



DEPARTMENT OF THE NAVY
HEADQUARTERS UNITED STATES MARINE CORPS
3000 MARINE CORPS PENTAGON
WASHINGTON, DC 20350-3000

NAVMC 3500.55B

C 465

20 MAY 2013

NAVMC 3500.55B

From: Commandant of the Marine Corps
To: Distribution List

Subj: RECONNAISSANCE (RECON) TRAINING AND READINESS (T&R) MANUAL

Ref: (a) MCO P3500.72A
(b) MCO 1553.3A
(c) MCO 3400.3F
(d) MCO 3500.27B W/Erratum
(e) MCRP 3-0A
(f) MCRP 3-0B
(g) MCO 1553.2B

Encl: (1) RECON T&R Manual

1. Purpose. Per reference (a), this T&R Manual establishes training standards, regulations, and practices regarding the training of Marines and assigned Navy personnel in Marine Corps RECON Battalions or Force RECON Companies. Additionally, it provides tasking for formal schools to prepare personnel for the reconnaissance-based military occupational specialties of 0321 (RECON Man), 0307 (Expeditionary Ground RECON Officer), 0316 (Combat Rubber RECON Craft Coxswain), 0323 (RECON Man Parachute Qualified), and 0324 (RECON Man Combatant Diver Qualified).

2. Cancellation. NAVMC 3500.55A

3. Scope

a. The Core Capability Mission Essential Task List in this Manual is used in Defense Readiness Reporting System (DRRS) for assessment and reporting of unit readiness. Units achieve training readiness for reporting in DRRS by gaining and sustaining proficiency in the training events in this Manual at both collective (unit) and individual levels.

b. Per reference (b), commanders will conduct an internal assessment of the unit's ability to execute its mission and develop long-, mid-, and short-range training plans to sustain proficiency and correct deficiencies. Training plans will incorporate these events to standardize training and provide objective assessment of progress toward attaining combat readiness. Commanders will keep records at the unit and individual levels to record training achievements, identify training gaps, and document objective assessments of readiness associated with training Marines and assigned Navy personnel. Commanders will use reference (c) to incorporate Nuclear, Biological, and Chemical Defense training into training plans and reference (d) to integrate Operational Risk Management. References (e) and (f) provide

DISTRIBUTION STATEMENT A: Approved for public release; distribution is unlimited.


amplifying information for effective planning and management of training within the unit.

c. Formal school and training detachment commanders will use references (a) and (g) to ensure programs of instruction meet skill training requirements established in this Manual and provide career-progression training in the events designated for initial training in the formal school environment.

3. Information. Commanding General (CG), Training and Education Command (TECOM) will update this T&R Manual as necessary to provide current and relevant training standards to commanders. All questions pertaining to the Marine Corps Ground T&R Program and Unit Training Management should be directed to: CG, TECOM, Marine Air Ground Task Force Training and Education Standards Division (MTESD) (C 465), 1019 Elliot Road, Quantico, VA 22134.

4. Command. This Manual is applicable to the Marine Corps Total Force.

5. Certification. Reviewed and approved this date.



T. M. MURRAY
By direction

DISTRIBUTION: PCN 10031977600

Copy to: 7000260 (2)
8145001 (1)

LOCATOR SHEET

Subj: RECONNAISSANCE (RECON) TRAINING AND READINESS (T&R) MANUAL

Location: _____
(Indicate location(s) of copy(ies) of this Manual)

RECORD OF CHANGES

Log completed change action as indicated.

Change Number	Date of Change	Date Entered	Signature of Person Incorporating Change

RECON T&R MANUAL

TABLE OF CONTENTS

CHAPTER

1. OVERVIEW

2. MISSION ESSENTIAL TASKS MATRIX

3. 3000-LEVEL COLLECTIVE EVENTS

4. 4000-LEVEL COLLECTIVE TASKS

5. 5000-LEVEL COLLECTIVE TASKS

6. 6000-LEVEL COLLECTIVE TASKS

7. 7000-LEVEL COLLECTIVE TASKS

8. INDIVIDUAL EVENTS

APPENDICES

A. ACRONYMS AND ABBREVIATIONS

B. TERMS AND DEFINITIONS

C. AMMUNITION REQUIREMENTS

D. SIMULATION

RECON T&R MANUAL

CHAPTER 1

OVERVIEW

	<u>PARAGRAPH</u>	<u>PAGE</u>
INTRODUCTION	1000	1-2
UNIT TRAINING	1001	1-2
UNIT TRAINING MANAGEMENT (UTM)	1002	1-3
SUSTAINMENT AND EVALUATION OF TRAINING	1003	1-3
ORGANIZATION	1004	1-4
T&R EVENT CODING	1005	1-4
COMBAT READINESS PERCENTAGE	1006	1-6
CRP CALCULATION	1007	1-7
T&R EVENT COMPOSITION	1008	1-7
CBRN TRAINING	1009	1-12
NIGHT TRAINING	1010	1-12
OPERATIONAL RISK MANAGEMENT (ORM)	1011	1-12
MARINE CORPS GROUND T&R PROGRAM	1012	1-13

RECON T&R MANUAL

CHAPTER 1

OVERVIEW

1000. INTRODUCTION

1. The T&R Program is the Corps' primary tool for planning, conducting and evaluating training and assessing training readiness. Subject matter experts (SMEs) from the operating forces developed core capability METLs for ground communities derived from the Marine Corps Task List (MCTL). This T&R Manual is built around these METLs and other related Marine Corps Tasks (MCT). All events contained in the manual relate directly to these METLs and MCTs. This comprehensive T&R Program will help to ensure the Marine Corps continues to improve its combat readiness by training more efficiently and effectively. Ultimately, this will enhance the Marine Corps' ability to accomplish real-world missions.

2. The T&R Manual contains the individual and collective training requirements to prepare units to accomplish their combat mission. The T&R Manual is not intended to be an encyclopedia that contains every minute detail of how to accomplish training. Instead, it identifies the minimum standards that Marines must be able to perform in combat. The T&R Manual is a fundamental tool for commanders to build and maintain unit combat readiness. Using this tool, leaders can construct and execute an effective training plan that supports the unit's METL. More detailed information on the Marine Corps Ground T&R Program is found in reference (a).

3. The T&R Manual is designed for use by unit commanders to determine pre-deployment training requirements in preparation for training and for Formal Learning Centers and Training Detachments to create courses of instruction. This directive focuses on individual and collective tasks performed by operating forces (OPFOR) units and supervised by personnel in the performance of unit Mission Essential Tasks (METs).

1001. UNIT TRAINING

1. The training of Marines to perform as an integrated unit in combat lies at the heart of the T&R program. Unit and individual readiness are directly related. Individual training and the mastery of individual core skills serve as the building blocks for unit combat readiness. A Marine's ability to perform critical skills required in combat is essential. However, it is not necessary to have all individuals within a unit fully trained in order for that organization to accomplish its assigned tasks. Manpower shortfalls, temporary assignments, leave, or other factors outside the commander's control, often affect the ability to conduct individual training. During these periods, unit readiness is enhanced if emphasis is placed on the individual training of Marines on-hand. Subsequently, these Marines will be mission ready and capable of executing as part of a team when the full complement of personnel is available.

2. Commanders will ensure that all tactical training is focused on their combat mission. The T&R Manual is a tool to help develop the unit's training plan. In most cases, unit training should focus on achieving unit proficiency in the core METL. However, commanders will adjust their training focus to support METLs associated with a major Operational Plan (OPLAN)/Contingency Plan (CONPLAN) or named operation as designated by their higher commander and reported accordingly in the DRRS. Tactical training will support the METL in use by the commander and be tailored to meet T&R standards. Commanders at all levels are responsible for effective combat training. The conduct of training in a professional manner consistent with Marine Corps standards cannot be over emphasized.

3. Commanders will provide personnel the opportunity to attend formal and operational level courses of instruction as required by this Manual. Attendance at all formal courses must enhance the warfighting capabilities of the unit as determined by the unit commander.

1002. UNIT TRAINING MANAGEMENT (UTM)

1. Unit Training Management (UTM) is the application of the Systems Approach to Training (SAT) and the Marine Corps Training Principles. This is accomplished in a manner that maximizes training results and focuses the training priorities of the unit in preparation for the conduct of its wartime mission.

2. UTM techniques, described in references (b) and (e), provide commanders with the requisite tools and techniques to analyze, design, develop, implement, and evaluate the training of their unit. The Marine Corps Training Principles, explained in reference (b), provide sound and proven direction and are flexible enough to accommodate the demands of local conditions. These principles are not inclusive, nor do they guarantee success. They are guides that commanders can use to manage unit-training programs. The Marine Corps training principles are:

- Train as you fight
- Make commanders responsible for training
- Use standards-based training
- Use performance-oriented training
- Use mission-oriented training
- Train the MAGTF to fight as a combined arms team
- Train to sustain proficiency
- Train to challenge

3. To maintain an efficient and effective training program, leaders at every level must understand and implement UTM. Guidance for UTM and the process for establishing effective programs are contained in references (b), (e) and (f).

1003. SUSTAINMENT AND EVALUATION OF TRAINING

1. The evaluation of training is necessary to properly prepare Marines for combat. Evaluations are either formal or informal, and performed by members

of the unit (internal evaluation) or from an external command (external evaluation).

2. Marines are expected to maintain proficiency in the training events for their MOS at the appropriate grade or billet to which assigned. Leaders are responsible for recording the training achievements of their Marines. Whether it involves individual or collective training events, they must ensure proficiency is sustained by requiring retraining of each event at or before expiration of the designated sustainment interval. Performance of the training event, however, is not sufficient to ensure combat readiness. Leaders at all levels must evaluate the performance of their Marines and the unit as they complete training events, and only record successful accomplishment of training based upon the evaluation. The goal of evaluation is to ensure that correct methods are employed to achieve the desired standard, or the Marines understand how they need to improve in order to attain the standard. Leaders must determine whether credit for completing a training event is recorded if the standard was not achieved. While successful accomplishment is desired, debriefing of errors can result in successful learning that will allow ethical recording of training event completion. Evaluation is a continuous process that is integral to training management and is conducted by leaders at every level and during all phases of planning and the conduct of training. To ensure training is efficient and effective, evaluation is an integral part of the training plan. Ultimately, leaders remain responsible for determining if the training was effective.

3. The purpose of formal and informal evaluation is to provide commanders with a process to determine a unit's/Marine's proficiency in the tasks that must be performed in combat. Informal evaluations are conducted during every training evolution. Formal evaluations are often scenario-based, focused on the unit's METs, based on collective training standards, and usually conducted during higher-level collective events. References (a) and (f) provide further guidance on the conduct of informal and formal evaluations using the Marine Corps Ground T&R Program.

1004. ORGANIZATION. The Community T&R Manual is comprised of 8 chapters and 4 appendices. Chapter 1 is an overview of the Ground T&R Program. Chapter 2 lists the Community Core METs, which are used as part of the DRRS. Chapter 3 to 7 contains collective events. Chapter 8 captures individual. Appendix A is Acronyms, Appendix B is Terms and Definitions, Appendix C is Ammunition Requirements, and Appendix D is Simulations.

1005. T&R EVENT CODING. An event contained within a T&R Manual is an individual or collective training standard. This section explains each of the components of a T&R event. These items will be included in all of the events in each T&R Manual. Community-based T&R Manuals may have several additional components not found in unit-based T&R Manuals. The event condition, event title (behavior) and event standard should be read together as a grammatical sentence.

1. Event Code. The event code is an up to 4-4-4 alphanumeric character set:

- a. First 4 characters indicate MOS or Community (e.g., 0321, 1812 or INTL)
- b. Second up to 4 characters indicate functional or duty area (e.g. DEF, FSPT, MVMT, etc.)
- c. Third 4 characters indicate the unit size and supported unit, if applicable (1000 through 9000), and sequence. Figure 1-1 shows the relationship of unit size to event code. NOTE: The titles for the various echelons are for example only, and are not exclusive. For example: 4000-level events are appropriate for Section-level events as noted, but also for Squad-level events.

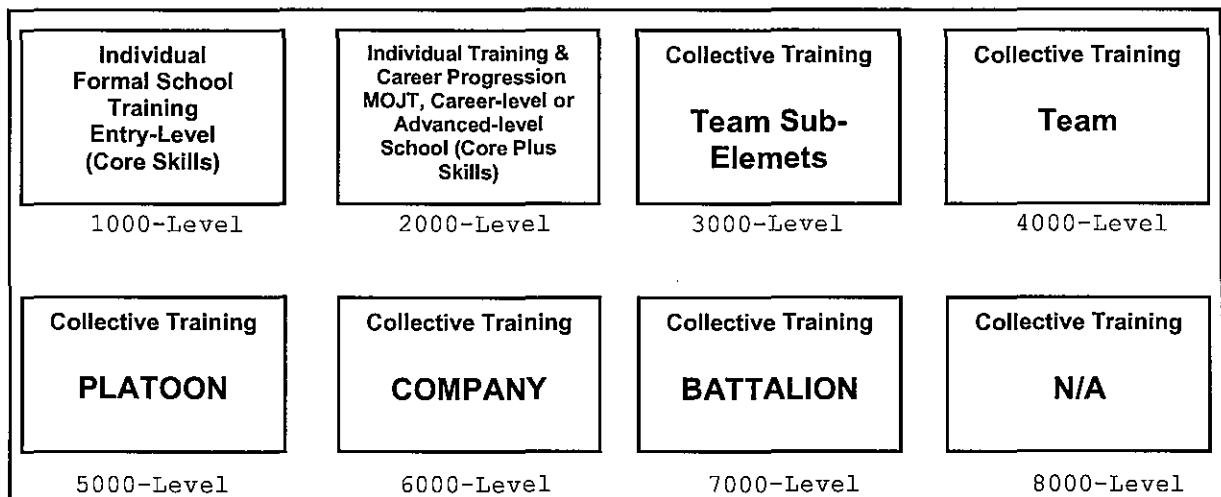


Figure. 1-1 T&R Event Levels

(1) Grouping. Categorizing events with the use of a recognizable code makes the type of skill or capability being referenced fairly obvious. Examples include: PAT for patrolling events, DEF for events in the defense, FSPT for events related to fire support, etc. There is no special significance to the functional areas, but they should be intuitive to make it as easy as possible for the T&R user to find events. When organizing the T&R manual, functional areas are alphabetized then the associated events are numbered. The events will be numbered based upon the introduction of each new functional area, allowing up to "999" events. For example: if there are seven Administrative events 4431 occupational field, then the events should start 4431-ADMN-1001 and run through 1007. Next, the Bulk Fuel events, BUFL should start at 4431-BUFL-1001.

(2) Sequencing. A numerical code is assigned to each individual (1000-2000-level) or collective (3000-9000-level) training event. The first number identifies the size of the unit performing the event, as depicted in figure 1-1. The second number is available for T&R Manuals with collective events that support those in other manuals to identify the echelon of unit being supported by a particular collective event. If a collective event is supported by other events or is performed in general support without regard

to echelon, then a zero "0" will be utilized as the second number. For example: 0231-TGT-3801 would refer to an event conducted by a four Marine Targeting Cell supporting a Regiment or Group, 0231-TGT-3001 would represent an event the Targeting Cell does in support of any sized unit. The event would not be labeled 0231-TGT-8001 because that would imply that a regiment sized targeting unit was performing some task. This is not possible, since no intelligence unit organizes in a unit larger than a Battalion. EXCEPTION: Events that relate to staff planning, to the conduct of a command operations center or to staff level decision making processes will be numbered according to the level of the unit to which the staff belongs. For example: an infantry battalion staff conducting planning for an offensive attack would be labeled as INF-PLAN-7001 even though the entire battalion is not actively involved in the planning of the operation. T&R event sequence numbers that begin with "9" are reserved for Marine Air Ground Task Forces (MAGTF) Command Element (CE) events. Marine Expeditionary Units (MEU) CE events will be numbered 90XX - 93XX. Marine Expeditionary Brigade (MEB) CE events will be numbered 94XX - 96XX. Marine Expeditionary Force (MEF) CE events will be numbered 97XX - 99XX.

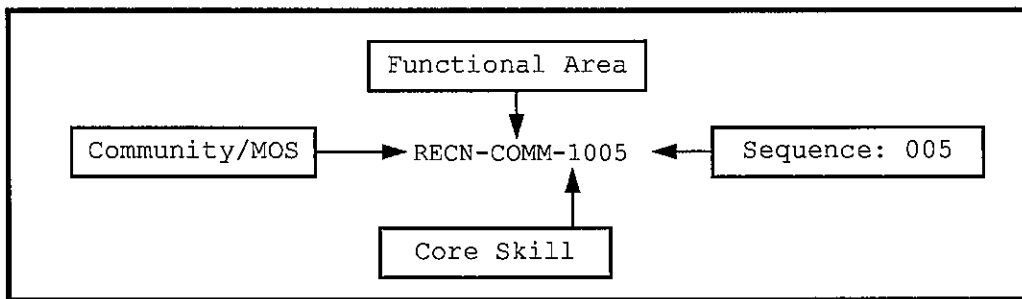


Figure 1-2: T&R Event Coding

1006. COMBAT READINESS PERCENTAGE

1. The Marine Corps Ground T&R Program includes processes to assess readiness of units and individual Marines. Every unit in the Marine Corps maintains a basic level of readiness based on the training and experience of the Marines in the unit. Even units that never trained together are capable of accomplishing some portion of their missions. Combat readiness assessment does not associate a quantitative value for this baseline of readiness, but uses a "Combat Readiness Percentage" (CRP), as a method to provide a concise descriptor of the recent training accomplishments of units and Marines.

2. CRP is the percentage of required training events that a unit or Marine accomplishes within specified sustainment intervals.

3. Unit combat readiness is assessed as a percentage of the successfully completed and current (within sustainment interval) key training events called "Evaluation-Coded" (E-Coded) Events. E-Coded Events and unit CRP calculation are described in follow-on paragraphs. CRP achieved through the completion of E-Coded Events is directly relevant to readiness assessment in DRRS.

4. Individual combat readiness is assessed as the percentage of required individual events in which a Marine is current. This translates as the percentage of training events for his/her MOS and grade that the Marine successfully completes within the directed sustainment interval. Individual skills are developed through a combination of 1000-level training (entry-level formal school courses), individual on-the-job training in 2000-level events, and follow-on formal school training. Skill proficiency is maintained by retraining in each event per the specified sustainment interval.

1007. CRP CALCULATION

1. Collective training begins at the 3000-level (team, crew or equivalent). Unit training plans are designed to accomplish the events that support the unit METL while simultaneously sustaining proficiency in individual core skills. E-Coded collective events are the only events that contribute to unit CRP. This is done to assist commanders in prioritizing the training toward the METL, taking into account resource, time, and personnel constraints.

2. Unit CRP increases after the completion of E-Coded events. The number of E-Coded events for the MET determines the value of each E-Coded event. For example, if there are 4 E-Coded events for a MET, each is worth 25% of MET CRP. MET CRP is calculated by adding the percentage of each completed and current (within sustainment interval) E-Coded training event. The percentage for each MET is calculated the same way and all are added together and divided by the number of METS to determine unit CRP. For ease of calculation, we will say that each MET has four E-Coded events, each contributing 25% towards the completion of the MET. If the unit has completed and is current on three of the four E-Coded events for a given MET, then they have completed 75% of the MET. The CRP for each MET is added together and divided by the number of METS to get unit CRP; unit CRP is the average of MET CRP.

For Example:

MET 1: 75% complete (3 of 4 E-Coded events trained)
MET 2: 100% complete (6 of 6 E-Coded events trained)
MET 3: 25% complete (1 of 4 E-Coded events trained)
MET 4: 50% complete (2 of 4 E-Coded events trained)
MET 5: 75% complete (3 of 4 E-Coded events trained)

To get unit CRP, simply add the CRP for each MET and divide by the number of METS:

MET CRP: $75 + 100 + 25 + 50 + 75 = 325$

Unit CRP: $325 \text{ (total MET CRP)} / 5 \text{ (total number of METS)} = 65\%$

1008. T&R EVENT COMPOSITION

1. Event Code. The event code is explained in paragraph 1005.

2. Title. The name of the event. The event title contains one action verb and ideally, one object.
3. Evaluation Coded. Collective events categorize the capabilities that a given unit may be expected to perform. There are some collective events that the Marine Corps has determined that a unit MUST be able to perform, if that unit is to be considered fully ready for operations. These Evaluation-Coded, or E-Coded events represent the irreducible minimum or the floor of readiness for a unit. E-Coded events are derived from the training measures of effectiveness for the Mission Essential Tasks for units that must report readiness in the DRRS. It would seem intuitive that most E-Coded events would be for Battalion sized units and higher since those are the units that report in DRRS. However, if the Marine Corps has determined that the readiness of a subordinate, supporting unit to accomplish a particular collective event is vital to the accomplishment of the supported unit's MET, then that lower echelon collective event is E-Coded.
4. Supported MET(s). List all METs that are supported by the training event in the judgment of the occupation field drafting the T&R Manual, even if those events are not listed as Measure of Effectiveness (MOEs) in a MET.
5. Sustainment Interval. This is the period, expressed in number of months, between evaluation or retraining requirements. Competencies and capabilities acquired through the accomplishment of training events are to be refreshed at pre-determined intervals. It is essential that these intervals be adhered to in order to ensure Marines maintain proficiency.
6. Billet/MOS. Each individual training event will contain a billet code and/or MOS that designates who is responsible for performing that event and any corresponding formal course required for that billet. Each commander has the flexibility to shift responsibilities based on the organization of his command. These codes are based on recommendations from the collective subject matter expertise that developed this manual and are listed for each event.
7. Grade. The Grade field indicates the rank at which Marines are required to complete the event.
8. Description. This field allows T&R developers to include an explanation of event purpose, objectives, goals, and requirements. It is a general description of an action requiring learned skills and knowledge, i.e., engage fixed target with crew-served weapons. This is an optional field for individual events but its use is strongly encouraged for collective events. This field can be of great value guiding a formal learning center or OPFOR unit trying to discern the intent behind an event that might not be readily apparent.
9. Condition. Condition refers to the constraints that may affect event performance in a real-world environment. It indicates what is provided (equipment, tools, materials, manuals, aids, etc.), environmental constraints or conditions under which the task is to be performed, and any specific cues or indicators to which the performer must respond. Commanders can modify the conditions of the event to best prepare their Marines to accomplish the

assigned mission (e.g. in a desert environment; in a mountain environment; etc.). When resources or safety requirements limit the conditions, this should be stated. The content of the condition should be included in the event on a "by exception" basis. If there exists an assumption regarding the conditions under which all or most of the events in the manual will be performed, then only those additional or exceptional items required should be listed in the condition. The common conditions under which all the events in a chapter will be executed will be listed as a separate paragraph at the beginning of the chapter.

10. Standard. The performance standard indicates the basis for judging the effectiveness of the performance. It consists of a carefully worded statement that identifies the proficiency level expected when the task is performed. The standard provides the minimum acceptable performance parameters and must be strictly adhered to. The standard for collective events will likely be general, describing the desired end-state or purpose of the event. The standard for individual events will be objective, quantifiable, and readily observable. Standards will more specifically describe to what proficiency level, specified in terms of accuracy, completeness, time required, and sequencing the event is to be accomplished. These guidelines can be summarized in the acronym "ACTS" (Accuracy Completeness Time Sequence.) In no cases will "per the reference" or "per/in accordance with commander's intent" be used as a stand-alone standard.

11. Event Components/Performance Steps. Description of the actions that the event is composed of, or a list of subordinate, included T&R event codes and event descriptions. The event components help the user determine what must be accomplished and to properly plan for the event. Event components are used for collective events; performance steps are used for individual events.

a. The event components and performance steps will be consciously written so that they may be employed as performance evaluation check lists by the operating forces.

b. Event components may be events one individual in the unit performs, events that small groups in the unit perform, or events involving the entire unit. After the publication of this order, all component events will identify the behaviors required in plain English but also by citing the precise event number the component event refers to, unless that component event only occurs as part of the collective event where it is listed. This provision will allow for specific events to be chained together in order to provide greater granularity for units and Marines executing the events, and clarity for those charged with evaluating unit performance.

12. Prerequisite Events. Prerequisites are academic training or other T&R events that must be completed prior to attempting the task. They are lower-level events or tasks that give the individual/unit the skills required to accomplish the event. They can also be planning steps, administrative requirements, or specific parameters that build toward mission accomplishment.

13. Chained Events. Collective T&R events are supported by lower-level collective and individual T&R events. This enables unit leaders to effectively identify subordinate T&R events that ultimately support specific

mission essential tasks. When the accomplishment of any upper-level events, by their nature, result in the performance of certain subordinate and related events, the events are "chained." The completion of chained events will update sustainment interval credit (and CRP for E-Coded events) for the related subordinate level events.

14. Related ITEs. A list of all of the Individual Training Events (1000-2000-level events) that support the event.

15. Initial Training Setting. All individual events will designate the setting at which the skill is first taught, either at formal learning center (FLC), in the OPFOR as MOJT, or via a distance learning product (DL).

16. References. The training references shall be utilized to determine task performance steps. They assist the trainee in satisfying the performance standards, or the trainer in evaluating the effectiveness of task completion. T&R Manuals are designed to be a training outline, not to replicate or replace doctrinal publications, reference publications or technical manuals. References are key to developing detailed lesson plans, determining grading criteria, and ensuring standardization of training.

17. Distance Learning Products. Distance learning products include: Individual Multimedia Instruction (IMI), Computer-Based Training (CBT), Marine Corps Institute (MCI), etc. This notation is included when, in the opinion of the TRMG in consultation with the MTSD representative, the event can be taught via one of these media vice attending a formal course of instruction or receiving MOJT.

18. Support Requirements. This is a list of the external and internal support the unit and Marines will need to complete the event. This is a key section in the overall T&R effort, as resources will eventually be tied directly to the training towards METS. Future efforts to attain and allocate resources will be based on the requirements outlined in the T&R Manual. The list includes, but is not limited to:

- Range(s)/Training Area
- Ordnance
- Equipment
- Materials
- Other Units/Personnel

The ordnance requirements for one year of training for the events in the T&R will be aggregated into a table contained in an appendix to the T&R. The task analyst and the occupational field representatives will be careful not to "double count" ammunition that might be employed in the performance of individual and collective events that are chained.

19. Suitability of Simulation DL for sustainment. If the occupational field determines that an event can be trained to standard by use of simulation or a DL product, this will be noted in the description block. The specific simulation or DL product that is acceptable will be noted in the block as well.

a. Simulation should be used, whenever possible, in lieu of live training (particularly when resources to support the event are constrained); or at the Commander's discretion, used as a precursor to live training in order to help maximize and enhance the live training event.

b. This task can be supported by self-paced, computer based training, (i.e. MarineNet).

20. Miscellaneous

a. This field provides space for any additional information that will assist in the planning and execution of the event. Units and FLCS are cautioned not to disregard this information or to consider the information of lesser importance than what is contained in other parts of the T&R event. Miscellaneous fields provide an opportunity for the drafters of the T&R event to communicate vital information that might not fit neatly into any other available field. The list may include, but is not limited to:

- Admin Instructions
- Special Personnel Certifications
- Equipment Operating Hours
- Road Miles

b. An example of a T&R event is provided in figure 1-3.

<u>0321-PAT-4101</u> Conduct Team Planning			
<u>EVALUATION CODED:</u> YES		<u>SUPPORTED MET(S):</u> 1, 2, 3, 4, 5, 6, 7, 8, 9	
<u>DESCRIPTION:</u> The unit is conducting tactical operations. The unit has been issued a warning order to conduct reconnaissance patrols to collect information and to conduct normal security patrols. The patrol will be conducted on a 24-hour basis. This event may be trained to standard using the XYZ simulation program available at all MISTC locations.			
<u>CONDITION:</u> When given a Warning Order, Patrol Order or Frag Order.			
<u>STANDARD:</u> Prior to commencement of exercise or operation, so that subordinates have 2/3 of the total time before step-off for planning, to include all elements of the plan.			
<u>EVENT COMPONENTS:</u>			
1. Receive Warning Order or Patrol Order.			
2. Analyze for Mission using commander's guidance, METT-TSL, KOCOA.			
3. Analyze the mission and available information to identify specific tasks with respect to commander's guidance, METT-TSL and KOCOA.			
4. Create the plan.			
<u>RELATED ITES:</u>			
0321-PAT -1102	0321-PAT -1101	0321-COMM-1207	0321-FSPT-2301
0321-FSPT-2302	0321-FSPT-2303	0321-SURV-1403	
<u>REFERENCES:</u>			
1. FMFM 6-4 Marine Rifle Company			
2. MCWP 3-11.3 Scouting and Patrolling			
3. MCRP 2-15.1 DRAFT Ground Reconnaissance Handbook			

Figure 1-3: Example of a T&R Event

1009. CBRN TRAINING

1. All personnel assigned to the operating force must be trained in CBRN Defense, in order to survive and continue their mission in this environment. Individual proficiency standards are defined as survival and basic operating standards. Survival standards are those that the individual must master in order to survive CBRN attacks. Basic operating standards are those that the individual, and collectively the unit, must perform to continue operations in a CBRN environment.

2. In order to develop and maintain the ability to operate in a CBRN environment, CBRN training is an integral part of the training plan and events in this T&R Manual. Units should train under CBRN conditions whenever possible. Per reference (c), all units must be capable of accomplishing their assigned mission in a contaminated environment.

1010. NIGHT TRAINING

1. While it is understood that all personnel and units of the operating force are capable of performing their assigned mission in "every climate and place," current doctrine emphasizes the requirement to perform assigned missions at night and during periods of limited visibility. Basic skills are significantly more difficult when visibility is limited.

2. To ensure units are capable of accomplishing their mission they must train under the conditions of limited visibility. Units should strive to conduct all events in this T&R Manual during both day and night/limited visibility conditions. When there is limited training time available, night training should take precedence over daylight training, contingent on the availability of equipment and personnel.

1011. OPERATIONAL RISK MANAGEMENT (ORM)

1. ORM is a process that enables commanders to plan for and minimize risk while still accomplishing the mission. It is a decision making tool used by Marines at all levels to increase operational effectiveness by anticipating hazards and reducing the potential for loss, thereby increasing the probability of a successful mission. ORM minimizes risks to acceptable levels, commensurate with mission accomplishment.

2. Commanders, leaders, maintainers, planners, and schedulers will integrate risk assessment in the decision-making process and implement hazard controls to reduce risk to acceptable levels. Applying the ORM process will reduce mishaps, lower costs, and provide for more efficient use of resources. ORM assists the commander in conserving lives and resources and avoiding unnecessary risk, making an informed decision to implement a Course Of Action (COA), identifying feasible and effective control measures where specific measures do not exist, and providing reasonable alternatives for mission accomplishment. Most importantly, ORM assists the commander in determining the balance between training realism and unnecessary risks in training, the impact of training operations on the environment, and the adjustment of training plans to fit the level of proficiency and experience of

Sailors/Marines and leaders. Further guidance for ORM is found in references (b) and (d).

1012. MARINE CORPS GROUND T&R PROGRAM

1. The Marine Corps Ground T&R Program continues to evolve. The vision for Ground T&R Program is to publish a T&R Manual for every readiness-reporting unit so that core capability METs are clearly defined with supporting collective training standards, and to publish community-based T&R Manuals for all occupational fields whose personnel augment other units to increase their combat and/or logistic capabilities. The vision for this program includes plans to provide a Marine Corps training management information system that enables tracking of unit and individual training accomplishments by unit commanders and small unit leaders, automatically computing CRP for both units and individual Marines based upon MOS and rank (or billet). Linkage of T&R Events to the MCTL, through the core capability METs, has enabled objective assessment of training readiness in the DRRS.

2. DRRS measures and reports on the readiness of military forces and the supporting infrastructure to meet missions and goals assigned by the Secretary of Defense. With unit CRP based on the unit's training toward its METs, the CRP will provide a more accurate picture of a unit's readiness. This will give fidelity to future funding requests and factor into the allocation of resources. Additionally, the Ground T&R Program will help to ensure training remains focused on mission accomplishment and that training readiness reporting is tied to units' METLs.

RECON T&R MANUAL

CHAPTER 2

MISSION ESSENTIAL TASKS MATRIX

	<u>PARAGRAPH</u>	<u>PAGE</u>
MISSION ESSENTIAL TASK LIST (METL)	2000	2-2

RECON T&R MANUAL

CHAPTER 2

MISSION ESSENTIAL TASKS MATRIX

2000. MISSION ESSENTIAL TASK LIST (METL). The list below includes the core capability METL with the Battalion and Company collective E-Coded events that support each MET. All METs are derived from the Marine Corps Task List (MCTL) and approved by the Reconnaissance Operational Advisory Group for DRRS reporting.

Reconnaissance Battalion METL

- MET 1** MCT 1.1.2 Provide Task-Organized Forces
- MET 2** MCT 2.1.2.8 Conduct Amphibious Reconnaissance and Surveillance
- MET 3** MCT 2.7 Conduct Ground Reconnaissance and Surveillance
- MET 4** MCT 3.2.7 Conduct Battlespace Shaping Operations
- MET 5** MCT 1.8 Conduct Specialized Limited Scale Raids
- MET 6** MCT 1.9 Conduct Specialized Insertion and Extraction
- MET 7** MCT 5.3.2 Establish Means for Command and Control

MCT 1.1.2 / PROVIDE TASK-ORGANIZED FORCES	
RECN-C2-7001	Deploy to the Operational Area
RECN-C2-6001	Deploy to the Operational Area
RECN-C2-6002	Prepare supplies, equipment, and vehicles for embarkation
RECN-C2-5001	Deploy to the Operational Area
RECN-C2-5002	Prepare supplies, equipment, and vehicles for embarkation
RECN-C2-4001	Deploy to the Operational Area
RECN-C2-4002	Prepare supplies, equipment, and vehicles for embarkation
MCT 2.1.2.8 / CONDUCT AMPHIBIOUS RECONNAISSANCE AND SURVEILLANCE	
RECN-MAN-7002	Direct Amphibious Reconnaissance
RECN-INTL-7001	Direct Intelligence Operations
RECN-INTL-7002	Conduct Intelligence Operations
RECN-INTL-7003	Provide Level II Intelligence Reports
RECN-INTL-7004	Provide Level III Intelligence Reports
RECN-AMPH-6001	Direct Amphibious Reconnaissance
RECN-INTL-6001	Direct Intelligence Operations
RECN-INTL-6002	Provide Level II Intelligence Reports
RECN-INTL-6003	Provide Level III Intelligence Reports
RECN-AMPH-5001	Conduct Amphibious Reconnaissance
RECN-AMPH-4001	Conduct Amphibious Reconnaissance
MCT 2.7 / CONDUCT GROUND RECONNAISSANCE AND SURVEILLANCE	
RECN-MAN-7003	Direct Ground Reconnaissance
RECN-MAN-7001	Direct Operations in Special Terrain
RECN-INTL-7001	Direct Intelligence Operations
RECN-INTL-7002	Conduct Intelligence Operations
RECN-INTL-7003	Provide Level II Intelligence Reports
RECN-INTL-7004	Provide Level III Intelligence Reports
RECN-GRND-6001	Direct Ground Reconnaissance
RECN-GRND-5001	Conduct Ground Reconnaissance

RECN-SURV-5001	Conduct Surveillance
RECN-GRND-4001	Conduct Ground Reconnaissance
RECN-SURV-4001	Conduct Surveillance
MCT 3.2.7 / CONDUCT BATTLE SPACE SHAPING OPERATIONS	
RECN-MAN-7005	Direct Battle Space Shaping Operations
RECN-INTL-7001	Direct Intelligence Operations
RECN-INTL-7002	Conduct Intelligence Operations
RECN-INTL-7003	Provide Level II Intelligence Reports
RECN-INTL-7004	Provide Level III Intelligence Reports
RECN-MAN-7001	Direct Operations in Special Terrain
RECN-SHAP-6001	Direct Battle Space Shaping Operations
RECN-SHAP-5001	Conduct Battle Space Shaping Operations
RECN-SHAP-4001	Conduct Battle Space Shaping Operations
MCT 1.8 / CONDUCT SPECIALIZED LIMITED SCALE RAIDS	
RECN-MAN-7004	Direct a Specialized Raid
RECN-INTL-7001	Direct Intelligence Operations
RECN-INTL-7002	Conduct Intelligence Operations
RECN-INTL-7003	Provide Level II Intelligence Reports
RECN-INTL-7004	Provide Level III Intelligence Reports
RECN-RAID-6001	Direct a Specialized Raid
RECN-RAID-5001	Conduct a Specialized Raid
RECN-RAID-4001	Conduct a Specialized Raid
MCT 1.9 / CONDUCT SPECIALIZED INSERTION AND EXTRACTION	
RECN-MAN-7006	Direct Specialized Insertion and Extraction
RECN-SPIE-6001	Direct Specialized Insertion and Extraction
RECN-SPIE-5001	Conduct Specialized Insertion and Extraction
MCT 5.3.2 / ESTABLISH MEANS FOR COMMAND AND CONTROL	
RECN-C2-7002	Conduct Staff Planning
RECN-C2-7003	Conduct Crisis Action Planning
RECN-C2-7006	Establish and Operate a Reconnaissance Operations Center
RECN-C2-7007	Coordinate Ground Reconnaissance Activities within the AOR
RECN-C2-7008	Integrate Ground Reconnaissance Operations into the Intelligence, Surveillance, and Reconnaissance (ISR) Collections Plan
RECN-C2-7009	Conduct Intelligence, Surveillance, and Reconnaissance (ISR) Collections Operations
RECN-C2-7010	Establish Communications
RECN-C2-7011	Employ Command, Control, Computer, Communication (C4) Suite
RECN-C2-6003	Establish and Operate a Reconnaissance Operations Center
RECN-COMM-6001	Establish Communications
RECN-PLAN-6001	Conduct Deliberate Planning
RECN-PLAN-6002	Conduct Crisis Action Planning
RECN-C2-5003	Establish and Operate a Reconnaissance Operations Center
RECN-COMM-5001	Establish Communications
RECN-PLAN-5001	Conduct Deliberate Planning
RECN-PLAN-5002	Conduct Crisis Action Planning

RECON T&R MANUAL

CHAPTER 3

3000-LEVEL COLLECTIVE EVENTS

	<u>PARAGRAPH</u>	<u>PAGE</u>
PURPOSE.	3000	3-2
EVENT CODING	3001	3-2
ADMINISTRATIVE NOTES	3002	3-2
INDEX OF COLLECTIVE EVENTS	3003	3-3
3000-LEVEL EVENTS.	3004	3-6

RECON T&R MANUAL

CHAPTER 3

3000-LEVEL COLLECTIVE EVENTS

3000. PURPOSE. This chapter includes all collective events. A collective event is an event that an established unit would perform in combat. A number of these events are linked to a Service-Level Mission Essential Task (MET). This linkage tailor's collective and individual training for the selected MET. Each collective event is composed of component events that provide the major actions required. This may be likely actions, list of functions, or procedures. Accomplishment and proficiency level required of component events are determined by the event standard.

3001. EVENT CODING. Collective events are depicted using an up to 12-digit alphanumeric system (i.e. MEU-VBSS-5002) divided into three fields of up to 4 digits. This chapter utilizes the following methodology:

- a. Field One - Each event in this chapter begins with the Community/MOS in which the skill is intended to be performed.
- b. Field Two - This field abbreviates the functional area.
- c. Field Three - This field provides the level (i.e. 3000, 4000, 5000, 6000, 7000 or 8000). The last three digits of this field is the sequence.

3002. ADMINISTRATIVE NOTES

1. As applicable, events contain a paragraph that describes internal and external Support Requirements the unit and Marines will need to complete the event. Ranges/Training Areas are described in this section using plain-language description. They are also described using the Range/Facility Codes that identify the type of range and/or training area needed to accomplish the Event. Marines can use the codes to find information about available ranges at their geographic location by using the web-based Range/Training Area Management System (see TECOM website). The intent of the Range/Training Area Code (RTAC) is to facilitate range utilization by identifying those events that can be accomplished at each range. Additionally, usage of the RTAC supports readiness reporting by identifying events that cannot be accomplished at certain locations due to a lack of suitable ranges.

2. Every effort is being made to make the T&R Manual system generic. To that end, the term "Service Rifle/Carbine" refers to the current version of Service Rifle fielded in the operating forces and formal schools.

3003. INDEX OF COLLECTIVE EVENTS

EVENT CODE	E-CODED	EVENT	PAGE
RECN-AMPH-3001		Perform Combat Swimmer Buddy Duties	3-6
RECN-AMPH-3002		Conduct Scout Swimmer Duties	3-7
RECN-COLL-3001		Conduct airfield surfaces assessment	3-8
RECN-COLL-3002		Conduct Airfield Facilities and Structures Assessment	3-9
RECN-COLL-3003		Conduct Bridge Assessment	3-10
RECN-COLL-3004		Conduct Bunker Assessment	3-11
RECN-COLL-3005		Conduct Dams/Locks Assessment	3-12
RECN-COLL-3006		Conduct Distillation Tower Assessment	3-13
RECN-COLL-3007	Y	Conduct Ford/Ferry Assessment	3-14
RECN-COLL-3008	Y	Conduct Gap Assessment	3-15
RECN-COLL-3009		Conduct Military Equipment Assessment	3-17
RECN-COLL-3010		Conduct Obstacle Assessment	3-18
RECN-COLL-3011		Conduct Power Plant Turbine and Generator Assessment	3-19
RECN-COLL-3012		Conduct Rail Line and Rail Yard Assessment	3-20
RECN-COLL-3013		Conduct Road/Route Assessment	3-21
RECN-COLL-3014		Conduct Satellite Dish Assessment	3-22
RECN-COLL-3015		Conduct Ship Assessment	3-23
RECN-COLL-3016		Conduct Steel Tower Assessment	3-24
RECN-COLL-3017		Conduct Storage Tanks for Petroleum, Oil, and Lubricants Assessment	3-25
RECN-COLL-3018		Conduct Transformer Assessment	3-26
RECN-COLL-3019		Conduct Tunnel Assessment	3-27
RECN-COLL-3020		Conduct Tunnel Facility Air Vent Assessment	3-28
RECN-COMM-3001		Conduct Preparations for Combat Operations	3-28
RECN-COMM-3002		Establish an ORP/Hide Site	3-29
RECN-COMM-3003		Operate communications equipment sets with encryption	3-30
RECN-DEMO-3001		Plan a Dynamic Entry Assault Breach	3-31
RECN-DEMO-3002		Breach Theater Specific Targets	3-32
RECN-DEMO-3003		Conduct a Breach	3-34
RECN-DEMO-3004		Employ an Explosive Door Defeating External Breach	3-35
RECN-DEMO-3005		Employ an Explosive Lock Defeating External Breach	3-36
RECN-DEMO-3006		Employ an Explosive Improvised External Breach	3-38
RECN-DEMO-3007		Employ an Explosive Window Defeating Breach	3-39
RECN-DEMO-3008		Employ an Internal Explosive Breach	3-40
RECN-DEMO-3009		Employ an Explosive Wall Defeating Breach	3-42
RECN-DEMO-3010		Employ an Explosive Brick Wall Defeating Breach	3-43
RECN-DEMO-3011		Destroy a bridge with demolitions	3-45
RECN-DEMO-3012		Destroy a tunnel with demolitions	3-46
RECN-DEMO-3013		Employ demolitions to destroy a target	3-47
RECN-GRND-3001		Conduct Preparations for Combat Operations	3-48
RECN-GRND-3002		Establish an Observation Post (OP)	3-49
RECN-GRND-3003		Maintain a tactical vehicle	3-50
RECN-GRND-3004		Perform actions from a vehicle during a recon patrol	3-51
RECN-INTL-3001		Conduct Pattern Analysis	3-53
RECN-MED-3001		Conduct Medical Preparation for Combat Operations	3-54
RECN-MED-3002		Conduct Tactical Combat Casualty Care	3-55
RECN-MED-3003		Perform Casualty drag/carry	3-56

RECN-MED-3004		Request and Conduct a Casualty Evacuation (CASEVAC)	3-57
RECN-PHOT-3001		Prepare Ground Perspective Imagery Systems for Combat Operations	3-58
RECN-PHOT-3002		Employ Ground Perspective Imagery Systems to capture still images during Combat Operations	3-58
RECN-PHOT-3003		Conduct still documentation during Sensitive Site Exploitation	3-59
RECN-PHOT-3004		Employ Ground Perspective Imagery Systems to capture video images during Combat Operations	3-61
RECN-PHOT-3005		Conduct video documentation during Sensitive Site Exploitation	3-61
RECN-RAID-3001		Conduct Sensitive Site Exploitation operations	3-63
RECN-RAID-3002		Conduct battlefield forensic operations	3-64
RECN-RAID-3003		Prepare Sensitive Site Exploitation (SSE) Kit for Combat Operations	3-66
RECN-RAID-3004		Conduct limited detainee/EPW operations	3-67
RECN-RAID-3005		Establish detainee/EPW collection point	3-68
RECN-RAID-3006		Process an EPW/Detainee	3-69
RECN-RAID-3007		Respond to a personal attack	3-70
RECN-RAID-3008		Conduct an area search	3-71
RECN-RAID-3009		Conduct a vehicle search	3-72
RECN-RAID-3010		Complete a chain of custody	3-73
RECN-SHAP-3001		Operate in support of offensive operations (Sniper)	3-74
RECN-SHAP-3002		Operate in support of defensive operations (Sniper)	3-75
RECN-SHAP-3003		Conduct counter-sniper operations	3-76
RECN-SHAP-3004		Perform sniper movement to final firing position	3-77
RECN-SHAP-3005		Establish a final firing position (Sniper)	3-78
RECN-SHAP-3006		Construct a sniper hide	3-79
RECN-SHAP-3007		Camouflage sniper weapon systems and equipment	3-80
RECN-SHAP-3008		Operate from a sniper hide	3-81
RECN-SHAP-3009		Conduct Terminal Control of Aviation Assets	3-82
RECN-SHAP-3010		Conduct Terminal Control of Unguided Fixed Wing Munitions	3-83
RECN-SHAP-3011		Conduct Terminal Control of Unguided Rotary Wing Munitions	3-83
RECN-SHAP-3012		Conduct Terminal Control of Fixed Wing Laser Guided Munitions	3-84
RECN-SHAP-3013		Conduct Terminal Control of Rotary Wing Laser Guided Munitions	3-85
RECN-SHAP-3014		Conduct Terminal Control of Fixed Wing GPS-Guided Munitions	3-87
RECN-SHAP-3015		Conduct Terminal Control of Fixed or Rotary Wing Guns	3-87
RECN-SHAP-3016		Conduct Terminal Control of Air Delivered Battlefield Illumination (Night)	3-88
RECN-SHAP-3017		Conduct Terminal Control of AC-130	3-89
RECN-SHAP-3018		Conduct Handoff to a Forward Air Controller/Airborne (FAC-A)	3-90
RECN-SHAP-3019		Conduct Terminal Control of Fixed Wing Air-Delivered Fires at Night	3-91
RECN-SHAP-3020		Conduct Terminal Control of Rotary Wing Air-Delivered Fires at Night	3-92
RECN-SHAP-3021		Employ IR Marking Devices to Mark Targets for Aviation	3-93

	Fires	
REC�-SHAP-3022	Conduct Daytime Urban CAS	3-94
REC�-SHAP-3023	Conduct Nighttime Urban CAS	3-95
REC�-SHAP-3024	Control Indirect Fires in support of the Scheme of Maneuver	3-96
REC�-SHAP-3025	Employ Combined Arms	3-97
REC�-SPIE-3001	Perform Combat Diver Buddy Team Duties	3-98
REC�-SURV-3001	Execute Surveillance	3-98
REC�-SURV-3002	Conduct combat profiling	3-99
REC�-SURV-3003	Prepare a Sketch Kit	3-100
REC�-SURV-3004	Conduct Sketching during Combat Operations	3-101
REC�-WPNS-3001	Maintain a Personal Sniper Marksmanship Data Book	3-102
REC�-WPNS-3002	Perform sniper observer duties	3-103
REC�-WPNS-3003	Determine Cold Bore impact with a sniper weapon	3-104
REC�-WPNS-3004	Qualify with the Anti-Personnel Sniper Weapon System at Known Distances	3-106
REC�-WPNS-3005	Qualify with the Anti-Materiel Sniper Weapon System at Known Distances	3-107
REC�-WPNS-3006	Engage targets using Reticle holds with a sniper weapon	3-109
REC�-WPNS-3007	Qualify with the Anti-Personnel Sniper Weapon System at Unknown Distances	3-110
REC�-WPNS-3008	Qualify with the Anti-Materiel Sniper Weapon System at Unknown Distances	3-112
REC�-WPNS-3009	Engage stationary targets at unknown distances with a sniper weapon	3-114
REC�-WPNS-3010	Engage Limited Exposure Targets at Known Distances with a sniper weapon	3-115
REC�-WPNS-3011	Engage limited exposure targets at unknown distances with a sniper weapon	3-117
REC�-WPNS-3012	Engage Multiple Targets at Known Distances with a sniper weapon	3-118
REC�-WPNS-3013	Engage multiple targets at unknown distances with a sniper weapon	3-120
REC�-WPNS-3014	Engage moving targets at unknown distances with a sniper weapon	3-121
REC�-WPNS-3015	Engage targets using a night vision device with a sniper weapon	3-123
REC�-WPNS-3016	Engage targets using artificial illumination with a sniper weapon system	3-125
REC�-WPNS-3017	Construct field expedient sniper weapon systems firing supports	3-126
REC�-WPNS-3018	Engage target(s) utilizing unconventional shooting positions with the sniper weapon system	3-128
REC�-WPNS-3019	Engage targets through loop holes with a sniper weapon	3-129
REC�-WPNS-3020	Engage targets at an angle with a sniper weapon system	3-131
REC�-WPNS-3021	Perform suppressed target engagement with a sniper weapon	3-132
REC�-WPNS-3022	Engage target(s) with the sniper weapon system while wearing a field protective mask	3-134
REC�-WPNS-3023	Engage target(s) from a vehicle with a sniper weapon	3-135
REC�-WPNS-3024	Engage targets on command with a sniper weapon	3-137
REC�-WPNS-3025	Engage select target(s) with a sniper weapon	3-138

RECN-WPNS-3026		Engage target(s) in close proximity to non-threats and/or friendly forces with a sniper weapon	3-139
RECN-WPNS-3027		Engage target(s) from an aerial platform with a sniper weapon	3-141
RECN-WPNS-3028		Engage target(s) using the semi-automatic sniper weapon system	3-143

3004. 3000-LEVEL EVENTS

RECN-AMPH-3001: Perform Combat Swimmer Buddy Duties

SUPPORTED MET(S): None

EVALUATION-CODED: NO

SUSTAINMENT INTERVAL: 6 months

DESCRIPTION: Every Ground Reconnaissance Marine is designated as a Combat Swimmer. Combat swimmers must attain and maintain a high state of mental and physical alertness and readiness for the safe and successful execution of waterborne operations.

CONDITION: Given a mission, commander's intent, assignment as a combat swimmer pair within a recon team, required equipment, and while wearing a fighting load.

STANDARD: By maintaining contact with your swim buddy at all times and reacting appropriately to the situation.

EVENT COMPONENTS:

1. Launch from platform.
2. Swim to outside surf zone.
3. Observe landing area for enemy presence.
4. Remove swimmer equipment and prepare operational gear, remaining in water.
5. Move through surf zone undetected.
6. Exit water, cross beach, and enter hinterland.
7. Conduct reconnaissance of immediate area for enemy presence and danger areas.
8. Confirm location on beach.
9. Remove tracks from waterline to hinterland.
10. Cache equipment, as required.
11. Upon completion of mission, enter extract beach undetected.
12. Observe beach for enemy activity.
13. Move to waterline, removing tracks/trails.
14. Establish security while buddy dons fins.
15. Don fins while buddy maintains security.
16. Move into surf zone, staying below cresting waves.
17. Swim out surf zone to extract point.

PREREQUISITE EVENTS:

RECN-AMPH-1010 RECN-COND-1001 RECN-COND-1002
RECN-COND-1004

RELATED EVENTS: RECN-AMPH-2405

REFERENCES:

1. MCIP 3-02.01 Marine Corps Water Survival
 2. MCO 1500.52D Marine Corps Water Survival Training Program (MCWSTP)
 3. MCRP 3-11.3A Special Forces Waterborne Operations (TC 31-25)
 4. MCWP 2-25 Ground Reconnaissance Operations
-

RECN-AMPH-3002: Conduct Scout Swimmer Duties

SUPPORTED MET(S): None

EVALUATION-CODED: NO

SUSTAINMENT INTERVAL: 6 months

DESCRIPTION: The term Scout Swimmers refers to an element of surface swimmers or divers assigned a reconnaissance or security mission in advance of a boat landing or other swimmers. Scout swimmers secure the beach landing site (BLS) and reconnoiter it to ensure that it can accommodate the entire patrol. Additionally, they are tasked to reconnoiter suitable assembly areas, cache sites, and a position from which to signal the remainder of the patrol into the BLS.

CONDITION: Given a mission, commander's intent, assignment as a scout swimmer element within a recon team, required equipment, and while wearing a fighting load.

STANDARD: By maintaining contact with your swim buddy while gaining access to the environment, persisting within the operational area, maintaining security, reacting appropriately to the enemy situation, and accomplishing the assigned mission.

EVENT COMPONENTS:

1. Launch from platform.
2. Swim to outside surf zone.
3. Observe landing area for enemy presence.
4. Remove swimmer equipment and prepare operational gear, remaining in water.
5. Move through surf zone undetected.
6. Exit water, cross beach, and enter hinterland.
7. Conduct reconnaissance of immediate area for enemy presence and danger areas.
8. Confirm location on beach.
9. Determine cache site and assembly area as required.
10. Maintain security and signal other team members to swim in or boat to land.
11. Remove tracks from waterline to hinterland.
12. Cache boat or equipment.
13. Upon completion of mission, enter extract beach undetected.
14. Observe beach for enemy activity.
15. Move to waterline, removing tracks/trails.
16. Establish security while buddy dons fins.
17. Don fins while buddy maintains security.
18. Move into surf zone, staying below cresting waves.
19. Swim out of surf zone to extract point.

PREREQUISITE EVENTS:

REC-AMPH-1010 REC-COND-1001 REC-COND-1002
REC-COND-1004

RELATED EVENTS: REC-AMPH-2405

REFERENCES:

1. MCIP 3-02.01 Marine Corps Water Survival
2. MCO 1500.52D Marine Corps Water Survival Training Program (MCWSTP)
3. MCRP 3-11.3A Special Forces Waterborne Operations (TC 31-25)
4. MCWP 2-25 Ground Reconnaissance Operations

SUPPORT REQUIREMENTS:

RANGE/TRAINING AREA: Facility Code 17411 Maneuver/Training Area,
Amphibious Forces

MATERIAL: Small Craft-SL3 Complete, Waterproofing Materials, Tactical
Radio, fins

MISCELLANEOUS:

ADMINISTRATIVE INSTRUCTIONS: 1. Safety swimmers must be present. 2.
Ensure all safety precautions are adhered to when performing this task. 3.
Swimmers must have day/night signaling device. 4. Swimmers conducting
night swims will be marked with appropriate illumination. 5. This type of
training is classified as high risk training, refer to OPNAVINST 1500.75.
6. For surf safety considerations, refer to COMNAVSURFPAC/COMNAVSURFLANT
INSTRUCTION 3840.1B.

REC-COLL-3001: Conduct airfield surfaces assessment

SUPPORTED MET(S): None

EVALUATION-CODED: NO **SUSTAINMENT INTERVAL:** 6 months

DESCRIPTION: Surface defects can usually be attributed to excessive loads,
inferior surfacing material, poor sub-grade or base conditions, inadequate
drainage, or a combination of these conditions. Surface inspections should
include a complete inventory of the current pavement defects. Careful
investigation of the causes of the defects will allow for timely maintenance
to prevent the pavement defects from requiring repair.

CONDITION: Given a mission, commander's intent, assignment as an OP Team or
Leaders Recon element within a recon team, required equipment, and while
wearing a fighting load.

STANDARD: By identifying and reporting defects to airfield surfaces that
would make the airfield incapable of launching and recovering aircraft.

EVENT COMPONENTS:

1. Proceed to assigned objective.

2. Conduct observation on airfield.
3. Reconnoiter damaged airfield surface, as required.
4. Determine the type and extent of airfield surface damage.
5. Produce appropriate reports.
6. Submit appropriate reports.

PREREQUISITE EVENTS:

RECN-COLL-2001	RECN-COLL-2014	RECN-INTL-1001
RECN-INTL-1002	RECN-INTL-1004	RECN-INTL-2002
RECN-PHOT-3001	RECN-PHOT-3002	RECN-PHOT-3004
RECN-SURV-3001		

REFERENCES:

1. FM 5-430-00-1 Planning and Design of roads, airfields, and heliports in the theater of operations- Road Design
2. FM 5-430-00-2 Planning and design of roads, airfields, and heliports in the theater of operations--Airfield and Heliport design
3. FM 5-430-00-2 Planning and Design of Roads, Airfields, and Heliports; VOL II
4. MCRP 2-25A Reconnaissance Reports Guide
5. MCRP 3-17B Engineer Forms and Reports
6. MCWP 2-25 Ground Reconnaissance Operations
7. MCWP 3.21.1 Aviation Ground Support

SUPPORT REQUIREMENTS:

RANGE/TRAINING AREA: Facility Code 17918 Road/Airfield Construction Training Site

RECN-COLL-3002: Conduct Airfield Facilities and Structures Assessment

SUPPORTED MET(S): None

EVALUATION-CODED: NO

SUSTAINMENT INTERVAL: 6 months

CONDITION: Given a mission, commander's intent, assignment as an OP Team or Leaders Recon element within a recon team, required equipment, and while wearing a fighting load.

STANDARD: By identifying and reporting damage to airfield facilities and structures that would make the airfield incapable of launching and recovering aircraft.

EVENT COMPONENTS:

1. Proceed to assigned objective.
2. Conduct observation on airfield.
3. Reconnoiter damaged airfield facilities and structures, as required.
4. Determine the type and extent of airfield damage.
5. Produce appropriate reports.
6. Submit appropriate reports.

PREREQUISITE EVENTS:

RECN-COLL-2006	RECN-COLL-2014	RECN-INTL-1001
RECN-INTL-1002	RECN-INTL-1004	RECN-INTL-2002
RECN-PHOT-3001	RECN-PHOT-3002	RECN-PHOT-3004
RECN-SURV-3001		

RELATED EVENTS:

RECN-COLL-2406	RECN-COLL-2414	RECN-INTL-2401
RECN-INTL-2402	RECN-INTL-2404	RECN-INTL-2405
RECN-INTL-2406	RECN-INTL-2407	

REFERENCES:

1. FM 5-430-00-1 Planning and Design of roads, airfields, and heliports in the theater of operations- Road Design
2. FM 5-430-00-2 Planning and design of roads, airfields, and heliports in the theater of operations--Airfield and Heliport design
3. MCRP 2-25A Reconnaissance Reports Guide
4. MCRP 3-17B Engineer Forms and Reports
5. MCWP 2-25 Ground Reconnaissance Operations

SUPPORT REQUIREMENTS:

RANGE/TRAINING AREA: Facility Code 17918 Road/Airfield Construction
Training Site

RECN-COLL-3003: Conduct Bridge Assessment

SUPPORTED MET(S): None

EVALUATION-CODED: NO **SUSTAINMENT INTERVAL:** 6 months

DESCRIPTION: To identify wet or dry areas to be used to cross. Evaluate gaps, fords, and ferry sites. Identify obstacles, suitable bypasses, and record any other relevant information on the appropriate reconnaissance reports per the references. All information will be transferred to a map overlay using correct tactical symbols.

CONDITION: Given a mission, commander's intent, assignment as an OP Team or Leaders Recon element within a recon team, required equipment, and while wearing a fighting load.

STANDARD: By identifying and reporting damage, obstacles, suitable bypasses, and other relevant engineer information.

EVENT COMPONENTS:

1. Proceed to assigned objective.
2. Conduct observation on bridge.
3. Reconnoiter bridge, as required.
4. Determine the type and extent of bridge damage.
5. Determine the bridge classification, as required.
6. Identify suitable bypasses.
7. Produce appropriate reports.

8. Submit appropriate reports.

PREREQUISITE EVENTS:

RECN-COLL-2003	RECN-COLL-2014	RECN-INTL-1001
RECN-INTL-1002	RECN-INTL-1004	RECN-INTL-2002
RECN-PHOT-3001	RECN-PHOT-3002	RECN-PHOT-3004
RECN-SURV-3001		

RELATED EVENTS:

RECN-COLL-2403	RECN-COLL-2414	RECN-INTL-2401
RECN-INTL-2402	RECN-INTL-2404	RECN-INTL-2405
RECN-INTL-2406	RECN-INTL-2407	

REFERENCES:

1. 5-446 Military Non-Standard Fixed Bridge
2. FM 5-102 Countermobility
3. FM 5-170 Engineer Reconnaissance
4. GTA 5-2-5 Engineer Reconnaissance
5. GTA 5-7-13 Bridge Classification Booklet
6. JP 3-34 Engineer Doctrine for Joint Operations
7. MCRP 2-25A Reconnaissance Reports Guide
8. MCRP 3-17A Engineer Field Data (FM 5-34)
9. MCRP 3-17B Engineer Forms and Reports
10. MCWP 2-25 Ground Reconnaissance Operations
11. MCWP 3-1 Ground Combat Operations
12. MCWP 3-17 Engineer Operations
13. MCWP 3-17.3 MAGTF Breaching Operations

SUPPORT REQUIREMENTS:

RANGE/TRAINING AREA:

Facility Code 17410 Maneuver/Training Area, Light Forces
Facility Code 17920 Panel Bridge Area

RECN-COLL-3004: Conduct Bunker Assessment

SUPPORTED MET(S): None

EVALUATION-CODED: NO

SUSTAINMENT INTERVAL: 6 months

DESCRIPTION: Bunkers were formerly called hardened facilities. It can be very difficult to provide an accurate assessment on a bunker unless you are able to conduct a physical inspection.

CONDITION: Given a mission, commander's intent, assignment as an OP Team or Leaders Recon element within a recon team, required equipment, and while wearing a fighting load.

STANDARD: By identifying and reporting damage to the structure that would make it incapable to house equipment or function as it was intended.

EVENT COMPONENTS:

1. Proceed to assigned objective.
2. Conduct observation on the bunker.
3. Reconnoiter the bunker, as required.
4. Determine the type and extent of damage.
5. Produce appropriate reports.
6. Submit appropriate reports.

PREREQUISITE EVENTS:

RECNCOLL-2006	RECNCOLL-2014	RECNCOLL-2014
RECNCOLL-2006	RECNCOLL-2014	RECNCOLL-2014
RECNCOLL-2006	RECNCOLL-2014	RECNCOLL-2014
RECNCOLL-2006	RECNCOLL-2014	RECNCOLL-2014

RELATED EVENTS:

RECNCOLL-2406	RECNCOLL-2414	RECNCOLL-2414
RECNCOLL-2406	RECNCOLL-2414	RECNCOLL-2414
RECNCOLL-2406	RECNCOLL-2414	RECNCOLL-2414

REFERENCES:

1. FM 5-170 Engineer Reconnaissance
2. GTA 5-2-5 Engineer Reconnaissance
3. JP 3-34 Engineer Doctrine for Joint Operations
4. MCRP 2-25A Reconnaissance Reports Guide
5. MCRP 3-17A Engineer Field Data (FM 5-34)
6. MCRP 3-17B Engineer Forms and Reports
7. MCWP 2-25 Ground Reconnaissance Operations
8. MCWP 3-1 Ground Combat Operations
9. MCWP 3-17 Engineer Operations
10. MCWP 3-17.3 MAGTF Breaching Operations
11. MCWP 3-17.4 Engineer Reconnaissance

SUPPORT REQUIREMENTS:

RANGE/TRAINING AREA: Facility Code 17410 Maneuver/Training Area, Light Forces

RECNCOLL-3005: Conduct Dams/Locks Assessment

SUPPORTED MET(S): None

EVALUATION-CODED: NO **SUSTAINMENT INTERVAL:** 6 months

DESCRIPTION: Dams and locks have one function; to contain water on the upstream side.

CONDITION: Given a mission, commander's intent, assignment as an OP Team or Leaders Recon element within a recon team, required equipment, and while wearing a fighting load.

STANDARD: By identifying and reporting damage to the structure that would make it incapable to function as it was intended.

EVENT COMPONENTS:

1. Proceed to assigned objective.
2. Conduct observation on the dam/lock.
3. Reconnoiter the dam/lock, as required.
4. Determine the type and extent of damage.
5. Produce appropriate reports.
6. Submit appropriate reports.

PREREQUISITE EVENTS:

RECNCOLL-2014	RECNCINTL-1001	RECNCINTL-1002
RECNCINTL-1004	RECNCINTL-2002	RECNCPHOT-3001
RECNCPHOT-3002	RECNCPHOT-3004	RECNCSTURV-3001

RELATED EVENTS:

RECNCOLL-2414	RECNCINTL-2401	RECNCINTL-2402
RECNCINTL-2404	RECNCINTL-2405	RECNCINTL-2406
RECNCINTL-2407		

REFERENCES:

1. FM 5-170 Engineer Reconnaissance
2. GTA 5-2-5 Engineer Reconnaissance
3. JP 3-34 Engineer Doctrine for Joint Operations
4. MCRP 2-25A Reconnaissance Reports Guide
5. MCRP 3-17A Engineer Field Data (FM 5-34)
6. MCRP 3-17B Engineer Forms and Reports
7. MCWP 2-25 Ground Reconnaissance Operations
8. MCWP 3-1 Ground Combat Operations
9. MCWP 3-17 Engineer Operations
10. MCWP 3-17.3 MAGTF Breaching Operations
11. MCWP 3-17.4 Engineer Reconnaissance

SUPPORT REQUIREMENTS:

RANGE/TRAINING AREA: Facility Code 17410 Maneuver/Training Area, Light Forces

RECNCOLL-3006: Conduct Distillation Tower Assessment

SUPPORTED MET(S): None

EVALUATION-CODED: NO **SUSTAINMENT INTERVAL:** 1 month

DESCRIPTION: Distillation towers include the tower itself and all associated equipment.

CONDITION: Given a mission, commander's intent, assignment as an OP Team or Leaders Recon element within a recon team, required equipment, and while wearing a fighting load.

STANDARD: By identifying and reporting damage to the structure that would make it incapable to function as it was intended.

EVENT COMPONENTS:

1. Proceed to assigned objective.
2. Conduct observation on the distillation tower and its associated equipment.
3. Reconnoiter the distillation tower and its associated equipment, as required.
4. Determine the type and extent of damage.
5. Produce appropriate reports.
6. Submit appropriate reports.

PREREQUISITE EVENTS:

RECN-COLL-2014	RECN-INTL-1001	RECN-INTL-1002
RECN-INTL-1004	RECN-INTL-2002	RECN-MED-3004
RECN-SURV-3001		

RELATED EVENTS:

RECN-COLL-2414	RECN-INTL-2401	RECN-INTL-2402
RECN-INTL-2404	RECN-INTL-2405	RECN-INTL-2406
RECN-INTL-2407		

REFERENCES:

1. FM 5-170 Engineer Reconnaissance
2. GTA 5-2-5 Engineer Reconnaissance
3. JP 3-34 Engineer Doctrine for Joint Operations
4. MCRP 2-25A Reconnaissance Reports Guide
5. MCRP 3-17A Engineer Field Data (FM 5-34)
6. MCRP 3-17B Engineer Forms and Reports
7. MCWP 2-25 Ground Reconnaissance Operations
8. MCWP 3-1 Ground Combat Operations
9. MCWP 3-17 Engineer Operations
10. MCWP 3-17.3 MAGTF Breaching Operations
11. MCWP 3-17.4 Engineer Reconnaissance

SUPPORT REQUIREMENTS:

RANGE/TRAINING AREA: Facility Code 17410 Maneuver/Training Area, Light Forces

RECN-COLL-3007: Conduct Ford/Ferry Assessment

SUPPORTED MET(S): None

EVALUATION-CODED: YES **SUSTAINMENT INTERVAL:** 6 months

DESCRIPTION: To identify areas to be used to cross an obstacle. Evaluate ferry sites and fords to identify obstacles, suitable bypasses, and record any other relevant information on the appropriate reconnaissance reports per the references. All information will be transferred to a map overlay using correct tactical symbols.

CONDITION: Given a mission, commander's intent, assignment as an OP Team or Leaders Recon element within a recon team, required equipment, and while

wearing a fighting load.

STANDARD: By ensuring that the crossing is supportable and consistent with the commander's intent.

EVENT COMPONENTS:

1. Coordinate with supported unit.
2. Review the map of the route to be taken.
3. Proceed to assigned objective.
4. Conduct observation on ford/ ferry site.
5. Reconnoiter the fording site/ ferrying site, as required.
6. Determine alternate ford/ ferry sites, as required.
7. Identify suitable bypasses.
8. Produce appropriate reports.
9. Submit appropriate reports.

PREREQUISITE EVENTS:

RECN-COLL-2005	RECN-COLL-2009	RECN-COLL-2014
RECN-INTL-1001	RECN-INTL-1002	RECN-INTL-1004
RECN-INTL-2002	RECN-PHOT-3001	RECN-PHOT-3002
RECN-PHOT-3004	RECN-SURV-3001	

RELATED EVENTS:

RECN-COLL-2405	RECN-COLL-2409	RECN-COLL-2414
RECN-INTL-2401	RECN-INTL-2402	RECN-INTL-2407

REFERENCES:

1. 5-446 Military Non-Standard Fixed Bridge
2. FM 5-102 Countermobility
3. FM 5-170 Engineer Reconnaissance
4. GTA 5-2-5 Engineer Reconnaissance
5. GTA 5-7-13 Bridge Classification Booklet
6. JP 3-34 Engineer Doctrine for Joint Operations
7. MCRP 2-25A Reconnaissance Reports Guide
8. MCRP 3-17A Engineer Field Data (FM 5-34)
9. MCRP 3-17B Engineer Forms and Reports
10. MCWP 2-25 Ground Reconnaissance Operations
11. MCWP 3-1 Ground Combat Operations
12. MCWP 3-17 Engineer Operations
13. MCWP 3-17.1 River-Crossing Operations
14. MCWP 3-17.4 Engineer Reconnaissance

SUPPORT REQUIREMENTS:

RANGE/TRAINING AREA:

Facility Code 17410 Maneuver/Training Area, Light Forces
Facility Code 17920 Panel Bridge Area

RECN-COLL-3008: Conduct Gap Assessment

SUPPORTED MET(S): None

EVALUATION-CODED: YES

SUSTAINMENT INTERVAL: 6 months

DESCRIPTION: To identify areas to be used to cross an obstacle. Evaluate gaps, ferry sites, and fords to identify obstacles, suitable bypasses, and record any other relevant information on the appropriate reconnaissance reports per the references. All information will be transferred to a map overlay using correct tactical symbols.

CONDITION: Given a mission, commander's intent, assignment as an OP Team or Leaders Recon element within a recon team, required equipment, and while wearing a fighting load.

STANDARD: By ensuring that the crossing is supportable and consistent with the commander's intent.

EVENT COMPONENTS:

1. Coordinate with supported unit.
2. Review the map of the route to be taken.
3. Proceed to assigned objective.
4. Conduct observation on the gap.
5. Reconnoiter the gap, as required.
6. Determine wet gap fording/bridging/ferrying sites as required.
7. Identify suitable bypasses.
8. Produce appropriate reports.
9. Submit appropriate reports.

PREREQUISITE EVENTS:

REC-N-COLL-2014	REC-N-INTL-1001	REC-N-INTL-1002
REC-N-INTL-1004	REC-N-INTL-2002	REC-N-PHOT-3001
REC-N-PHOT-3002	REC-N-PHOT-3004	REC-N-SURV-3001

RELATED EVENTS:

REC-N-COLL-2414	REC-N-INTL-2401	REC-N-INTL-2402
REC-N-INTL-2404	REC-N-INTL-2405	REC-N-INTL-2406
REC-N-INTL-2407		

REFERENCES:

1. 5-446 Military Non-Standard Fixed Bridge
2. FM 5-102 Countermobility
3. FM 5-170 Engineer Reconnaissance
4. GTA 5-2-5 Engineer Reconnaissance
5. GTA 5-7-13 Bridge Classification Booklet
6. JP 3-34 Engineer Doctrine for Joint Operations
7. MCRP 2-25A Reconnaissance Reports Guide
8. MCRP 3-17A Engineer Field Data (FM 5-34)
9. MCRP 3-17B Engineer Forms and Reports
10. MCWP 2-25 Ground Reconnaissance Operations
11. MCWP 3-1 Ground Combat Operations
12. MCWP 3-17 Engineer Operations
13. MCWP 3-17.1 River-Crossing Operations
14. MCWP 3-17.3 MAGTF Breaching Operations
15. MCWP 3-17.4 Engineer Reconnaissance

SUPPORT REQUIREMENTS:

RANGE/TRAINING AREA:

Facility Code 17410 Maneuver/Training Area, Light Forces
Facility Code 17920 Panel Bridge Area

RECN-COLL-3009: Conduct Military Equipment Assessment

SUPPORTED MET(S): None

EVALUATION-CODED: NO

SUSTAINMENT INTERVAL: 6 months

DESCRIPTION: This task applies to equipment whether it is deployed or in depot. Military equipment includes, but is not limited to: aircraft, armored vehicles, artillery, fire-control components, locomotives, missiles, radar antennas, rockets, ships, and trucks.

CONDITION: Given a mission, commander's intent, assignment as an OP Team or Leaders Recon element within a recon team, required equipment, and while wearing a fighting load.

STANDARD: By identifying and reporting damage to the equipment that would make it incapable to function as it was intended.

EVENT COMPONENTS:

1. Proceed to assigned objective.
2. Conduct observation on the military equipment.
3. Reconnoiter the military equipment, as required.
4. Determine the type and extent of damage.
5. Produce appropriate reports.
6. Submit appropriate reports.

PREREQUISITE EVENTS:

RECN-COLL-2014	RECN-COLL-2017	RECN-COLL-2020
RECN-COLL-2024	RECN-INTL-1001	RECN-INTL-1002
RECN-INTL-1004	RECN-INTL-1005	RECN-INTL-2002
RECN-PHOT-3001	RECN-PHOT-3002	RECN-PHOT-3004
RECN-SURV-3001		

RELATED EVENTS:

RECN-COLL-2414	RECN-COLL-2417	RECN-COLL-2420
RECN-COLL-2424	RECN-INTL-2401	RECN-INTL-2402
RECN-INTL-2404	RECN-INTL-2405	RECN-INTL-2406
RECN-INTL-2407		

REFERENCES:

1. JANE'S Jane's Land Based Air Defense; Worlds Weapons Handbook
2. JANE'S GUNS Jane's Guns Recognition Guide
3. MCWP 2-25 Ground Reconnaissance Operations

SUPPORT REQUIREMENTS:

RANGE/TRAINING AREA: Facility Code 17410 Maneuver/Training Area, Light Forces

REC-N-COLL-3010: Conduct Obstacle Assessment

SUPPORTED MET(S): None

EVALUATION-CODED: NO

SUSTAINMENT INTERVAL: 6 months

DESCRIPTION: To identify obstacles, identify suitable bypasses, and record any other relevant information on the appropriate reconnaissance reports per the references. All information will be transferred to a map overlay using correct tactical symbols.

CONDITION: Given a mission, commander's intent, assignment as an OP Team or Leader's Recon element within a recon team, required equipment, and while wearing a fighting load.

STANDARD: By ensuring that all obstacles and suitable bypasses are identified and reported in accordance with the commander's intent.

EVENT COMPONENTS:

1. Coordinate with supported unit.
2. Review the map of the route to be taken.
3. Proceed to assigned objective.
4. Conduct observation on the obstacle(s).
5. Reconnoiter the obstacle(s), as required.
6. Locate and mark the object(s), as required.
7. Identify the object(s).
8. Identify suitable bypasses.
9. Produce appropriate reports.
10. Transfer all collected information to a map using correct tactical symbols.
11. Submit appropriate reports and map(s).

PREREQUISITE EVENTS:

REC-N-COLL-2014	REC-N-INTL-1001	REC-N-INTL-1002
REC-N-INTL-1004	REC-N-INTL-2402	REC-N-PHOT-3002
REC-N-PHOT-3004	REC-N-SURV-3001	

RELATED EVENTS:

REC-N-COLL-2414	REC-N-INTL-2401	REC-N-INTL-2402
REC-N-INTL-2404	REC-N-INTL-2405	REC-N-INTL-2406
REC-N-INTL-2407		

REFERENCES:

1. 5-446 Military Non-Standard Fixed Bridge
2. FM 5-102 Countermobility
3. FM 5-170 Engineer Reconnaissance
4. GTA 5-2-5 Engineer Reconnaissance
5. GTA 5-7-13 Bridge Classification Booklet
6. JP 3-34 Engineer Doctrine for Joint Operations

7. MCRP 2-25A Reconnaissance Reports Guide
8. MCRP 3-17A Engineer Field Data (FM 5-34)
9. MCRP 3-17B Engineer Forms and Reports
10. MCWP 2-25 Ground Reconnaissance Operations
11. MCWP 3-1 Ground Combat Operations
12. MCWP 3-17 Engineer Operations
13. MCWP 3-17.1 River-Crossing Operations
14. MCWP 3-17.3 MAGTF Breaching Operations
15. MCWP 3-17.4 Engineer Reconnaissance

SUPPORT REQUIREMENTS:

RANGE/TRAINING AREA:

Facility Code 17410 Maneuver/Training Area, Light Forces
Facility Code 17920 Panel Bridge Area

RECN-COLL-3011: Conduct Power Plant Turbine and Generator Assessment

SUPPORTED MET(S): None

EVALUATION-CODED: NO

SUSTAINMENT INTERVAL: 6 months

DESCRIPTION: Power plant turbines and generators may be housed in separate structures or together in a single structure called a generator hall. Physical damage to the turbine or generator units can be difficult to identify if the generator hall is relatively intact. Damage estimates are based upon the location of and physical damage present. The extent and location of structural damage, as opposed to roof-panel damage, is another indicator of unit damage; the greater the wall damage and structural collapse, the greater the likelihood that the unit(s) is damaged or destroyed under the rubble.

CONDITION: Given a mission, commander's intent, assignment as an OP Team or Leaders Recon element within a recon team, required equipment, and while wearing a fighting load.

STANDARD: By identifying and reporting damage to the structure and equipment that would make it incapable to function as it was intended.

EVENT COMPONENTS:

1. Proceed to assigned objective.
2. Conduct observation on the power plant turbines and generators.
3. Reconnoiter the power plant turbines and generators, as required.
4. Determine the type and extent of damage.
5. Produce appropriate reports.
6. Submit appropriate reports.

PREREQUISITE EVENTS:

RECN-COLL-2014	RECN-INTL-1001	RECN-INTL-1002
RECN-INTL-1004	RECN-INTL-2002	RECN-PHOT-3001
RECN-PHOT-3002	RECN-PHOT-3004	RECN-SURV-3001

RELATED EVENTS:

RECNCOLL-2414	RECNCINTL-2401	RECNCINTL-2402
RECNCINTL-2404	RECNCINTL-2405	RECNCINTL-2406
RECNCINTL-2407		

REFERENCES:

1. FM 5-170 Engineer Reconnaissance
2. GTA 5-2-5 Engineer Reconnaissance
3. JP 3-34 Engineer Doctrine for Joint Operations
4. MCRP 2-25A Reconnaissance Reports Guide
5. MCRP 3-17A Engineer Field Data (FM 5-34)
6. MCRP 3-17B Engineer Forms and Reports
7. MCWP 2-25 Ground Reconnaissance Operations
8. MCWP 3-1 Ground Combat Operations
9. MCWP 3-17 Engineer Operations
10. MCWP 3-17.4 Engineer Reconnaissance

SUPPORT REQUIREMENTS:

RANGE/TRAINING AREA: Facility Code 17410 Maneuver/Training Area, Light Forces

RECNCOLL-3012: Conduct Rail Line and Rail Yard Assessment

SUPPORTED MET(S): None

EVALUATION-CODED: NO

SUSTAINMENT INTERVAL: 6 months

DESCRIPTION: Recuperation time for destroyed rail yards may be short in duration, because new rails, repair equipment, and repair personnel might already be onsite or readily available.

CONDITION: Given a mission, commander's intent, assignment as an OP Team or Leaders Recon element within a recon team, required equipment, and while wearing a fighting load.

STANDARD: By identifying and reporting damage to the structure and equipment that would make it incapable to function as it was intended.

EVENT COMPONENTS:

1. Proceed to assigned objective.
2. Conduct observation on the rail line(s) and rail yard.
3. Reconnoiter the rail line(s) and rail yard, as required.
4. Determine the type and extent of damage.
5. Produce appropriate reports.
6. Submit appropriate reports.

PREREQUISITE EVENTS:

RECNCOLL-2006	RECNCOLL-2014	RECNCOLL-2015
RECNCINTL-1001	RECNCINTL-1002	RECNCINTL-1004
RECNCINTL-2002	RECNCPHOT-3001	RECNCPHOT-3002
RECNCPHOT-3004	RECNCURV-3001	

RELATED EVENTS:

RECN-COLL-2406	RECN-COLL-2414	RECN-COLL-2415
RECN-INTL-2401	RECN-INTL-2402	RECN-INTL-2405
RECN-INTL-2406	RECN-INTL-2407	

REFERENCES:

1. FM 5-170 Engineer Reconnaissance
2. GTA 5-2-5 Engineer Reconnaissance
3. JP 3-34 Engineer Doctrine for Joint Operations
4. MCRP 2-25A Reconnaissance Reports Guide
5. MCRP 3-17A Engineer Field Data (FM 5-34)
6. MCRP 3-17B Engineer Forms and Reports
7. MCWP 2-25 Ground Reconnaissance Operations
8. MCWP 3-1 Ground Combat Operations
9. MCWP 3-17 Engineer Operations
10. MCWP 3-17.4 Engineer Reconnaissance

SUPPORT REQUIREMENTS:

RANGE/TRAINING AREA: Facility Code 17410 Maneuver/Training Area, Light Forces

RECN-COLL-3013: Conduct Road/Route Assessment

SUPPORTED MET(S): None

EVALUATION-CODED: NO

SUSTAINMENT INTERVAL: 6 months

DESCRIPTION: To classify roads, routes; identify obstacles; identify suitable bypasses; and record any other relevant engineer information on the appropriate reconnaissance reports per the references. All information will be transferred to a map overlay using correct tactical symbols.

CONDITION: Given a mission, commander's intent, assignment as an OP Team or Leaders Recon element within a recon team, required equipment, and while wearing a fighting load.

STANDARD: By identifying and reporting obstacles and suitable bypasses along a road or route in accordance with the commander's intent.

EVENT COMPONENTS:

1. Coordinate with supported unit.
2. Review the map of the route to be taken.
3. Proceed to assigned objective.
4. Conduct observation of the road(s) or route(s).
5. Reconnoiter road(s) or route(s), as required.
6. Classify road(s), as required.
7. Classify route(s), as required
8. Identify suitable bypasses.
9. Produce appropriate reports.
10. Submit required reports.

PREREQUISITE EVENTS:

RECN-COLL-2003	RECN-COLL-2005	RECN-COLL-2009
RECN-COLL-2014	RECN-COLL-2015	RECN-COLL-2016
RECN-COLL-2022	RECN-INTL-1001	RECN-INTL-1002
RECN-INTL-1004	RECN-INTL-2002	RECN-PHOT-3001
RECN-PHOT-3002	RECN-PHOT-3004	RECN-SURV-3001

RELATED EVENTS:

RECN-COLL-2403	RECN-COLL-2404	RECN-COLL-2409
RECN-COLL-2414	RECN-COLL-2415	RECN-COLL-2416
RECN-COLL-2422	RECN-INTL-2401	RECN-INTL-2402
RECN-INTL-2404	RECN-INTL-2405	RECN-INTL-2406
RECN-INTL-2407		

REFERENCES:

1. FM 5-102 Countermobility
2. FM 5-170 Engineer Reconnaissance
3. GTA 5-2-5 Engineer Reconnaissance
4. JP 3-34 Engineer Doctrine for Joint Operations
5. MCRP 2-25A Reconnaissance Reports Guide
6. MCRP 3-17A Engineer Field Data (FM 5-34)
7. MCRP 3-17B Engineer Forms and Reports
8. MCWP 2-25 Ground Reconnaissance Operations
9. MCWP 3-1 Ground Combat Operations
10. MCWP 3-17 Engineer Operations
11. MCWP 3-17.4 Engineer Reconnaissance

SUPPORT REQUIREMENTS:

RANGE/TRAINING AREA: Facility Code 17410 Maneuver/Training Area, Light Forces

RECN-COLL-3014: Conduct Satellite Dish Assessment

SUPPORTED MET(S): None

EVALUATION-CODED: NO **SUSTAINMENT INTERVAL:** 6 months

DESCRIPTION: Before assessing damage to a satellite dish, the patrol must know the dish type (fixed or tracking).

CONDITION: Given a mission, commander's intent, assignment as an OP Team or Leaders Recon element within a recon team, required equipment, and while wearing a fighting load.

STANDARD: By identifying and reporting damage to the structure and equipment that would make it incapable to function as it was intended.

EVENT COMPONENTS:

1. Proceed to assigned objective.
2. Conduct observation on the satellite dish.
3. Reconnoiter the satellite dish, as required.

4. Determine the type and extent of damage.
5. Produce appropriate reports.
6. Submit appropriate reports.

PREREQUISITE EVENTS:

RECN-COLL-2014	RECN-COLL-2017	RECN-COLL-2020
RECN-COLL-2024	RECN-INTL-1001	RECN-INTL-1002
RECN-INTL-1004	RECN-INTL-1005	RECN-INTL-2002
RECN-PHOT-3001	RECN-PHOT-3002	RECN-PHOT-3004
RECN-SURV-3001		

RELATED EVENTS:

RECN-COLL-2414	RECN-COLL-2417	RECN-COLL-2420
RECN-COLL-2424	RECN-INTL-2401	RECN-INTL-2402
RECN-INTL-2404	RECN-INTL-2405	RECN-INTL-2406
RECN-INTL-2407		

REFERENCES:

1. MCWP 2-25 Ground Reconnaissance Operations
2. MCWP 3-1 Ground Combat Operations

SUPPORT REQUIREMENTS:

RANGE/TRAINING AREA: Facility Code 17410 Maneuver/Training Area, Light Forces

RECN-COLL-3015: Conduct Ship Assessment

SUPPORTED MET(S): None

EVALUATION-CODED: NO **SUSTAINMENT INTERVAL:** 6 months

DESCRIPTION: The types and locations of damage determine the ships ability to continue operations, as well as its need to return to the shipyard for repairs.

CONDITION: Given a mission, commander's intent, assignment as an OP Team or Leaders Recon element within a recon team, required equipment, and while wearing a fighting load.

STANDARD: By identifying and reporting damage to the structure and equipment that would make it incapable to function as it was intended.

EVENT COMPONENTS:

1. Proceed to assigned objective.
2. Conduct observation on the ship.
3. Reconnoiter the ship, as required.
4. Determine the type and extent of damage.
5. Produce appropriate reports.
6. Submit appropriate reports.

PREREQUISITE EVENTS:

RECN-COLL-2014	RECN-COLL-2017	RECN-COLL-2020
RECN-COLL-2024	RECN-INTL-1001	RECN-INTL-1002
RECN-INTL-1004	RECN-INTL-1005	RECN-INTL-2002
RECN-PHOT-3001	RECN-PHOT-3002	RECN-PHOT-3004
RECN-SURV-3001		

RELATED EVENTS:

RECN-COLL-2414	RECN-COLL-2417	RECN-COLL-2420
RECN-COLL-2424	RECN-INTL-2401	RECN-INTL-2402
RECN-INTL-2404	RECN-INTL-2405	RECN-INTL-2406
RECN-INTL-2407		

REFERENCES:

1. MCWP 2-25 Ground Reconnaissance Operations

SUPPORT REQUIREMENTS:

RANGE/TRAINING AREA: Facility Code 17411 Maneuver/Training Area,
Amphibious Forces

RECN-COLL-3016: Conduct Steel Tower Assessment

SUPPORTED MET(S): None

EVALUATION-CODED: NO

SUSTAINMENT INTERVAL: 6 months

DESCRIPTION: Steel towers transmit electric power and support communications antennas, for example.

CONDITION: Given a mission, commander's intent, assignment as an OP Team or Leaders Recon element within a recon team, required equipment, and while wearing a fighting load.

STANDARD: By identifying and reporting damage to the structure and equipment that would make it incapable to function as it was intended.

EVENT COMPONENTS:

1. Proceed to assigned objective.
2. Conduct observation on the steel tower and associated equipment.
3. Reconnoiter the steel tower and associated equipment, as required.
4. Determine the type and extent of damage.
5. Produce appropriate reports.
6. Submit appropriate reports.

PREREQUISITE EVENTS:

RECN-COLL-2014	RECN-INTL-1001	RECN-INTL-1002
RECN-INTL-1004	RECN-INTL-2002	RECN-PHOT-3001
RECN-PHOT-3002	RECN-PHOT-3004	RECN-SURV-3001

RELATED EVENTS:

RECN-COLL-2419	RECN-INTL-2401	RECN-INTL-2402
----------------	----------------	----------------

RECN-INTL-2404
RECN-INTL-2407

RECN-INTL-2405

RECN-INTL-2406

REFERENCES:

1. MCWP 2-25 Ground Reconnaissance Operations

SUPPORT REQUIREMENTS:

RANGE/TRAINING AREA: Facility Code 17410 Maneuver/Training Area, Light Forces

RECN-COLL-3017: Conduct Storage Tanks for Petroleum, Oil, and Lubricants Assessment

SUPPORTED MET(S): None

EVALUATION-CODED: NO

SUSTAINMENT INTERVAL: 6 months

DESCRIPTION: Although a petroleum, oil, and lubricants (POL) tank may sustain damage, its contents may be retrievable and useable.

CONDITION: Given a mission, commander's intent, assignment as an OP Team or Leaders Recon element within a recon team, required equipment, and while wearing a fighting load.

STANDARD: By identifying and reporting damage to the structure and equipment that would make it incapable to function as it was intended.

EVENT COMPONENTS:

1. Proceed to assigned objective.
2. Conduct observation on the storage tank and associated equipment.
3. Reconnoiter the storage tank and associated equipment, as required.
4. Determine the type and extent of damage.
5. Produce appropriate reports.
6. Submit appropriate reports.

PREREQUISITE EVENTS:

RECN-COLL-2014	RECN-INTL-1001	RECN-INTL-1002
RECN-INTL-1004	RECN-INTL-2002	RECN-MED-3001
RECN-MED-3002	RECN-MED-3004	RECN-SURV-3001

RELATED EVENTS:

RECN-COLL-2414	RECN-INTL-2401	RECN-INTL-2402
RECN-INTL-2404	RECN-INTL-2405	RECN-INTL-2406
RECN-INTL-2407		

REFERENCES:

1. MCWP 2-25 Ground Reconnaissance Operations

SUPPORT REQUIREMENTS:

RANGE/TRAINING AREA: Facility Code 17410 Maneuver/Training Area, Light Forces

RECN-COLL-3018: Conduct Transformer Assessment

SUPPORTED MET(S): None

EVALUATION-CODED: NO

SUSTAINMENT INTERVAL: 6 months

DESCRIPTION: A transformer is a static electrical device that uses mutual electromagnetic induction to convert AC power from one current on one circuit to a different current on another circuit. The patrol must report the extent of external damage, if any, and the expected effects.

CONDITION: Given a mission, commander's intent, assignment as an OP Team or Leaders Recon element within a recon team, required equipment, and while wearing a fighting load.

STANDARD: By identifying and reporting damage to the structure and equipment that would make it incapable to function as it was intended.

EVENT COMPONENTS:

1. Proceed to assigned objective.
2. Conduct observation on the transformer and associated equipment.
3. Reconnoiter the transformer and associated equipment, as required.
4. Determine the type and extent of damage.
5. Produce appropriate reports.
6. Submit appropriate reports.

PREREQUISITE EVENTS:

RECN-COLL-2014	RECN-INTL-1001	RECN-INTL-1002
RECN-INTL-1004	RECN-INTL-2002	RECN-PHOT-3001
RECN-PHOT-3002	RECN-PHOT-3004	RECN-SPIE-3001

RELATED EVENTS:

RECN-COLL-2414	RECN-INTL-2401	RECN-INTL-2402
RECN-INTL-2404	RECN-INTL-2405	RECN-INTL-2406
RECN-INTL-2407		

REFERENCES:

1. MCWP 2-25 Ground Reconnaissance Operations

SUPPORT REQUIREMENTS:

RANGE/TRAINING AREA: Facility Code 17410 Maneuver/Training Area, Light Forces

RECN-COLL-3019: Conduct Tunnel Assessment

SUPPORTED MET(S): None

EVALUATION-CODED: NO

SUSTAINMENT INTERVAL: 6 months

DESCRIPTION: Overhead clearances less than 4.3 meters are classified as obstructions.

CONDITION: Given a mission, commander's intent, assignment as an OP Team or Leaders Recon element within a recon team, required equipment, and while wearing a fighting load.

STANDARD: By evaluating a tunnel to determine all obstacles and identify suitable bypasses in accordance with the commander's intent.

EVENT COMPONENTS:

1. Coordinate with supported unit.
2. Review the map of the route to be taken.
3. Proceed to assigned objective.
4. Conduct observation on the tunnel.
5. Reconnoiter the tunnel, as required.
6. Evaluate the tunnel, as required.
7. Identify suitable bypasses.
8. Produce appropriate reports.
9. Submit appropriate reports.

PREREQUISITE EVENTS:

RECNCOLL-2014	RECNCOLL-2022	RECNCOLL-1001
RECNCOLL-1002	RECNCOLL-1004	RECNCOLL-2002
RECNCOLL-3001	RECNCOLL-3002	RECNCOLL-3004
RECNCOLL-3001		

RELATED EVENTS:

RECNCOLL-2414	RECNCOLL-2422	RECNCOLL-2401
RECNCOLL-2402	RECNCOLL-2404	RECNCOLL-2405
RECNCOLL-2406	RECNCOLL-2407	

REFERENCES:

1. 5-446 Military Non-Standard Fixed Bridge
2. FM 5-102 Countermobility
3. FM 5-170 Engineer Reconnaissance
4. GTA 5-2-5 Engineer Reconnaissance
5. GTA 5-7-13 Bridge Classification Booklet
6. JP 3-34 Engineer Doctrine for Joint Operations
7. MCRP 2-25A Reconnaissance Reports Guide
8. MCRP 3-17A Engineer Field Data (FM 5-34)
9. MCRP 3-17B Engineer Forms and Reports
10. MCWP 2-25 Ground Reconnaissance Operations
11. MCWP 3-1 Ground Combat Operations
12. MCWP 3-17 Engineer Operations
13. MCWP 3-17.4 Engineer Reconnaissance

SUPPORT REQUIREMENTS:

RANGE/TRAINING AREA: Facility Code 17410 Maneuver/Training Area, Light Forces

RECN-COLL-3020: Conduct Tunnel Facility Air Vent Assessment

SUPPORTED MET(S): None

EVALUATION-CODED: NO **SUSTAINMENT INTERVAL:** 6 months

DESCRIPTION: Air vents are vital for some tunnel facilities. They bring in fresh air and remove exhaust fumes and other noxious byproducts. Closing off these vents can sometimes prevent usage of the tunnel or facility altogether. The vents are less critical for facilities used for storage only, but more critical if they contain operating equipment and people.

CONDITION: Given a mission, commander's intent, assignment as an OP Team or Leaders Recon element within a recon team, required equipment, and while wearing a fighting load.

STANDARD: By identifying and reporting damage to the structure and equipment that would make it incapable to function as it was intended.

EVENT COMPONENTS:

1. Proceed to assigned objective.
2. Conduct observation on the tunnel facilities air vents.
3. Reconnoiter the tunnel facilities air vents, as required.
4. Determine the type and extent of damage.
5. Produce appropriate reports.
6. Submit appropriate reports.

PREREQUISITE EVENTS:

RECN-COLL-2014	RECN-INTL-1001	RECN-INTL-1002
RECN-INTL-1004	RECN-INTL-2002	RECN-PHOT-3001
RECN-PHOT-3002	RECN-PHOT-3004	RECN-SURV-3001

RELATED EVENTS:

RECN-COLL-2414	RECN-INTL-2401	RECN-INTL-2402
RECN-INTL-2404	RECN-INTL-2405	RECN-INTL-2406
RECN-INTL-2407		

REFERENCES:

1. MCWP 2-25 Ground Reconnaissance Operations

SUPPORT REQUIREMENTS:

RANGE/TRAINING AREA: Facility Code 17410 Maneuver/Training Area, Light Forces

RECN-COMM-3001: Conduct Preparations for Combat Operations

SUPPORTED MET(S): None

EVALUATION-CODED: NO **SUSTAINMENT INTERVAL:** 6 months

CONDITION: Given a mission, commander's intent, assignment as the ORP Team or hide site team within a recon team, and required equipment.

STANDARD: By ensuring the unit has the ability to communicate with higher, adjacent, and supporting units for a period of 96 hours in accordance with the operations order and commander's intent.

EVENT COMPONENTS:

1. Conduct mission analysis.
2. Select appropriate equipment needed to accomplish the mission.
3. Assemble and check operational function of equipment.
4. Conduct communications checks with higher, adjacent, and supporting units, as required.
5. Disassemble equipment and prepare it for the operational environment (pad, waterproof, etc).
6. Distribute and pack equipment as per the warning order.

PREREQUISITE EVENTS:

RECN-COMM-1007	RECN-COMM-1012	RECN-COMM-2001
RECN-PLAN-1002	RECN-PLAN-1005	RECN-PLAN-2001

RELATED EVENTS:

RECN-COMM-2401	RECN-COMM-2402	RECN-COMM-2405
RECN-PLAN-2404	RECN-PLAN-2407	

REFERENCES:

1. MCRP 3-40.3B Radio Operator's Handbook
2. MCWP 2-25 Ground Reconnaissance Operations

SUPPORT REQUIREMENTS:

RANGE/TRAINING AREA: Facility Code 17410 Maneuver/Training Area, Light Forces

RECN-COMM-3002: Establish an ORP/ Hide Site

SUPPORTED MET(S): None

EVALUATION-CODED: NO

SUSTAINMENT INTERVAL: 6 months

CONDITION: Given a mission, commander's intent, assignment as the ORP Team or hide site team within a recon team, and required equipment.

STANDARD: By effectively blending into the operational environment and remaining undetected while persisting within the operational area and operating as the teams communications site.

EVENT COMPONENTS:

1. Select location based on mission requirements and number of personnel.
2. Set-up security.
3. Determine field(s) of observation and fire.
4. Establish communications with higher, adjacent, and supporting units, as

- required.
5. Camouflage the position.
 6. Camouflage self, weapons and equipment.
 7. Outline priorities of work.
 8. Maintain communications with higher, adjacent, and supporting units per the operations order and commander's intent.
 9. Ensure that the ORP/ hide site area is sterilized upon withdrawal.

PREREQUISITE EVENTS:

REC-1001	REC-1002	REC-1003
REC-1004	REC-1005	REC-1006
REC-1007	REC-1008	REC-1009
REC-1010	REC-1011	REC-1013
REC-2401	REC-2402	REC-2403
REC-2404	REC-2406	REC-1003
REC-2401	REC-1001	REC-2402
REC-2408		

REFERENCES:

1. MCRP 3-40.3B Radio Operator's Handbook
2. MCWP 2-25 Ground Reconnaissance Operations

SUPPORT REQUIREMENTS:

RANGE/TRAINING AREA:

Facility Code 17413 Field Training Area
Facility Code 17420 Maneuver/Training Area, Heavy Forces
Facility Code 17962 MOUT Collective Training Facility (Small)
Facility Code 17963 MOUT Collective Training Facility (Large)

EQUIPMENT: Sniper hide kit, telescoping poles, c-clamps, wall anchors, ghillie suits, smocks, veils, spring clamps, shoe goo, e-tool, rope saw

MATERIAL: Adhesives, various color felts, various color screens, sand bags, PVC pipe and fittings, garbage bags, 550 cord, tubular nylon, riggers tape, tent poles, burlap, and chicken wire, netting or mesh, canvas, garnish (jute, burlap, etc.) sewing materials, dyes, and paints.

REC-3003: Operate communications equipment sets with encryption

SUPPORTED MET(S): None

EVALUATION-CODED: NO **SUSTAINMENT INTERVAL:** 6 months

CONDITION: Given a mission, collected mission information, radio(s), a field computer, a recon operations center, CEOI, and encryption material while assigned as the ORP Team or hide site team within a recon team.

STANDARD: By effectively blending into the operational environment and remaining undetected while persisting while receiving and inputting mission information from/to the ROC.

EVENT COMPONENTS:

1. Maintain security.
2. Maintain noise and light discipline.
3. Produce and validate Level I Intelligence Reports, as required.
4. Conduct transfer of data from the subordinate station to the ROC.
5. Receive transfer of data from the Roc to the subordinate station.
6. Maintain a communications log.
7. Maintain operational security.
8. Operate tactical software during mission.
9. React appropriately to the enemy situation.
10. Conduct destruction plan for EKMS/CEOI as appropriate to the enemy situation.

PREREQUISITE EVENTS:

RECN-COMM-1001	RECN-COMM-1002	RECN-COMM-1003
RECN-COMM-1004	RECN-COMM-1005	RECN-COMM-1006
RECN-COMM-1007	RECN-COMM-1008	RECN-COMM-1009
RECN-COMM-1010	RECN-COMM-1011	RECN-COMM-1013
RECN-COMM-2001	RECN-PLAN-2001	

RELATED EVENTS:

RECN-COMM-2401	RECN-COMM-2402	RECN-COMM-2403
RECN-COMM-2404	RECN-COMM-2406	

REFERENCES:

1. MCRP 3-40.3B Radio Operators Handbook
2. MCWP 2-25 Ground Reconnaissance Operations

SUPPORT REQUIREMENTS:

RANGE/TRAINING AREA:

Facility Code 17413 Field Training Area
Facility Code 17420 Maneuver/Training Area, Heavy Forces
Facility Code 17962 MOUT Collective Training Facility (Small)
Facility Code 17963 MOUT Collective Training Facility (Large)

EQUIPMENT: Sniper hide kit, telescoping poles, c-clamps, wall anchors, ghillie suits, smocks, veils, spring clamps, shoe goo, e-tool, rope saw

MATERIAL: Adhesives, various color felts, various color screens, sand bags, PVC pipe and fittings, garbage bags, 550 cord, tubular nylon, riggers tape, tent poles, burlap, and chicken wire, netting or mesh, canvas, garnish (jute, burlap, etc.) sewing materials, dyes, and paints.

RECN-DEMO-3001: Plan a Dynamic Entry Assault Breach

SUPPORTED MET(S): None

EVALUATION-CODED: NO

SUSTAINMENT INTERVAL: 6 months

CONDITION: Given a mission, commander's intent, assignment as a breaching element within a recon team, required equipment, and while wearing a fighting

load.

STANDARD: By preparing breaching equipment, preparing explosives, and gaining entry to an objective.

EVENT COMPONENTS:

1. Receive Order.
2. Determine the planning process required.
3. Gather the necessary information.
4. Determine the breaching method.
5. Identify any risks associated with the plan.

PREREQUISITE EVENTS:

RECN-DEMO-2001	RECN-DEMO-2002	RECN-DEMO-2003
RECN-DEMO-2004	RECN-DEMO-2005	RECN-DEMO-2006
RECN-INTL-1003	RECN-PLAN-1002	

RELATED EVENTS:

RECN-DEMO-2401	RECN-INTL-2403
----------------	----------------

REFERENCES:

1. FM 5-250 Explosives and Demolitions
2. Guidebook for Assault Entry Techniques Volume I and II
3. Methods of Entry Breachers Log Book
4. NAVSEA SW060-AA-MMA-010 Volume 1 Technical Manual Demolition Materials
5. NAVSEA SW060-AA-MMA-020 Volume 2 Technical Manual Demolition Materials
6. USMC Guide book for Breacher Techniques Volume II

SUPPORT REQUIREMENTS:

RANGE/TRAINING AREA: Facility Code 17830 Light Demolition Range

MATERIAL: Maps, building diagrams, photos, and/or other imagery.

MISCELLANEOUS:

SPECIAL PERSONNEL CERTS: Marines conducting this training event must be graduates of the Methods of Entry Course, be serving in a breacher billet, and be certified in writing by their Commanding Officer as a Dynamic Entry Breacher.

RECN-DEMO-3002: Breach Theater Specific Targets

SUPPORTED MET(S): None

EVALUATION-CODED: NO **SUSTAINMENT INTERVAL:** 1 month

CONDITION: Given a mission, commander's intent, assignment as a breaching element within a recon team, required equipment, and while wearing a fighting load.

STANDARD: By preparing breaching equipment, preparing explosives, and gaining entry to an objective.

EVENT COMPONENTS:

1. Determine target material construction.
2. Determine breaching techniques.
3. Prepare for the breach.

PREREQUISITE EVENTS:

RECN-DEMO-3001 RECN-INTL-1003 RECN-PLAN-1002

RELATED EVENTS:

RECN-DEMO-2401 RECN-INTL-2403

REFERENCES:

1. FM 5-250 Explosives and Demolitions
2. Guidebook for Assault Entry Techniques Volume I and II
3. Methods of Entry Breachers Log Book
4. NAVSEA SW060-AA-MMA-010 Volume 1 Technical Manual Demolition Materials
5. NAVSEA SW060-AA-MMA-020 Volume 2 Technical Manual Demolition Materials
6. USMC Guide book for Breacher Techniques Volume II

SUPPORT REQUIREMENTS:

ORDNANCE:

<u>DODIC</u>	<u>Quantity</u>
AX14 Primer, Percussion 12 Gauge W209	2 primers per crew
M456 Cord, Detonating PETN Type I Class E	10 FT per crew
ML03 Firing Device, Demolition Multi-Purp	2 detonators per crew
MM30 Charge, Flexible 20 Gram PETN MK140	1 charges per crew
MM51 Charge, Demolition Low Hazard MK143	10 FT per crew
MM56 Detonator, Non-Electric MK123 Mod 0	1 Roll per crew
MN08 Igniter, Time Blasting Fuse with Sho	2 igniters per crew

RANGE/TRAINING AREA: Facility Code 17830 Light Demolition Range

EQUIPMENT: Marine Assault Breacher's Kit (NSN: 4240-01-531-1165), Personal Protective Equipment, Shotgun (Mossberg Model 500, Remington 870, or Benelli 1014), and Full Spectrum Battle Equipment (FSBE).

MATERIAL: Breacher's Logbook, tape (Rigger's, Electrical, double-sided), knife, Detonation Cord Connectors, Scientific Calculator, E-Silhouette targets, non-metallic prop stick, Goodyear 330B Rubber, 1000 ml IV bags, 550 Cord, spray adhesive, Explosive Transfer Medium (ETM), Breacher's Paste or grease, door (wood or metal), door knobs, windows (Double Hung, Plate, or Casement), sheet metal walls, earthen walls, marble walls, brick walls, and plaster walls.

MISCELLANEOUS:

SPECIAL PERSONNEL CERTS: Marines conducting this training event must be graduates of the Methods of Entry Course, be serving in a breacher billet, and be certified in writing by their Commanding Officer as a Dynamic Entry Breacher.

REC-DEMO-3003: Conduct a Breach

SUPPORTED MET(S): None

EVALUATION-CODED: NO

SUSTAINMENT INTERVAL: 6 months

CONDITION: Given a mission, commander's intent, assignment as a breaching element within a recon team, required equipment, and while wearing a fighting load.

STANDARD: By preparing breaching equipment, preparing explosives, and gaining entry to an objective.

EVENT COMPONENTS:

1. Conduct actions in the assembly area.
2. Conduct actions in the Last Cover and Concealed (LCC) position.
3. Conduct actions on the objective.
4. Conduct post-assault actions.

PREREQUISITE EVENTS:

REC-DEMO-2007	REC-DEMO-3001	REC-DEMO-3002
REC-DEMO-3004	REC-DEMO-3005	REC-DEMO-3006
REC-DEMO-3007	REC-DEMO-3008	REC-DEMO-3009
REC-DEMO-3010	REC-RAID-2001	REC-RAID-2002
REC-SURV-2002		

RELATED EVENTS:

REC-DEMO-2401	REC-DEMO-2402	REC-DEMO-2404
---------------	---------------	---------------

REFERENCES:

1. FM 5-250 Explosives and Demolitions
2. Guidebook for Assault Entry Techniques Volume I and II
3. Methods of Entry Breachers Log Book
4. NAVSEA SW060-AA-MMA-010 Volume 1 Technical Manual Demolition Materials
5. NAVSEASWO 60-AA-MMA-010 Demolition Materials
6. USMC Guide book for Breacher Techniques Volume II

SUPPORT REQUIREMENTS:

RANGE/TRAINING AREA:

Facility Code 17830 Light Demolition Range
Facility Code 17962 MOUT Collective Training Facility (Small)

EQUIPMENT: Marine Assault Breacher's Kit (NSN: 4240-01-531-1165), Personal Protective Equipment, Shotgun (Mossberg Model 500, Remington 870, or Benelli 1014), and Full Spectrum Battle Equipment (FSBE).

MATERIAL: Breacher's Logbook, tape (Rigger's, Electrical, double-sided), Knife, Detonation Cord Connectors, Scientific Calculator, E-Silhouette targets, Non-Metallic Prop Stick, Goodyear 330B Rubber, 1000 ml IV bags, 550 Cord, spray adhesive, Explosive Transfer Medium (ETM), Breacher's Paste or grease, door (wood or metal), door knobs, and windows (double hung, plate, or casement).

MISCELLANEOUS:

SPECIAL PERSONNEL CERTS: Marines conducting this training event must be graduates of the Methods of Entry Course, be serving in a breacher billet, and be certified in writing by their Commanding Officer as a Dynamic Entry Breacher.

RECN-DEMO-3004: Employ an Explosive Door Defeating External Breach

SUPPORTED MET(S): None

EVALUATION-CODED: NO SUSTAINMENT INTERVAL: 6 months

CONDITION: Given a mission, commander's intent, assignment as a breaching element within a recon team, required equipment, and while wearing a fighting load.

STANDARD: By preparing breaching equipment, preparing explosives, and gaining entry to an objective.

EVENT COMPONENTS:

1. Select the appropriate construction materials.
2. Select the appropriate explosives for the designated target.
3. Construct the charge.
4. Construct the priming system.
5. Calculate the N.E.W. of the charge.
6. Calculate the safe blast overpressure standoff with and without shielding.
7. Make the appropriate entries into the Breacher's Logbook.
8. Don the appropriate level personal protection equipment.
9. Emplace the charge.
10. Enforce protective measures.
11. Initiate the charge.
12. Conduct misfire procedures or fail breach procedures (if required).
13. Verify the charge effectiveness.
14. Make the appropriate entries into the Breacher's Logbook.

PREREQUISITE EVENTS:

RECN-DEMO-1005	RECN-DEMO-1007	RECN-DEMO-1008
RECN-DEMO-2001	RECN-DEMO-2002	RECN-DEMO-2006
RECN-DEMO-2007	RECN-DEMO-2008	RECN-DEMO-3001
RECN-DEMO-3002	RECN-DEMO-3003	

RELATED EVENTS:

RECN-DEMO-2401	RECN-DEMO-2402	RECN-DEMO-2403
RECN-DEMO-2404		

REFERENCES:

1. FM 5-250 Explosives and Demolitions
2. Guidebook for Assault Entry Techniques Volume I and II
3. Methods of Entry Breachers Log Book
4. NAVSEASWO 60-AA-MMA-010 Demolition Materials
5. USMC Guide book for Breacher Techniques Volume II

SUPPORT REQUIREMENTS:

ORDNANCE:

<u>DODIC</u>	<u>Quantity</u>
AX14 Primer, Percussion 12 Gauge W209	2 primers per crew
M456 Cord, Detonating PETN Type I Class E	16 FT per crew
MM56 Detonator, Non-Electric MK123 Mod 0	1 Roll per crew
MN08 Igniter, Time Blasting Fuse with Sho	2 igniters per crew
MU40 Cord, Detonating 400 Grains per Foot	1 FT per crew

RANGE/TRAINING AREA:

Facility Code 17830 Light Demolition Range
Facility Code 17962 MOUT Collective Training Facility (Small)

EQUIPMENT: Marine Assault Breacher's Kit (NSN: 4240-01-531-1165), Personal Protective Equipment.

MATERIAL: Breacher's Logbook, Riggers tape, retaining bands, breachers tape or Hydro Gel, Electrical Tape, Zip tie, Knife, Detonation Cord Connectors, measuring tape, Scientific Calculator, door (wood or metal), door knobs.

MISCELLANEOUS:

SPECIAL PERSONNEL CERTS: Marines conducting this training event must be graduates of the Methods of Entry Course, be serving in a breacher billet, and be certified in writing by their Commanding Officer as a Dynamic Entry Breacher.

RECN-DEMO-3005: Employ an Explosive Lock Defeating External Breach

SUPPORTED MET(S): None

EVALUATION-CODED: NO **SUSTAINMENT INTERVAL:** 6 months

CONDITION: Given a mission, commander's intent, assignment as a breaching element within a recon team, required equipment, and while wearing a fighting load.

STANDARD: By preparing breaching equipment, preparing explosives, and gaining entry to an objective.

EVENT COMPONENTS:

1. Select the appropriate construction materials.
2. Select the appropriate explosives for the designated target
3. Construct the charge.
4. Construct the priming system.
5. Calculate the N.E.W. of the charge.
6. Calculate the safe blast overpressure.
7. Make the appropriate entries into the Breacher's Logbook.
8. Don the appropriate level personal protection equipment.
9. Emplace the charge.

10. Enforce protective measures.
11. Initiate the charge.
12. Conduct misfire procedures or fail breach procedures (if required).
13. Verify the charge effectiveness.
14. Make the appropriate entries into the Breacher's Logbook.

PREREQUISITE EVENTS:

RECN-DEMO-1005	RECN-DEMO-1007	RECN-DEMO-1008
RECN-DEMO-2001	RECN-DEMO-2002	RECN-DEMO-2006
RECN-DEMO-2007	RECN-DEMO-2008	RECN-DEMO-3001
RECN-DEMO-3002	RECN-DEMO-3003	

RELATED EVENTS:

RECN-DEMO-2401	RECN-DEMO-2402	RECN-DEMO-2403
RECN-DEMO-2404		

REFERENCES:

1. FM 5-250 Explosives and Demolitions
2. Guidebook for Assault Entry Techniques Volume I and II
3. Methods of Entry Breachers Log Book
4. NAVSEASWO 60-AA-MMA-010 Demolition Materials
5. USMC Guide book for Breacher Techniques Volume II

SUPPORT REQUIREMENTS:

ORDNANCE:

<u>DODIC</u>	<u>Quantity</u>
AX14 Primer, Percussion 12 Gauge W209	2 primers per crew
M456 Cord, Detonating PETN Type I Class E	2 FT per crew
M980 Charge, Demolition Sheet 0.0831 Inch	2 charges per crew
M981 Charge, Demolition Sheet 0.125 Inch	2 charges per crew
MM30 Charge, Flexible 20 Gram PETN MK140	1 charges per crew
MM56 Detonator, Non-Electric MK123 Mod 0	1 Roll per crew
MN08 Igniter, Time Blasting Fuse with Sho	2 igniters per crew

RANGE/TRAINING AREA:

Facility Code 17830 Light Demolition Range
Facility Code 17962 MOUT Collective Training Facility (Small)

EQUIPMENT: Marine Assault Breacher's Kit (NSN: 4240-01-531-1165), Personal Protective Equipment.

MATERIAL: Breacher's Logbook, Riggers tape, retaining bands, breachers tape or Hydro Gel, Electrical Tape, Zip tie, Knife, Detonation Cord Connectors, measuring tape, Scientific Calculator, door (wood or metal), door knobs.

MISCELLANEOUS:

SPECIAL PERSONNEL CERTS: Marines conducting this T&R event must be graduates of the Methods of Entry Course, be serving in a breacher billet, and be certified in writing by their Commanding Officer as a Dynamic Entry Breacher.

RECN-DEMO-3006: Employ an Explosive Improvised External Breach

SUPPORTED MET(S): None

EVALUATION-CODED: NO **SUSTAINMENT INTERVAL:** 6 months

CONDITION: Given a mission, commander's intent, assignment as a breaching element within a recon team, required equipment, and while wearing a fighting load.

STANDARD: By preparing breaching equipment, preparing explosives, and gaining entry to an objective.

EVENT COMPONENTS:

1. Select the appropriate construction materials.
2. Select the appropriate explosives for the designated target.
3. Construct the charge.
4. Construct the priming system.
5. Calculate the N.E.W. of the charge.
6. Calculate the safe blast overpressure standoff with and without shielding.
7. Make the appropriate entries into the Breacher's Logbook.
8. Don the appropriate level personal protection equipment.
9. Emplace the charge.
10. Enforce protective measures.
11. Initiate the charge.
12. Conduct misfire procedures or fail breach procedures (if required).
13. Verify the charge effectiveness.
14. Make the appropriate entries into the Breacher's Logbook.

PREREQUISITE EVENTS:

RECN-DEMO-1005	RECN-DEMO-1007	RECN-DEMO-1008
RECN-DEMO-2001	RECN-DEMO-2002	RECN-DEMO-2006
RECN-DEMO-2007	RECN-DEMO-2008	RECN-DEMO-3001
RECN-DEMO-3002	RECN-DEMO-3003	

RELATED EVENTS:

RECN-C2-2401	RECN-C2-2402	RECN-C2-2403
--------------	--------------	--------------

REFERENCES:

1. FM 5-250 Explosives and Demolitions
2. Guidebook for Assault Entry Techniques Volume I and II
3. Methods of Entry Breachers Log Book
4. NAVSEASWO 60-AA-MMA-010 Demolition Materials
5. USMC Guide book for Breacher Techniques Volume II

SUPPORT REQUIREMENTS:

ORDNANCE:

<u>DODIC</u>	<u>Quantity</u>
AX14 Primer, Percussion 12 Gauge W209	4 primers per crew
M032 Charge, Demolition Block TNT 1-Pound	1 charges per crew
M131 Cap, Blasting Non-Electric M7	2 blasting caps per crew
M456 Cord, Detonating PETN Type I Class E	29 FT per crew
M670 Fuse, Blasting Time M700	6 FT per crew

MN08 Igniter, Time Blasting Fuse with Sho 2 FT per crew

RANGE/TRAINING AREA:

Facility Code 17830 Light Demolition Range
Facility Code 17962 MOUT Collective Training Facility (Small)

EQUIPMENT: Marine Assault Breacher's Kit (NSN: 4240-01-531-1165), Personal Protective Equipment.

MATERIAL: Breacher's Logbook, Tape (Rigger's, Electrical, double-sided), knife, Detonation Cord Connectors, Scientific Calculator, E-Silhouette Targets, Non-Metallic Prop Stick, Breacher's Paste or grease, door (wood or metal), door knobs, wood wall, unfilled Cinderblock wall, or roof.

MISCELLANEOUS:

SPECIAL PERSONNEL CERTS: Marines conducting this training event must be graduates of the Methods of Entry Course, be serving in a breacher billet, and be certified in writing by their Commanding Officer as a Dynamic Entry Breacher.

RECN-DEMO-3007: Employ an Explosive Window Defeating Breach

SUPPORTED MET(S): None

EVALUATION-CODED: NO

SUSTAINMENT INTERVAL: 1 month

CONDITION: Given a mission, commander's intent, assignment as a breaching element within a recon team, required equipment, and while wearing a fighting load.

STANDARD: By preparing breaching equipment, preparing explosives, and gaining entry to an objective.

EVENT COMPONENTS:

1. Select the appropriate construction materials.
2. Select the appropriate explosives for the designated target.
3. Construct the charge.
4. Construct the priming system.
5. Calculate the N.E.W. of the charge.
6. Calculate the safe blast overpressure standoff with and without shielding.
7. Make the appropriate entries into the Breacher's Logbook.
8. Don the appropriate level personal protection equipment.
9. Emplace the charge.
10. Enforce protective measures.
11. Initiate the charge.
12. Conduct misfire procedures or fail breach procedures (if required).
13. Verify the charge effectiveness.
14. Make the appropriate entries into the Breacher's Logbook.

PREREQUISITE EVENTS:

RECN-DEMO-1005

RECN-DEMO-1007

RECN-DEMO-1008

RECND-DEMO-2001 RECND-DEMO-2002 RECND-DEMO-2006
RECND-DEMO-2007 RECND-DEMO-2008 RECND-DEMO-3001
RECND-DEMO-3002 RECND-DEMO-3003

RELATED EVENTS:

RECND-DEMO-2401 RECND-DEMO-2402 RECND-DEMO-2403
RECND-DEMO-2404

REFERENCES:

1. FM 5-250 Explosives and Demolitions
2. Guidebook for Assault Entry Techniques Volume I and II
3. Methods of Entry Breachers Log Book
4. NAVSEASWO 60-AA-MMA-010 Demolition Materials
5. USMC Guide book for Breacher Techniques Volume II

SUPPORT REQUIREMENTS:

ORDNANCE:

<u>DODIC</u>	<u>Quantity</u>
AX14 Primer, Percussion 12 Gauge W209	2 primers per crew
M456 Cord, Detonating PETN Type I Class E	6 FT per crew
ML03 Firing Device, Demolition Multi-Purp	2 fuze per crew
MM56 Detonator, Non-Electric MK123 Mod 0	1 detonators per crew
MN08 Igniter, Time Blasting Fuse with Sho	2 igniters per crew

RANGE/TRAINING AREA: Facility Code 17830 Light Demolition Range

EQUIPMENT: Marine Assault Breacher's Kit (NSN: 4240-01-531-1165), Personal Protective Equipment.

MATERIAL: Breacher's Logbook, tape (Rigger's, Electrical, double-sided), knife, Detonation Cord Connectors, Scientific Calculator, Goodyear 330B Rubber or cutting board or Explosive Transfer Medium (ETM), spray adhesive, and windows (Double Hung, Plate, or Casement).

MISCELLANEOUS:

SPECIAL PERSONNEL CERTS: Marines conducting this training event must be graduates of the Methods of Entry Course, be serving in a breacher billet, and be certified in writing by their Commanding Officer as a Dynamic Entry Breacher.

RECND-DEMO-3008: Employ an Internal Explosive Breach

SUPPORTED MET(S): None

EVALUATION-CODED: NO **SUSTAINMENT INTERVAL:** 6 months

CONDITION: Given a mission, commander's intent, assignment as a breaching element within a recon team, required equipment, and while wearing a fighting load.

STANDARD: By preparing breaching equipment, preparing explosives, and gaining entry to an objective.

EVENT COMPONENTS:

1. Select the appropriate construction materials.
2. Select the appropriate explosives for the designated target.
3. Construct the charge.
4. Construct the priming system.
5. Calculate the N.E.W. of the charge.
6. Calculate the safe blast overpressure standoff with and without shielding.
7. Make the appropriate entries into the Breacher's Logbook.
8. Don the appropriate level personal protection equipment.
9. Emplace the charge.
10. Enforce protective measures.
11. Initiate the charge.
12. Conduct misfire procedures or fail breach procedures (if required).
13. Verify the charge effectiveness.
14. Make the appropriate entries into the Breacher's Logbook.

PREREQUISITE EVENTS:

RECN-DEMO-1005	RECN-DEMO-1007	RECN-DEMO-1008
RECN-DEMO-2001	RECN-DEMO-2002	RECN-DEMO-2006
RECN-DEMO-2007	RECN-DEMO-2008	RECN-DEMO-3001
RECN-DEMO-3002	RECN-DEMO-3003	

RELATED EVENTS:

RECN-DEMO-2401	RECN-DEMO-2402	RECN-DEMO-2403
RECN-DEMO-2404		

REFERENCES:

1. FM 5-250 Explosives and Demolitions
2. Guidebook for Assault Entry Techniques Volume I and II
3. Methods of Entry Breachers Log Book
4. NAVSEASWO 60-AA-MMA-010 Demolition Materials
5. USMC Guide book for Breacher Techniques Volume II

SUPPORT REQUIREMENTS:

ORDNANCE:

<u>DODIC</u>	<u>Quantity</u>
AX14 Primer, Percussion 12 Gauge W209	2 primers per crew
M456 Cord, Detonating PETN Type I Class E	2 FT per crew
ML03 Firing Device, Demolition Multi-Purp	1 detonators per crew
MM24- Charge, Demolition Flexible Linear S	6 charges per crew
MM30 Charge, Flexible 20 Gram PETN MK140	1 charges per crew
MM51 Charge, Demolition Low Hazard MK143	6 charges per crew
MN08 Igniter, Time Blasting Fuse with Sho	1 igniters per crew

RANGE/TRAINING AREA:

Facility Code 17830 Light Demolition Range
Facility Code 17962 MOUT Collective Training Facility (Small)

EQUIPMENT: Marine Assault Breacher's Kit (NSN: 4240-01-531-1165),
Personal Protective Equipment.

MATERIAL: Breacher's Logbook, Riggers tape, retaining bands, breachers tape or Hydro Gel, Electrical Tape, Zip tie, Knife, Detonation Cord Connectors, measuring tape, Scientific Calculator, door (wood or metal), door knobs.

MISCELLANEOUS:

SPECIAL PERSONNEL CERTS: Marines conducting this training event must be graduates of the Methods of Entry Course, be serving in a breacher billet, and be certified in writing by their Commanding Officer as a Dynamic Entry Breacher.

RECEN-DEMO-3009: Employ an Explosive Wall Defeating Breach

SUPPORTED MET(S): None

EVALUATION-CODED: NO

SUSTAINMENT INTERVAL: 6 months

CONDITION: Given a mission, commander's intent, assignment as a breaching element within a recon team, required equipment, and while wearing a fighting load.

STANDARD: By preparing breaching equipment, preparing explosives, and gaining entry to an objective.

EVENT COMPONENTS:

1. Select the appropriate construction materials.
2. Select the appropriate explosives for the designated target.
3. Construct the charge.
4. Construct the priming system.
5. Calculate the N.E.W. of the charge.
6. Calculate the safe blast overpressure standoff with and without shielding.
7. Make the appropriate entries into the Breacher's Logbook.
8. Don the appropriate level personal protection equipment.
9. Emplace the charge.
10. Enforce protective measures.
11. Initiate the charge.
12. Conduct misfire procedures or fail breach procedures (if required).
13. Verify the charge effectiveness.
14. Make the appropriate entries into the Breacher's Logbook.

PREREQUISITE EVENTS:

RECEN-DEMO-1005	RECEN-DEMO-1007	RECEN-DEMO-1008
RECEN-DEMO-2001	RECEN-DEMO-2002	RECEN-DEMO-2006
RECEN-DEMO-2007	RECEN-DEMO-2008	RECEN-DEMO-3001
RECEN-DEMO-3002	RECEN-DEMO-3003	

REFERENCES:

1. FM 5-250 Explosives and Demolitions
2. Guidebook for Assault Entry Techniques Volume I and II
3. Methods of Entry Breachers Log Book

4. NAVSEASWO 60-AA-MMA-010 Demolition Materials
5. USMC Guide book for Breacher Techniques Volume II

SUPPORT REQUIREMENTS:

ORDNANCE:

<u>DODIC</u>	<u>Quantity</u>
AX14 Primer, Percussion 12 Gauge W209	4 primers per crew
M456 Cord, Detonating PETN Type I Class E	3 FT per crew
M981 Charge, Demolition Sheet 0.125 Inch	3 charges per crew
ML03 Firing Device, Demolition Multi-Purp	2 fuzes per crew
MM30 Charge, Flexible 20 Gram PETN MK140	2 charges per crew
MM44 Charge, Demolition Flexible Linear S	12 FT per crew
MM45 Charge, Demolition Flexible Linear S	12 FT per crew
MM46 Charge, Demolition Flexible Linear S	12 FT per crew
MM51 Charge, Demolition Low Hazard MK143	12 FT per crew
MM56 Detonator, Non-Electric MK123 Mod 0	1 Roll per crew
MN08 Igniter, Time Blasting Fuse with Sho	2 igniters per crew

RANGE/TRAINING AREA: Facility Code 17830 Light Demolition Range

EQUIPMENT: Marine Assault Breacher's Kit (NSN: 4240-01-531-1165), Personal Protective Equipment.

MATERIAL: Breacher's Logbook, Tape (Rigger's, Electrical, double-sided), knife, Detonation Cord Connectors, Scientific Calculator, E-Silhouette Targets, Non-Metallic Prop Stick, Breacher's Paste or grease, door (wood or metal), door knobs, wood wall, unfilled Cinderblock wall, or roof.

MISCELLANEOUS:

SPECIAL PERSONNEL CERTS: Marines conducting this training event must be graduates of the Methods of Entry Course, be serving in a breacher billet, and be certified in writing by their Commanding Officer as a Dynamic Entry Breacher.

RECN-DEMO-3010: Employ an Explosive Brick Wall Defeating Breach

SUPPORTED MET(S): None

EVALUATION-CODED: NO

SUSTAINMENT INTERVAL: 6 months

CONDITION: Given a mission, commander's intent, assignment as a breaching element within a recon team, required equipment, and while wearing a fighting load.

STANDARD: By preparing breaching equipment, preparing explosives, and gaining entry to an objective.

EVENT COMPONENTS:

1. Select the appropriate construction materials.
2. Select the appropriate explosives for the designated target.

3. Construct the charge.
4. Construct the priming system.
5. Calculate the N.E.W. of the charge.
6. Calculate the safe blast overpressure standoff with and without shielding.
7. Make the appropriate entries into the Breacher's Logbook.
8. Don the appropriate level personal protection equipment.
9. Emplace the charge.
10. Enforce protective measures.
11. Initiate the charge.
12. Conduct misfire procedures or fail breach procedures (if required).
13. Verify the charge effectiveness.
14. Make the appropriate entries into the Breacher's Logbook.

PREREQUISITE EVENTS:

RECN-DEMO-1005	RECN-DEMO-1007	RECN-DEMO-1008
RECN-DEMO-2001	RECN-DEMO-2002	RECN-DEMO-2006
RECN-DEMO-2007	RECN-DEMO-2008	RECN-DEMO-3001
RECN-DEMO-3002	RECN-DEMO-3003	

RELATED EVENTS:

RECN-DEMO-2401	RECN-DEMO-2402	RECN-DEMO-2403
RECN-DEMO-2404		

REFERENCES:

1. FM 5-250 Explosives and Demolitions
2. Guidebook for Assault Entry Techniques Volume I and II
3. Methods of Entry Breachers Log Book
4. NAVSEASWO 60-AA-MMA-010 Demolition Materials
5. USMC Guide book for Breacher Techniques Volume II

SUPPORT REQUIREMENTS:

ORDNANCE:

<u>DODIC</u>	<u>Quantity</u>
AX14 Primer, Percussion 12 Gauge W209	2 primers per crew
M456 Cord, Detonating PETN Type I Class E	3 FT per crew
M980 Charge, Demolition Sheet 0.0831 Inch	16 charges per crew
M981 Charge, Demolition Sheet 0.125 Inch	1 Roll per crew
M982 Charge, Demolition Sheet 0.161 Inch	1 Roll per crew
ML03 Firing Device, Demolition Multi-Purp	2 igniters per crew
MM30 Charge, Flexible 20 Gram PETN MK140	1 charges per crew
MM44 Charge, Demolition Flexible Linear S	12 FT per crew
MM45 Charge, Demolition Flexible Linear S	12 FT per crew
MM46 Charge, Demolition Flexible Linear S	12 FT per crew
MM56 Detonator, Non-Electric MK123 Mod 0	1 Roll per crew
MN08 Igniter, Time Blasting Fuse with Sho	2 igniters per crew

RANGE/TRAINING AREA: Facility Code 17830 Light Demolition Range

EQUIPMENT: Marine Assault Breacher's Kit (NSN: 4240-01-531-1165), Personal Protective Equipment.

MATERIAL: Breacher's Logbook, Tape (Rigger's, Electrical, double-sided), knife, Detonation Cord Connectors, Scientific Calculator, E-Silhouette

Targets, Non-Metallic Prop Stick, Breacher's Paste or grease, door (wood or metal), door knobs, wood wall, unfilled Cinderblock wall, or roof.

MISCELLANEOUS:

SPECIAL PERSONNEL CERTS: Marines conducting this training event must be graduates of the Methods of Entry Course, be serving in a breacher billet, and be certified in writing by their Commanding Officer as a Dynamic Entry Breacher.

RECN-DEMO-3011: Destroy a bridge with demolitions

SUPPORTED MET(S): None

EVALUATION-CODED: NO

SUSTAINMENT INTERVAL: 6 months

DESCRIPTION: To ensure that the demolition results in either a gap that exceeds the enemy's assault bridging capability by 5 meters, or that leaves demolished components which are unable to provide sufficient bearing capacity for enemy assault breaching assets.

CONDITION: Given a mission, commander's intent, assignment as a demolition element within a recon team, required equipment, and while wearing a fighting load.

STANDARD: By preparing demolitions equipment, preparing explosives, and ensuring destruction of target per commander's intent and mission requirements.

EVENT COMPONENTS:

1. Coordinate with supported unit.
2. Coordinate with supporting unit (EOD) as required.
3. Prepare equipment as required.
4. Move to demolition site.
5. Prepare charge for demolition.
6. Set charge.
7. Establish safety stand-off.
8. Detonate explosive.
9. Verify destruction of bridge.
10. Submit required reports.

PREREQUISITE EVENTS:

RECN-DEMO-1005	RECN-DEMO-1007	RECN-DEMO-1008
RECN-DEMO-2006	RECN-DEMO-2007	RECN-DEMO-2008

RELATED EVENTS: RECN-DEMO-2401

REFERENCES:

1. FM 3-34.119 Improvised Explosive Device (IED) Defeat
2. FM 3-34.210 Explosive Hazard Operations
3. FM 3-34.214 Explosives and Demolitions
4. GTA 5-10-33 Demolition Card

5. MCRP 3-17A Engineer Field Data (FM 5-34)
6. MCRP 3-17B Engineer Forms and Reports
7. MCWP 2-25 Ground Reconnaissance Operations
8. MCWP 3-17 Engineer Operations

SUPPORT REQUIREMENTS:

RANGE/TRAINING AREA: Facility Code 17830 Light Demolition Range

EQUIPMENT: Marine Assault Breacher's Kit (NSN: 4240-01-531-1165),
Personal Protective Equipment.

MATERIAL: Tape (Rigger's, Electrical, double-sided), knife, Detonation
Cord Connectors, Scientific Calculator

MISCELLANEOUS:

SPECIAL PERSONNEL CERTS: Range Safety officer, Corpsman

RECN-DEMO-3012: Destroy a tunnel with demolitions

SUPPORTED MET(S): None

EVALUATION-CODED: NO

SUSTAINMENT INTERVAL: 6 months

CONDITION: Given a mission, commander's intent, assignment as a demolition
element within a recon team, required equipment, and while wearing a fighting
load.

STANDARD: By preparing demolitions equipment, preparing explosives, and
ensuring destruction of target per commander's intent and mission
requirements.

EVENT COMPONENTS:

1. Coordinate with supported unit.
2. Coordinate with supporting unit (EOD) as required.
3. Prepare equipment as required.
4. Move to demolition site.
5. Prepare charge for demolition.
6. Set charge.
7. Establish safety stand-off.
8. Detonate explosive.
9. Verify destruction of tunnel.
10. Submit required reports.

PREREQUISITE EVENTS:

RECN-DEMO-1005

RECN-DEMO-1007

RECN-DEMO-1008

RECN-DEMO-2006

RECN-DEMO-2007

RECN-DEMO-2008

RELATED EVENTS: RECN-DEMO-2401

REFERENCES:

1. FM 3-34.119 Improvised Explosive Device (IED) Defeat
2. FM 3-34.210 Explosive Hazard Operations
3. FM 3-34.214 Explosives and Demolitions
4. GTA 5-10-33 Demolition Card
5. MCRP 3-17A Engineer Field Data (FM 5-34)
6. MCRP 3-17B Engineer Forms and Reports
7. MCWP 2-25 Ground Reconnaissance Operations
8. MCWP 3-17 Engineer Operations

SUPPORT REQUIREMENTS:

RANGE/TRAINING AREA: Facility Code 17830 Light Demolition Range

EQUIPMENT: Marine Assault Breacher's Kit (NSN: 4240-01-531-1165),
Personal Protective Equipment

MATERIAL: Tape (Rigger's, Electrical, double-sided), knife, Detonation
Cord Connectors, Scientific Calculator

MISCELLANEOUS:

SPECIAL PERSONNEL CERTS: Range Safety officer, Corpsman

RECN-DEMO-3013: Employ demolitions to destroy a target

SUPPORTED MET(S): None

EVALUATION-CODED: NO

SUSTAINMENT INTERVAL: 6 months

DESCRIPTION: Utilize applied demolitions techniques to destroy a target. Charges that crater, blast, cut, and incinerate will be employed to accomplish this task. The object or equipment that is to be destroyed/ rendered inoperable will determine the type of charge to be employed. This task can be accomplished using prefabricated charges or charges fabricated by the demolitions team.

CONDITION: Given a mission, commander's intent, assignment as a demolition element within a recon team, required equipment, and while wearing a fighting load.

STANDARD: By preparing demolitions equipment, preparing explosives, and ensuring destruction of target per commander's intent and mission requirements.

EVENT COMPONENTS:

1. Coordinate with supported unit.
2. Coordinate with supporting unit (EOD) as required.
3. Prepare equipment as required.
4. Move to demolition site.
5. Prepare charge for demolition.
6. Set charge.

7. Establish safety stand-off.
8. Detonate explosive.
9. Verify destruction of target.
10. Submit required reports.

PREREQUISITE EVENTS:

RECND-DEMO-1005	RECND-DEMO-1007	RECND-DEMO-1008
RECND-DEMO-2006	RECND-DEMO-2007	RECND-DEMO-2008

RELATED EVENTS: RECND-DEMO-2401

REFERENCES:

1. FM 3-34.119 Improvised Explosive Device (IED) Defeat
2. FM 3-34.210 Explosive Hazard Operations
3. FM 3-34.214 Explosives and Demolitions
4. GTA 5-10-33 Demolition Card
5. MCRP 3-17A Engineer Field Data (FM 5-34)
6. MCRP 3-17B Engineer Forms and Reports
7. MCWP 2-25 Ground Reconnaissance Operations
8. MCWP 3-17 Engineer Operations

SUPPORT REQUIREMENTS:

RANGE/TRAINING AREA: Facility Code 17830 Light Demolition Range

EQUIPMENT: Marine Assault Breacher's Kit (NSN: 4240-01-531-1165),
Personal Protective Equipment.

MATERIAL: Tape (Rigger's, Electrical, double-sided), knife, Detonation
Cord Connectors, Scientific Calculator

MISCELLANEOUS:

SPECIAL PERSONNEL CERTS: Range Safety officer, Corpsman

RECND-GRND-3001: Conduct Preparations for Combat Operations

SUPPORTED MET(S): None

EVALUATION-CODED: NO **SUSTAINMENT INTERVAL:** 6 months

CONDITION: Given a mission, commander's intent, assignment as the OP Team or
Leaders Recon Element within a recon team, and required equipment.

STANDARD: By ensuring the unit has the ability to conduct observation post
(OP) activities for a period of 96 hours in accordance with the operations
order and commander's intent.

EVENT COMPONENTS:

1. Conduct mission analysis.
2. Select appropriate equipment needed to accomplish the mission.
3. Assemble and check operational function of equipment.

4. Conduct rehearsals, as required.
5. Disassemble equipment and prepare it for the operational environment (pad, waterproof, etc).
6. Distribute and pack equipment as per the warning order.

PREREQUISITE EVENTS:

RECN-COMM-2001	RECN-INTL-1003	RECN-PHOT-3001
RECN-PLAN-1002	RECN-PLAN-2001	RECN-SURV-1005
RECN-SURV-2006	RECN-SURV-3003	

RELATED EVENTS:

RECN-COMM-2401	RECN-COMM-2402	RECN-INTL-2403
RECN-INTL-2404		

REFERENCES:

1. MCWP 2-25 Ground Reconnaissance Operations

SUPPORT REQUIREMENTS:

RANGE/TRAINING AREA: Facility Code 17410 Maneuver/Training Area, Light Forces

RECN-GRND-3002: Establish an Observation Post (OP)

SUPPORTED MET(S): None

EVALUATION-CODED: NO

SUSTAINMENT INTERVAL: 6 months

CONDITION: Given a mission, commander's intent, assignment as the OP Team or Leaders Recon Element within a recon team, and required equipment.

STANDARD: By effectively blending into the operational environment and remaining undetected while persisting within the operational area and conducting surveillance.

EVENT COMPONENTS:

1. Select location based on mission requirements and number of personnel.
2. Set-up security.
3. Determine field(s) of observation and fire.
4. Set up required equipment.
5. Camouflage the position.
6. Camouflage self, weapons, and equipment.
7. Outline priorities of work.
8. Maintain surveillance on the objective(s) per the operations order and commander's intent.
9. Ensure that the OP area is sterilized upon withdrawal.

PREREQUISITE EVENTS:

RECN-COMM-1001	RECN-COMM-1002	RECN-COMM-1004
RECN-COMM-1008	RECN-COMM-2001	RECN-DEMO-1003
RECN-GRND-1001	RECN-GRND-2002	RECN-GRND-2005
RECN-GRND-3001	RECN-INTL-1005	RECN-INTL-2002

RECN-PHOT-1001	RECN-PHOT-1002	RECN-PHOT-1003
RECN-PHOT-1004	RECN-PHOT-1005	RECN-PHOT-1006
RECN-PHOT-3002	RECN-PHOT-3004	RECN-PLAN-1002
RECN-PLAN-2001	RECN-SHAP-3001	RECN-SHAP-3009
RECN-SHAP-3024	RECN-SHAP-3025	RECN-SURV-1005
RECN-SURV-2003	RECN-SURV-2004	RECN-SURV-2006
RECN-SURV-3001		

RELATED EVENTS:

RECN-COMM-2401	RECN-COMM-2402	RECN-DEMO-2001
RECN-GRND-2407	RECN-GRND-2420	RECN-INTL-2404
RECN-INTL-2405		

REFERENCES:

1. FM 3-05.204 Special Forces Special Reconnaissance
2. MCWP 2-25 Ground Reconnaissance Operations
3. MCWP 3-11.3 Scouting and Patrolling

SUPPORT REQUIREMENTS:

RANGE/TRAINING AREA:

Facility Code 17413 Field Training Area
Facility Code 17420 Maneuver/Training Area, Heavy Forces
Facility Code 17962 MOUT Collective Training Facility (Small)
Facility Code 17963 MOUT Collective Training Facility (Large)

EQUIPMENT: Sniper hide kit, telescoping poles, c-clamps, wall anchors, ghillie suits, smocks, veils, spring clamps, shoe goo, e-tool, rope saw

MATERIAL: Adhesives, various color felts, various color screens, sand bags, PVC pipe and fittings, garbage bags, 550 cord, tubular nylon, riggers tape, tent poles, burlap, and chicken wire, netting or mesh, canvas, garnish (jute, burlap, etc.) sewing materials, dyes, and paints.

RECN-GRND-3003: Maintain a tactical vehicle

SUPPORTED MET(S): None

EVALUATION-CODED: NO **SUSTAINMENT INTERVAL:** 6 months

DESCRIPTION: A recon team consists of six men by T/O. During operations, recon teams routinely task organize into two elements of three men. These elements are typically referred to as Alpha and Bravo elements. During vehicle operations, a recon team will normally employ two vehicles; one for the Alpha element and one for the Bravo element. The benefits of spread loading the team across two vehicles are added firepower, the ability to self-recover a damaged or immovable vehicle, empty seats for attachments, and reduction of vehicle weight by spreading mission essential personnel and equipment between two vehicles instead of one.

CONDITION: Given a mission, commander's intent, assignment as a vehicle team within a recon team, and required equipment.

STANDARD: By ensuring the vehicle is properly loaded and prepared for the assigned mission.

EVENT COMPONENTS:

1. Inspect tactical vehicle.
2. Perform operator maintenance.
3. Prepare vehicle for assigned mission.
4. Rehearse contingencies.

PREREQUISITE EVENTS:

RECND-GRND-1005 RECND-GRND-1006 RECND-WPNS-2016
RECND-WPNS-2031 RECND-WPNS-2043

RELATED EVENTS:

RECND-GRND-2404 RECND-PLAN-2404

REFERENCES:

1. MCWP 2-25 Ground Reconnaissance Operations
2. TM 92320-280-10 Technical Manuals for Highly Mobile Multi-Wheeled Vehicle (HMMWV)
3. TTECG/MAWTS-1 Convoy Battle Skills Handbook

SUPPORT REQUIREMENTS:

RANGE/TRAINING AREA:

Facility Code 17413 Field Training Area
Facility Code 17420 Maneuver/Training Area, Heavy Forces
Facility Code 17962 MOUT Collective Training Facility (Small)
Facility Code 17963 MOUT Collective Training Facility (Large)

RECND-GRND-3004: Perform actions from a vehicle during a recon patrol

SUPPORTED MET(S): None

EVALUATION-CODED: NO

SUSTAINMENT INTERVAL: 6 months

DESCRIPTION: A recon team consists of six men by T/O. During operations, recon teams routinely task organize into two elements of three men. These elements are typically referred to as Alpha and Bravo elements. During vehicle operations, a recon team will normally employ two vehicles; one for the Alpha element and one for the Bravo element. The benefits of spreading loading the team across two vehicles are added firepower, the ability to self-recover a damaged or immovable vehicle, empty seats for attachments, and reduction of vehicle weight by spreading mission essential personnel and equipment between two vehicles instead of one.

CONDITION: Given a mission, commander's intent, assignment as a vehicle team within a recon team, and required equipment.

STANDARD: By effectively blending into the operational environment, persisting within the operational area, maintaining security, and reacting appropriately to enemy contact.

EVENT COMPONENTS:

1. Participate in planning.
2. Prepare method of travel.
3. Participate in inspections.
4. Participate in rehearsals.
5. Conduct movement.
6. Employ formations.
7. Conduct mounted land navigation.
8. Conduct self/assisted recovery, as required.
9. Cover sectors of fire.
10. Execute immediate actions.
11. Perform actions during a security halt.
12. Establish laager site.
13. Camouflage the vehicle.
14. Complete range card.
15. Maintain vehicle.

PREREQUISITE EVENTS:

RECN-COMM-1014	RECN-COMM-2001	RECN-GRND-1005
RECN-GRND-1006	RECN-GRND-1011	RECN-GRND-2003
RECN-GRND-2005	RECN-GRND-2009	RECN-GRND-2010
RECN-GRND-3003	RECN-SURV-2002	RECN-SURV-3001
RECN-WPNS-2016	RECN-WPNS-2031	RECN-WPNS-2043

RELATED EVENTS:

RECN-DEMO-2401	RECN-GRND-2404	RECN-GRND-2406
RECN-PLAN-2404		

REFERENCES:

1. MCWP 2-25 Ground Reconnaissance Operations
2. TM 92320-280-10 Technical Manuals for Highly Mobile Multi-Wheeled Vehicle (HMMWV)
3. TTECG/MAWTS-1 Convoy Battle Skills Handbook

SUPPORT REQUIREMENTS:

ORDNANCE:

<u>DODIC</u>	<u>Quantity</u>
A059 Cartridge, 5.56mm Ball M855 10/Clip	350 cartridges per Marine
A062 Cartridge, 5.56mm Ball M855 Linked	600 cartridges per weapon
A064 Cartridge, 5.56mm 4 Ball M855/1 Trac	50 cartridges per Marine
A131 Cartridge, 7.62mm 4 Ball M80/1 Trace	3000 cartridges per weapon
A576 Cartridge, Caliber .50 4 API M8/1 AP	3000 cartridges per weapon
B542 Cartridge, 40mm HEDP M430/M430A1 Lin	480 cartridges per weapon
G940 Grenade, Hand Green Smoke M18	1 grenades per Marine
G945 Grenade, Hand Yellow Smoke M18	1 grenades per Marine
G950 Grenade, Hand Red Smoke M18	1 grenades per group
L 305 Signal, Illum Green Star Par M195	1 signals per group
L307 Signal, Illumination Ground White St	1 signals per group
L311 Signal, Illumination Ground Red Star	1 signals per group
L312 Signal, Illumination Ground White St	1 signals per group
L314 Signal, Illumination Ground Green St	1 signals per group

RANGE/TRAINING AREA:

Facility Code 17411 Maneuver/Training Area, Amphibious Forces
Facility Code 17413 Field Training Area
Facility Code 17420 Maneuver/Training Area, Heavy Forces
Facility Code 17681 Field Artillery Scaled Range
Facility Code 17710 Multipurpose Training Range (MPTR)
Facility Code 17711 Automated Multipurpose Training Range (MPTR)
Facility Code 17720 Tank/Fighting Vehicle Platoon Battle Run
Facility Code 17721 Tank/Fighting Vehicle Multipurpose Range Complex,
Facility Code 17760 MOUT Assault Course (MAC)
Facility Code 17906 Wheeled Vehicle Drivers Course
Facility Code 17962 MOUT Collective Training Facility (Small)
Facility Code 17963 MOUT Collective Training Facility (Large)

MISCELLANEOUS:

ADMINISTRATIVE INSTRUCTIONS: A group represents a vehicle.

RECN-INTL-3001: Conduct Pattern Analysis

SUPPORTED MET(S): None

EVALUATION-CODED: NO

SUSTAINMENT INTERVAL: 6 months

DESCRIPTION: Develop an observation log that illustrates patterns of activity that occur on an objective, which upon analysis, will function as a tool for predicting a future threat event. Forecasting future events and their locations is possible through the use of matrices, which depict historical and current events in a given area.

CONDITION: Given a mission, commander's intent, assignment as the OP Team or Leaders Recon Element within a recon team, and required equipment.

STANDARD: By observing single, multiple targets, or named areas of interest (NAIs) to fulfill PIR's and CCIR's and illustrate patterns of activities and events that will aid in operations within the time allotted by the operational environment.

EVENT COMPONENTS:

1. Conduct observation.
2. Maintain observation log.
3. Analyze events captured in observation log.
4. Forecast future threat activity based on behavior/event.

PREREQUISITE EVENTS:

RECN-GRND-1022	RECN-INTL-1001	RECN-INTL-1004
RECN-INTL-2001	RECN-SURV-1001	RECN-SURV-1004
RECN-SURV-1005	RECN-SURV-1006	RECN-SURV-1008
RECN-SURV-2006		

RELATED EVENTS:

RECN-GRND-2420	RECN-INTL-2402	RECN-INTL-2404
----------------	----------------	----------------

RECN-INTL-2407

RECN-SPIE-2403

REFERENCES:

1. FM 2-22.3 Human Intelligence Collector Operations
2. MCWP 2-25 Ground Reconnaissance Operations

SUPPORT REQUIREMENTS:

RANGE/TRAINING AREA:

Facility Code 17413 Field Training Area
Facility Code 17420 Maneuver/Training Area, Heavy Forces
Facility Code 17962 MOUT Collective Training Facility (Small)
Facility Code 17963 MOUT Collective Training Facility (Large)

RECN-MED-3001: Conduct Medical Preparation for Combat Operations

SUPPORTED MET(S): None

EVALUATION-CODED: NO

SUSTAINMENT INTERVAL: 6 months

CONDITION: Given a mission, required first aid equipment, and a Special Amphibious Reconnaissance Corpsman while acting as an aid and litter team.

STANDARD: By ensuring the unit has the ability to manage casualties for a period of 96 hours.

EVENT COMPONENTS:

1. Conduct mission analysis.
2. Select appropriate equipment needed to accomplish the mission.
3. Prepare team medical bag.
4. Prepare hemorrhage control agents and equipment.
5. Prepare airway management equipment.
6. Prepare burn management equipment.
7. Prepare fracture management equipment.
8. Prepare fluid resuscitation equipment.
9. Prepare pain and infection management equipment.
10. Prepare equipment required to conduct casualty evacuation.

PREREQUISITE EVENTS:

RECN-INTL-1003 RECN-PLAN-1002 RECN-PLAN-1006
RECN-PLAN-2003

RELATED EVENTS:

RECN-INTL-2403 RECN-PLAN-2404 RECN-PLAN-2408

REFERENCES:

1. MCRP 3-02G First Aid
2. MCWP 2-25 Ground Reconnaissance Operations
3. PHTLS Pre-hospital Trauma Life Support, Military Edition, Current Edition

SUPPORT REQUIREMENTS:

RANGE/TRAINING AREA:

Facility Code 17413 Field Training Area
Facility Code 17420 Maneuver/Training Area, Heavy Forces
Facility Code 17962 MOUT Collective Training Facility (Small)
Facility Code 17963 MOUT Collective Training Facility (Large)

UNITS/PERSONNEL: Corpsman, Aid and Litter Team

RECN-MED-3002: Conduct Tactical Combat Casualty Care

SUPPORTED MET(S): None

EVALUATION-CODED: NO

SUSTAINMENT INTERVAL: 6 months

CONDITION: Given a mission, area of operations, and required first aid equipment while acting as an aid and litter team.

STANDARD: By preventing further injury or death for a period of 24 hours in accordance with the Prehospital Trauma Life Support (PHTLS) Manual.

EVENT COMPONENTS:

1. Establish fire superiority.
2. Have the casualty move to cover, if able.
3. Employ diversionary or obscurant devices and move casualty to covered position, if casualty is unable to themselves.
4. Perform casualty assessment.
5. Perform the necessary steps to treat immediate life threatening injuries.
6. Move casualty to Casualty Collection Point (CCP).
7. Perform casualty reassessment.
8. Prevent and/or treat injuries that are not immediately life threatening.
9. Continually reassess the casualty and treat for shock.
10. Select the appropriate triage precedence for the casualty.
11. Select the correct procedure for transporting the casualty.
12. Transport the casualty to the casualty evacuation (CASEVAC) location.

PREREQUISITE EVENTS:

RECN-COND-1001	RECN-COND-1002	RECN-DEMO-1001
RECN-GRND-1004	RECN-MED-1001	RECN-MED-1002
RECN-MED-1003	RECN-MED-1004	RECN-MED-1005
RECN-MED-1006	RECN-MED-1007	RECN-MED-1008
RECN-MED-1009	RECN-MED-1010	RECN-MED-1011
RECN-MED-1012	RECN-MED-1013	RECN-MED-1014
RECN-MED-2001	RECN-MED-2002	RECN-MED-2003
RECN-MED-3001		

RELATED EVENTS:

RECN-DEMO-2401	RECN-GRND-2403	RECN-MED-2401
----------------	----------------	---------------

REFERENCES:

1. MCRP 3-02G First Aid
2. MCWP 2-25 Ground Reconnaissance Operations
3. PHTLS Pre-hospital Trauma Life Support, Military Edition, Current Edition

SUPPORT REQUIREMENTS:

RANGE/TRAINING AREA:

Facility Code 17413 Field Training Area
Facility Code 17420 Maneuver/Training Area, Heavy Forces
Facility Code 17962 MOU Collective Training Facility (Small)
Facility Code 17963 MOU Collective Training Facility (Large)

MATERIAL: Medical Supplies

UNITS/PERSONNEL: Aid and Litter Team

REC-N-MED-3003: Perform Casualty drag/carry

SUPPORTED MET(S): None

EVALUATION-CODED: NO

SUSTAINMENT INTERVAL: 12 months

CONDITION: Given a mission, casualty, and equipment.

STANDARD: Removing casualty from hostile fire preventing further injury or death.

EVENT COMPONENTS:

1. Determine appropriate carry for situation
2. Communicate plan with team members
3. Secure weapon/equipment
4. Perform 2 person drag if appropriate
5. Perform 2 person drag with line if appropriate
6. Perform 3 person carry if appropriate
7. Begin drag/carry

PREREQUISITE EVENTS:

REC-N-COND-1001	REC-N-COND-1002	REC-N-MED-1001
REC-N-MED-1002	REC-N-MED-1009	REC-N-MED-1011
REC-N-MED-1012	REC-N-MED-1015	REC-N-MED-3001
REC-N-MED-3002		

RELATED EVENTS: REC-N-MED-2401

REFERENCES:

1. HQMC HS Current approved COTCCC guidelines
 2. PHTLS Pre-hospital Trauma Life Support, Military Edition, Current Edition
-

REC-N-MED-3004: Request and Conduct a Casualty Evacuation (CASEVAC)

SUPPORTED MET(S): None

EVALUATION-CODED: NO

SUSTAINMENT INTERVAL: 6 months

CONDITION: Given a mission, area of operations, and required first aid equipment while acting as an aid and litter team.

STANDARD: By preventing further injury or death and successfully conducting casualty turnover with the CASEVAC platform and crew.

EVENT COMPONENTS:

1. Request CASEVAC using standard request procedures over doctrinal nets.
2. Move the casualty to the extract zone.
3. Ensure that the unit establishes landing zone security.
4. Ensure that the unit plans and executes surface or CAS fires in support of the CASEVAC operation, as required.
5. Determine proper size and layout of extract zone.
6. Account for all of the casualties gear.
7. Provide initial terminal guidance for the extract platform.
8. Mark the extract zone according to environmental conditions.
9. Provide pilot with LZ brief according to environmental conditions, if using an aircraft to conduct CASEVAC.
10. Ensure that casualties are loaded onto CASEVAC platform according to triage precedence.
11. Conduct casualty turn over.

PREREQUISITE EVENTS:

RECN-COLL-2010	RECN-COMM-2001	RECN-DEMO-1001
RECN-GRND-1020	RECN-MED-1015	RECN-MED-3001
RECN-MED-3002	RECN-MED-3003	

RELATED EVENTS:

RECN-COLL-2410	RECN-COMM-2402	RECN-GRND-2411
RECN-MED-2401		

REFERENCES:

1. MCRP 3-02G First Aid
2. MCWP 2-25 Ground Reconnaissance Operations
3. PHTLS Pre-hospital Trauma Life Support, Military Edition, Current Edition

SUPPORT REQUIREMENTS:

RANGE/TRAINING AREA:

Facility Code 17413 Field Training Area
Facility Code 17420 Maneuver/Training Area, Heavy Forces
Facility Code 17962 MOUT Collective Training Facility (Small)
Facility Code 17963 MOUT Collective Training Facility (Large)

MATERIAL: Medical Supplies,

UNITS/PERSONNEL: Aid and Litter Team

RECN-PHOT-3001: Prepare Ground Perspective Imagery Systems for Combat Operations

SUPPORTED MET(S): None

EVALUATION-CODED: NO

SUSTAINMENT INTERVAL: 6 months

DESCRIPTION: The photo/sketch team will prepare and employ ground perspective imagery systems during the operation. Ground perspective imagery systems include, but are not limited to cameras, digital cameras, and video recorders.

CONDITION: Given a mission, area of operations, and required equipment while acting as a photo/sketch team.

STANDARD: By ensuring that the unit is prepared to produce multi-media intelligence to meet operational requirements and in a timeline established by the commander.

EVENT COMPONENTS:

1. Conduct mission analysis.
2. Select appropriate equipment needed to accomplish the mission.
3. Submit logistical support request to the team leader.
4. Conduct operational checks and inspection of all equipment.
5. Conduct rehearsals.
6. Prepare equipment for operation.

PREREQUISITE EVENTS:

RECEN-INTL-1003 RECEN-PLAN-1002 RECEN-SURV-1005

RELATED EVENTS:

RECEN-INTL-2403 RECEN-PLAN-2404

REFERENCES:

1. MCWP 2-25 Ground Reconnaissance Operations

SUPPORT REQUIREMENTS:

MATERIAL: Ground perspective imagery systems

RECEN-PHOT-3002: Employ Ground Perspective Imagery Systems to capture still images during Combat Operations

SUPPORTED MET(S): None

EVALUATION-CODED: NO

SUSTAINMENT INTERVAL: 6 months

DESCRIPTION: The photo/sketch team will prepare and employ ground perspective imagery systems during the operation. Ground perspective imagery systems include, but are not limited to cameras and digital cameras.

CONDITION: Given a mission, area of operations, and required equipment while acting as a photo/sketch team.

STANDARD: By producing multi-media intelligence to meet operational requirements and in a timeline established by the commander.

EVENT COMPONENTS:

1. Assemble ground perspective imagery systems.
2. Conduct ground perspective imagery systems operation.
3. Troubleshoot errors or malfunctions.
4. Conduct quality control check on product(s).
5. Disassemble ground perspective imagery systems.
6. Perform maintenance on ground perspective imagery systems.
7. Identify unserviceable equipment and/or components to the team leader.
8. Account for ground perspective imagery systems SL-3 items.

PREREQUISITE EVENTS:

RECN-INTL-2002	RECN-PHOT-1001	RECN-PHOT-1002
RECN-PHOT-1003	RECN-PHOT-1004	RECN-PHOT-3001
RECN-PLAN-2001	RECN-SURV-1001	

RELATED EVENTS: RECN-INTL-2405

REFERENCES:

1. MCWP 2-25 Ground Reconnaissance Operations

SUPPORT REQUIREMENTS:

RANGE/TRAINING AREA:

Facility Code 17413 Field Training Area
Facility Code 17420 Maneuver/Training Area, Heavy Forces
Facility Code 17962 MOUT Collective Training Facility (Small)
Facility Code 17963 MOUT Collective Training Facility (Large)

MATERIAL: Ground perspective imagery systems

RECN-PHOT-3003: Conduct still documentation during Sensitive Site Exploitation

SUPPORTED MET(S): None

EVALUATION-CODED: NO

SUSTAINMENT INTERVAL: 6 months

DESCRIPTION: The photo/sketch team will capture still images of an investigation scene consisting of but not limited to the following types: crime scene and tactical/sensitive sites.

CONDITION: Given a mission, area of operations, and required equipment while acting as a photo/sketch team.

STANDARD: By producing multi-media intelligence to meet operational requirements and in a timeline established by the commander.

EVENT COMPONENTS:

1. Review requirement.
2. Select required and specialized equipment.
3. Conduct equipment operations check.
4. Coordinate with on scene commander for access to site and imagery

requirements.

5. Select camera/flash settings.
6. Compose and focus image.
7. Photograph establishing shot of site at multiple angles.
8. Photograph site in panoramic covering 360 degrees (outside to inside).
9. Photograph detailed evidence established by on scene commander with ruler or other object in site to determine scale.
10. Gather caption data.
11. Conduct quality control check on product(s).
12. Caption imagery; as required.
13. Label photos in accordance with classification guidance from on scene commander.
14. Establish chain of custody; as required.
15. Archive imagery; as required.

PREREQUISITE EVENTS:

RECEN-INTL-2002	RECEN-PHOT-1001	RECEN-PHOT-1002
RECEN-PHOT-1003	RECEN-PHOT-1004	RECEN-PHOT-3001
RECEN-PLAN-2001	RECEN-RAID-1007	

RELATED EVENTS: RECEN-INTL-2405

REFERENCES:

1. MCWP 2-25 Ground Reconnaissance Operations

SUPPORT REQUIREMENTS:

RANGE/TRAINING AREA:

Facility Code 17413 Field Training Area
Facility Code 17420 Maneuver/Training Area, Heavy Forces
Facility Code 17962 MOUT Collective Training Facility (Small)
Facility Code 17963 MOUT Collective Training Facility (Large)

MATERIAL: Ground perspective imagery systems

MISCELLANEOUS:

ADMINISTRATIVE INSTRUCTIONS: 1. Examples of sensitive sites include: enemy weapon caches, mass graves, torture chambers, POW sites, WMD sites, IED sites; as well as protected sites used by enemy forces (hospitals, religious buildings, schools, etc.) Explosive Device (IED) sites, enemy use of protected sites (hospitals, religious buildings, schools etc.). 2. Examples of scale may include any common item (ruler, pen, ID card, boot, person) that is placed near or next to item being photographed for reference of size. 3. Specialized equipment consists of macro lenses, micro lenses, ring flash, filters, color scale, and slate.

RECEN-PHOT-3004: Employ Ground Perspective Imagery Systems to capture video images during Combat Operations

SUPPORTED MET(S): None

EVALUATION-CODED: NO

SUSTAINMENT INTERVAL: 6 months

DESCRIPTION: The photo/sketch team will prepare and employ ground perspective imagery systems during the operation. Ground perspective imagery systems include, but are not limited to digital cameras and video recorders.

CONDITION: Given a mission with a requirement to capture motion media of a subject, object, or area and required equipment while acting as a photo/sketch team.

STANDARD: By producing multi-media intelligence to meet operational requirements and in a timeline established by the commander.

EVENT COMPONENTS:

1. Review requirement.
2. Select camera equipment.
3. Conduct equipment operations check.
4. Select camera settings.
5. Record slate.
6. Maintain composition and focus.
7. Maintain audio levels.
8. Capture motion media.
9. Gather caption data.

PREREQUISITE EVENTS:

REC�-INTL-2002	REC�-PHOT-1005	REC�-PHOT-1006
REC�-PHOT-3001	REC�-PLAN-2001	REC�-SURV-1001

RELATED EVENTS: REC�-INTL-2405

REFERENCES:

1. MCWP 2-25 Ground Reconnaissance Operations

SUPPORT REQUIREMENTS:

RANGE/TRAINING AREA:

Facility Code 17413 Field Training Area
Facility Code 17420 Maneuver/Training Area, Heavy Forces
Facility Code 17962 MOUT Collective Training Facility (Small)
Facility Code 17963 MOUT Collective Training Facility (Large)

MATERIAL: Ground perspective imagery systems

REC�-PHOT-3005: Conduct video documentation during Sensitive Site Exploitation

SUPPORTED MET(S): None

EVALUATION-CODED: NO

SUSTAINMENT INTERVAL: 6 months

DESCRIPTION: The photo/sketch team will capture motion media of an investigation scene consisting of but not limited to the following types:

crime scene and tactical/sensitive sites.

CONDITION: Given a mission, area of operations, and required equipment while acting as a photo/sketch team.

STANDARD: By producing multi-media intelligence to meet operational requirements and in a timeline established by the commander.

EVENT COMPONENTS:

1. Review requirement.
2. Select required equipment.
3. Conduct equipment operations check.
4. Coordinate with on scene commander for access to site and imagery requirements.
5. Select camera/lighting settings.
6. Compose and focus image.
7. Document establishing shot of site at multiple angles.
8. Document site in panoramic covering 360 degrees (outside to inside).
9. Document detailed evidence established by on scene commander with ruler or other object in site to determine scale.
10. Gather caption data.
11. Caption motion media; as required.
12. Label motion media in accordance with classification guidance from on scene commander.
13. Establish chain of custody; as required.
14. Archive motion media; as required.

PREREQUISITE EVENTS:

RECN-INTL-2002	RECN-PHOT-1005	RECN-PHOT-1006
RECN-PHOT-3001	RECN-PLAN-2001	RECN-RAID-1007

RELATED EVENTS: RECN-INTL-2405

REFERENCES:

1. MCWP 2-25 Ground Reconnaissance Operations

SUPPORT REQUIREMENTS:

RANGE/TRAINING AREA:

Facility Code 17413 Field Training Area
Facility Code 17420 Maneuver/Training Area, Heavy Forces
Facility Code 17962 MOUT Collective Training Facility (Small)
Facility Code 17963 MOUT Collective Training Facility (Large)

MATERIAL: Ground perspective imagery systems

MISCELLANEOUS:

ADMINISTRATIVE INSTRUCTIONS: 1. Examples of sensitive sites include: enemy weapon caches, mass graves, torture chambers, POW sites, WMD sites, IED sites; as well as protected sites used by enemy forces (hospitals, religious buildings, schools, etc.) Explosive Device (IED) sites, enemy use of protected sites (hospitals, religious buildings, schools etc.). 2. Examples of scale may include any common item (ruler, pen, ID card, boot,

person) that is placed near or next to item being photographed for reference of size. 3. Specialized equipment consists of macro lenses, micro lenses, ring flash, filters, color scale, and slate.

REC-RAID-3001: Conduct Sensitive Site Exploitation operations

SUPPORTED MET(S): None

EVALUATION-CODED: NO

SUSTAINMENT INTERVAL: 6 months

DESCRIPTION: Tactical Site Exploitation is a systematic search of a secure location that enables the collection of evidence and information that can be used in the prosecution and conviction of detainees as well as the development of tactical, operational, and strategic intelligence information. The EPW/Detainee Search Team will control unknown individuals, EPWs, and detainees during operations. The team is responsible for conducting searches on unknown individuals, EPWs and detainees, structures, vehicles, and enemy dead and wounded. The team is responsible for locating, marking, and recording information concerning captured equipment, documents, individuals, and other items of intelligence value. The team is responsible for the handling, transporting, and safeguarding of captured equipment, documents, individuals, and other items of intelligence value.

CONDITION: Given a mission, a person, place, or thing to be searched and required equipment while acting as an EPW/ Detainee Search Team.

STANDARD: By locating, documenting, and removing all items of intelligence value to meet operational requirements and in a timeline established by the commander.

EVENT COMPONENTS:

1. Identify individual and/or location.
2. Collect evidence/information.
3. Photograph/ video items of interest.
4. Process detainees.
5. Prepare sketches.
6. Produce reports.
7. Coordinate information.
8. Process information.
9. Document information.

PREREQUISITE EVENTS:

REC-GRND-2011	REC-INTL-1005	REC-PHOT-3003
REC-PHOT-3005	REC-PLAN-1006	REC-PLAN-2003
REC-RAID-1007	REC-RAID-2003	REC-RAID-3002
REC-RAID-3003	REC-RAID-3004	REC-RAID-3005
REC-RAID-3006	REC-RAID-3007	REC-RAID-3008
REC-RAID-3009	REC-RAID-3010	REC-SURV-1006
REC-SURV-1008		

RELATED EVENTS:

REC-GRND-2419	REC-PLAN-2408	REC-RAID-2405
---------------	---------------	---------------

REFERENCES:

1. FM 3-90.15 Tactics, Techniques, and Procedures for Tactical Operations Involving Sensitive Sites
2. MCRP 4-11.8C Enemy Prisoners of War and Civilian Internees
3. MCRP 4-11.8D Detainee Operations
4. MCWP 2-25 Ground Reconnaissance Operations
5. USSOCOM Security Classification Guide for Sensitive Site Exploitation

SUPPORT REQUIREMENTS:

RANGE/TRAINING AREA:

Facility Code 17413 Field Training Area
Facility Code 17420 Maneuver/Training Area, Heavy Forces
Facility Code 17962 MOUT Collective Training Facility (Small)
Facility Code 17963 MOUT Collective Training Facility (Large)

MATERIAL: Chem lights (sticks and discs of various colors), sand bags, Zip Lock bags, Flex Cuffs, blind folds, safety pins, pen, pencil, Sharpie Marker, notebook, medical gloves, flashlight, Riggers tape, tape measurer

MISCELLANEOUS:

ADMINISTRATIVE INSTRUCTIONS: Examples of sensitive sites include: enemy weapon caches, mass graves, torture chambers, POW sites, WMD sites, IED sites; as well as protected sites used by enemy forces (hospitals, religious buildings, schools, etc.)

REC-RAID-3002: Conduct battlefield forensic operations

SUPPORTED MET(S): None

EVALUATION-CODED: NO

SUSTAINMENT INTERVAL: 6 months

DESCRIPTION: Battlefield forensic operations are conducted when the unit is augmented with enablers that can perform or aid in technical collections in the objective area. These enablers can conduct site exploitation and recovery of forensic and biometric evidence for developing intelligence. Enablers can include, but are not limited to military working dog teams, radio battalion teams, and military police CID/ NCIS teams.

CONDITION: Given a mission; a person, place, or thing to be searched; and when properly task organized with other forces, equipment or personnel while acting as an EPW/Detainee Search Team.

STANDARD: By locating, documenting, and removing all items of intelligence value to meet operational requirements and in a timeline established by the commander.

EVENT COMPONENTS:

1. Secure scene.
2. Process scene.
3. Preserve evidence.

4. Collect evidence.
5. Maintain chain of custody.

PREREQUISITE EVENTS:

RECN-GRND-2011	RECN-INTL-1005	RECN-PHOT-3003
RECN-PHOT-3005	RECN-PLAN-1006	RECN-PLAN-2003
RECN-RAID-1007	RECN-RAID-2003	RECN-RAID-3003
RECN-RAID-3004	RECN-RAID-3005	RECN-RAID-3006
RECN-RAID-3007	RECN-RAID-3008	RECN-RAID-3009
RECN-RAID-3010	RECN-SURV-1003	RECN-SURV-1008

RELATED EVENTS:

RECN-GRND-2419	RECN-PLAN-2408	RECN-RAID-2405
----------------	----------------	----------------

REFERENCES:

1. Capstone Concept of Operations DoD Forensics dtd 18 Jul 08
2. FM 3-90.15 Tactics, Techniques, and Procedures for Tactical Operations Involving Sensitive Sites
3. MCRP 4-11.8C Enemy Prisoners of War and Civilian Internees
4. MCRP 4-11.8D Detainee Operations
5. MCWP 2-1 Intelligence Operations
6. MCWP 2-25 Ground Reconnaissance Operations
7. USSOCOM Security Classification Guide for Sensitive Site Exploitation

SUPPORT REQUIREMENTS:

RANGE/TRAINING AREA:

Facility Code 17413 Field Training Area
Facility Code 17420 Maneuver/Training Area, Heavy Forces
Facility Code 17962 MOU Collective Training Facility (Small)
Facility Code 17963 MOU Collective Training Facility (Large)

MATERIAL: Chem Lights (sticks and discs of various colors), sand bags, Zip Lock bags, Flex Cuffs, blind folds, safety pins, pen, pencil, Sharpie Marker, notebook, medical gloves, flashlight, Riggers tape, tape measurer

MISCELLANEOUS:

ADMINISTRATIVE INSTRUCTIONS: Examples of sensitive sites include: enemy weapon caches, mass graves, torture chambers, POW sites, WMD sites, IED sites; as well as protected sites used by enemy forces (hospitals, religious buildings, schools, etc.)

RECN-RAID-3003: Prepare Sensitive Site Exploitation (SSE) Kit for Combat Operations

SUPPORTED MET(S): None

EVALUATION-CODED: NO

SUSTAINMENT INTERVAL: 6 months

DESCRIPTION: The EPW/Detainee Search Team will control unknown individuals, EPWs, and detainees during operations. The team is responsible for

conducting searches on unknown individuals, EPWs and detainees, structures, vehicles, and enemy dead and wounded. The team is responsible for locating, marking, and recording information concerning captured equipment, documents, individuals, and other items of intelligence value. The team is responsible for the handling, transporting, and safeguarding of captured equipment, documents, individuals, and other items of intelligence value.

CONDITION: Given a mission, area of operations, and required equipment while acting as an EPW/Detainee Search Team.

STANDARD: By ensuring that the unit is prepared to conduct SSE to meet operational requirements and in a timeline established by the commander.

EVENT COMPONENTS:

1. Conduct mission analysis.
2. Select appropriate equipment needed to accomplish the mission.
3. Prepare team SSE kit.
4. Prepare EPW/Detainee restraint equipment.
5. Prepare EPW/Detainee, structure, vehicle, equipment, and document marking equipment.
6. Prepare equipment for transportation of enemy weapons, equipment, and documents.
7. Prepare information recording equipment.

PREREQUISITE EVENTS:

RECN-INTL-1003	RECN-INTL-2403	RECN-PHOT-3001
RECN-PLAN-1002	RECN-PLAN-2404	RECN-SURV-3003

REFERENCES:

1. FM 3-90.15 Tactics, Techniques, and Procedures for Tactical Operations Involving Sensitive Sites
2. MCRP 4-11.8C Enemy Prisoners of War and Civilian Internees
3. MCRP 4-11.8D Detainee Operations
4. MCWP 2-25 Ground Reconnaissance Operations
5. USSOCOM Security Classification Guide for Sensitive Site Exploitation

SUPPORT REQUIREMENTS:

RANGE/TRAINING AREA:

Facility Code 17413 Field Training Area
Facility Code 17420 Maneuver/Training Area, Heavy Forces
Facility Code 17962 MOUT Collective Training Facility (Small)
Facility Code 17963 MOUT Collective Training Facility (Large)

MATERIAL: Chem Lights (sticks and discs of various colors), sand bags, Zip Lock bags, Flex Cuffs, blind folds, safety pins, pen, pencil, Sharpie Marker, notebook, medical gloves, flashlight, Riggers tape, tape measure, digital camera, video camera, DD2745 Forms

MISCELLANEOUS:

ADMINISTRATIVE INSTRUCTIONS: Examples of sensitive sites include: enemy weapon caches, mass graves, torture chambers, POW sites, WMD sites, IED sites; as well as protected sites used by enemy forces (hospitals,

religious buildings, schools, etc.)

RECN-RAID-3004: Conduct limited detainee/EPW operations

SUPPORTED MET(S): None

EVALUATION-CODED: NO

SUSTAINMENT INTERVAL: 6 months

DESCRIPTION: The EPW/Detainee Search Team will control unknown individuals, EPWs, and detainees during operations. The team is responsible for conducting searches on unknown individuals, EPWs and detainees, structures, vehicles, and enemy dead and wounded. The team is responsible for locating, marking, and recording information concerning captured equipment, documents, individuals, and other items of intelligence value. The team is responsible for the handling, transporting, and safeguarding of captured equipment, documents, individuals, and other items of intelligence value.

CONDITION: Given a mission, area of operations, and required equipment while acting as an EPW/ Detainee Search Team.

STANDARD: By ensuring safe and expeditious handling of detainees in accordance with the laws of armed conflict.

EVENT COMPONENTS:

1. Process detainees/EPW.
2. Establish a forward EPW collection point.
3. Ensure appropriate handling, documentation, processing, safeguarding, and transportation procedures for all EPWs and detainees.

PREREQUISITE EVENTS:

RECN-GRND-2011	RECN-INTL-1005	RECN-RAID-1007
RECN-RAID-3003	RECN-RAID-3005	RECN-RAID-3006
RECN-RAID-3010	RECN-SURV-1008	

RELATED EVENTS: RECN-GRND-2419

REFERENCES:

1. MCRP 4-11.8C Enemy Prisoners of War and Civilian Internees
2. MCRP 4-11.8D Detainee Operations
3. MCWP 2-25 Ground Reconnaissance Operations
4. MCWP 3-34.1 Military Police In Support of the MAGTF

SUPPORT REQUIREMENTS:

RANGE/TRAINING AREA:

Facility Code 17413 Field Training Area
Facility Code 17420 Maneuver/Training Area, Heavy Forces
Facility Code 17962 MOUT Collective Training Facility (Small)
Facility Code 17963 MOUT Collective Training Facility (Large)

MATERIAL: sand bags, Zip Lock bags, Flex Cuffs, blind folds, safety pins, pen, pencil, Sharpie Marker, medical gloves, flashlight

RECEN-RAID-3005: Establish detainee/EPW collection point

SUPPORTED MET(S): None

EVALUATION-CODED: NO

SUSTAINMENT INTERVAL: 6 months

DESCRIPTION: The EPW/Detainee Search Team will control unknown individuals, EPWs, and detainees during operations. The team is responsible for conducting searches on unknown individuals, EPWs and detainees, structures, vehicles, and enemy dead and wounded. The team is responsible for locating, marking, and recording information concerning captured equipment, documents, individuals, and other items of intelligence value. The team is responsible for the handling, transporting, and safeguarding of captured equipment, documents, individuals, and other items of intelligence value.

CONDITION: Given a mission, area of operations, detainee/EPW to process, and required equipment while acting as an EPW/Detainee Search Team.

STANDARD: By establishing a secure area to search, segregate, and safeguard detainees/EPWs.

EVENT COMPONENTS:

1. Determine appropriate location.
2. Establish security.
3. Hastily establish holding areas and perimeter.

PREREQUISITE EVENTS:

RECEN-RAID-3003 RECEN-RAID-3006

RELATED EVENTS: RECEN-GRND-2419

REFERENCES:

1. DODD 2310.1 DOD Enemy POW Detainee Program
2. MCRP 4-11.8C Enemy Prisoners of War and Civilian Internees
3. MCRP 4-11.8D Detainee Operations
4. MCRP 4-27 EPW Operations
5. MCWP 2-25 Ground Reconnaissance Operations
6. MCWP 3-34.1 Military Police In Support of the MAGTF

SUPPORT REQUIREMENTS:

RANGE/TRAINING AREA:

Facility Code 17413 Field Training Area
Facility Code 17420 Maneuver/Training Area, Heavy Forces
Facility Code 17962 MOUT Collective Training Facility (Small)
Facility Code 17963 MOUT Collective Training Facility (Large)

MATERIAL: sand bags, Zip Lock bags, Flex Cuffs, blind folds, safety pins, pen, pencil, Sharpie Marker, medical gloves, flashlight

RECEN-RAID-3006: Process an EPW/Detainee

SUPPORTED MET(S): None

EVALUATION-CODED: NO

SUSTAINMENT INTERVAL: 6 months

DESCRIPTION: The EPW/Detainee Search Team will control unknown individuals, EPWs, and detainees during operations. The team is responsible for conducting searches on unknown individuals, EPWs and detainees, structures, vehicles, and enemy dead and wounded. The team is responsible for locating, marking, and recording information concerning captured equipment, documents, individuals, and other items of intelligence value. The team is responsible for the handling, transporting, and safeguarding of captured equipment, documents, individuals, and other items of intelligence value.

CONDITION: Given a mission, area of operations, detainee/EPW to process, and required equipment while acting as an EPW/Detainee Search Team.

STANDARD: By ensuring humane treatment and collection of all items of intelligence value using the 6S and T method.

EVENT COMPONENTS:

1. Apply appropriate restraint to secure individual, if required.
2. Conduct a search.
3. Tag items collected.
4. Report number of personnel detained.
5. Silence detained personnel.
6. Segregate detained personnel.
7. Safeguard detained personnel.
8. Rapidly transport detained personnel to detainee facility, if required.

PREREQUISITE EVENTS:

RECN-GRND-2011	RECN-INTL-1005	RECN-INTL-2002
RECN-PHOT-3003	RECN-PHOT-3005	RECN-RAID-1007
RECN-RAID-3003	RECN-RAID-3007	RECN-RAID-3010
RECN-SURV-1008		

RELATED EVENTS: RECN-INTL-2405

REFERENCES:

1. DODD 2310.1 DOD Enemy POW Detainee Program
2. MCRP 4-11.8C Enemy Prisoners of War and Civilian Internees
3. MCRP 4-11.8D Detainee Operations
4. MCRP 4-27 EPW Operations
5. MCWP 2-25 Ground Reconnaissance Operations
6. MCWP 3-34.1 Military Police In Support of the MAGTF

SUPPORT REQUIREMENTS:

RANGE/TRAINING AREA:

Facility Code 17413 Field Training Area
Facility Code 17420 Maneuver/Training Area, Heavy Forces
Facility Code 17962 MOUT Collective Training Facility (Small)
Facility Code 17963 MOUT Collective Training Facility (Large)

MATERIAL: sand bags, Zip Lock bags, Flex Cuffs, blind folds, safety pins, pen, pencil, Sharpie Marker, medical gloves, flashlight

RECN-RAID-3007: Respond to a personal attack

SUPPORTED MET(S): None

EVALUATION-CODED: NO

SUSTAINMENT INTERVAL: 6 months

DESCRIPTION: The EPW/Detainee Search Team will control unknown individuals, EPWs, and detainees during operations. The team is responsible for conducting searches on unknown individuals, EPWs and detainees, structures, vehicles, and enemy dead and wounded. The team is responsible for locating, marking, and recording information concerning captured equipment, documents, individuals, and other items of intelligence value. The team is responsible for the handling, transporting, and safeguarding of captured equipment, documents, individuals, and other items of intelligence value.

CONDITION: Given a mission, area of operations, a combative detainee/EPW, and required equipment while acting as an EPW/ Detainee Search Team.

STANDARD: By employing the minimum amount of force necessary to control the situation.

EVENT COMPONENTS:

1. Recognize level of threat.
2. Apply appropriate unarmed/ armed self defense techniques.
3. Report use of force.

PREREQUISITE EVENTS:

RECN-GRND-2011 RECN-RAID-1007 RECN-SURV-1008

RELATED EVENTS: RECN-GRND-2419

REFERENCES:

1. DODD 2310.1 DOD Enemy POW Detainee Program
2. MCRP 4-11.8C Enemy Prisoners of War and Civilian Internees
3. MCRP 4-11.8D Detainee Operations
4. MCRP 4-27 EPW Operations
5. MCWP 2-25 Ground Reconnaissance Operations
6. MCWP 3-34.1 Military Police In Support of the MAGTF

SUPPORT REQUIREMENTS:

RANGE/TRAINING AREA:

Facility Code 17413 Field Training Area
Facility Code 17420 Maneuver/Training Area, Heavy Forces
Facility Code 17962 MOUT Collective Training Facility (Small)
Facility Code 17963 MOUT Collective Training Facility (Large)

MATERIAL: sand bags, Zip Lock bags, Flex Cuffs, blind folds, safety pins, pen, pencil, Sharpie Marker, medical gloves, flashlight

RECN-RAID-3008: Conduct an area search

SUPPORTED MET(S): None

EVALUATION-CODED: NO

SUSTAINMENT INTERVAL: 6 months

DESCRIPTION: The EPW/Detainee Search Team will control unknown individuals, EPWs, and detainees during operations. The team is responsible for conducting searches on unknown individuals, EPWs and detainees, structures, vehicles, and enemy dead and wounded. The team is responsible for locating, marking, and recording information concerning captured equipment, documents, individuals, and other items of intelligence value. The team is responsible for the handling, transporting, and safeguarding of captured equipment, documents, individuals, and other items of intelligence value.

CONDITION: Given a mission, an area to be searched and required equipment while acting as an EPW/ Detainee Search Team.

STANDARD: By locating, documenting, and removing all items of intelligence value to meet operational requirements and in a timeline established by the commander.

EVENT COMPONENTS:

1. Identify the area to be searched.
2. Remove all detainees/EPWs/non-essential personnel from the area.
3. Conduct the search.
4. Document results.

PREREQUISITE EVENTS:

RECN-INTL-1005	RECN-INTL-1006	RECN-PHOT-3003
RECN-PHOT-3005	RECN-RAID-3003	RECN-RAID-3010
RECN-SHAP-2003	RECN-SURV-1003	RECN-SURV-3004

RELATED EVENTS:

RECN-INTL-2404	RECN-INTL-2405	RECN-INTL-2406
RECN-RAID-2405		

REFERENCES:

1. FM 3-90.15 Tactics, Techniques, and Procedures for Tactical Operations Involving Sensitive Sites
2. MCRP 4-11.8C Enemy Prisoners of War and Civilian Internees
3. MCRP 4-11.8D Detainee Operations
4. MCWP 2-25 Ground Reconnaissance Operations

SUPPORT REQUIREMENTS:

RANGE/TRAINING AREA:

Facility Code 17413 Field Training Area
Facility Code 17420 Maneuver/Training Area, Heavy Forces
Facility Code 17962 MOUT Collective Training Facility (Small)
Facility Code 17963 MOUT Collective Training Facility (Large)

MATERIAL: Chem Lights (sticks and discs of various colors), sand bags, Zip Lock bags, Flex Cuffs, blind folds, safety pins, pen, pencil, Sharpie

Marker, notebook, medical gloves, flashlight, Riggers tape, tape measurer

MISCELLANEOUS:

ADMINISTRATIVE INSTRUCTIONS: Examples of sensitive sites include: enemy weapon caches, mass graves, torture chambers, POW sites, WMD sites, IED sites; as well as protected sites used by enemy forces (hospitals, religious buildings, schools, etc.)

RECN-RAID-3009: Conduct a vehicle search

SUPPORTED MET(S): None

EVALUATION-CODED: NO

SUSTAINMENT INTERVAL: 6 months

DESCRIPTION: The EPW/ Detainee Search Team will control unknown individuals, EPWs, and detainees during operations. The team is responsible for conducting searches on unknown individuals, EPWs and detainees, structures, vehicles, and enemy dead and wounded. The team is responsible for locating, marking, and recording information concerning captured equipment, documents, individuals, and other items of intelligence value. The team is responsible for the handling, transporting, and safeguarding of captured equipment, documents, individuals, and other items of intelligence value.

CONDITION: Given a mission, a vehicle to be searched and required equipment while acting as an EPW/Detainee Search Team.

STANDARD: By locating, documenting, and removing all items of intelligence value to meet operational requirements and in a timeline established by the commander.

EVENT COMPONENTS:

1. Identify the vehicle to be searched.
2. Remove all detainees/EPWs/non-essential personnel from the area.
3. Conduct the search.
4. Document results.

PREREQUISITE EVENTS:

RECN-INTL-1005	RECN-INTL-1006	RECN-PHOT-3003
RECN-PHOT-3005	RECN-RAID-2003	RECN-RAID-3003
RECN-RAID-3010	RECN-SURV-1003	RECN-SURV-3004

RELATED EVENTS:

RECN-INTL-2404	RECN-INTL-2405	RECN-INTL-2406
RECN-RAID-2405		

REFERENCES:

1. FM 3-90.15 Tactics, Techniques, and Procedures for Tactical Operations Involving Sensitive Sites
2. MCRP 4-11.8C Enemy Prisoners of War and Civilian Internees
3. MCRP 4-11.8D Detainee Operations
4. MCWP 2-25 Ground Reconnaissance Operations

5. USSOCOM Security Classification Guide for Sensitive Site Exploitation

SUPPORT REQUIREMENTS:

RANGE/TRAINING AREA:

Facility Code 17413 Field Training Area
Facility Code 17420 Maneuver/Training Area, Heavy Forces
Facility Code 17962 MOU Collective Training Facility (Small)
Facility Code 17963 MOU Collective Training Facility (Large)

MATERIAL: Chem Lights (sticks and discs of various colors), sand bags, Zip Lock bags, Flex Cuffs, blind folds, safety pins, pen, pencil, Sharpie Marker, notebook, medical gloves, flashlight, Riggers tape, tape measurer

MISCELLANEOUS:

ADMINISTRATIVE INSTRUCTIONS: Examples of sensitive sites include: enemy weapon caches, mass graves, torture chambers, POW sites, WMD sites, IED sites; as well as protected sites used by enemy forces (hospitals, religious buildings, schools, etc.)

RECN-RAID-3010: Complete a chain of custody

SUPPORTED MET(S): None

EVALUATION-CODED: NO

SUSTAINMENT INTERVAL: 1 month

DESCRIPTION: The EPW/Detainee Search Team will control unknown individuals, EPWs, and detainees during operations. The team is responsible for conducting searches on unknown individuals, EPWs and detainees, structures, vehicles, and enemy dead and wounded. The team is responsible for locating, marking, and recording information concerning captured equipment, documents, individuals, and other items of intelligence value. The team is responsible for the handling, transporting, and safeguarding of captured equipment, documents, individuals, and other items of intelligence value.

CONDITION: Given a mission, items of intelligence value, and required equipment while acting as an EPW/Detainee Search Team.

STANDARD: By ensuring accountability and the legal integrity of all items of intelligence value to meet operational requirements and in a timeline established by the commander.

EVENT COMPONENTS:

1. Obtain items.
2. Complete DD2745 form.
3. Forward the form with the confiscated items to appropriate authority.

PREREQUISITE EVENTS:

RECN-INTL-1005

RECN-RAID-1007

RECN-RAID-3003

RELATED EVENTS:

RECN-INTL-2404

RECN-INTL-2406

RECN-RAID-2405

REFERENCES:

1. FM 3-90.15 Tactics, Techniques, and Procedures for Tactical Operations Involving Sensitive Sites
2. MCRP 4-11.8C Enemy Prisoners of War and Civilian Internees
3. MCRP 4-11.8D Detainee Operations
4. MCWP 2-25 Ground Reconnaissance Operations
5. USSOCOM Security Classification Guide for Sensitive Site Exploitation

SUPPORT REQUIREMENTS:

RANGE/TRAINING AREA:

Facility Code 17413 Field Training Area

Facility Code 17420 Maneuver/Training Area, Heavy Forces

Facility Code 17962 MOUT Collective Training Facility (Small)

Facility Code 17963 MOUT Collective Training Facility (Large)

MATERIAL: Items of intelligence value, pen, pencil, notebook

RECN-SHAP-3001: Operate in support of offensive operations (Sniper)

SUPPORTED MET(S): None

EVALUATION-CODED: NO

SUSTAINMENT INTERVAL: 6 months

CONDITION: Given a mission, area of operations, objective, required equipment, permissive and/or non-permissive field, urban, cold weather, desert, woodland, jungle, mountainous, grassland or vehicle position while assigned as a member of a sniper element within a recon team.

STANDARD: By maintaining operational and physical security, without individual compromise or the compromise of TTPs, information or equipment while providing the Commander with the capabilities and limitations of the sniper element in support of the given mission.

EVENT COMPONENTS:

1. Advise commander on sniper employment considerations.
2. Receive the commander's order.
3. Suggest recommendations/modifications for sniper employment.
4. Coordinate and prepare.
5. Brief mission.
6. Execute mission.
7. Make reports, as required.
8. Debrief mission.

REFERENCES:

1. The Complete Book of U.S. Sniping Peter R. Senich
2. FM 3-05.222 U.S. Army Special Forces Sniper Training and Employment
3. FMFM 1-3B Sniping
4. MCWP 2-25 Ground Reconnaissance Operations

5. MCWP 3-15.3 Scout Sniping

SUPPORT REQUIREMENTS:

RANGE/TRAINING AREA:

Facility Code 17413 Field Training Area
Facility Code 17420 Maneuver/Training Area, Heavy Forces
Facility Code 17560 Sniper Field-Fire Range
Facility Code 17962 MOUT Collective Training Facility (Small)
Facility Code 17963 MOUT Collective Training Facility (Large)

MATERIAL: Sniper hide material.

UNITS/PERSONNEL: 0317, RSO

MISCELLANEOUS:

ADMINISTRATIVE INSTRUCTIONS: Personnel to be trained must be a graduate of the Marine Corps Basic Scout Sniper Course. Adhere to military installation base range regulations.

RECN-SHAP-3002: Operate in support of defensive operations (Sniper)

SUPPORTED MET(S): None

EVALUATION-CODED: NO

SUSTAINMENT INTERVAL: 6 months

CONDITION: Given a mission, area of operations, objective, required equipment, permissive and/or non-permissive field, urban, cold weather, desert, woodland, jungle, mountainous, grassland or vehicle position while assigned as a member of a sniper element within a recon team.

STANDARD: By maintaining operational and physical security, without individual compromise or the compromise of TTPs, information or equipment while providing the Commander with the capabilities and limitations of the sniper element in support of the given mission.

EVENT COMPONENTS:

1. Advise commander on sniper employment considerations.
2. Receive the commander's order.
3. Suggest recommendations/modifications for sniper employment.
4. Coordinate and prepare.
5. Brief mission.
6. Execute mission.
7. Make reports, as required.
8. Debrief mission.

REFERENCES:

1. The Complete Book of U.S. Sniping Peter R. Senich
2. FM 3-05.222 U.S. Army Special Forces Sniper Training and Employment
3. FMFM 1-3B Sniping
4. MCWP 2-25 Ground Reconnaissance Operations

5. MCWP 3-15.3 Scout Sniping

SUPPORT REQUIREMENTS:

RANGE/TRAINING AREA:

Facility Code 17413 Field Training Area
Facility Code 17420 Maneuver/Training Area, Heavy Forces
Facility Code 17560 Sniper Field-Fire Range
Facility Code 17962 MOUT Collective Training Facility (Small)
Facility Code 17963 MOUT Collective Training Facility (Large)

MATERIAL: Sniper hide material.

MISCELLANEOUS:

ADMINISTRATIVE INSTRUCTIONS: Personnel to be trained must be a graduate of the Marine Corps Basic Scout Sniper Course. Adhere to military installation base range regulations.

RECN-SHAP-3003: Conduct counter-sniper operations

SUPPORTED MET(S): None

EVALUATION-CODED: NO

SUSTAINMENT INTERVAL: 6 months

CONDITION: Given a mission, area of operations, an environment with enemy snipers, and counter sniper equipment while assigned as a member of a sniper element within a recon team.

STANDARD: By gaining access to the environment, persisting within the operational area, maintaining security, reacting appropriately to the enemy situation, and accomplishing the assigned mission.

EVENT COMPONENTS:

1. Research historical lessons.
2. Determine possible enemy sniper threats, training levels, capabilities, and limitations.
3. Implement appropriate counter measures.
4. Advise supported unit on appropriate precautions to counter enemy sniper TTPs.
5. Consider use of deception.
6. Determine enemy sniper patterns and best methods to locate/eliminate enemy snipers.
7. Execute immediate action for sniper fire when needed.
8. Utilize camouflage techniques to move/establish positions without being detected.
9. Utilize observation/surveillance techniques to locate enemy snipers.
10. Utilize marksmanship skills to eliminate enemy snipers when needed.
11. Make reports and debrief.

REFERENCES:

1. The Complete Book of U.S. Sniping Peter R. Senich

2. FM 3-05.222 U.S. Army Special Forces Sniper Training and Employment
3. FMFM 1-3B Sniping
4. MCWP 2-25 Ground Reconnaissance Operations
5. MCWP 3-15.3 Scout Sniping

SUPPORT REQUIREMENTS:

RANGE/TRAINING AREA:

Facility Code 17413 Field Training Area
Facility Code 17420 Maneuver/Training Area, Heavy Forces
Facility Code 17560 Sniper Field-Fire Range
Facility Code 17962 MOUT Collective Training Facility (Small)
Facility Code 17963 MOUT Collective Training Facility (Large)

MATERIAL: Camouflage materials; Ghillie suits, veils, smocks, spray paint, camouflage netting, screen material, and garnish.

UNITS/PERSONNEL: 0317, RSO

MISCELLANEOUS:

ADMINISTRATIVE INSTRUCTIONS: Personnel to be trained must be a graduate of the Marine Corps Basic Scout Sniper Course. Adhere to military installation base range regulations.

RECN-SHAP-3004: Perform sniper movement to final firing position

SUPPORTED MET(S): None

EVALUATION-CODED: NO

SUSTAINMENT INTERVAL: 6 months

CONDITION: Given a mission, live target(s) (enemy personnel), a sniper weapons system, required equipment, observer, and wearing a fighting load while assigned as a member of a sniper element within a recon team.

STANDARD: By arriving within 200 yards of the objective without being compromised.

EVENT COMPONENTS:

1. Conduct map reconnaissance.
2. Camouflage self, weapons, and equipment as needed for the operation.
3. Use reference points/terrain features to stay oriented.
4. Move (navigate) to within designated range of targets/objectives.
5. Select/Confirm a final firing position.
6. Re-Camouflage the position, self, equipment, and weapons as needed.
7. Prepare loophole in final firing position.
8. Plan withdrawal route from final firing position.
9. Engage target(s), as required.
10. Execute withdrawal from final firing position.

REFERENCES:

1. The Complete Book of U.S. Sniping Peter R. Senich

2. FM 3-05.222 U.S. Army Special Forces Sniper Training and Employment
3. FMFM 1-3B Sniping
4. MCWP 2-25 Ground Reconnaissance Operations
5. MCWP 3-15.3 Scout Sniping

SUPPORT REQUIREMENTS:

RANGE/TRAINING AREA: Facility Code 17410 Maneuver/Training Area, Light Forces

MISCELLANEOUS:

ADMINISTRATIVE INSTRUCTIONS: Personnel to be trained must be a graduate of the Marine Corps Basic Scout Sniper Course. Adhere to military installation base range regulations.

RECN-SHAP-3005: Establish a final firing position (Sniper)

SUPPORTED MET(S): None

EVALUATION-CODED: NO

SUSTAINMENT INTERVAL: 6 months

CONDITION: Given a mission, live target(s) (enemy personnel), a sniper weapons system, required equipment, observer, and wearing a fighting load while assigned as a member of a sniper element within a recon team.

STANDARD: By obtaining positive identification and engaging the target without being detected.

EVENT COMPONENTS:

1. Detect threats/targets on objective.
2. Ensure fields of fire and observation.
3. Ensure FFP can support weapon system.
4. Consider lighting conditions.
5. Prepare camouflage.
6. Consider backdrop.
7. Conceal/Secure non-essential equipment.
8. Establish routes of egress.
9. Establish firing position.
10. Engage threats as required.
11. Improve FFP as required or relocate to a more suitable FFP.

REFERENCES:

1. The Complete Book of U.S. Sniping Peter R. Senich
2. FM 3-05.222 U.S. Army Special Forces Sniper Training and Employment
3. FMFM 1-3B Sniping
4. MCWP 2-25 Ground Reconnaissance Operations
5. MCWP 3-15.3 Scout Sniping

SUPPORT REQUIREMENTS:

RANGE/TRAINING AREA:

Facility Code 17413 Field Training Area
Facility Code 17420 Maneuver/Training Area, Heavy Forces
Facility Code 17962 MOUT Collective Training Facility (Small)
Facility Code 17962 MOUT Collective Training Facility (Small)
Facility Code 17963 MOUT Collective Training Facility (Large)

UNITS/PERSONNEL: 0317, RSO

MISCELLANEOUS:

ADMINISTRATIVE INSTRUCTIONS: Personnel to be trained must be a graduate of the Marine Corps Basic Scout Sniper Course. Adhere to military installation base range regulations.

RECN-SHAP-3006: Construct a sniper hide

SUPPORTED MET(S): None

EVALUATION-CODED: NO

SUSTAINMENT INTERVAL: 6 months

CONDITION: Given a mission, sniper hide material and urban, cold weather, desert, woodland, jungle, mountainous, grassland or vehicle position while assigned as a member of a sniper element within a recon team.

STANDARD: By remaining undetected while accomplishing the sniper mission.

EVENT COMPONENTS:

1. Select location based on mission requirements and number of personnel.
2. Set-up security.
3. Determine field(s) of observation and fire.
4. Establish shooting and observation platforms.
5. Camouflage the position.
6. Camouflage self, weapons and equipment.
7. Outline priorities of work.

REFERENCES:

1. The Complete Book of U.S. Sniping Peter R. Senich
2. FM 3-05.222 U.S. Army Special Forces Sniper Training and Employment
3. FMFM 1-3B Sniping
4. MCWP 2-25 Ground Reconnaissance Operations
5. MCWP 3-15.3 Scout Sniping

SUPPORT REQUIREMENTS:

RANGE/TRAINING AREA:

Facility Code 17413 Field Training Area
Facility Code 17420 Maneuver/Training Area, Heavy Forces
Facility Code 17962 MOUT Collective Training Facility (Small)
Facility Code 17963 MOUT Collective Training Facility (Large)

UNITS/PERSONNEL: 0317, RSO

MISCELLANEOUS:

ADMINISTRATIVE INSTRUCTIONS: Personnel to be trained must be a graduate of the Marine Corps Basic Scout Sniper Course. Adhere to military installation base range regulations.

RECNSHAP-3007: Camouflage sniper weapon systems and equipment

SUPPORTED MET(S): None

EVALUATION-CODED: NO **SUSTAINMENT INTERVAL:** 6 months

CONDITION: Given netting or mesh, canvas, garnish (jute/burlap), glue, sewing materials, dyes and paints, tape, 550 cord, and pieces of vegetation found in the area of operations while assigned as a member of a sniper element within a recon team.

STANDARD: By blending the equipment and weapons into the operational environment.

EVENT COMPONENTS:

1. Determine camouflage scheme.
2. Camouflage sniper weapons systems without impeding its operation.
3. Camouflage equipment without impeding its operation.
4. Modify/update camouflage as necessary.

REFERENCES:

1. The Complete Book of U.S. Sniping Peter R. Senich
2. FM 3-05.222 U.S. Army Special Forces Sniper Training and Employment
3. FMFM 1-3B Sniping
4. MCWP 2-25 Ground Reconnaissance Operations
5. MCWP 3-15.3 Scout Sniping

SUPPORT REQUIREMENTS:

RANGE/TRAINING AREA:

Facility Code 17413 Field Training Area
Facility Code 17420 Maneuver/Training Area, Heavy Forces
Facility Code 17962 MOUT Collective Training Facility (Small)
Facility Code 17963 MOUT Collective Training Facility (Large)

MISCELLANEOUS:

ADMINISTRATIVE INSTRUCTIONS: Personnel to be trained must be a graduate of the Marine Corps Basic Scout Sniper Course. Adhere to military installation base range regulations.

RECNSHAP-3008: Operate from a sniper hide

SUPPORTED MET(S): None

EVALUATION-CODED: NO

SUSTAINMENT INTERVAL: 6 months

CONDITION: Given a mission, area of operations, objective, required equipment, permissive and/or non-permissive field, urban, cold weather, desert, woodland, jungle, mountainous, grassland or vehicle position while assigned as a member of a sniper element within a recon team.

STANDARD: By maintaining operational and physical security, without individual compromise or the compromise of TTPs, information or equipment while providing the Commander with the capabilities and limitations of the sniper element in support of the given mission.

EVENT COMPONENTS:

1. Select a position that is tactically and operationally suitable.
2. Establish security.
3. Setup the required equipment.
4. Ensure the position, personnel, and equipment are camouflaged.
5. Conduct the mission and fulfill mission requirements.
6. Maintain communications.
7. Sterilize hide site upon withdrawal.
8. Construct a Sniper Range card with Target Reference Points and elevation holds.
9. Complete Level I Intelligence Reports, as required.

REFERENCES:

1. The Complete Book of U.S. Sniping Peter R. Senich
2. FM 3-05.222 U.S. Army Special Forces Sniper Training and Employment
3. FMFM 1-3B Sniping
4. MCWP 2-25 Ground Reconnaissance Operations
5. MCWP 3-15.3 Scout Sniping

SUPPORT REQUIREMENTS:

RANGE/TRAINING AREA:

Facility Code 17413 Field Training Area
Facility Code 17420 Maneuver/Training Area, Heavy Forces
Facility Code 17962 MOUT Collective Training Facility (Small)
Facility Code 17963 MOUT Collective Training Facility (Large)

MATERIAL: Sniper hide material.

MISCELLANEOUS:

ADMINISTRATIVE INSTRUCTIONS: Personnel to be trained must be a graduate of the Marine Corps Basic Scout Sniper Course. Adhere to military installation base range regulations.

RECEN-SHAP-3009: Conduct Terminal Control of Aviation Assets

SUPPORTED MET(S): None

EVALUATION-CODED: NO

SUSTAINMENT INTERVAL: 6 months

DESCRIPTION: As a Fire Control Team (FCT), conduct terminal control of fixed, rotary-wing, or unmanned aviation assets in support of a ground unit scheme-of-maneuver.

CONDITION: Given a ground unit scheme of maneuver and at least one aviation asset while serving as a member of the fire control team within a recon team.

STANDARD: By engaging a given target using air delivered fires.

EVENT COMPONENTS:

1. Task organize Fire Control Team.
2. Submit list of targets to higher headquarters.
3. Submit requests to higher headquarters for air assets.
4. Advise commander of Joint CAS (JCAS) capabilities and availability.
5. Develop communications plan that supports terminal control.
6. Develop plan to observe aircraft in support of the scheme of maneuver.
7. Initiate and adjust effects of munitions.
8. Maintain situational awareness of friendly positions.
9. Decide, detect, deliver, and assess.
10. Mark targets using all available methods.
11. Must complete requirements of the TACP T&R Manual to be a fully qualified JTAC.

REFERENCES:

1. FMFM 5-41 Close Air Support and Fire Support
2. JP 3-09 Joint Fire Support
3. MCO P3500.37A TACP T&R Manual
4. MCWP 2-25 Ground Reconnaissance Operations
5. MCWP 3-16.6 Supporting Arms Observer, Spotter and Controller

SUPPORT REQUIREMENTS:

UNITS/PERSONNEL: 8002, RSO

MISCELLANEOUS:

ADMINISTRATIVE INSTRUCTIONS: 1. Type 1, 2, or 3 CAS is acceptable. 2. Adhere to military installation base range regulations.

RECEN-SHAP-3010: Conduct Terminal Control of Unguided Fixed Wing Munitions

SUPPORTED MET(S): None

EVALUATION-CODED: NO

SUSTAINMENT INTERVAL: 6 months

DESCRIPTION: The Fire Control Team (FCT) will conduct terminal control of unguided fixed wing munitions.

CONDITION: Given at least one fixed wing, CAS-capable platform, and one JTAC while serving as a member of the fire control team within a recon team.

STANDARD: By conducting a minimum of two Type 1 or 2 terminal controls of

fixed-wing delivered unguided munitions, using JCAS terminology, and assessing effects of fires.

EVENT COMPONENTS:

1. Task organize Fire Control Team.
2. Prepare and deliver Attack Brief.
3. Conduct weaponeering of selected target utilizing ordnance available.
4. Provide target area orientation and threat brief to aircrew.
5. Provide a target mark to aid in aircrew acquisition.
6. Control fixed-wing air-delivered fires using JCAS terminology.
7. Assess effects of fires and provide corrections from initial impacts.
8. Assess effects of fires and provide BHA/BDA to aircrew.
9. Conduct one low-threat, permissive environment control.
10. Conduct one high threat, restrictive environment control.

REFERENCES:

1. FMFM 5-41 Close Air Support and Fire Support
2. JP 3-09 Joint Fire Support
3. MCO P3500.37A TACP T&R Manual
4. MCWP 2-25 Ground Reconnaissance Operations
5. MCWP 3-16.6 Supporting Arms Observer, Spotter and Controller

SUPPORT REQUIREMENTS:

RANGE/TRAINING AREA:

Facility Code 17936 Close Air Support Range
Facility Code 17937 Aerial Bombing Range

AIRCRAFT: Minimum of a single CAS-capable fixed-wing platform required. A section is desired.

MISCELLANEOUS:

ADMINISTRATIVE INSTRUCTIONS: Adhere to military installation base range regulations.

REC-N-SHAP-3011: Conduct Terminal Control of Unguided Rotary Wing Munitions

SUPPORTED MET(S): None

EVALUATION-CODED: NO

SUSTAINMENT INTERVAL: 6 months

DESCRIPTION: The Fire Control Team (FCT) will conduct terminal control of unguided rotary wing munitions.

CONDITION: Given at least one rotary wing, CAS-capable platform, and one JTAC while serving as a member of the fire control team within a recon team.

STANDARD: By conducting a minimum of two Type 1 or 2 terminal controls of rotary-wing delivered unguided munitions, using JCAS terminology, and assessing effects of fires.

EVENT COMPONENTS:

1. Task organize Fire Control Team.
2. Prepare and deliver Attack Brief.
3. Conduct weaponeering of selected target utilizing ordnance available.
4. Provide target area orientation and threat brief to aircrew.
5. Provide a target mark to aid in aircrew acquisition.
6. Control rotary-wing air-delivered fires using JCAS terminology.
7. Assess effects of fires and provide corrections from initial impacts.
8. Assess effects of fires and provide BHA/BDA to aircrew.
9. Conduct one low-threat, permissive environment control.
10. Conduct one high threat, restrictive environment control.

REFERENCES:

1. FMFM 5-41 Close Air Support and Fire Support
2. JP 3-09 Joint Fire Support
3. MCO P3500.37A TACP T&R Manual
4. MCWP 2-25 Ground Reconnaissance Operations
5. MCWP 3-16.6 Supporting Arms Observer, Spotter and Controller

SUPPORT REQUIREMENTS:

RANGE/TRAINING AREA:

Facility Code 17936 Close Air Support Range
Facility Code 17937 Aerial Bombing Range

AIRCRAFT: At least one CAS-capable rotary-wing platform

UNITS/PERSONNEL: 8002, RSO

MISCELLANEOUS:

ADMINISTRATIVE INSTRUCTIONS: Adhere to military installation base range regulations.

RECN-SHAP-3012: Conduct Terminal Control of Fixed Wing Laser Guided Munitions

SUPPORTED MET(S): None

EVALUATION-CODED: NO

SUSTAINMENT INTERVAL: 6 months

DESCRIPTION: The Fire Control Team (FCT) will conduct control of at least one Fixed-Wing Laser-Guided munition, day or night.

CONDITION: Given a fixed-wing aircraft with at least one laser-guided weapon and a ground-based laser designator while serving as a member of the fire control team within a recon team.

STANDARD: By employing a ground based laser-designator and correct JCAS laser terminology to deliver munitions impacts within 50 meters of the target.

EVENT COMPONENTS:

1. Task organize Fire Control Team.
2. Attack Brief is given to the aircrew.
3. Ground-based laser designator is used to mark the target.
4. Target area brief/orientation is given to the aircrew.
5. Laser "basket" is identified and Final Attack Headings given correspond to the basket.
6. Laser safety procedures are adhered to.
7. Laser target line communicated to aircraft.
8. JCAS terminology is used correctly.
9. Assess effects of fires and provide corrections from initial impacts, if required.
10. Assess effects of fires and provide BHA/BDA to aircrew.

REFERENCES:

1. FMFM 5-41 Close Air Support and Fire Support
2. JP 3-09 Joint Fire Support
3. MCO P3500.37A TACP T&R Manual
4. MCWP 2-25 Ground Reconnaissance Operations
5. MCWP 3-16.6 Supporting Arms Observer, Spotter and Controller

SUPPORT REQUIREMENTS:

RANGE/TRAINING AREA:

Facility Code 17936 Close Air Support Range
Facility Code 17937 Aerial Bombing Range

AIRCRAFT: At least one aircraft and a minimum of one LGB or LGTR is required.

EQUIPMENT: One Ground-based laser designator/illuminator is required.

MISCELLANEOUS:

ADMINISTRATIVE INSTRUCTIONS: Miss distances greater than 50 meters should be analyzed for the causal error. Adhere to military installation base range regulations.

RECN-SHAP-3013: Conduct Terminal Control of Rotary Wing Laser Guided Munitions

SUPPORTED MET(S): None

EVALUATION-CODED: NO **SUSTAINMENT INTERVAL:** 6 months

DESCRIPTION: The Fire Control Team (FCT) will conduct control of at least one Rotary-Wing Laser-Guided munition, day or night.

CONDITION: Given a rotary-wing aircraft with at least one laser-guided weapon and a ground-based laser designator while serving as a member of the fire control team within a recon team.

STANDARD: By employing a ground based laser-designator and correct JCAS laser terminology to deliver munitions impacts within 50 meters of the target.

EVENT COMPONENTS:

1. Task organize Fire Control Team.
2. Attack Brief is given to the aircrew.
3. Ground-based laser designator is used to mark the target.
4. Target area brief/orientation is given to the aircrew.
5. Laser "basket" is identified and Final Attack Headings given correspond to the basket.
6. Laser safety procedures are adhered to.
7. Laser target line communicated to aircraft.
8. JCAS terminology is used correctly.
9. Assess effects of fires and provide corrections from initial impacts, if required.
10. Assess effects of fires and provide BHA/BDA to aircrew.

REFERENCES:

1. FMFM 5-41 Close Air Support and Fire Support
2. JP 3-09 Joint Fire Support
3. MCO P3500.37A TACP T&R Manual
4. MCWP 2-25 Ground Reconnaissance Operations
5. MCWP 3-16.6 Supporting Arms Observer, Spotter and Controller

SUPPORT REQUIREMENTS:

RANGE/TRAINING AREA:

Facility Code 17936 Close Air Support Range
Facility Code 17937 Aerial Bombing Range

AIRCRAFT: At least one aircraft and a minimum of one PGM or CATM is required.

MISCELLANEOUS:

ADMINISTRATIVE INSTRUCTIONS: Miss distances greater than 50 meters should be analyzed for the causal error. Adhere to military installation base range regulations.

RECN-SHAP-3014: Conduct Terminal Control of Fixed Wing GPS-Guided Munitions

SUPPORTED MET(S): None

EVALUATION-CODED: NO

SUSTAINMENT INTERVAL: 6 months

DESCRIPTION: The Fire Control Team (FCT) will conduct control of at least one Fixed-Wing GPS-Guided munitions, day or night.

CONDITION: Given a fixed-wing aircraft, at least one GPS-guided weapon, and one JTAC while serving as a member of the fire control team within a recon team.

STANDARD: By providing an accurate target location to facilitate the delivery of the GPS-guided weapon.

EVENT COMPONENTS:

1. Task organize Fire Control Team.
2. Prepare and deliver Attack Brief.
3. Provide target area orientation and threat brief to aircrew.
4. Employ JCAS terminology correctly.
5. Provide timely clearance to release the weapon
6. Assess effects of fires and provide BHA/BDA to aircrew.

REFERENCES:

1. FMFM 5-41 Close Air Support and Fire Support
2. JP 3-09 Joint Fire Support
3. MCO P3500.37A TACP T&R Manual
4. MCWP 2-25 Ground Reconnaissance Operations
5. MCWP 3-16.6 Supporting Arms Observer, Spotter and Controller

SUPPORT REQUIREMENTS:

RANGE/TRAINING AREA:

Facility Code 17936 Close Air Support Range
Facility Code 17937 Aerial Bombing Range

AIRCRAFT: At least one aircraft and a minimum of one GBU is required.

MISCELLANEOUS:

ADMINISTRATIVE INSTRUCTIONS: Adhere to military installation base range regulations.

RECEN-SHAP-3015: Conduct Terminal Control of Fixed or Rotary Wing Guns

SUPPORTED MET(S): None

EVALUATION-CODED: NO

SUSTAINMENT INTERVAL: 6 months

DESCRIPTION: The Fire Control Team (FCT) will conduct terminal control of airborne gun platforms.

CONDITION: Given at least a single aircraft and one JTAC while serving as a member of the fire control team within a recon team.

STANDARD: By conducting Type 1 or 2 CAS of airborne gun platform to engage ground targets with a minimum of two firing passes.

EVENT COMPONENTS:

1. Task organize Fire Control Team.
2. Provide Attack Brief, requesting/specifying guns as the method of engagement.
3. Provide Target area brief/orientation.
4. Provide Target area threat brief.

5. Control aircraft using standard JCAS terminology.
6. Assess effects of fires and provide BHA/BDA to aircrew.

REFERENCES:

1. FMFM 5-41 Close Air Support and Fire Support
2. JP 3-09 Joint Fire Support
3. MCO P3500.37A TACP T&R Manual
4. MCWP 2-25 Ground Reconnaissance Operations
5. MCWP 3-16.6 Supporting Arms Observer, Spotter and Controller

SUPPORT REQUIREMENTS:

RANGE/TRAINING AREA:

Facility Code 17936 Close Air Support Range
Facility Code 17937 Aerial Bombing Range

AIRCRAFT: Minimum of one fixed or rotary-wing aircraft. A section is preferred.

UNITS/PERSONNEL: 8002, RSO

MISCELLANEOUS:

ADMINISTRATIVE INSTRUCTIONS: AC-130 missions fall under a separate event. Adhere to military installation base range regulations.

RECN-SHAP-3016: Conduct Terminal Control of Air Delivered Battlefield Illumination (Night)

SUPPORTED MET(S): None

EVALUATION-CODED: NO

SUSTAINMENT INTERVAL: 6 months

DESCRIPTION: The Fire Control Team (FCT) will request for and control the delivery of nighttime, air-delivered battlefield illumination.

CONDITION: Given a fixed or rotary-wing aviation asset and one JTAC while serving as a member of the fire control team within a recon team.

STANDARD: By requesting, coordinating, and controlling the employment of battlefield illumination with the ground scheme-of-maneuver.

EVENT COMPONENTS:

1. Task organize Fire Control Team.
2. Prepare and deliver Attack Brief.
3. De-conflict illumination effects on friendly forces.
4. Provide target area orientation and threat brief to aircrew.
5. Specify flare pattern and location based on tactical scenario (aided/unaided, friendly SOM, and desired effects).
6. Control air-delivered illumination.
7. Provide pattern corrections for subsequent deliveries.

REFERENCES:

1. FMFM 5-41 Close Air Support and Fire Support
2. JP 3-09 Joint Fire Support
3. MCO P3500.37A TACP T&R Manual
4. MCWP 2-25 Ground Reconnaissance Operations
5. MCWP 3-16.6 Supporting Arms Observer, Spotter and Controller

SUPPORT REQUIREMENTS:

RANGE/TRAINING AREA:

Facility Code 17410 Maneuver/Training Area, Light Forces
Facility Code 17936 Close Air Support Range

AIRCRAFT: FW or RW, Illumination capable aircraft. Ordnance: Air delivered illumination device (LUU-2, LUU-19, etc.)

MISCELLANEOUS:

ADMINISTRATIVE INSTRUCTIONS: Utilize battlefield illumination based on the tactical scenario (if NVD equipped, employ IR flares or use stand-off illumination). Adhere to military installation base range regulations.

RECN-SHAP-3017: Conduct Terminal Control of AC-130

SUPPORTED MET(S): None

EVALUATION-CODED: NO

SUSTAINMENT INTERVAL: 6 months

DESCRIPTION: The Fire Control Team (FCT) will conduct Terminal Control of AC-130 Fire Mission.

CONDITION: Given an AC-130 and a JTAC while serving as a member of the fire control team within a recon team.

STANDARD: By giving AC-130 fire mission according to JCAS.

EVENT COMPONENTS:

1. Task organize Fire Control Team.
2. AC-130 Fire Mission given according to JCAS format.
3. Target area orientation given to aircrew.
4. JCAS terminology is used.
5. Assess effects of fires and provide BHA/BDA to aircrew.

REFERENCES:

1. FMFM 5-41 Close Air Support and Fire Support
2. JP 3-09 Joint Fire Support
3. MCO P3500.37A TACP T&R Manual
4. MCWP 2-25 Ground Reconnaissance Operations
5. MCWP 3-16.6 Supporting Arms Observer, Spotter and Controller

SUPPORT REQUIREMENTS:

RANGE/TRAINING AREA:

Facility Code 17936 Close Air Support Range
Facility Code 17937 Aerial Bombing Range

AIRCRAFT: Minimum of one aircraft.

MISCELLANEOUS:

ADMINISTRATIVE INSTRUCTIONS: This event can be simulated utilizing the most realistic methods available. Adhere to military installation base range regulations.

RECEN-SHAP-3018: Conduct Handoff to a Forward Air Controller/Airborne (FAC-A)

SUPPORTED MET(S): None

EVALUATION-CODED: NO **SUSTAINMENT INTERVAL:** 6 months

DESCRIPTION: The Fire Control Team (FCT) will discuss aircraft that are FAC (A) capable and how to employ them. Employ FAC (A) as an extension of the FCT for control of CAS missions.

CONDITION: Given a section of CAS aircraft, one FAC (A), and one JTAC while serving as a member of the fire control team within a recon team.

STANDARD: By using doctrinal procedures to successfully integrate the FAC (A) into the scheme of maneuver and attack the target(s).

EVENT COMPONENTS:

1. Task organize Fire Control Team.
2. Give Attack Brief according to JCAS format.
3. Give target area brief/ orientation to FAC (A).
4. Give target area threat brief to FAC (A).
5. Brief friendly scheme of maneuver and positions.
6. Use JCAS terminology.
7. Brief commander's target priorities.
8. Brief fire support coordination measures.

REFERENCES:

1. FMFM 5-41 Close Air Support and Fire Support
2. JP 3-09 Joint Fire Support
3. MCO P3500.37A TACP T&R Manual
4. MCWP 2-25 Ground Reconnaissance Operations
5. MCWP 3-16.6 Supporting Arms Observer, Spotter and Controller

SUPPORT REQUIREMENTS:

RANGE/TRAINING AREA:

Facility Code 17936 Close Air Support Range
Facility Code 17937 Aerial Bombing Range

AIRCRAFT: Minimum of a section of aircraft.

MISCELLANEOUS:

ADMINISTRATIVE INSTRUCTIONS: This event can be simulated utilizing the most realistic methods available. Adhere to military installation base range regulations.

RECN-SHAP-3019: Conduct Terminal Control of Fixed Wing Air-Delivered Fires at Night

SUPPORTED MET(S): None

EVALUATION-CODED: NO SUSTAINMENT INTERVAL: 6 months

DESCRIPTION: The Fire Control Team (FCT) will plan for and control a section of Fixed Wing Air-delivered fires at night. Discuss Joint IR terminology and marking procedures to include friendly and enemy. Discuss different IR pointers available in the operating forces; to include pointers available to the Marine aircraft wing.

CONDITION: Given a section of fixed wing CAS, required equipment, and one JTAC while serving as a member of the fire control team within a recon team.

STANDARD: By using doctrinal procedures to control a section of CAS aircraft at night employing Type 1 or 2 CAS.

EVENT COMPONENTS:

1. Task organize Fire Control Team.
2. Prepare and deliver Attack Brief.
3. Select appropriate target for weapons available.
4. Provide target area orientation and threat brief to aircrew.
5. Provide a target mark to aid in aircrew acquisition.
6. Control fixed-wing air-delivered fires using JCAS terminology.
7. Assess effects of fires; provide timely corrections from initial impacts.
8. Assess effects of fires and provide BHA/BDA to aircrew.

REFERENCES:

1. FMFM 5-41 Close Air Support and Fire Support
2. JP 3-09 Joint Fire Support
3. MCO P3500.37A TACP T&R Manual
4. MCWP 2-25 Ground Reconnaissance Operations
5. MCWP 3-16.6 Supporting Arms Observer, Spotter and Controller

SUPPORT REQUIREMENTS:

RANGE/TRAINING AREA: Facility Code 17936 Close Air Support Range

AIRCRAFT: Minimum of one section of NVD-equipped, CAS-capable aircraft.

UNITS/PERSONNEL: 8002, RSO

MISCELLANEOUS:

ADMINISTRATIVE INSTRUCTIONS: Prior to live fire execution coordinate with supporting units and agencies in order to conduct a night IR CAS mission with fixed wing aircraft. Adhere to military installation base range regulations.

RECN-SHAP-3020: Conduct Terminal Control of Rotary Wing Air-Delivered Fires at Night

SUPPORTED MET(S): None

EVALUATION-CODED: NO **SUSTAINMENT INTERVAL:** 6 months

DESCRIPTION: The Fire Control Team (FCT) will plan for and control a section of Rotary Wing Air-delivered fires at night using Joint IR terminology and marking procedures, including friendly and enemy, while employing different IR pointers available in the operating forces.

CONDITION: Given a section of rotary wing CAS, required equipment, and one JTAC while serving as a member of the fire control team within a recon team.

STANDARD: By using doctrinal procedures to control a section of CAS aircraft at night employing Type 1 or 2 CAS.

EVENT COMPONENTS:

1. Task organize Fire Control Team.
2. Prepare and deliver Attack Brief.
3. Select appropriate target for weapons available.
4. Provide target area orientation and threat brief to aircrew.
5. Provide a target mark to aid in aircrew acquisition.
6. Control rotary-wing air-delivered fires using JCAS terminology.
7. Assess effects of fires; provide timely corrections from initial impacts.
8. Assess effects of fires and provide BHA/BDA to aircrew.

REFERENCES:

1. FMFM 5-41 Close Air Support and Fire Support
2. JP 3-09 Joint Fire Support
3. MCO P3500.37A TACP T&R Manual
4. MCWP 2-25 Ground Reconnaissance Operations
5. MCWP 3-16.6 Supporting Arms Observer, Spotter and Controller

SUPPORT REQUIREMENTS:

RANGE/TRAINING AREA: Facility Code 17936 Close Air Support Range

AIRCRAFT: Minimum of one section of NVD-equipped, CAS-capable aircraft.

UNITS/PERSONNEL: 8002, RSO

MISCELLANEOUS:

ADMINISTRATIVE INSTRUCTIONS: Prior to live fire execution coordinate with supporting units and agencies in order to conduct a night IR CAS mission

with fixed wing aircraft. Adhere to military installation base range regulations.

RECEN-SHAP-3021: Employ IR Marking Devices to Mark Targets for Aviation Fires

SUPPORTED MET(S): None

EVALUATION-CODED: NO

SUSTAINMENT INTERVAL: 6 months

DESCRIPTION: The Fire Control Team (FCT) will employ IR Marking Devices to mark targets for aviation fires during nighttime CAS evolutions.

CONDITION: Given nighttime conditions, NVD-capable CAS aircraft, Night-Vision Devices and a laser-based Infra-Red illuminator while serving as a member of the fire control team within a recon team.

STANDARD: By effectively marking the target so that the aircrew visually acquires the IR designation and the target.

EVENT COMPONENTS:

1. Task organize Fire Control Team.
2. Prepare and deliver Attack Brief.
3. Select appropriate target for weapons available.
4. Provide target area orientation and threat brief to aircrew.
5. Employ an IR illumination device to accurately mark a ground target.
6. Ensure that the mark is steady and does not oscillate significantly.
7. Use JCAS terminology for IR marking devices.
8. Assess effects of fires; provide timely corrections from initial impacts.
9. Assess effects of fires and provide BHA/BDA to aircrew.

REFERENCES:

1. FMFM 5-41 Close Air Support and Fire Support
2. JP 3-09 Joint Fire Support
3. MCO P3500.37A TACP T&R Manual
4. MCWP 2-25 Ground Reconnaissance Operations
5. MCWP 3-16.6 Supporting Arms Observer, Spotter and Controller

SUPPORT REQUIREMENTS:

RANGE/TRAINING AREA: Facility Code 17936 Close Air Support Range

AIRCRAFT: Minimum of one NVD-equipped, CAS-capable aircraft.

UNITS/PERSONNEL: 8002, RSO

MISCELLANEOUS:

ADMINISTRATIVE INSTRUCTIONS: Adhere to military installation base range regulations.

RECN-SHAP-3022: Conduct Daytime Urban CAS

SUPPORTED MET(S): None

EVALUATION-CODED: NO

SUSTAINMENT INTERVAL: 6 months

DESCRIPTION: The Fire Control Team (FCT) must control a day Urban CAS mission with a section of CAS aircraft.

CONDITION: Given one FAC (A), a section of aircraft, and one JTAC while serving as a member of the fire control team within a recon team.

STANDARD: By controlling a section of CAS aircraft on a, marked or unmarked, target in an urban environment using doctrinal control procedures.

EVENT COMPONENTS:

1. Task organize Fire Control Team.
2. Determine the limitations of the TACP gear in the urban environment.
3. Determine how to divide the urban environment to facilitate targeting.
4. Prepare and deliver Attack Brief to FAC (A).
5. Prepare and deliver target-area brief/orientation to FAC (A).
6. Prepare and deliver target area threat brief to FAC (A).
7. Determine the effects that each of the munitions will cause in an urban environment.
8. Select appropriate target for weapons available.
9. Employ a marking device to accurately mark the ground target, as required.
10. Use JCAS terminology correctly.
11. Assess effects of fires; provide timely corrections from initial impacts, as required.
12. Assess effects of fires and provide BHA/BDA to aircrew, as required.

REFERENCES:

1. FMFM 5-41 Close Air Support and Fire Support
2. JP 3-09 Joint Fire Support
3. MCO P3500.37A TACP T&R Manual
4. MCWP 2-25 Ground Reconnaissance Operations
5. MCWP 3-16.6 Supporting Arms Observer, Spotter and Controller

SUPPORT REQUIREMENTS:

RANGE/TRAINING AREA: Facility Code 17936 Close Air Support Range

AIRCRAFT: Minimum of one section of aircraft.

UNITS/PERSONNEL: 8002, RSO

MISCELLANEOUS:

ADMINISTRATIVE INSTRUCTIONS: Delivery of ordnance may be simulated. Adhere to military installation base range regulations.

RECEN-SHAP-3023: Conduct Nighttime Urban CAS

SUPPORTED MET(S): None

EVALUATION-CODED: NO

SUSTAINMENT INTERVAL: 6 months

DESCRIPTION: The Fire Control Team (FCT) must control a night Urban CAS mission with a section of CAS aircraft. Discuss how artificial illumination affects the use of NVDs.

CONDITION: Given a section of NVD equipped CAS aircraft, required equipment, and one JTAC while serving as a member of the fire control team within a recon team.

STANDARD: By controlling a section of CAS aircraft on a, marked or unmarked, target in an urban environment using doctrinal control procedures.

EVENT COMPONENTS:

1. Task organize Fire Control Team.
2. Determine the limitations of the TACP gear in the urban environment.
3. Determine how to divide the urban environment to facilitate targeting.
4. Prepare and deliver Attack Brief to FAC (A).
5. Prepare and deliver target area brief/orientation to FAC (A).
6. Prepare and deliver target area threat brief to FAC (A).
7. Determine the effects that each of the munitions will cause in an urban environment.
8. Select appropriate target for weapons available.
9. Employ a marking device to accurately mark the ground target, as required.
10. Use JCAS terminology correctly.
11. Assess effects of fires; provide timely corrections from initial impacts, as required.
12. Assess effects of fires and provide BHA/BDA to aircrew, as required.

REFERENCES:

1. FMFM 5-41 Close Air Support and Fire Support
2. JP 3-09 Joint Fire Support
3. MCO P3500.37A TACP T&R Manual
4. MCWP 2-25 Ground Reconnaissance Operations
5. MCWP 3-16.6 Supporting Arms Observer, Spotter and Controller

SUPPORT REQUIREMENTS:

RANGE/TRAINING AREA: Facility Code 17936 Close Air Support Range

AIRCRAFT: Minimum of one section of NVD capable aircraft.

UNITS/PERSONNEL: 8002, RSO

MISCELLANEOUS:

ADMINISTRATIVE INSTRUCTIONS: Delivery of ordnance may be simulated. Adhere to military installation base range regulations.

RECEN-SHAP-3024: Control Indirect Fires in support of the Scheme of Maneuver

SUPPORTED MET(S): None

EVALUATION-CODED: NO

SUSTAINMENT INTERVAL: 6 months

DESCRIPTION: The Fire Control Team (FCT) will control indirect fires to suppress, neutralize, or destroy designated target(s).

CONDITION: Given a mission, a target of opportunity, and required equipment while serving as a member of the fire control team within a recon team.

STANDARD: By locating and suppressing, neutralizing, or destroying the target in a timely fashion.

EVENT COMPONENTS:

1. Task organize Fire Control Team.
2. Submit list of targets to higher headquarters.
3. Submit requests to higher headquarters for fire support assets.
4. Advise commander on fire support assets capabilities and availability.
5. Develop fire plan in coordination with GCE scheme of maneuver.
6. Develop communications plan that supports the fire support plan.
7. Develop plan to observe fires in support of the scheme of maneuver.
8. Initiate and adjust effects of fires.
9. Maintain situational awareness of friendly positions.
10. Decide, detect, deliver, and assess.
11. Mark targets using all available methods.
12. Assess effects of fires; provide timely corrections from initial impacts, as required.
13. Assess effects of fires and provide BDA to the FDC.

REFERENCES:

1. FMFM 5-41 Close Air Support and Fire Support
2. JP 3-09 Joint Fire Support
3. MCO P3500.37A TACP T&R Manual
4. MCWP 2-25 Ground Reconnaissance Operations
5. MCWP 3-16.6 Supporting Arms Observer, Spotter and Controller

SUPPORT REQUIREMENTS:

RANGE/TRAINING AREA:

Facility Code 17430 Impact Area Dudded
Facility Code 17670 Mortar Range
Facility Code 17671 Field Artillery Indirect Fire Range

UNITS/PERSONNEL: 8002, RSO

MISCELLANEOUS:

ADMINISTRATIVE INSTRUCTIONS: Adhere to military installation base range regulations.

RECNSHAP-3025: Employ Combined Arms

SUPPORTED MET(S): None

EVALUATION-CODED: NO

SUSTAINMENT INTERVAL: 6 months

DESCRIPTION: The Fire Control Team (FCT) will request and employ multiple means of Fire Support simultaneously.

CONDITION: Given at least two methods of Fire Support while serving as a member of the fire control team within a recon team.

STANDARD: By effectively employing combined arms on a given target.

EVENT COMPONENTS:

1. Task organize Fire Control Team.
2. Call for/adjust mortar fire.
3. Call for/adjust artillery fire.
4. Call for/adjust rotary wing Close Air Support.
5. Call for/adjust fixed wing Close Air Support.
6. Call for/adjust Naval Gunfire.
7. Assess effects of fires; provide timely corrections from initial impacts, as required.
8. Assess effects of fires and provide BDA to the supporting unit.

REFERENCES:

1. FM 6-30 Tactics, Techniques, and Procedures for Observed Fire
2. FMFM 5-41 Close Air Support and Fire Support
3. JP 3-09 Joint Fire Support
4. MCO P3500.37A TACP T&R Manual
5. MCWP 2-25 Ground Reconnaissance Operations
6. MCWP 3-16.6 Supporting Arms Observer, Spotter and Controller
7. MCWP 3-16.6A Supporting Arms Observer, Spotter and Controller (FMFM 6-8)

SUPPORT REQUIREMENTS:

RANGE/TRAINING AREA:

Facility Code 17650 Field Artillery Direct Fire Range
Facility Code 17936 Close Air Support Range
Facility Code 17937 Aerial Bombing Range

AIRCRAFT: At least one section of either rotary or fixed wing Close Air Support assets with armament appropriate for the mission.

MISCELLANEOUS:

ADMINISTRATIVE INSTRUCTIONS: 1. Air delivered fires must be combined with one or more ground or surface delivered fires to train this event to standard. 2. Fires can be simulated in every second sustainment interval. (Example: fixed wing and artillery in January and simulated NSFS with simulated air in April.). 3. When simulating, all communication nets will be functioning and appropriate transmissions will be rehearsed. 4. Adhere to military installation base range regulations.

RECNSPIE-3001: Perform Combat Diver Buddy Team Duties

SUPPORTED MET(S): None

EVALUATION-CODED: NO SUSTAINMENT INTERVAL: 6 months

DESCRIPTION: Every Combat Diver is assigned a Dive Buddy when conducting diving operations. Combat Divers must attain and maintain a high state of mental and physical alertness and readiness for the safe and successful execution of waterborne operations.

CONDITION: Given a mission, commander's intent, assignment as a combat dive pair within a recon team, required equipment, and while wearing a fighting load.

STANDARD: By maintaining contact with your dive buddy at all times and reacting appropriately to the situation.

EVENT COMPONENTS:

1. Deploy from launch platform.
2. Maintain contact with dive buddy.
3. Communicate, as required.
4. Maintain positive control of weapon and equipment.
5. Execute mission.
6. React appropriately to emergencies.
7. Surface and recover when mission complete.

REFERENCES:

1. MCO 3150.4 Diving Policy and Administration
2. MCRP 3-11.3A Special Forces Waterborne Operations (TC 31-25)
3. MCRP 3-35.9A Multi-Service Tactics, Techniques, and Procedures for military diving operations
4. MCWP 2-25 Ground Reconnaissance Operations
5. SS521-AG-PRO-010 United States Navy Dive Manual

SUPPORT REQUIREMENTS:

RANGE/TRAINING AREA: Facility Code 17411 Maneuver/Training Area,
Amphibious Forces

MISCELLANEOUS:

ADMINISTRATIVE INSTRUCTIONS: 1. Safety diver must be present. 2. Ensure all safety precautions are adhered to when performing this task. 3. Divers must have day/night signaling device. 4. Divers conducting night dives will be marked with appropriate illumination. 5. This type of training is classified as high risk training, refer to OPNAVINST 1500.75. 6. For surf safety considerations, refer to COMNAVSURFPAC/COMNAVSURFLANT INSTRUCTION 3840.1B.

RECNSURV-3001: Execute Surveillance

SUPPORTED MET(S): None

EVALUATION-CODED: NO

SUSTAINMENT INTERVAL: 6 months

CONDITION: Given a mission, commander's intent, assignment as the OP Team or Leaders Recon Element within a recon team, and required equipment.

STANDARD: By clandestinely observing an area of interest while recording and reporting the information to satisfy intelligence requirements.

EVENT COMPONENTS:

1. Establish OP.
2. Maintain security.
3. Maintain noise and light discipline.
4. Conduct observation.
5. Identify items of intelligence value.
6. Record items of intelligence value.
7. Maintain an OP log.
8. Produce and validate Level I Intelligence Reports, as required.
9. Conduct information exchange as needed with the ORP/ hide site.

REFERENCES:

1. FM 3-05.204 Special Forces Special Reconnaissance
2. FM 31-20-5 Special Reconnaissance Tactics, Techniques and Procedures for Special Forces
3. M350-6 Special Operations Infiltration/Exfiltration Operations
4. MCWP 2-25 Ground Reconnaissance Operations
5. MCWP 3-11.3 Scouting and Patrolling

SUPPORT REQUIREMENTS:

RANGE/TRAINING AREA:

Facility Code 17413 Field Training Area
Facility Code 17420 Maneuver/Training Area, Heavy Forces
Facility Code 17962 MOUT Collective Training Facility (Small)
Facility Code 17963 MOUT Collective Training Facility (Large)

EQUIPMENT: Sniper hide kit, telescoping poles, c-clamps, wall anchors, ghillie suits, smocks, veils, spring clamps, shoe goo, e-tool, rope saw

MATERIAL: Adhesives, various color felts, various color screens, sand bags, PVC pipe and fittings, garbage bags, 550 cord, tubular nylon, riggers tape, tent poles, burlap, and chicken wire, netting or mesh, canvas, garnish (jute, burlap, etc.) sewing materials, dyes, and paints.

RECNSURV-3002: Conduct combat profiling

SUPPORTED MET(S): None

EVALUATION-CODED: NO

SUSTAINMENT INTERVAL: 6 months

CONDITION: Given a mission, commander's intent, assignment as the OP Team or Leaders Recon Element within a recon team, and required equipment.

STANDARD: By clandestinely observing an area of interest and by identifying anomalies.

EVENT COMPONENTS:

1. Establish security.
2. Observe an area.
3. Establish a baseline.
4. Detect anomalies.
5. Determine if the anomaly is a threat.

REFERENCES:

1. FM 3-05.204 Special Forces Special Reconnaissance
2. FM 31-20-5 Special Reconnaissance Tactics, Techniques and Procedures for Special Forces
3. M350-6 Special Operations Infiltration/Exfiltration Operations
4. MCWP 2-25 Ground Reconnaissance Operations
5. MCWP 3-11.3 Scouting and Patrolling

SUPPORT REQUIREMENTS:

RANGE/TRAINING AREA:

- Facility Code 17413 Field Training Area
 - Facility Code 17420 Maneuver/Training Area, Heavy Forces
 - Facility Code 17962 MOUT Collective Training Facility (Small)
 - Facility Code 17963 MOUT Collective Training Facility (Large)
-

RECEN-SURV-3003: Prepare a Sketch Kit

SUPPORTED MET(S): None

EVALUATION-CODED: NO **SUSTAINMENT INTERVAL:** 1 month

DESCRIPTION: The photo/sketch team will conduct all sketching during operations.

CONDITION: Given a mission, area of operations, and required equipment while acting as a photo/sketch team.

STANDARD: By ensuring that the unit is prepared to produce sketches to meet operational requirements and in a timeline established by the commander.

EVENT COMPONENTS:

1. Conduct mission analysis.
2. Select appropriate equipment needed to accomplish the mission.
3. Submit logistical support request to the team leader.
4. Conduct operational checks and inspection of all equipment.
5. Conduct rehearsals.
6. Prepare equipment for operation.

REFERENCES:

1. The Complete Book of U.S. Sniping Peter R. Senich
2. FM 3-05.222 U.S. Army Special Forces Sniper Training and Employment
3. FMFM 1-3B Sniping
4. MCWP 2-25 Ground Reconnaissance Operations
5. MCWP 3-15.3 Scout Sniping

SUPPORT REQUIREMENTS:

MATERIAL: Pens, Pencils, Erasers, Map Pens, 550 Cord, Protractor, Compass, Map, Ruler, stencils, case

RECN-SURV-3004: Conduct Sketching during Combat Operations

SUPPORTED MET(S): None

EVALUATION-CODED: NO

SUSTAINMENT INTERVAL: 6 months

DESCRIPTION: The photo/sketch team will conduct all sketching during operations.

CONDITION: Given a mission, area of operations, and required equipment while acting as a photo/sketch team.

STANDARD: By producing sketches to meet operational requirements and in a timeline established by the commander.

EVENT COMPONENTS:

1. Conduct mission analysis.
2. Select appropriate equipment needed to accomplish the mission.
3. Prepare Range Cards, as required.
4. Prepare Sniper Range Cards, as required.
5. Prepare Panoramic Sketches, as required.
6. Prepare Military Sketches, as required.
7. Prepare Fire Plan Sketches, as required.

REFERENCES:

1. The Complete Book of U.S. Sniping Peter R. Senich
2. FM 3-05.222 U.S. Army Special Forces Sniper Training and Employment
3. FMFM 1-3B Sniping
4. MCWP 2-25 Ground Reconnaissance Operations
5. MCWP 3-15.3 Scout Sniping

SUPPORT REQUIREMENTS:

RANGE/TRAINING AREA:

Facility Code 17413 Field Training Area
Facility Code 17420 Maneuver/Training Area, Heavy Forces
Facility Code 17962 MOUT Collective Training Facility (Small)
Facility Code 17963 MOUT Collective Training Facility (Large)

MATERIAL: Pens, Pencils, Erasers, Map Pens, 550 Cord, Protractor, Compass, Map, Ruler

RECN-WPNS-3001: Maintain a Personal Sniper Marksmanship Data Book

SUPPORTED MET(S): None

EVALUATION-CODED: NO

SUSTAINMENT INTERVAL: 6 months

CONDITION: Given a personal sniper marksmanship data book while assigned as a member of a sniper element within a recon team.

STANDARD: By accurately recording information on the conditions before, during, and after engagements.

EVENT COMPONENTS:

1. Record sniper weapon system baseline data.
2. Record atmospheric.
3. Record target information.
4. Record shot conditions.
5. Record shot results.
6. Record amplifying remarks.

REFERENCES:

1. Basic Optics Brown, Earl B.
2. The Accurate Rifle Warren Page
3. The Complete Book of U.S. Sniping Peter R. Senich
4. FMFM 1-3B Sniping
5. MCWP 3-15.3 Scout Sniping
6. TC 23-14 Sniper training and employment
7. TM 09629B-10/1A SASR M107 .50 Cal Rifle

SUPPORT REQUIREMENTS:

RANGE/TRAINING AREA: Facility Code 17330 Covered Training Area

ROOMS/BUILDINGS: Classroom.

MATERIAL: Targets (E-silhouette cardboard 20 x 40), paper refaces, 2x4s, anti material targets, adhesive spray, socket set (metric, standard), and score sheet.

MISCELLANEOUS:

ADMINISTRATIVE INSTRUCTIONS: Personnel to be trained must be a graduate of the Marine Corps Basic Scout Sniper Course.

SPECIAL PERSONNEL CERTS: MOS 0317

REC-3002: Perform sniper observer duties

SUPPORTED MET(S): None

EVALUATION-CODED: NO

SUSTAINMENT INTERVAL: 6 months

CONDITION: Given a primary shooter, sniper weapons system, night vision device, thermal vision device, long range thermal, all weather sniper data book, handheld computer with ballistic software, laser designator, pocket weather station, spotting scope with night vision capability, precision laser range finder with night vision capability, stable shooting platform, and match ammunition while assigned as a member of a sniper element within a recon team.

STANDARD: By effectively aiding the sniper in determining target location and identification, atmospheric, target speed, target range, angle to target, ammunition reloading, trace of the round, and security.

EVENT COMPONENTS:

1. Locate and identify the target.
2. Determine range to target.
3. Prepare sniper range card
4. Measure atmospheric.
5. Determine target speed.
6. Determine angle to target.
7. Operate the handheld computer with ballistic software to determine windage and elevation holds.
8. Perform sniper observer dialogue.
9. Illuminate target if necessary.
10. Follow trace of the round.
11. Determine second shot corrections if needed.
12. Observe impacts and assess the target condition.
13. Aid in ammunition reloading.
14. Record information in the data book.
15. Maintain security.

REFERENCES:

1. Basic Optics Brown, Earl B.
2. The Accurate Rifle Warren Page
3. The Complete Book of U.S. Sniping Peter R. Senich
4. FMFM 1-3B Sniping
5. MCWP 2-25 Ground Reconnaissance Operations
6. MCWP 3-15.3 Scout Sniping
7. SOFWEP-06-GTRS-0522-00 MK-12
8. SOFWEP-370-BE-TRS-010 MK-15
9. SW370-CD-OMP-101 REV 00 (MK-13) MK-13
10. TM 05539D-24&P/2 M40A3 SNIPER RIFLE
11. TM 09629B-10/1A SASR M107 .50 Cal Rifle
12. TM 11272A-OI MK-11 MOD 1
13. TM 11473A-OR/1 Enhanced Marksman Rifle

SUPPORT REQUIREMENTS:

ORDNANCE:

<u>DODIC</u>	<u>Quantity</u>
A059 Cartridge, 5.56mm Ball M855 10/Clip	20 cartridges per weapon
A606 Cartridge, Caliber .50 API MK211 Mod	20 cartridges per weapon
AA11 Cartridge, 7.62mm Long Range M118 LR	20 cartridges per weapon

RANGE/TRAINING AREA:

Facility Code 17560 Sniper Field-Fire Range
Facility Code 17561 Automated Sniper Field Fire Range

ROOMS/BUILDINGS: Classroom.

EQUIPMENT: appropriate hearing protection.

MATERIAL: Targets (E-silhouette cardboard 20 x 40), paper refaces, 2x4s, steel targets (Larue style auto reset targets, 4inch, 6inch, 8 inch, 12 inch, Half/Full IPSC targets), colored spray paint, data book, stapler, staples, target stands, adhesive spray, Socket set (metric, standard), batteries, flashlight, IR/ green Chem lite, riggers tape, 550 cord, white pasties, BZO targets, and heat packages for targets.

UNITS/PERSONNEL: 0317, 2112, RSO, OIC

MISCELLANEOUS:

ADMINISTRATIVE INSTRUCTIONS: Personnel to be trained must be a graduate of the Marine Corps Basic Scout Sniper Course. Adhere to military installation base range regulations.

SPECIAL PERSONNEL CERTS: MOS 0317, MOS 2112

RECN-WPNS-3003: Determine Cold Bore impact with a sniper weapon

SUPPORTED MET(S): None

EVALUATION-CODED: NO **SUSTAINMENT INTERVAL:** 6 months

CONDITION: Given a sniper weapons system, all weather sniper data book, and handheld computer with ballistic software, pocket weather station, observer, precision laser range finder, spotting scope, stable shooting platform, and match ammunition while assigned as a member of a sniper element within a recon team.

STANDARD: By achieving impacts within one minute of angle from point of aim.

EVENT COMPONENTS:

1. Prepare and baseline the sniper weapon system to the individual shooter.
2. Confirm sniper weapon system zero.
3. Conduct normal cleaning regimen on the sniper weapon system.
4. Place scope on initial elevation, windage, fine tune settings and proper parallax.
5. Perform sniper observer dialogue.
6. Assume a supported firing position.

7. Engage target.
8. Observe impacts and record cold bore data in the data book.

REFERENCES:

1. Basic Optics Brown, Earl B.
2. The Accurate Rifle Warren Page
3. The Complete Book of U.S. Sniping Peter R. Senich
4. FMFM 1-3B Sniping
5. MCWP 2-25 Ground Reconnaissance Operations
6. MCWP 3-15.3 Scout Sniping
7. SOFWEP-06-GTRS-0522-00 MK-12
8. SOFWEP-370-BE-TRS-010 MK-15
9. SW370-CD-OMP-101 REV 00 (MK-13) MK-13
10. TM 05539D-24&P/2 M40A3 SNIPER RIFLE
11. TM 09629B-10/1A SASR M107 .50 Cal Rifle
12. TM 11272A-OI MK-11 MOD 1
13. TM 11473A-OR/1 Enhanced Marksman Rifle

SUPPORT REQUIREMENTS:

ORDNANCE:

<u>DODIC</u>	<u>Quantity</u>
A059 Cartridge, 5.56mm Ball M855 10/Clip	5 cartridges per weapon
A606 Cartridge, Caliber .50 API MK211 Mod	5 cartridges per weapon
AA11 Cartridge, 7.62mm Long Range M118 LR	5 cartridges per weapon

RANGE/TRAINING AREA:

Facility Code 17560 Sniper Field-Fire Range
Facility Code 17561 Automated Sniper Field Fire Range

ROOMS/BUILDINGS: Classroom.

EQUIPMENT: appropriate hearing protection.

MATERIAL: Targets (E-silhouette cardboard 20 x 40), paper refaces, 2x4s, data book, stapler, staples, target stands, adhesive spray, and cold bore target.

MISCELLANEOUS:

ADMINISTRATIVE INSTRUCTIONS: Personnel to be trained must be a graduate of the Marine Corps Basic Scout Sniper Course. Adhere to military installation base range regulations.

SPECIAL PERSONNEL CERTS: MOS 0317, MOS 2112

REC- WPNS-3004: Qualify with the Anti-Personnel Sniper Weapon System at Known Distances

SUPPORTED MET(S): None

EVALUATION-CODED: NO

SUSTAINMENT INTERVAL: 6 months

CONDITION: Given a sniper weapons system, all weather sniper data book, and handheld computer with ballistic software, pocket weather station, observer, spotting scope, required equipment, stable shooting platform, and match ammunition while assigned as a member of a sniper element within a recon team.

STANDARD: By achieving 80% cumulative score for the qualification event.

EVENT COMPONENTS:

1. Prepare and baseline the sniper weapon system to the individual shooter.
2. Determine range to targets.
3. Prepare sniper range card.
4. Measure atmospheric, angle, and altitude.
5. Calculate correct hold for windage and elevation.
6. Perform sniper observer dialogue.
7. Place scope on correct elevation, windage, fine tune settings and proper parallax.
8. Assume a supported firing position.
9. Engage (2) targets placed within 50-125 yards with a maximum size of (2) MOA.
10. Engage (1) target placed between 125-225 yards with a maximum size of (2) MOA.
11. Engage (2) targets placed between 225-400 yards with a maximum size of (2) MOA.
12. Engage (2) targets placed between 400-600 yards with a maximum size of (2) MOA.
13. Engage (2) targets placed between 600-900 yards with a maximum size of 18 width 30 height.
14. Observe impacts and record information in the data book.

REFERENCES:

1. Basic Optics Brown, Earl B.
2. The Accurate Rifle Warren Page
3. The Complete Book of U.S. Sniping Peter R. Senich
4. FMFM 1-3B Sniping
5. MCWP 3-15.3 Scout Sniping
6. SOFWEP-06-GTRS-0522-00 MK-12
7. SOFWEP-370-BE-TRS-010 MK-15
8. SW370-CD-OMP-101 REV 00 (MK-13) MK-13
9. TC 23-14 Sniper training and employment
10. TM 05539D-24&P/2 M40A3 SNIPER RIFLE
11. TM 11272A-OI MK-11 MOD 1
12. TM 11473A-OR/1 Enhanced Marksman Rifle

SUPPORT REQUIREMENTS:

ORDNANCE:

<u>DODIC</u>	<u>Quantity</u>
A059 Cartridge, 5.56mm Ball M855 10/Clip	20 cartridges per weapon
AA11 Cartridge, 7.62mm Long Range M118 LR	20 cartridges per weapon

RANGE/TRAINING AREA:

Facility Code 17560 Sniper Field-Fire Range
Facility Code 17561 Automated Sniper Field Fire Range

Facility Code 17963 MOUT Collective Training Facility (Large)

EQUIPMENT: appropriate hearing protection and stop watch.

MATERIAL: Targets (E-silhouette cardboard 20 x 40), paper refaces, 2x4s, steel targets (Larue style auto reset targets, 4inch, 6inch, 8 inch, 12 inch, gongs, Half/Full IPSC targets), colored spray paint, data book, stapler, staples, target stands, adhesive spray, Socket set (metric, standard), and score sheet.

UNITS/PERSONNEL: 0317, 2112.

MISCELLANEOUS:

ADMINISTRATIVE INSTRUCTIONS: Personnel to be trained must be a graduate of the Marine Corps Basic Scout Sniper Course. Adhere to military installation base range regulations. Qualification course is as follows: 1. Shooters must construct a range card prior to shooting. 2. Shooters will be informed of the engagement order. 3. There is a maximum of (2) shots allowed per target. 4. (5) Five points for a first round hit, (3) points for a second round hit. 5. Observer will observe through the spotting scope. 6. Targets not engaged in the correct order are scored as a miss. 7. Targets not engaged in the time limit are scored as a miss. 8. (180) seconds is the maximum amount of time allowed for this qualification. 9. Malfunctions not properly cleared will be scored as a miss. 10. Total possible points are 45. This task is to be conducted day and night during all weather conditions.

SPECIAL PERSONNEL CERTS: MOS 0317, RSO, and OIC.

RECN-WPNS-3005: Qualify with the Anti-Materiel Sniper Weapon System at Known Distances

SUPPORTED MET(S): None

EVALUATION-CODED: NO

SUSTAINMENT INTERVAL: 1 month

CONDITION: Given a sniper weapons system, all weather sniper data book, and handheld computer with ballistic software, pocket weather station, observer, spotting scope, required equipment, stable shooting platform, and match ammunition while assigned as a member of a sniper element within a recon team.

STANDARD: By achieving 80% cumulative score for the qualification event.

EVENT COMPONENTS:

1. Prepare and baseline the sniper weapon system to the individual shooter.
2. Determine range to targets.
3. Prepare sniper range card.
4. Measure atmospheric, angle, and altitude.
5. Calculate correct hold for windage and elevation.
6. Perform sniper observer dialogue.

7. Place scope on correct elevation, windage, fine tune settings and proper parallax.
8. Assume a supported firing position.
9. Engage (2) targets placed within 300-500 yards with a maximum size of (2) MOA.
10. Engage (1) target placed between 500-750 yards with a maximum size of (2) MOA.
11. Engage (2) targets placed between 750-1000 yards with a maximum size of (2) MOA.
12. Engage (3) targets placed between 1000-1500 yards with a maximum size of (3) MOA.
13. Engage (1) target placed between 1500-2000 yards with a maximum size of 2 MOA.
14. Observe impacts and record information in the data book.

REFERENCES:

1. Basic Optics Brown, Earl B.
2. The Accurate Rifle Warren Page
3. The Complete Book of U.S. Sniping Peter R. Senich
4. FMFM 1-3B Sniping
5. MCWP 3-15.3 Scout Sniping
6. TC 23-14 Sniper training and employment
7. TM 09629B-10/1A SASR M107 .50 Cal Rifle

SUPPORT REQUIREMENTS:

ORDNANCE:

<u>DODIC</u>	<u>Quantity</u>
A606 Cartridge, Caliber .50 API MK211 Mod	50 cartridges per weapon

RANGE/TRAINING AREA:

Facility Code 17560 Sniper Field-Fire Range
Facility Code 17561 Automated Sniper Field Fire Range

EQUIPMENT: appropriate hearing protection and stop watch.

MATERIAL: Targets (E-silhouette cardboard 20 x 40), paper refaces, 2x4s, anti material targets, adhesive spray, socket set (metric, standard), and score sheet.

MISCELLANEOUS:

ADMINISTRATIVE INSTRUCTIONS: Personnel to be trained must be a graduate of the Marine Corps Basic Scout Sniper Course. Adhere to military installation base range regulations. Qualification course is as follows:
1. Shooters must construct a range card prior to shooting. 2. Shooters will be informed of the engagement order. 3. There is a maximum of (2) shots allowed per target. 4. (5) Five points for a first round hit, (3) points for a second round hit. 5. Observer will observe through the spotting scope. 6. Targets not engaged in the correct order are scored as a miss. 7. Targets not engaged in the time limit are scored as a miss. 8. (360) seconds is the maximum amount of time allowed for this qualification. 9. Malfunctions not properly cleared will be scored as a miss. 10. Total possible points are 45. This task is to be conducted day

and night during all weather conditions.

SPECIAL PERSONNEL CERTS: MOS 0317, RSO, and OIC.

RECN-WPNS-3006: Engage targets using Reticle holds with a sniper weapon

SUPPORTED MET(S): None

EVALUATION-CODED: NO

SUSTAINMENT INTERVAL: 6 months

CONDITION: Given a sniper weapons system, all weather sniper data book, and handheld computer with ballistic software, pocket weather station, observer, spotting scope, precision laser range finder, stable shooting platform, and match ammunition while assigned as a member of a sniper element within a recon team.

STANDARD: By achieving impacts within the designated kill zone for the target out to the maximum effective range of the sniper weapon system within the time allotted.

EVENT COMPONENTS:

1. Prepare and baseline the sniper weapon system to the individual shooter.
2. Determine range to target.
3. Prepare sniper range card.
4. Measure atmospheric, angle, and altitude.
5. Calculate correct hold for windage and elevation.
6. Hold the appropriate reference point on the reticle.
7. Assume a supported firing position.
8. Engage targets.
9. Reengage targets as necessary.
10. Observe impacts and record information in the data book.

REFERENCES:

1. Basic Optics Brown, Earl B.
2. The Accurate Rifle Warren Page
3. The Complete Book of U.S. Sniping Peter R. Senich
4. FMFM 1-3B Sniping
5. MCWP 2-25 Ground Reconnaissance Operations
6. MCWP 3-15.3 Scout Sniping
7. SOFWEP-06-GTRS-0522-00 MK-12
8. SOFWEP-370-BE-TRS-010 MK-15
9. SW370-CD-OMP-101 REV 00 (MK-13) MK-13
10. TM 05539D-24&P/2 M40A3 SNIPER RIFLE
11. TM 09629B-10/1A SASR M107 .50 Cal Rifle
12. TM 11272A-OI MK-11 MOD 1
13. TM 11473A-OR/1 Enhanced Marksman Rifle

SUPPORT REQUIREMENTS:

ORDNANCE:

<u>DODIC</u>	<u>Quantity</u>
A059 Cartridge, 5.56mm Ball M855 10/Clip	20 cartridges per weapon

A606 Cartridge, Caliber .50 API MK211 Mod 20 cartridges per weapon
AA11 Cartridge, 7.62mm Long Range M118 LR 20 cartridges per weapon

RANGE/TRAINING AREA:

Facility Code 17560 Sniper Field-Fire Range
Facility Code 17561 Automated Sniper Field Fire Range

ROOMS/BUILDINGS: Classroom.

EQUIPMENT: appropriate hearing protection and stop watch.

MATERIAL: Targets (E-silhouette cardboard 20 x 40), paper refaces, 2x4s, steel targets (Larue style auto reset targets, 4inch, 6inch, 8 inch, 12 inch, Half/Full IPSC targets), colored spray paint, data book, stapler, staples, target stands, adhesive spray, Socket set (metric, standard).

UNITS/PERSONNEL: 0317, 2112, RSO, OIC

MISCELLANEOUS:

ADMINISTRATIVE INSTRUCTIONS: Personnel to be trained must be a graduate of the Marine Corps Basic Scout Sniper Course. Adhere to military installation base range regulations. Require ranges that have programmable targets that can record impacts. Course of fire is as follows: 1. Maximum of 2 shots per target. 2. Maximum target size (1.5) minutes of angle for the target out to the maximum effective range of the sniper weapon system. 3. Maximum time allotted is 20 seconds per target. This task is to be conducted day and night during all weather conditions.

SPECIAL PERSONNEL CERTS: MOS 0317, MOS 2112

RECN-WPNS-3007: Qualify with the Anti-Personnel Sniper Weapon System at Unknown Distances

SUPPORTED MET(S): None

EVALUATION-CODED: NO

SUSTAINMENT INTERVAL: 6 months

CONDITION: Given a sniper weapons system, all weather sniper data book, and handheld computer with ballistic software, pocket weather station, observer, spotting scope, required equipment, stable shooting platform, and match ammunition while assigned as a member of a sniper element within a recon team.

STANDARD: By achieving 80% cumulative score for the qualification event.

EVENT COMPONENTS:

1. Prepare and baseline the sniper weapon system to the individual shooter.
2. Determine range to targets.
3. Prepare sniper range card.
4. Measure atmospheric, angle, and altitude.
5. Calculate correct hold for windage and elevation.

6. Perform sniper observer dialogue.
7. Place scope on correct elevation, windage, fine tune settings and proper parallax.
8. Assume a supported firing position.
9. Engage (2) targets placed within 50-125 yards with a maximum size of (2) MOA.
10. Engage (1) target placed between 125-225 yards with a maximum size of (2) MOA.
11. Engage (2) targets placed between 225-400 yards with a maximum size of (2) MOA.
12. Engage (2) targets placed between 400-600 yards with a maximum size of (2) MOA.
13. Engage (2) targets placed between 600-900 yards with a maximum size of 18 width 30 height.
14. Observe impacts and record information in the data book.

REFERENCES:

1. Basic Optics Brown, Earl B.
2. The Accurate Rifle Warren Page
3. The Complete Book of U.S. Sniping Peter R. Senich
4. FMFM 1-3B Sniping
5. MCWP 3-15.3 Scout Sniping
6. SOFWEP-06-GTRS-0522-00 MK-12
7. SOFWEP-370-BE-TRS-010 MK-15
8. SW370-CD-OMP-101 REV 00 (MK-13) MK-13
9. TC 23-14 Sniper training and employment
10. TM 05539D-24&P/2 M40A3 SNIPER RIFLE
11. TM 11272A-OI MK-11 MOD 1
12. TM 11473A-OR/1 Enhanced Marksman Rifle

SUPPORT REQUIREMENTS:

ORDNANCE:

<u>DODIC</u>	<u>Quantity</u>
A059 Cartridge, 5.56mm Ball M855 10/Clip	20 cartridges per weapon
AA11 Cartridge, 7.62mm Long Range M118 LR	20 cartridges per weapon

RANGE/TRAINING AREA:

Facility Code 17560 Sniper Field-Fire Range
Facility Code 17561 Automated Sniper Field Fire Range
Facility Code 17963 MOUT Collective Training Facility (Large)

EQUIPMENT: Appropriate hearing protection and stop watch.

MATERIAL: Targets (E-silhouette cardboard 20 x 40), paper refaces, 2x4s, steel targets (Larue style auto reset targets, 4inch, 6inch, 8 inch, 12 inch, gongs, Half/Full IPSC targets), colored spray paint, data book, stapler, staples, target stands, adhesive spray, Socket set (metric, standard), and score sheet.

UNITS/PERSONNEL: 0317, 2112.

MISCELLANEOUS:

ADMINISTRATIVE INSTRUCTIONS: Personnel to be trained must be a graduate of the Marine Corps Basic Scout Sniper Course. Adhere to military installation base range regulations. Qualification course is as follows:
1. Shooters must construct a range card prior to shooting. 2. Shooters will be informed of the engagement order. 3. There is a maximum of (2) shots allowed per target. 4. (5) Five points for a first round hit, (3) points for a second round hit. 5. Observer will observe through the spotting scope. 6. Targets not engaged in the correct order are scored as a miss. 7. Targets not engaged in the time limit are scored as a miss. 8. (180) seconds is the maximum amount of time allowed for this qualification. 9. Malfunctions not properly cleared will be scored as a miss. 10. Total possible points are 45. This task is to be conducted day and night during all weather conditions.

SPECIAL PERSONNEL CERTS: MOS 0317, RSO, and OIC.

REC-N-WPNS-3008: Qualify with the Anti-Materiel Sniper Weapon System at Unknown Distances

SUPPORTED MET(S): None

EVALUATION-CODED: NO

SUSTAINMENT INTERVAL: 6 months

CONDITION: Given a sniper weapons system, all weather sniper data book, and handheld computer with ballistic software, pocket weather station, observer, spotting scope, required equipment, stable shooting platform, and match ammunition while assigned as a member of a sniper element within a recon team.

STANDARD: By achieving 80% cumulative score for the qualification event.

EVENT COMPONENTS:

1. Prepare and baseline the sniper weapon system to the individual shooter.
2. Determine range to targets.
3. Prepare sniper range card.
4. Measure atmospheric, angle, and altitude.
5. Calculate correct hold for windage and elevation.
6. Perform sniper observer dialogue.
7. Place scope on correct elevation, windage, fine tune settings and proper parallax.
8. Assume a supported firing position.
9. Engage (2) targets placed within 300-500 yards with a maximum size of (2) MOA.
10. Engage (1) target placed between 500-750 yards with a maximum size of (2) MOA.
11. Engage (2) targets placed between 750-1000 yards with a maximum size of (2) MOA.
12. Engage (3) targets placed between 1000-1500 yards with a maximum size of (3) MOA.
13. Engage (1) target placed between 1500-2000 yards with a maximum size of 2 MOA.
14. Observe impacts and record information in the data book.

REFERENCES:

1. Basic Optics Brown, Earl B.
2. The Accurate Rifle Warren Page
3. The Complete Book of U.S. Sniping Peter R. Senich
4. FMFM 1-3B Sniping
5. MCWP 3-15.3 Scout Sniping
6. TC 23-14 Sniper training and employment
7. TM 09629B-10/1A SASR M107 .50 Cal Rifle

SUPPORT REQUIREMENTS:

ORDNANCE:

<u>DODIC</u>	<u>Quantity</u>
A606 Cartridge, Caliber .50 API MK211 Mod	50 cartridges per weapon

RANGE/TRAINING AREA:

Facility Code 17560 Sniper Field-Fire Range
Facility Code 17561 Automated Sniper Field Fire Range

EQUIPMENT: Appropriate hearing protection and stop watch.

MATERIAL: Targets (E-silhouette cardboard 20 x 40), paper refaces, 2x4s, anti material targets, adhesive spray, socket set (metric, standard), and score sheet.

UNITS/PERSONNEL: 0317, 2112.

MISCELLANEOUS:

ADMINISTRATIVE INSTRUCTIONS: Personnel to be trained must be a graduate of the Marine Corps Basic Scout Sniper Course. Adhere to military installation base range regulations. Qualification course is as follows:
1. Shooters must construct a range card prior to shooting. 2. Shooters will be informed of the engagement order. 3. There is a maximum of (2) shots allowed per target. 4. (5) Five points for a first round hit, (3) points for a second round hit. 5. Observer will observe through the spotting scope. 6. Targets not engaged in the correct order are scored as a miss. 7. Targets not engaged in the time limit are scored as a miss. 8. (360) seconds is the maximum amount of time allowed for this qualification. 9. Malfunctions not properly cleared will be scored as a miss. 10. Total possible points are 45. This task is to be conducted day and night during all weather conditions.

SPECIAL PERSONNEL CERTS: MOS 0317, RSO, and OIC.

RECN-WPNS-3009: Engage stationary targets at unknown distances with a sniper weapon

SUPPORTED MET(S): None

EVALUATION-CODED: NO

SUSTAINMENT INTERVAL: 6 months

CONDITION: Given a sniper weapons system, all weather sniper data book, and handheld computer with ballistic software, pocket weather station, observer, spotting scope, precision laser range finder, stable shooting platform, and match ammunition while assigned as a member of a sniper element within a recon team.

STANDARD: By achieving impacts within the designated kill zone for the target out to the maximum effective range of the sniper weapon system within the time allotted.

EVENT COMPONENTS:

1. Prepare and baseline the sniper weapon system to the individual shooter.
2. Prepare sniper range card.
3. Confirm range to target.
4. Measure atmospheric, angle, and altitude.
5. Calculate correct hold for windage and elevation.
6. Perform Sniper Observer Dialogue.
7. Determine the method for engaging targets factoring in the range to the target, acceptable accuracy, and speed of delivering the shot.
8. Assume a supported firing position.
9. Engage target(s).
10. Reengage targets as necessary.
11. Observe impacts and record information in the data book.

REFERENCES:

1. Basic Optics Brown, Earl B.
2. The Accurate Rifle Warren Page
3. The Complete Book of U.S. Sniping Peter R. Senich
4. FMFM 1-3B Sniping
5. MCWP 2-25 Ground Reconnaissance Operations
6. MCWP 3-15.3 Scout Sniping
7. SOFWEP-06-GTRS-0522-00 MK-12
8. SOFWEP-370-BE-TRS-010 MK-15
9. SW370-CD-OMP-101 REV 00 (MK-13) MK-13
10. TM 05539D-24&P/2 M40A3 SNIPER RIFLE
11. TM 09629B-10/1A SASR M107 .50 Cal Rifle
12. TM 11272A-OI MK-11 MOD 1
13. TM 11473A-OR/1 Enhanced Marksman Rifle

SUPPORT REQUIREMENTS:

ORDNANCE:

<u>DODIC</u>	<u>Quantity</u>
A059 Cartridge, 5.56mm Ball M855 10/Clip	40 cartridges per weapon
A606 Cartridge, Caliber .50 API MK211 Mod	40 cartridges per weapon
AA11 Cartridge, 7.62mm Long Range M118 LR	40 cartridges per weapon

RANGE/TRAINING AREA:

Facility Code 17560 Sniper Field-Fire Range
Facility Code 17561 Automated Sniper Field Fire Range

ROOMS/BUILDINGS: Classroom.

EQUIPMENT: Appropriate hearing protection and stop watch.

MATERIAL: Targets (e- silhouette cardboard 20 x 40), paper refaces, 2x4s, steel targets (Larue style auto reset targets, 4inch, 6inch, 8 inch, 12 inch, Half/Full IPSC targets), colored spray paint, data book, stapler, staples, target stands, adhesive spray, Socket set (metric, standard).

UNITS/PERSONNEL: 0317, 2112, RSO, OIC

MISCELLANEOUS:

ADMINISTRATIVE INSTRUCTIONS: Personnel to be trained must be a graduate of the Marine Corps Basic Scout Sniper Course. Adhere to military installation base range regulations. Require ranges that have programmable targets that can record impacts. Course of fire is as follows: 1. Maximum of 2 shots per target. 2. Maximum target size (1.5) minutes of angle for the target out to the maximum effective range of the sniper weapon system. 3. Maximum time allotted is 20 seconds per target. This task is to be conducted day and night during all weather conditions.

SPECIAL PERSONNEL CERTS: MOS 0317, MOS 2112

RECN-WPNS-3010: Engage Limited Exposure Targets at Known Distances with a sniper weapon

SUPPORTED MET(S): None

EVALUATION-CODED: NO

SUSTAINMENT INTERVAL: 6 months

CONDITION: Given a sniper weapons system, all weather sniper data book, and handheld computer with ballistic software, pocket weather station, observer, spotting scope, precision laser range finder, stable shooting platform, and match ammunition while assigned as a member of a sniper element within a recon team.

STANDARD: By achieving impacts within the designated kill zone for the target out to the maximum effective range of the sniper weapon system within the time allotted.

EVENT COMPONENTS:

1. Prepare and baseline the sniper weapon system to the individual shooter.
2. Prepare sniper range card.
3. Confirm range to target.
4. Measure atmospheric, angle, and altitude.
5. Calculate correct hold for windage and elevation.
6. Perform Sniper Observer Dialogue.
7. Determine the method for engaging targets factoring in the range to the target, acceptable accuracy, and speed of delivering the shot.
8. Assume a supported firing position.
9. Engage target(s) during their exposure period.
10. Reengage targets as necessary.
11. Observe impacts and record information in the data book.

REFERENCES:

1. Basic Optics Brown, Earl B.
2. The Accurate Rifle Warren Page
3. The Complete Book of U.S. Sniping Peter R. Senich
4. FMFM 1-3B Sniping
5. MCWP 2-25 Ground Reconnaissance Operations
6. MCWP 3-15.3 Scout Sniping
7. SOFWEP-06-GTRS-0522-00 MK-12
8. SOFWEP-370-BE-TRS-010 MK-15
9. SW370-CD-OMP-101 REV 00 (MK-13) MK-13
10. TM 05539D-24&P/2 M40A3 SNIPER RIFLE
11. TM 09629B-10/1A SASR M107 .50 Cal Rifle
12. TM 11272A-OI MK-11 MOD 1
13. TM 11473A-OR/1 Enhanced Marksman Rifle

SUPPORT REQUIREMENTS:

ORDNANCE:

<u>DODIC</u>	<u>Quantity</u>
A059 Cartridge, 5.56mm Ball M855 10/Clip	50 cartridges per weapon
A606 Cartridge, Caliber .50 API MK211 Mod	50 cartridges per weapon
AA11 Cartridge, 7.62mm Long Range M118 LR	50 cartridges per weapon

RANGE/TRAINING AREA:

Facility Code 17560 Sniper Field-Fire Range
Facility Code 17561 Automated Sniper Field Fire Range

ROOMS/BUILDINGS: Classroom.

EQUIPMENT: Appropriate hearing protection and stop watch.

MATERIAL: Targets (e- silhouette cardboard 20 x 40), paper refaces, 2x4s, steel targets (Larue style auto reset targets, 4inch, 6inch, 8 inch, 12 inch, Half/Full IPSC targets), colored spray paint, data book, stapler, staples, target stands, adhesive spray, Socket set (metric, standard).

UNITS/PERSONNEL: 0317, 2112, RSO, OIC

MISCELLANEOUS:

ADMINISTRATIVE INSTRUCTIONS: Personnel to be trained must be a graduate of the Marine Corps Basic Scout Sniper Course. Adhere to military installation base range regulations. Require ranges that have programmable targets that can record impacts. Course of fire is as follows: 1. Maximum of 2 shots per target. 2. Maximum target size (1.5) minutes of angle for the target out to the maximum effective range of the sniper weapon system. 3. Maximum time allotted is 5 seconds per exposure. This task is to be conducted day and night during all weather conditions.

SPECIAL PERSONNEL CERTS: MOS 0317, MOS 2112

RECEN-WPNS-3011: Engage limited exposure targets at unknown distances with a sniper weapon

SUPPORTED MET(S): None

EVALUATION-CODED: NO SUSTAINMENT INTERVAL: 6 months

CONDITION: Given a sniper weapons system, all weather sniper data book, and handheld computer with ballistic software, pocket weather station, observer, spotting scope, precision laser range finder, stable shooting platform, and match ammunition while assigned as a member of a sniper element within a recon team.

STANDARD: By achieving impacts within the designated kill zone for the target out to the maximum effective range of the sniper weapon system within the time allotted.

EVENT COMPONENTS:

1. Prepare and baseline the sniper weapon system to the individual shooter.
2. Prepare sniper range card.
3. Confirm range to target.
4. Measure atmospheric, angle, and altitude.
5. Calculate correct hold for windage and elevation.
6. Perform Sniper Observer Dialogue.
7. Determine the method for engaging targets factoring in the range to the target, acceptable accuracy, and speed of delivering the shot.
8. Assume a supported firing position.
9. Engage target(s) during their exposure period.
10. Reengage targets as necessary.
11. Observe impacts and record information in the data book.

REFERENCES:

1. Basic Optics Brown, Earl B.
2. The Accurate Rifle Warren Page
3. The Complete Book of U.S. Sniping Peter R. Senich
4. FMFM 1-3B Sniping
5. MCWP 2-25 Ground Reconnaissance Operations
6. MCWP 3-15.3 Scout Sniping
7. SOFWEP-06-GTRS-0522-00 MK-12
8. SOFWEP-370-BE-TRS-010 MK-15
9. SW370-CD-OMP-101 REV 00 (MK-13) MK-13
10. TM 05539D-24&P/2 M40A3 SNIPER RIFLE
11. TM 09629B-10/1A SASR M107 .50 Cal Rifle
12. TM 11272A-OI MK-11 MOD 1
13. TM 11473A-OR/1 Enhanced Marksman Rifle

SUPPORT REQUIREMENTS:

ORDNANCE:

<u>DODIC</u>	<u>Quantity</u>
A059 Cartridge, 5.56mm Ball M855 10/Clip	20 cartridges per weapon
A606 Cartridge, Caliber .50 API MK211 Mod	20 cartridges per weapon
AA11 Cartridge, 7.62mm Long Range M118 LR	20 cartridges per weapon

RANGE/TRAINING AREA:

Facility Code 17560 Sniper Field-Fire Range
Facility Code 17561 Automated Sniper Field Fire Range

ROOMS/BUILDINGS: Classroom.

EQUIPMENT: Appropriate hearing protection and stop watch.

MATERIAL: Targets (E-silhouette cardboard 20 x 40), paper refaces, 2x4s, steel targets (Larue style auto reset targets, 4inch, 6inch, 8 inch, 12 inch, Half/Full IPSC targets), colored spray paint, data book, stapler, staples, target stands, adhesive spray, Socket set (metric, standard).

UNITS/PERSONNEL: 0317, 2112, RSO, OIC

MISCELLANEOUS:

ADMINISTRATIVE INSTRUCTIONS: Personnel to be trained must be a graduate of the Marine Corps Basic Scout Sniper Course. Adhere to military installation base range regulations. Require ranges that have programmable targets that can record impacts. Course of fire is as follows: 1. Maximum of 3 shots per target. 2. Maximum target size (1.5) minutes of angle for the target out to the maximum effective range of the sniper weapon system. 3. Maximum time allotted is 10 seconds per target. This task is to be conducted day and night during all weather conditions.

SPECIAL PERSONNEL CERTS: MOS 0317, MOS 2112

RECEN-WPNS-3012: Engage Multiple Targets at Known Distances with a sniper weapon

SUPPORTED MET(S): None

EVALUATION-CODED: NO

SUSTAINMENT INTERVAL: 6 months

CONDITION: Given a sniper weapons system, all weather sniper data book, and handheld computer with ballistic software, pocket weather station, observer, spotting scope, precision laser range finder, stable shooting platform, and match ammunition while assigned as a member of a sniper element within a recon team.

STANDARD: By achieving impacts within the designated kill zone for the target out to the maximum effective range of the sniper weapon system within the time allotted.

EVENT COMPONENTS:

1. Prepare and baseline the sniper weapon system to the individual shooter.
2. Prepare sniper range card.
3. Confirm range to target.
4. Measure atmospheric, angle, and altitude.
5. Calculate correct hold for windage and elevation.
6. Perform Sniper Observer Dialogue.

7. Determine the method for engaging targets factoring in the range to the target, acceptable accuracy, and speed of delivering the shot.
8. Assume a supported firing position.
9. Engage target(s).
10. Reengage targets as necessary.
11. Observe impacts and record information in the data book.

REFERENCES:

1. Basic Optics Brown, Earl B.
2. The Accurate Rifle Warren Page
3. The Complete Book of U.S. Sniping Peter R. Senich
4. FMFM 1-3B Sniping
5. MCWP 2-25 Ground Reconnaissance Operations
6. MCWP 3-15.3 Scout Sniping
7. SOFWEP-06-GTRS-0522-00 MK-12
8. SOFWEP-370-BE-TRS-010 MK-15
9. SW370-CD-OMP-101 REV 00 (MK-13) MK-13
10. TM 05539D-24&P/2 M40A3 SNIPER RIFLE
11. TM 09629B-10/1A SASR M107 .50 Cal Rifle
12. TM 11272A-OI MK-11 MOD 1
13. TM 11473A-OR/1 Enhanced Marksman Rifle

SUPPORT REQUIREMENTS:

ORDNANCE:

<u>DODIC</u>	<u>Quantity</u>
A059 Cartridge, 5.56mm Ball M855 10/Clip	40 cartridges per weapon
A606 Cartridge, Caliber .50 API MK211 Mod	40 cartridges per weapon
AA11 Cartridge, 7.62mm Long Range M118 LR	40 cartridges per weapon

RANGE/TRAINING AREA:

Facility Code 17560 Sniper Field-Fire Range
Facility Code 17561 Automated Sniper Field Fire Range

ROOMS/BUILDINGS: Classroom.

EQUIPMENT: Appropriate hearing protection and stop watch.

MATERIAL: Targets (e- silhouette cardboard 20 x 40), paper refaces, 2x4s, steel targets (Larue style auto reset targets, 4inch, 6inch, 8 inch, 12 inch, Half/Full IPSC targets), colored spray paint, data book, stapler, staples, target stands, adhesive spray, Socket set (metric, standard).

UNITS/PERSONNEL: 0317, 2112, RSO, OIC

MISCELLANEOUS:

ADMINISTRATIVE INSTRUCTIONS: Personnel to be trained must be a graduate of the Marine Corps Basic Scout Sniper Course. Adhere to military installation base range regulations. Require ranges that have programmable targets that can record impacts. Course of fire is as follows: 1. Maximum of 2 shots per target. 2. Maximum target size (1.5) minutes of angle for the target out to the maximum effective range of the sniper weapon system. 3. Maximum time allotted is 20 seconds per target. This

task is to be conducted day and night during all weather conditions.

SPECIAL PERSONNEL CERTS: MOS 0317, MOS 2112

RECEN-WPNS-3013: Engage multiple targets at unknown distances with a sniper weapon

SUPPORTED MET(S): None

EVALUATION-CODED: NO

SUSTAINMENT INTERVAL: 6 months

CONDITION: Given a sniper weapons system, all weather sniper data book, and handheld computer with ballistic software, pocket weather station, observer, spotting scope, precision laser range finder, stable shooting platform, and match ammunition while assigned as a member of a sniper element within a recon team.

STANDARD: By achieving impacts within the designated kill zone for the target out to the maximum effective range of the sniper weapon system within the time allotted.

EVENT COMPONENTS:

1. Prepare and baseline the sniper weapon system to the individual shooter.
2. Prepare sniper range card.
3. Confirm range to target.
4. Measure atmospheric, angle, and altitude.
5. Calculate correct hold for windage and elevation.
6. Perform Sniper Observer Dialogue.
7. Determine the method for engaging targets factoring in the range to the target, acceptable accuracy, and speed of delivering the shot.
8. Assume a supported firing position.
9. Engage target(s).
10. Reengage targets as necessary.
11. Observe impacts and record information in the data book.

REFERENCES:

1. Basic Optics Brown, Earl B.
2. The Accurate Rifle Warren Page
3. The Complete Book of U.S. Sniping Peter R. Senich
4. FMFM 1-3B Sniping
5. MCWP 2-25 Ground Reconnaissance Operations
6. MCWP 3-15.3 Scout Sniping
7. SOFWEP-06-GTRS-0522-00 MK-12
8. SOFWEP-370-BE-TRS-010 MK-15
9. SW370-CD-OMP-101 REV 00 (MK-13) MK-13
10. TM 05539D-24&P/2 M40A3 SNIPER RIFLE
11. TM 09629B-10/1A SASR M107 .50 Cal Rifle
12. TM 11272A-OI MK-11 MOD 1
13. TM 11473A-OR/1 Enhanced Marksman Rifle

SUPPORT REQUIREMENTS:

ORDNANCE:

<u>DODIC</u>	<u>Quantity</u>
A059 Cartridge, 5.56mm Ball M855 10/Clip	20 cartridges per weapon
A606 Cartridge, Caliber .50 API MK211 Mod	20 cartridges per weapon
AA11 Cartridge, 7.62mm Long Range M118 LR	20 cartridges per weapon

RANGE/TRAINING AREA:

Facility Code 17560 Sniper Field-Fire Range
Facility Code 17561 Automated Sniper Field Fire Range

ROOMS/BUILDINGS: Classroom.

EQUIPMENT: appropriate hearing protection and stop watch.

MATERIAL: Targets (E-silhouette cardboard 20 x 40), paper refaces, 2x4s, steel targets (Larue style auto reset targets, 4inch, 6inch, 8 inch, 12 inch, Half/Full IPSC targets), colored spray paint, data book, stapler, staples, target stands, adhesive spray, Socket set (metric, standard).

UNITS/PERSONNEL: 0317, 2112, RSO, OIC

MISCELLANEOUS:

ADMINISTRATIVE INSTRUCTIONS: Personnel to be trained must be a graduate of the Marine Corps Basic Scout Sniper Course. Adhere to military installation base range regulations. Require ranges that have programmable targets that can record impacts. Course of fire is as follows: 1. Maximum of 2 shots per target. 2. Maximum target size (1.5) minutes of angle for the target out to the maximum effective range of the sniper weapon system. 3. Maximum time allotted is 20 seconds per target. This task is to be conducted day and night during all weather conditions.

SPECIAL PERSONNEL CERTS: MOS 0317, MOS 2112

RECN-WPNS-3014: Engage moving targets at unknown distances with a sniper weapon

SUPPORTED MET(S): None

EVALUATION-CODED: NO

SUSTAINMENT INTERVAL: 6 months

CONDITION: Given a sniper weapons system, all weather sniper data book, and handheld computer with ballistic software, pocket weather station, observer, spotting scope, precision laser range finder, stable shooting platform, and match ammunition while assigned as a member of a sniper element within a recon team.

STANDARD: By achieving impacts within the designated kill zone for the target out to the maximum effective range of the sniper weapon system within the time allotted.

EVENT COMPONENTS:

1. Prepare and baseline the sniper weapon system to the individual shooter.
2. Prepare sniper range card.
3. Confirm range to target.
4. Measure atmospheric, angle, and altitude.
5. Calculate correct hold for windage and elevation.
6. Perform Sniper Observer Dialogue.
7. Determine the method for engaging targets factoring in the range to the target, acceptable accuracy, and speed of delivering the shot.
8. Assume a supported firing position.
9. Engage target(s) during their exposure period.
10. Reengage targets as necessary.
11. Observe impacts and record information in the data book.

REFERENCES:

1. Basic Optics Brown, Earl B.
2. The Accurate Rifle Warren Page
3. The Complete Book of U.S. Sniping Peter R. Senich
4. FMFM 1-3B Sniping
5. MCWP 2-25 Ground Reconnaissance Operations
6. MCWP 3-15.3 Scout Sniping
7. SOFWEP-06-GTRS-0522-00 MK-12
8. SOFWEP-370-BE-TRS-010 MK-15
9. SW370-CD-OMP-101 REV 00 (MK-13) MK-13
10. TM 05539D-24&P/2 M40A3 SNIPER RIFLE
11. TM 09629B-10/1A SASR M107 .50 Cal Rifle
12. TM 11272A-OI MK-11 MOD 1
13. TM 11473A-OR/1 Enhanced Marksman Rifle

SUPPORT REQUIREMENTS:

ORDNANCE:

<u>DODIC</u>	<u>Quantity</u>
A059 Cartridge, 5.56mm Ball M855 10/Clip	20 cartridges per weapon
A606 Cartridge, Caliber .50 API MK211 Mod	20 cartridges per weapon
AA11 Cartridge, 7.62mm Long Range M118 LR	20 cartridges per weapon

RANGE/TRAINING AREA:

Facility Code 17560 Sniper Field-Fire Range
Facility Code 17561 Automated Sniper Field Fire Range

ROOMS/BUILDINGS: Classroom.

EQUIPMENT: Appropriate hearing protection and stop watch.

MATERIAL: Targets (e- silhouette cardboard (10, 20) x 40 mounted on 2x4), paper refaces, steel moving targets, spray paint, data book, stapler, staples, adhesive spray, and socket set (metric, standard).

UNITS/PERSONNEL: 0317, 2112, RSO, OIC

MISCELLANEOUS:

ADMINISTRATIVE INSTRUCTIONS: Personnel to be trained must be a graduate of

the Marine Corps Basic Scout Sniper Course. Adhere to military installation base range regulations. Require ranges that have programmable targets that can record impacts. Course of fire is as follows: 1. Maximum of 3 shots per target. 2. Maximum target size (2.0) minutes of angle for the target out to the maximum effective range of the sniper weapon system. 3. Maximum time allotted is 30 seconds per target. This task is to be conducted day and night during all weather conditions.

SPECIAL PERSONNEL CERTS: MOS 0317, MOS 2112

RECEN-WPNS-3015: Engage targets using a night vision device with a sniper weapon

SUPPORTED MET(S): None

EVALUATION-CODED: NO

SUSTAINMENT INTERVAL: 6 months

CONDITION: Given a sniper weapons system, night vision device, laser designator, all weather sniper data book, handheld computer with ballistic software, pocket weather station, observer, and precision laser range finder with night vision capability, spotting scope w/night vision capability, stable shooting platform, and match ammunition while assigned as a member of a sniper element within a recon team.

STANDARD: By achieving impacts within the designated kill zone for the target out to the maximum effective range of the sniper weapon system within the time allotted.

EVENT COMPONENTS:

1. Prepare and baseline the sniper weapon system to the individual shooter.
2. Configure the sniper weapon system for night operations.
3. Zero the night vision device, as required.
4. Determine range to target.
5. Prepare sniper range card.
6. Measure atmospheric, angle, and altitude.
7. Calculate correct hold for windage and elevation.
8. Perform sniper observer dialogue.
9. Place scope on correct elevation, windage, fine tune settings and proper parallax.
10. Assume a supported firing position.
11. Illuminate target if necessary.
12. Engage targets.
13. Reengage targets as necessary.
14. Observe impacts and record information in the data book.

REFERENCES:

1. Basic Optics Brown, Earl B.
2. The Accurate Rifle Warren Page
3. The Complete Book of U.S. Sniping Peter R. Senich
4. FMFM 1-3B Sniping
5. MCWP 2-25 Ground Reconnaissance Operations
6. MCWP 3-15.3 Scout Sniping

7. SOFWEP-06-GTRS-0522-00 MK-12
8. SOFWEP-370-BE-TRS-010 MK-15
9. SW370-CD-OMP-101 REV 00 (MK-13) MK-13
10. TM 05539D-24&P/2 M40A3 SNIPER RIFLE
11. TM 09629B-10/1A SASR M107 .50 Cal Rifle
12. TM 11272A-OI MK-11 MOD 1
13. TM 11473A-OR/1 Enhanced Marksman Rifle

SUPPORT REQUIREMENTS:

ORDNANCE:

<u>DODIC</u>	<u>Quantity</u>
A059 Cartridge, 5.56mm Ball M855 10/Clip	20 cartridges per weapon
A606 Cartridge, Caliber .50 API MK211 Mod	20 cartridges per weapon
AA11 Cartridge, 7.62mm Long Range M118 LR	20 cartridges per weapon

RANGE/TRAINING AREA:

Facility Code 17560 Sniper Field-Fire Range
Facility Code 17561 Automated Sniper Field Fire Range

ROOMS/BUILDINGS: Classroom.

EQUIPMENT: appropriate hearing protection and stop watch.

MATERIAL: Targets (E-silhouette cardboard 20 x 40), paper refaces, 2x4s, steel targets (Larue style auto reset targets, 4inch, 6inch, 8 inch, 12 inch, Half/Full IPSC targets), colored spray paint, data book, stapler, staples, target stands, adhesive spray, and socket set (metric, standard).

UNITS/PERSONNEL: 0317, 2112, RSO, OIC

MISCELLANEOUS:

ADMINISTRATIVE INSTRUCTIONS: Personnel to be trained must be a graduate of the Marine Corps Basic Scout Sniper Course. Adhere to military installation base range regulations. Require ranges that have programmable targets that can record impacts. Course of fire is as follows: 1. Maximum of 2 shots per target. 2. Maximum target size (1.5) minutes of angle for the target out to the maximum effective range of the sniper weapon system. 3. Maximum time allotted is 30 seconds per target.

SPECIAL PERSONNEL CERTS: MOS 0317, MOS 2112

REC- WPNS-3016: Engage targets using artificial illumination with a sniper weapon system

SUPPORTED MET(S): None

EVALUATION-CODED: NO

SUSTAINMENT INTERVAL: 6 months

CONDITION: Given a sniper weapons system, all weather sniper data book, and handheld computer with ballistic software, pocket weather station, observer,

spotting scope, precision laser range finder, stable shooting platform, and match ammunition while assigned as a member of a sniper element within a recon team.

STANDARD: By achieving impacts within the designated kill zone for the target out to the maximum effective range of the sniper weapon system.

EVENT COMPONENTS:

1. Prepare and baseline the sniper weapon system to the individual shooter.
2. Determine range to target.
3. Prepare sniper range card.
4. Measure atmospheric, angle, and altitude.
5. Calculate correct hold for windage and elevation.
6. Perform sniper observer dialogue.
7. Place scope on correct elevation, windage, fine tune settings and proper parallax.
8. Assume a supported firing position.
9. Initiate artificial illumination.
10. Engage targets.
11. Reengage targets as necessary.
12. Observe impacts and record information in the data book.

REFERENCES:

1. Basic Optics Brown, Earl B.
2. The Accurate Rifle Warren Page
3. The Complete Book of U.S. Sniping Peter R. Senich
4. FMFM 1-3B Sniping
5. MCWP 2-25 Ground Reconnaissance Operations
6. MCWP 3-15.3 Scout Sniping
7. SOFWEP-06-GTRS-0522-00 MK-12
8. SOFWEP-370-BE-TRS-010 MK-15
9. SW370-CD-OMP-101 REV 00 (MK-13) MK-13
10. TM 05539D-24&P/2 M40A3 SNIPER RIFLE
11. TM 09629B-10/1A SASR M107 .50 Cal Rifle
12. TM 11272A-OI MK-11 MOD 1
13. TM 11473A-OR/1 Enhanced Marksman Rifle

SUPPORT REQUIREMENTS:

ORDNANCE:

<u>DODIC</u>	<u>Quantity</u>
A059 Cartridge, 5.56mm Ball M855 10/Clip	20 cartridges per weapon
A606 Cartridge, Caliber .50 API MK211 Mod	20 cartridges per weapon
AA11 Cartridge, 7.62mm Long Range M118 LR	20 cartridges per weapon
L312 Signal, Illumination Ground White St	10 signals per crew

RANGE/TRAINING AREA:

Facility Code 17560 Sniper Field-Fire Range
Facility Code 17561 Automated Sniper Field Fire Range

ROOMS/BUILDINGS: Classroom.

EQUIPMENT: Appropriate hearing protection.

MATERIAL: Targets (E-silhouette cardboard 20 x 40), paper refaces, 2x4s, steel targets (Larue style auto reset targets, 4inch, 6inch, 8 inch, 12 inch, Half/Full IPSC targets), colored spray paint, data book, stapler, staples, target stands, adhesive spray, and socket set (metric, standard).

UNITS/PERSONNEL: 0317, 2112, RSO, OIC

MISCELLANEOUS:

ADMINISTRATIVE INSTRUCTIONS: Personnel to be trained must be a graduate of the Marine Corps Basic Scout Sniper Course. Adhere to military installation base range regulations. Require ranges that have programmable targets that can record impacts. Course of fire is as follows: 1. Maximum of 2 shots per target. 2. Maximum target size (1.5) minutes of angle for the target out to the maximum effective range of the sniper weapon system.

SPECIAL PERSONNEL CERTS: MOS 0317, MOS 2112

REC- WPNS-3017: Construct field expedient sniper weapon systems firing supports

SUPPORTED MET(S): None

EVALUATION-CODED: NO

SUSTAINMENT INTERVAL: 6 months

CONDITION: Given a sniper weapons system, night vision device, thermal vision device, laser designator, all weather sniper data book, handheld computer with ballistic software, pocket weather station, observer, precision laser range finder with night vision capability, binoculars, spotting scope w/night vision capability, long range thermal, field expedient firing support equipment, and match ammunition while assigned as a member of a sniper element within a recon team.

STANDARD: By creating a stable shooting platform capable of engaging man size targets out to the maximum effective range of the sniper weapon system.

EVENT COMPONENTS:

1. Select the appropriate field expedient firing supports as per the mission requirements.
2. Set up the field expedient firing supports.
3. Prepare and baseline the sniper weapon system to the individual shooter.
4. Determine range to target.
5. Prepare sniper range card.
6. Measure atmospheric, angle, and altitude.
7. Calculate correct hold for windage and elevation.
8. Perform Sniper observer dialogue.
9. Place scope on correct elevation, windage, fine tune settings and proper parallax.
10. Assume a supported firing position.
11. Engage target.
12. Reengage target(s) as necessary.

13. Observe impacts and record information in the data book.

REFERENCES:

1. Basic Optics Brown, Earl B.
2. The Accurate Rifle Warren Page
3. The Complete Book of U.S. Sniping Peter R. Senich
4. FMFM 1-3B Sniping
5. MCWP 2-25 Ground Reconnaissance Operations
6. MCWP 3-15.3 Scout Sniping
7. SOFWEP-06-GTRS-0522-00 MK-12
8. SOFWEP-370-BE-TRS-010 MK-15
9. SW370-CD-OMP-101 REV 00 (MK-13) MK-13
10. TM 05539D-24&P/2 M40A3 SNIPER RIFLE
11. TM 09629B-10/1A SASR M107 .50 Cal Rifle
12. TM 11272A-OI MK-11 MOD 1
13. TM 11473A-OR/1 Enhanced Marksman Rifle

SUPPORT REQUIREMENTS:

ORDNANCE:

<u>DODIC</u>	<u>Quantity</u>
A059 Cartridge, 5.56mm Ball M855 10/Clip	20 cartridges per weapon
A606 Cartridge, Caliber .50 API MK211 Mod	20 cartridges per weapon
AA11 Cartridge, 7.62mm Long Range M118 LR	20 cartridges per weapon

RANGE/TRAINING AREA:

Facility Code 17560 Sniper Field-Fire Range
Facility Code 17561 Automated Sniper Field Fire Range

ROOMS/BUILDINGS: Classroom.

EQUIPMENT: appropriate hearing protection.

MATERIAL: Steel targets (Larue style auto reset targets, 4inch, 6inch, 8 inch, 12 inch, Half/Full IPSC targets, HR targets), colored spray paint, data book, 550 cord, locking snap links, tubular nylon, adhesive spray, cargo straps, wall anchors, shooting sticks, rigger tape, sling swivel, and bungee cords.

UNITS/PERSONNEL: 0317, 2112, RSO, OIC

MISCELLANEOUS:

ADMINISTRATIVE INSTRUCTIONS: Personnel to be trained must be a graduate of the Marine Corps Basic Scout Sniper Course. Adhere to military installation base range regulations. MOUT facility must allow for sniper fire within the MOUT complex on available targets or approved bullet traps. This task is to be conducted day and night during all weather conditions.

SPECIAL PERSONNEL CERTS: MOS 0317, MOS 2112

RECN-WPNS-3018: Engage target(s) utilizing unconventional shooting positions with the sniper weapon system

SUPPORTED MET(S): None

EVALUATION-CODED: NO

SUSTAINMENT INTERVAL: 6 months

CONDITION: Given a sniper weapons system, night vision device, laser designator, all weather sniper data book, handheld computer with ballistic software, pocket weather station, observer, and precision laser range finder with night vision capability, spotting scope w/night vision capability, and match ammunition while assigned as a member of a sniper element within a recon team.

STANDARD: By achieving impacts within the designated kill zone for the target out to the maximum effective range of the sniper weapon system.

EVENT COMPONENTS:

1. Prepare and baseline the sniper weapon system to the individual shooter.
2. Determine range to target.
3. Prepare sniper range card.
4. Measure atmospheric, angle, and altitude.
5. Determine speed of the target.
6. Calculate correct lead and elevation.
7. Perform sniper Observer Dialogue.
8. Assume an unconventional shooting position.
9. Engage targets.
10. Reengage targets as necessary.
11. Observe impacts and record information in the data book.

REFERENCES:

1. Basic Optics Brown, Earl B.
2. The Accurate Rifle Warren Page
3. The Complete Book of U.S. Sniping Peter R. Senich
4. FMFM 1-3B Sniping
5. MCWP 3-15.3 Scout Sniping
6. TC 23-14 Sniper training and employment
7. TM 09629B-10/1A SASR M107 .50 Cal Rifle

SUPPORT REQUIREMENTS:

ORDNANCE:

<u>DODIC</u>	<u>Quantity</u>
A059 Cartridge, 5.56mm Ball M855 10/Clip	20 cartridges per weapon
AA11 Cartridge, 7.62mm Long Range M118 LR	20 cartridges per weapon

RANGE/TRAINING AREA:

Facility Code 17410 Maneuver/Training Area, Light Forces
Facility Code 17560 Sniper Field-Fire Range
Facility Code 17561 Automated Sniper Field Fire Range
Facility Code 17963 MOUT Collective Training Facility (Large)

EQUIPMENT: Appropriate hearing protection.

MATERIAL: Targets (E-silhouette cardboard 20 x 40), paper refaces, 2x4s, steel targets (Larue style auto reset targets, 4inch, 6inch, 8 inch, 12 inch, gongs, Half/Full IPSC targets), colored spray paint, data book, stapler, staples, target stands, adhesive spray, socket set (metric, standard), 550 cord, bungee cord, sand sock (large, small) improvised sling, and tubular nylon.

UNITS/PERSONNEL: 0317, 2112.

MISCELLANEOUS:

ADMINISTRATIVE INSTRUCTIONS: Personnel to be trained must be a graduate of the Marine Corps Basic Scout Sniper Course. Adhere to military installation base range regulations. Course of fire is as follows: 1. Maximum of 2 shots per target. 2. Maximum target size (1.5) minutes of angle for the target out to the maximum effective range of the sniper weapon system. This task is to be conducted day and night during all weather conditions.

SPECIAL PERSONNEL CERTS: MOS 0317, RSO, and OIC.

RECN-WPNS-3019: Engage targets through loop holes with a sniper weapon

SUPPORTED MET(S): None

EVALUATION-CODED: NO

SUSTAINMENT INTERVAL: 6 months

CONDITION: Given a sniper weapons system, night vision device, laser designator, all weather sniper data book, handheld computer with ballistic software, pocket weather station, observer, and precision laser range finder with night vision capability, spotting scope w/night vision capability, stable shooting platform, and match ammunition while assigned as a member of a sniper element within a recon team.

STANDARD: By achieving impacts within the designated kill zone for the target out to the maximum effective range of the sniper weapon system without disturbance to the loophole.

EVENT COMPONENTS:

1. Prepare and baseline the sniper weapon system to the individual shooter.
2. Determine range to target.
3. Prepare sniper range card.
4. Measure atmospheric, angle, and altitude.
5. Calculate correct hold for windage and elevation.
6. Perform sniper observer dialogue.
7. Place scope on correct elevation, windage, fine tune settings and proper parallax.
8. Assume a supported firing position.
9. Illuminate target if necessary.
10. Engage targets.
11. Reengage targets as necessary.
12. Observe impacts and record information in the data book.

REFERENCES:

1. Basic Optics Brown, Earl B.
2. The Accurate Rifle Warren Page
3. The Complete Book of U.S. Sniping Peter R. Senich
4. FMFM 1-3B Sniping
5. MCWP 2-25 Ground Reconnaissance Operations
6. MCWP 3-15.3 Scout Sniping
7. SOFWEP-06-GTRS-0522-00 MK-12
8. SOFWEP-370-BE-TRS-010 MK-15
9. SW370-CD-OMP-101 REV 00 (MK-13) MK-13
10. TM 05539D-24&P/2 M40A3 SNIPER RIFLE
11. TM 09629B-10/1A SASR M107 .50 Cal Rifle
12. TM 11272A-OI MK-11 MOD 1
13. TM 11473A-OR/1 Enhanced Marksman Rifle

SUPPORT REQUIREMENTS:

ORDNANCE:

<u>DODIC</u>	<u>Quantity</u>
A059 Cartridge, 5.56mm Ball M855 10/Clip	20 cartridges per weapon
A606 Cartridge, Caliber .50 API MK211 Mod	20 cartridges per weapon
AA11 Cartridge, 7.62mm Long Range M118 LR	20 cartridges per weapon

RANGE/TRAINING AREA:

Facility Code 17560 Sniper Field-Fire Range
Facility Code 17561 Automated Sniper Field Fire Range

ROOMS/BUILDINGS: Classroom.

EQUIPMENT: Appropriate hearing protection.

MATERIAL: Targets (E-silhouette cardboard 20 x 40), paper refaces, 2x4s, steel targets (Larue style auto reset targets, 4inch, 6inch, 8 inch, 12 inch, Half/Full IPSC targets), colored spray paint, data book, stapler, staples, target stands, adhesive spray, and socket set (metric, standard).

UNITS/PERSONNEL: 0317, 2112, RSO, OIC

MISCELLANEOUS:

ADMINISTRATIVE INSTRUCTIONS: Personnel to be trained must be a graduate of the Marine Corps Basic Scout Sniper Course. Adhere to military installation base range regulations. Require ranges that have programmable targets that can record impacts. Course of fire is as follows: 1. Maximum of 2 shots per target. 2. Maximum target size (1.5) minutes of angle for the target out to the maximum effective range of the sniper weapon system. This task is to be conducted day and night during all weather conditions.

SPECIAL PERSONNEL CERTS: MOS 0317, MOS 2112

RECN-WPNS-3020: Engage targets at an angle with a sniper weapon system

SUPPORTED MET(S): None

EVALUATION-CODED: NO

SUSTAINMENT INTERVAL: 6 months

CONDITION: Given a sniper weapons system, angle finding devices/charts, night vision device, laser designator, all weather sniper data book, handheld computer with ballistic software, pocket weather station, observer, and precision laser range finder with night vision capability, spotting scope w/night vision capability, stable shooting platform, and match ammunition while assigned as a member of a sniper element within a recon team.

STANDARD: By achieving impacts within the designated kill zone for the target out to the maximum effective range of the sniper weapon system within the time allotted.

EVENT COMPONENTS:

1. Prepare and baseline the sniper weapon system to the individual shooter.
2. Determine range/angle to target.
3. Prepare sniper range card.
4. Measure atmospheric, angle, and altitude.
5. Calculate correct hold for windage and elevation.
6. Perform sniper observer dialogue.
7. Place scope on correct elevation, windage, fine tune settings and proper parallax.
8. Assume a supported firing position.
9. Engage the targets.
10. Reengage targets as necessary.
11. Observe impacts and record information in the data book.

REFERENCES:

1. Basic Optics Brown, Earl B.
2. The Accurate Rifle Warren Page
3. The Complete Book of U.S. Sniping Peter R. Senich
4. FMFM 1-3B Sniping
5. MCWP 2-25 Ground Reconnaissance Operations
6. MCWP 3-15.3 Scout Sniping
7. SOFWEP-06-GTRS-0522-00 MK-12
8. SOFWEP-370-BE-TRS-010 MK-15
9. SW370-CD-OMP-101 REV 00 (MK-13) MK-13
10. TM 05539D-24&P/2 M40A3 SNIPER RIFLE
11. TM 09629B-10/1A SASR M107 .50 Cal Rifle
12. TM 11272A-OI MK-11 MOD 1
13. TM 11473A-OR/1 Enhanced Marksman Rifle

SUPPORT REQUIREMENTS:

ORDNANCE:

<u>DODIC</u>	<u>Quantity</u>
A059 Cartridge, 5.56mm Ball M855 10/Clip	40 cartridges per weapon
A606 Cartridge, Caliber .50 API MK211 Mod	40 cartridges per weapon
AA11 Cartridge, 7.62mm Long Range M118 LR	40 cartridges per weapon

RANGE/TRAINING AREA:

Facility Code 17560 Sniper Field-Fire Range
Facility Code 17561 Automated Sniper Field Fire Range

ROOMS/BUILDINGS: Classroom.

EQUIPMENT: appropriate hearing protection and stop watch.

MATERIAL: Targets (E-silhouette cardboard 20 x 40), paper refaces, 2x4s, steel targets (Larue style auto reset targets, 4inch, 6inch, 8 inch, 12 inch, Half/Full IPSC targets), colored spray paint, data book, stapler, staples, target stands, adhesive spray, and socket set (metric, standard).

UNITS/PERSONNEL: 0317, 2112, RSO, OIC

MISCELLANEOUS:

ADMINISTRATIVE INSTRUCTIONS: Personnel to be trained must be a graduate of the Marine Corps Basic Scout Sniper Course. Adhere to military installation base range regulations. Require ranges that have programmable targets that can record impacts. Course of fire is as follows: 1. Maximum of 2 shots per target. 2. Maximum target size (1.5) minutes of angle for the target out to the maximum effective range of the sniper weapon system. 3. Maximum time allotted is 30 seconds per target. This task is to be conducted day and night during all weather conditions.

SPECIAL PERSONNEL CERTS: MOS 0317, MOS 2112

REC-N-WPNS-3021: Perform suppressed target engagement with a sniper weapon

SUPPORTED MET(S): None

EVALUATION-CODED: NO

SUSTAINMENT INTERVAL: 6 months

CONDITION: Given a sniper weapons system, suppressor, night vision device, laser designator, all weather sniper data book, handheld computer with ballistic software, pocket weather station, observer, and precision laser range finder with night vision capability, spotting scope w/night vision capability, stable shooting platform, and match ammunition while assigned as a member of a sniper element within a recon team.

STANDARD: By achieving impacts within the designated kill zone for the target out to the maximum effective range of the sniper weapon system.

EVENT COMPONENTS:

1. Prepare and baseline the sniper weapon system to the individual shooter.
2. Configure the sniper weapon system for suppressed operation.
3. Determine range to target.
4. Prepare sniper range card.
5. Measure atmospheric, angle, and altitude.
6. Calculate correct hold for windage and elevation.
7. Perform sniper observer dialogue.

8. Place scope on correct elevation, windage, fine tune settings and proper parallax.
9. Assume a supported firing position.
10. Engage target.
11. Reengage targets as necessary.
12. Observe impacts and record information in the data book.

REFERENCES:

1. Basic Optics Brown, Earl B.
2. The Accurate Rifle Warren Page
3. The Complete Book of U.S. Sniping Peter R. Senich
4. FMFM 1-3B Sniping
5. MCWP 2-25 Ground Reconnaissance Operations
6. MCWP 3-15.3 Scout Sniping
7. SOFWEP-06-GTRS-0522-00 MK-12
8. SOFWEP-370-BE-TRS-010 MK-15
9. SW370-CD-OMP-101 REV 00 (MK-13) MK-13
10. TM 05539D-24&P/2 M40A3 SNIPER RIFLE
11. TM 09629B-10/1A SASR M107 .50 Cal Rifle
12. TM 11272A-OI MK-11 MOD 1
13. TM 11473A-OR/1 Enhanced Marksman Rifle

SUPPORT REQUIREMENTS:

ORDNANCE:

<u>DODIC</u>	<u>Quantity</u>
A059 Cartridge, 5.56mm Ball M855 10/Clip	20 cartridges per weapon
A606 Cartridge, Caliber .50 API MK211 Mod	20 cartridges per weapon
AA11 Cartridge, 7.62mm Long Range M118 LR	20 cartridges per weapon

RANGE/TRAINING AREA:

Facility Code 17560 Sniper Field-Fire Range
Facility Code 17561 Automated Sniper Field Fire Range

ROOMS/BUILDINGS: Classroom.

EQUIPMENT: appropriate hearing protection.

MATERIAL: Targets (E-silhouette cardboard 20 x 40), paper refaces, 2x4s, steel targets (Larue style auto reset targets, 4inch, 6inch, 8 inch, 12 inch, Half/Full IPSC targets), colored spray paint, data book, stapler, staples, target stands, adhesive spray, and socket set (metric, standard).

UNITS/PERSONNEL: 0317, 2112, RSO, OIC

MISCELLANEOUS:

ADMINISTRATIVE INSTRUCTIONS: Personnel to be trained must be a graduate of the Marine Corps Basic Scout Sniper Course. Adhere to military installation base range regulations. Require ranges that have programmable targets that can record impacts. Course of fire is as follows: 1. Maximum of 2 shots per target. 2. Maximum target size (1.5) minutes of angle for the target out to the maximum effective range of the sniper weapon system. This task is to be conducted day and night during all

weather conditions.

SPECIAL PERSONNEL CERTS: MOS 0317, MOS 2112

RECN-WPNS-3022: Engage target(s) with the sniper weapon system while wearing a field protective mask

SUPPORTED MET(S): None

EVALUATION-CODED: NO

SUSTAINMENT INTERVAL: 6 months

CONDITION: Given a sniper weapons system, field protective mask, night vision device, laser designator, all weather sniper data book, handheld computer with ballistic software, pocket weather station, observer, and precision laser range finder with night vision capability, spotting scope w/night vision capability, a stable shooting platform, and match ammunition while assigned as a member of a sniper element within a recon team.

STANDARD: By achieving impacts within the designated kill zone for the target out to the maximum effective range of the sniper weapon system.

EVENT COMPONENTS:

1. Prepare and baseline the sniper weapon system to the individual shooter.
2. Don and clear the field protective mask.
3. Determine range to target.
4. Prepare sniper range card.
5. Measure atmospheric, angle, and altitude.
6. Determine speed of the target.
7. Calculate correct lead and elevation.
8. Perform sniper Observer Dialogue.
9. Assume a stable shooting position.
10. Reengage targets.
11. Reengage targets as necessary.
12. Observe impacts and record information in the data book.

REFERENCES:

1. Basic Optics Brown, Earl B.
2. The Accurate Rifle Warren Page
3. The Complete Book of U.S. Sniping Peter R. Senich
4. FMFM 1-3B Sniping
5. MCWP 3-15.3 Scout Sniping
6. TC 23-14 Sniper training and employment
7. TM 09629B-10/1A SASR M107 .50 Cal Rifle

SUPPORT REQUIREMENTS:

ORDNANCE:

<u>DODIC</u>	<u>Quantity</u>
A059 Cartridge, 5.56mm Ball M855 10/Clip	20 cartridges per weapon
AA11 Cartridge, 7.62mm Long Range M118 LR	20 cartridges per weapon

RANGE/TRAINING AREA:

Facility Code 17410 Maneuver/Training Area, Light Forces
Facility Code 17560 Sniper Field-Fire Range
Facility Code 17561 Automated Sniper Field Fire Range
Facility Code 17963 MOUT Collective Training Facility (Large)

EQUIPMENT: appropriate hearing protection.

MATERIAL: Targets (E-silhouette cardboard 20 x 40), paper refaces, 2x4s, steel targets (Larue style auto reset targets, 4inch, 6inch, 8 inch, 12 inch, gongs, Half/Full IPSC targets), colored spray paint, data book, stapler, staples, target stands, adhesive spray, socket set (metric, standard).

MISCELLANEOUS:

ADMINISTRATIVE INSTRUCTIONS: Personnel to be trained must be a graduate of the Marine Corps Basic Scout Sniper Course. Adhere to military installation base range regulations. Require ranges that have programmable targets that can record impacts. Course of fire is as follows: 1. Maximum of 2 shots per target. 2. Maximum target size (1.5) minutes of angle for the target out to the maximum effective range of the sniper weapon system. This task is to be conducted day and night during all weather conditions.

SPECIAL PERSONNEL CERTS: MOS 0317, RSO, and OIC.

RECN-WPNS-3023: Engage target(s) from a vehicle with a sniper weapon

SUPPORTED MET(S): None

EVALUATION-CODED: NO

SUSTAINMENT INTERVAL: 6 months

CONDITION: Given a sniper weapons system, vehicle, night vision device, laser designator, all weather sniper data book, handheld computer with ballistic software, pocket weather station, observer, and precision laser range finder with night vision capability, spotting scope w/night vision capability, stable shooting platform, and match ammunition while assigned as a member of a sniper element within a recon team.

STANDARD: By achieving impacts within the designated kill zone for the target out to the maximum effective range of the sniper weapon system from a stable platform inside a vehicle.

EVENT COMPONENTS:

1. Determine the proper authorities and mission requirements.
2. Prepare and baseline the sniper weapon system to the individual shooter.
3. Configure the vehicle to support sniper mission requirements.
4. Configure the sniper weapon system for vehicle operations.
5. Measure atmospheric, angle, and altitude.
6. Calculate correct hold for windage and elevation.
7. Perform dialogue to the vehicle crew members.

8. Place scope on correct elevation, windage, fine tune settings and proper parallax.
9. Engage the target.
10. Reengage targets as necessary.
11. Observe impacts and record information in the data book.

REFERENCES:

1. Basic Optics Brown, Earl B.
2. The Accurate Rifle Warren Page
3. The Complete Book of U.S. Sniping Peter R. Senich
4. FMFM 1-3B Sniping
5. MCWP 2-25 Ground Reconnaissance Operations
6. MCWP 3-15.3 Scout Sniping
7. SOFWEP-06-GTRS-0522-00 MK-12
8. SOFWEP-370-BE-TRS-010 MK-15
9. SW370-CD-OMP-101 REV 00 (MK-13) MK-13
10. TM 05539D-24&P/2 M40A3 SNIPER RIFLE
11. TM 09629B-10/1A SASR M107 .50 Cal Rifle
12. TM 11272A-OI MK-11 MOD 1
13. TM 11473A-OR/1 Enhanced Marksman Rifle

SUPPORT REQUIREMENTS:

ORDNANCE:

<u>DODIC</u>	<u>Quantity</u>
A059 Cartridge, 5.56mm Ball M855 10/Clip	20 cartridges per weapon
A606 Cartridge, Caliber .50 API MK211 Mod	20 cartridges per weapon
AA11 Cartridge, 7.62mm Long Range M118 LR	20 cartridges per weapon

RANGE/TRAINING AREA:

Facility Code 17560 Sniper Field-Fire Range
Facility Code 17561 Automated Sniper Field Fire Range

ROOMS/BUILDINGS: Classroom.

EQUIPMENT: appropriate hearing protection.

MATERIAL: Targets (E-silhouette cardboard 20 x 40), paper refaces, 2x4s, steel targets (Larue style auto reset targets, 4inch, 6inch, 8 inch, 12 inch, Half/Full IPSC targets), colored spray paint, data book, stapler, staples, target stands, adhesive spray, and socket set (metric, standard).

UNITS/PERSONNEL: 0317, 2112, RSO, OIC

MISCELLANEOUS:

ADMINISTRATIVE INSTRUCTIONS: Personnel to be trained must be a graduate of the Marine Corps Basic Scout Sniper Course. Adhere to military installation base range regulations. Require ranges that have programmable targets that can record impacts. Course of fire is as follows: 1. Maximum of 2 shots per target. 2. Maximum target size (1.5) minutes of angle for the target out to the maximum effective range of the sniper weapon system. This task is to be conducted day and night during all weather conditions.

SPECIAL PERSONNEL CERTS: MOS 0317, MOS 2112

RECEN-WPNS-3024: Engage targets on command with a sniper weapon

SUPPORTED MET(S): None

EVALUATION-CODED: NO

SUSTAINMENT INTERVAL: 6 months

CONDITION: Given a sniper weapons system, communications equipment, night vision device, laser designator, all weather sniper data book, handheld computer with ballistic software, pocket weather station, observer, and precision laser range finder with night vision capability, spotting scope w/night vision capability, stable shooting platform, and match ammunition while assigned as a member of a sniper element within a recon team.

STANDARD: By achieving impacts within the designated kill zone for the target out to the maximum effective range of the sniper weapon system on order from the controlling authority.

EVENT COMPONENTS:

1. Prepare and baseline the sniper weapon system to the individual shooter.
2. Configure the sniper weapon system for suppressed operation.
3. Determine range to target.
4. Prepare sniper range card.
5. Measure atmospheric, angle, and altitude.
6. Calculate correct hold for windage and elevation.
7. Perform sniper observer dialogue.
8. Place scope on correct elevation, windage, fine tune settings and proper parallax.
9. Assume a supported firing position.
10. Engage the target on command from the controlling authority.
11. Reengage targets as necessary.
12. Observe impacts and record information in the data book.

REFERENCES:

1. Basic Optics Brown, Earl B.
2. The Accurate Rifle Warren Page
3. The Complete Book of U.S. Sniping Peter R. Senich
4. FMFM 1-3B Sniping
5. MCWP 2-25 Ground Reconnaissance Operations
6. MCWP 3-15.3 Scout Sniping
7. SOFWEP-06-GTRS-0522-00 MK-12
8. SOFWEP-370-BE-TRS-010 MK-15
9. SW370-CD-OMP-101 REV 00 (MK-13) MK-13
10. TM 05539D-24&P/2 M40A3 SNIPER RIFLE
11. TM 09629B-10/1A SASR M107 .50 Cal Rifle
12. TM 11272A-OI MK-11 MOD 1
13. TM 11473A-OR/1 Enhanced Marksman Rifle

SUPPORT REQUIREMENTS:

ORDNANCE:

<u>DODIC</u>	<u>Quantity</u>
A059 Cartridge, 5.56mm Ball M855 10/Clip	20 cartridges per weapon
A606 Cartridge, Caliber .50 API MK211 Mod	20 cartridges per weapon
AA11 Cartridge, 7.62mm Long Range M118 LR	20 cartridges per weapon

RANGE/TRAINING AREA:

Facility Code 17560 Sniper Field-Fire Range
Facility Code 17561 Automated Sniper Field Fire Range

ROOMS/BUILDINGS: Classroom.

EQUIPMENT: appropriate hearing protection.

MATERIAL: Targets (E-silhouette cardboard 20 x 40), paper refaces, 2x4s, steel targets (Larue style auto reset targets, 4inch, 6inch, 8 inch, 12 inch, Half/Full IPSC targets), colored spray paint, data book, stapler, staples, target stands, adhesive spray, and socket set (metric, standard).

UNITS/PERSONNEL: 0317, 2112, RSO, OIC

MISCELLANEOUS:

ADMINISTRATIVE INSTRUCTIONS: Personnel to be trained must be a graduate of the Marine Corps Basic Scout Sniper Course. Adhere to military installation base range regulations. Require ranges that have programmable targets that can record impacts. Course of fire is as follows: 1. Maximum of 1 shot per target. 2. Maximum target size (1.5) minutes of angle for the target out to the maximum effective range of the sniper weapon system. This task is to be conducted day and night during all weather conditions.

SPECIAL PERSONNEL CERTS: MOS 0317, MOS 2112

RECN-WPNS-3025: Engage select target(s) with a sniper weapon

SUPPORTED MET(S): None

EVALUATION-CODED: NO SUSTAINMENT INTERVAL: 6 months

CONDITION: Given a tactical scenario, a mission, an area of operation, required weapons, ammunition, optics, equipment, Rules of Engagement (ROE), and possible threat targets while assigned as a member of a sniper element within a recon team.

STANDARD: By eliminating the threat and limiting collateral damage in accordance with the Area of Operations ROE and commander's intent.

EVENT COMPONENTS:

1. Make recommendations to the commander for selected priority targets.
2. Observe/survey area.
3. Identify targets.
4. Prioritize targets based on mission/operation.
5. Engage targets as required.

6. Make reports, as required.
7. Debrief mission.

REFERENCES:

1. Basic Optics Brown, Earl B.
2. The Accurate Rifle Warren Page
3. The Complete Book of U.S. Sniping Peter R. Senich
4. FMFM 1-3B Sniping
5. MCWP 2-25 Ground Reconnaissance Operations
6. MCWP 3-15.3 Scout Sniping
7. SOFWEP-06-GTRS-0522-00 MK-12
8. SOFWEP-370-BE-TRS-010 MK-15
9. SW370-CD-OMP-101 REV 00 (MK-13) MK-13
10. TM 05539D-24&P/2 M40A3 SNIPER RIFLE
11. TM 09629B-10/1A SASR M107 .50 Cal Rifle
12. TM 11272A-OI MK-11 MOD 1
13. TM 11473A-OR/1 Enhanced Marksman Rifle

SUPPORT REQUIREMENTS:

ORDNANCE:

<u>DODIC</u>	<u>Quantity</u>
A059 Cartridge, 5.56mm Ball M855 10/Clip	20 cartridges per weapon
A606 Cartridge, Caliber .50 API MK211 Mod	20 cartridges per weapon
AA11 Cartridge, 7.62mm Long Range M118 LR	20 cartridges per weapon

RANGE/TRAINING AREA:

Facility Code 17560 Sniper Field-Fire Range
Facility Code 17561 Automated Sniper Field Fire Range
Facility Code 17963 MOUT Collective Training Facility (Large)

ROOMS/BUILDINGS: Classroom.

EQUIPMENT: appropriate hearing protection.

MATERIAL: Targets (E-silhouette cardboard 20x40), 3D situational paper refaces, 2x4s, steel targets (Larue style auto reset targets, 4inch, 6inch, 8 inch, 12 inch, gongs, Half/Full IPSC targets), colored spray paint, data book, stapler, staples, target stands, adhesive spray, and socket set (metric, standard).

UNITS/PERSONNEL: 0317, 2112, RSO, OIC

MISCELLANEOUS:

ADMINISTRATIVE INSTRUCTIONS: Personnel to be trained must be a graduate of the Marine Corps Basic Scout Sniper Course. Adhere to military installation base range regulations. MOUT facility must allow for sniper fire within the MOUT complex on available targets or approved bullet traps. This task is to be conducted day and night during all weather conditions.

SPECIAL PERSONNEL CERTS: MOS 0317, MOS 2112

RECN-WPNS-3026: Engage target(s) in close proximity to non-threats and/or friendly forces with a sniper weapon

SUPPORTED MET(S): None

EVALUATION-CODED: NO

SUSTAINMENT INTERVAL: 6 months

CONDITION: Given a sniper weapons system, night vision device, thermal vision device, laser designator, all weather sniper data book, handheld computer with ballistic software, pocket weather station, observer, precision laser range finder with night vision capability, binoculars, spotting scope w/night vision capability, long range thermal, stable shooting platform, communications equipment, and match ammunition while assigned as a member of a sniper element within a recon team.

STANDARD: By eliminating the threat without causing collateral damage.

EVENT COMPONENTS:

1. Determine the mission requirements and obtain the proper authorities.
2. Prepare and baseline the sniper weapon system to the individual shooter.
3. Determine range to target.
4. Prepare sniper range card.
5. Measure atmospheric, angle, and altitude.
6. Calculate correct hold for windage and elevation.
7. Perform Sniper observer dialogue.
8. Place scope on correct elevation, windage, fine tune settings and proper parallax.
9. Assume a supported firing position.
10. Assess collateral damage.
11. Engage target(s).
12. Reengage target(s) as necessary.
13. Observe impacts and record information in the data book.

REFERENCES:

1. Basic Optics Brown, Earl B.
2. The Accurate Rifle Warren Page
3. The Complete Book of U.S. Sniping Peter R. Senich
4. FMFM 1-3B Sniping
5. MCWP 2-25 Ground Reconnaissance Operations
6. MCWP 3-15.3 Scout Sniping
7. SOFWEP-06-GTRS-0522-00 MK-12
8. SOFWEP-370-BE-TRS-010 MK-15
9. SW370-CD-OMP-101 REV 00 (MK-13) MK-13
10. TM 05539D-24&P/2 M40A3 SNIPER RIFLE
11. TM 09629B-10/1A SASR M107 .50 Cal Rifle
12. TM 11272A-OI MK-11 MOD 1
13. TM 11473A-OR/1 Enhanced Marksman Rifle

SUPPORT REQUIREMENTS:

ORDNANCE:

<u>DODIC</u>	<u>Quantity</u>
A059 Cartridge, 5.56mm Ball M855 10/Clip	20 cartridges per weapon
A606 Cartridge, Caliber .50 API MK211 Mod	20 cartridges per weapon

AA11 Cartridge, 7.62mm Long Range M118 LR 20 cartridges per weapon

RANGE/TRAINING AREA:

Facility Code 17560 Sniper Field-Fire Range
Facility Code 17561 Automated Sniper Field Fire Range

ROOMS/BUILDINGS: Classroom.

EQUIPMENT: appropriate hearing protection.

MATERIAL: Steel targets (Larue style auto reset targets, 4inch, 6inch, 8 inch, 12 inch, Half/Full IPSC targets), colored spray paint, data book, 550 cord, locking snap links, tubular nylon, adhesive spray, cargo straps, and empty 40mm ammo can with foam padding.

UNITS/PERSONNEL: 0317, 2112, RSO, OIC

MISCELLANEOUS:

ADMINISTRATIVE INSTRUCTIONS: Personnel to be trained must be a graduate of the Marine Corps Basic Scout Sniper Course. Adhere to military installation base range regulations. This task is to be conducted day and night during all weather conditions.

SPECIAL PERSONNEL CERTS: MOS 0317, MOS 2112

RECN-WPNS-3027: Engage target(s) from an aerial platform with a sniper weapon

SUPPORTED MET(S): None

EVALUATION-CODED: NO

SUSTAINMENT INTERVAL: 6 months

CONDITION: Given a sniper weapons system, aerial platform, night vision device, thermal vision device, laser designator, all weather sniper data book, handheld computer with ballistic software, pocket weather station, observer, precision laser range finder with night vision capability, binoculars, spotting scope w/night vision capability, long range thermal, stable shooting platform, communications equipment, and match ammunition while assigned as a member of a sniper element within a recon team.

STANDARD: By achieving impacts on a man sized target out to the maximum range of 300 yards.

EVENT COMPONENTS:

1. Prepare and baseline the sniper weapon system to the individual shooter.
2. Rig the aircraft.
3. Brief the aircrew.
4. Identify the target.
5. Establish internal communications with the pilot and control positioning of the aircraft.
6. Determine range to target.

7. Measure atmospheric, angle, and altitude.
8. Calculate correct lead and elevation.
9. Perform sniper Observer Dialogue.
10. Assume a supported firing position.
11. Engage targets.
12. Reengage targets as necessary.
13. Observe impacts and debrief the aircrew.

REFERENCES:

1. Basic Optics Brown, Earl B.
2. The Accurate Rifle Warren Page
3. The Complete Book of U.S. Sniping Peter R. Senich
4. FMFM 1-3B Sniping
5. MCWP 2-25 Ground Reconnaissance Operations
6. MCWP 3-15.3 Scout Sniping
7. SOFWEP-06-GTRS-0522-00 MK-12
8. SOFWEP-370-BE-TRS-010 MK-15
9. SW370-CD-OMP-101 REV 00 (MK-13) MK-13
10. TM 05539D-24&P/2 M40A3 SNIPER RIFLE
11. TM 09629B-10/1A SASR M107 .50 Cal Rifle
12. TM 11272A-OI MK-11 MOD 1
13. TM 11473A-OR/1 Enhanced Marksman Rifle

SUPPORT REQUIREMENTS:

ORDNANCE:

<u>DODIC</u>	<u>Quantity</u>
A059 Cartridge, 5.56mm Ball M855 10/Clip	50 cartridges per weapon
A606 Cartridge, Caliber .50 API MK211 Mod	50 cartridges per weapon
AA11 Cartridge, 7.62mm Long Range M118 LR	50 cartridges per weapon

RANGE/TRAINING AREA:

Facility Code 17560 Sniper Field-Fire Range
Facility Code 17561 Automated Sniper Field Fire Range

AIRCRAFT: Rotary Wing: UH-1, CH-46, CH-53, MV-22, UH-60.

ROOMS/BUILDINGS: Classroom.

EQUIPMENT: Appropriate hearing protection.

MATERIAL: Targets (E-silhouette cardboard 20 x 40), shoot/no shoot targets, paper refaces, 2x4s, steel targets (Larue style auto reset targets, 4inch, 6inch, 8 inch, 12 inch, Half/Full IPSC targets), colored spray paint, data book, stapler, staples, target stands, adhesive spray, and socket set (metric, standard).

UNITS/PERSONNEL: 0317, 2112, RSO, OIC

MISCELLANEOUS:

ADMINISTRATIVE INSTRUCTIONS: Personnel to be trained must be a graduate of the Marine Corps Basic Scout Sniper Course. Adhere to military installation base range regulations. Require ranges that have programmable

targets that can record impacts and support aerial platform engagements. Course of fire is as follows: Maximum of 5 shots per target. This task is to be conducted day and night during all weather conditions.

SPECIAL PERSONNEL CERTS: MOS 0317, MOS 2112

RECEN-WPNS-3028: Engage target(s) using the semi-automatic sniper weapon system

SUPPORTED MET(S): None

EVALUATION-CODED: NO

SUSTAINMENT INTERVAL: 6 months

CONDITION: Given a sniper weapons system, night vision device, laser designator, all weather sniper data book and handheld computer with ballistic software, pocket weather station, observer, and precision laser range finder with night vision capability, spotting scope w/night vision capability, stable shooting platform, and match ammunition while assigned as a member of a sniper element within a recon team.

STANDARD: By achieving impacts within the designated kill zone for the target out to the maximum effective range of the sniper weapon system within the time allotted.

EVENT COMPONENTS:

1. Prepare and baseline the sniper weapon system to the individual shooter.
2. Determine range to target.
3. Prepare sniper range card.
4. Measure atmospheric, angle, and altitude.
5. Determine speed of the target.
6. Calculate correct lead and elevation.
7. Perform sniper Observer Dialogue.
8. Assume a supported firing position.
9. Reengage targets.
10. Reengage targets as necessary.
11. Observe impacts and record information in the data book.

REFERENCES:

1. Basic Optics Brown, Earl B.
2. The Accurate Rifle Warren Page
3. The Complete Book of U.S. Sniping Peter R. Senich
4. FMFM 1-3B Sniping
5. MCWP 3-15.3 Scout Sniping
6. TC 23-14 Sniper training and employment
7. TM 09629B-10/1A SASR M107 .50 Cal Rifle

SUPPORT REQUIREMENTS:

ORDNANCE:

<u>DODIC</u>	<u>Quantity</u>
A059 Cartridge, 5.56mm Ball M855 10/Clip	20 cartridges per weapon
AA11 Cartridge, 7.62mm Long Range M118 LR	20 cartridges per weapon

RANGE/TRAINING AREA:

Facility Code 17560 Sniper Field-Fire Range
Facility Code 17561 Automated Sniper Field Fire Range

EQUIPMENT: appropriate hearing protection and stop watch.

MATERIAL: Targets (E-silhouette cardboard 20 x 40), paper refaces, 2x4s, steel targets (Larue style auto reset targets, 4inch, 6inch, 8 inch, 12 inch, gongs, Half/Full IPSC targets), colored spray paint, data book, stapler, staples, target stands, adhesive spray, socket set (metric, standard).

UNITS/PERSONNEL: 0317, 2112.

MISCELLANEOUS:

ADMINISTRATIVE INSTRUCTIONS: Personnel to be trained must be a graduate of the Marine Corps Basic Scout Sniper Course. Adhere to military installation base range regulations. Require ranges that have programmable targets that can record impacts. Course of fire is as follows: 1. Maximum of 2 shots per target. 2. Maximum target size (1.5) minutes of angle for the target out to the maximum effective range of the sniper weapon system. 3. Maximum time allotted is 20 seconds per target. This task is to be conducted day and night during all weather conditions.

SPECIAL PERSONNEL CERTS: MOS 0317, RSO, and OIC.

RECON T&R MANUAL

CHAPTER 4

4000-LEVEL COLLECTIVE EVENTS

	<u>PARAGRAPH</u>	<u>PAGE</u>
INDEX OF COLLECTIVE EVENTS	4000	4-2
4000-LEVEL EVENTS.	4001	4-4

RECON T&R MANUAL

CHAPTER 4

4000-LEVEL COLLECTIVE EVENTS

4000. INDEX OF COLLECTIVE EVENTS

EVENT CODE	E-CODED	EVENT	PAGE
RECN-AMPH-4001	Y	Conduct Amphibious Reconnaissance	4-4
RECN-AMPH-4002		Conduct small craft movement	4-5
RECN-AMPH-4003		Conduct over the horizon operation	4-6
RECN-AMPH-4004		Conduct a clandestine landing/withdrawal	4-7
RECN-AMPH-4005		Conduct a surface swim	4-9
RECN-AMPH-4006		Conduct a beach survey	4-10
RECN-AMPH-4007		Conduct actions in a platoon hydrographic survey	4-11
RECN-AMPH-4008		Establish a Beach Landing Site	4-13
RECN-AMPH-4009		Conduct an underwater search	4-14
RECN-AMPH-4010		Conduct mounted/dismounted engagements	4-16
RECN-C2-4001	Y	Deploy to the Operational Area	4-18
RECN-C2-4002	Y	Prepare supplies, equipment, and vehicles for embarkation	4-18
RECN-C2-4003		Conduct small unit training	4-19
RECN-C2-4004		Conduct Live Fire Range Operations	4-20
RECN-C2-4005		Conduct an after action review	4-21
RECN-COLL-4001		Conduct Area Assessment	4-22
RECN-COMM-4001		Establish communications	4-23
RECN-DEMO-4001		Employ Demolitions in support of Offensive Operations	4-24
RECN-DEMO-4002		Employ Demolitions in support of Defensive Operations	4-25
RECN-GRND-4001	Y	Conduct Ground Reconnaissance	4-26
RECN-GRND-4002		Conduct Operations in Special Terrain	4-27
RECN-GRND-4003		Move in a Denied Area	4-28
RECN-GRND-4004		Conduct a patrol	4-29
RECN-GRND-4005		Execute immediate actions upon contact with the enemy	4-30
RECN-GRND-4006		Conduct a vehicle patrol	4-31
RECN-GRND-4007		Conduct a mounted patrol	4-32
RECN-GRND-4008		Execute Mounted immediate actions upon contact with the enemy	4-34
RECN-GRND-4009		Conduct self-assisted mobility recovery	4-36
RECN-GRND-4010		Conduct Area Reconnaissance	4-37
RECN-GRND-4011		Conduct Zone Reconnaissance	4-38
RECN-GRND-4012		Conduct Route Reconnaissance	4-39
RECN-GRND-4013		Conduct Structural Survey/Reconnaissance	4-41
RECN-GRND-4014		Conduct Geographical Reconnaissance	4-42
RECN-GRND-4015		Conduct Post Strike Reconnaissance	4-43

RECN-GRND-4016	Conduct Meteorological Reconnaissance	4-45
RECN-GRND-4017	Conduct offensive operations	4-46
RECN-GRND-4018	Conduct defensive operations	4-48
RECN-GRND-4019	Establish and Operate a Patrol Base	4-49
RECN-GRND-4020	Establish and Operate an Observation Post (OP)	4-50
RECN-GRND-4021	Establish and Operate a Hide Site/ORP	4-51
RECN-GRND-4022	Establish and Operate a Laager Site	4-52
RECN-GRND-4023	Initiate Evasion	4-54
RECN-GRND-4024	Conduct tracking operations	4-55
RECN-GRND-4025	Conduct a link up	4-56
RECN-GRND-4026	Establish a Helicopter Landing Site	4-57
RECN-GRND-4027	Establish a Drop Zone	4-58
RECN-GRND-4028	Conduct sensor implant and recovery	4-59
RECN-GRND-4029	Cross a horizontal obstacles	4-60
RECN-GRND-4030	Cross a vertical obstacles	4-61
RECN-GRND-4031	Move through a built-up area	4-61
RECN-GRND-4032	Conduct hasty personnel/vehicle checkpoint operations	4-63
RECN-GRND-4033	Process detainees	4-64
RECN-INTL-4001	Provide Level I Intelligence Reports	4-66
RECN-MED-4001	Process Casualties	4-67
RECN-PLAN-4001	Conduct Deliberate Planning	4-68
RECN-PLAN-4002	Conduct Crisis Action Planning	4-69
RECN-PLAN-4003	Conduct Fire Support Coordination	4-71
RECN-PLAN-4004	Coordinate Combat Support	4-72
RECN-PLAN-4005	Conduct Operational Security	4-72
RECN-PLAN-4006	Adapt Force Protection Posture to Operational Environment	4-73
RECN-RAID-4001	Conduct Specialized Raid	4-74
RECN-RAID-4002	Conduct an assault	4-77
RECN-RAID-4003	Establish a Support by Fire/Overwatch Position	4-78
RECN-RAID-4004	Establish a Security Position	4-79
RECN-RAID-4005	Conduct Sensitive Site Exploitation (SSE)	4-81
RECN-SHAP-4001	Conduct Battlespace Shaping Operations	4-82
RECN-SHAP-4002	Conduct Sniper Operations in Support of Reconnaissance	4-85
RECN-SHAP-4003	Conduct Sniper Operations in Support of a Raid	4-86
RECN-SHAP-4004	Conduct Sniper Operations in support of vehicle interdiction	4-88
RECN-SHAP-4005	Conduct Counter Sniper Operations	4-89
RECN-SHAP-4006	Conduct Hunter/Killer Operations	4-91
RECN-SHAP-4007	Conduct an Ambush	4-94
RECN-SPIE-4001	Conduct Specialized Insertion and/or Extraction	4-97
RECN-SPIE-4002	Conduct Helicopter Operations	4-98
RECN-SPIE-4003	Conduct HRST Operations	4-99
RECN-SPIE-4004	Conduct Static Line Parachute Operations	4-100
RECN-SPIE-4005	Conduct a High Altitude Low Opening (HALO) parachute insertion	4-101
RECN-SPIE-4006	Conduct a High Altitude High Opening (HAHO) parachute insertion	4-103
RECN-SPIE-4007	Conduct an intentional water parachute insertion	4-105
RECN-SPIE-4008	Conduct Surface Vessel Deployment and/or Recovery	4-106

		Operations	
RECN-SPIE-4009		Conduct Small Craft Aerial Deployment Operations	4-107
RECN-SPIE-4010		Conduct Open Circuit Diving Operations	4-108
RECN-SPIE-4011		Conduct a Sub-surface Infiltration/Exfiltration	4-110
RECN-SPIE-4012		Conduct Submarine Deployment Operations	4-111
RECN-SURV-4001	Y	Conduct Surveillance	4-112
RECN-SURV-4002		Conduct Specific Target Surveillance	4-114
RECN-SURV-4003		Conduct Route Surveillance	4-115

4001. 4000-LEVEL EVENTS

RECN-AMPH-4001: Conduct Amphibious Reconnaissance

SUPPORTED MET(S): 4

EVALUATION-CODED: YES

SUSTAINMENT INTERVAL: 12 months

DESCRIPTION: This task provides the procedure for conducting amphibious reconnaissance in order to plan, coordinate, and conduct pre-landing hydrographic surveys of planned beaches, landing sites, and ports to determine ability to support amphibious operations. This task includes providing a Confirmatory Beach Report to the supported commander and conducting surveys of rivers to support river crossings and other riverine operations.

CONDITION: Given a mission, all required personnel, and C4I-related infrastructure and equipment.

STANDARD: By planning, rehearsing, inspecting, inserting, confirming, and conducting amphibious reconnaissance.

EVENT COMPONENTS:

1. Conduct planning.
2. Conduct movement.
3. Conduct mission.
4. Conduct extract.
5. Conduct debriefs.

PREREQUISITE EVENTS:

RECN-AMPH-4002	RECN-AMPH-4003	RECN-AMPH-4004
RECN-AMPH-4005	RECN-AMPH-4006	RECN-AMPH-4007
RECN-AMPH-4008	RECN-AMPH-4009	RECN-AMPH-4010
RECN-C2-4005	RECN-COLL-4001	RECN-COMM-4001
RECN-COND-1001	RECN-COND-1002	RECN-COND-1004
RECN-GRND-4002	RECN-GRND-4003	RECN-INTL-4001
RECN-MED-4001	RECN-PLAN-4001	RECN-PLAN-4002
RECN-SPIE-4001	RECN-SURV-4001	

RELATED EVENTS:

RECN-AMPH-2401	RECN-AMPH-2402	RECN-AMPH-2403
RECN-AMPH-2404	RECN-AMPH-2405	RECN-AMPH-2406

RECN-AMPH-2407	RECN-AMPH-2408	RECN-AMPH-2409
RECN-C2-2001	RECN-C2-2402	RECN-COLL-2402
RECN-COLL-2403	RECN-COLL-2404	RECN-COLL-2405
RECN-COLL-2409	RECN-COLL-2417	RECN-COLL-2421
RECN-COLL-2423	RECN-COMM-2402	RECN-COMM-2405
RECN-GRND-2401	RECN-GRND-2403	RECN-GRND-2406
RECN-MED-2401	RECN-PLAN-2401	RECN-PLAN-2414
RECN-SPIE-2401	RECN-SPIE-2403	RECN-SPIE-2404
RECN-SURV-2401		

REFERENCES:

1. BOWDITCH American Practical Navigator
2. COMDINST MI6114.5A U. S. Coast Guard Boat Crew Seamanship Manual
3. MCRP 3-11.3A Special Forces Waterborne Operations (TC 31-25)
4. MCWP 2-25 Ground Reconnaissance Operations
5. TM 09665A-13&P/1-1 Operation and Maintenance of the Combat Rubber Reconnaissance Craft

SUPPORT REQUIREMENTS:

RANGE/TRAINING AREA:

Facility Code 17410 Maneuver/Training Area, Light Forces
Facility Code 17411 Maneuver/Training Area, Amphibious Forces

EQUIPMENT: Surface/subsurface/aviation launch and recovery platform.

MISCELLANEOUS:

ADMINISTRATIVE INSTRUCTIONS: This type of training is classified as high risk training, refer to OPNAVINST 1500.75.

SPECIAL PERSONNEL CERTS: Coxswain, Safety Swimmers, Appropriate certified range safety and medical personnel.

RECN-AMPH-4002: Conduct small craft movement

SUPPORTED MET(S): None

EVALUATION-CODED: NO

SUSTAINMENT INTERVAL: 12 months

CONDITION: Given a recon team, organic amphibious equipment, an appropriate situation and mission.

STANDARD: By arriving at the assigned destination and in accordance with the commander's intent.

EVENT COMPONENTS:

1. Plan and prepare for small craft movement.
2. Conduct appropriate movement techniques.
3. Execute appropriate emergency procedures as required (e.g. man overboard, capsized boat, towing procedures, engine failure).

PREREQUISITE EVENTS:

RECN-AMPH-2002 RECN-AMPH-2003

CHAINED EVENTS: RECN-AMPH-1001

RELATED EVENTS:

RECN-AMPH-2401 RECN-AMPH-2402

REFERENCES:

1. BOWDITCH American Practical Navigator
2. COMDINST MI6114.5A U. S. Coast Guard Boat Crew Seamanship Manual
3. MCRP 3-11.3A Special Forces Waterborne Operations (TC 31-25)
4. MCWP 2-25 Ground Reconnaissance Operations
5. TM 09665A-13&P/1-1 Operation and Maintenance of the Combat Rubber Reconnaissance Craft

SUPPORT REQUIREMENTS:

RANGE/TRAINING AREA:

Facility Code 17411 Maneuver/Training Area, Amphibious Forces
Facility Code 17440 Personnel/Equipment Drop Zone

EQUIPMENT: Surface/subsurface/aviation launch and recovery platform.

MISCELLANEOUS:

ADMINISTRATIVE INSTRUCTIONS: This type of training is classified as high risk training, refer to OPNAVINST 1500.75.

SPECIAL PERSONNEL CERTS: Coxswain, Safety Swimmers, Appropriate certified range safety and medical personnel.

RECN-AMPH-4003: Conduct over the horizon operation

SUPPORTED MET(S): None

EVALUATION-CODED: NO

SUSTAINMENT INTERVAL: 12 months

DESCRIPTION: This task provides the procedure for executing a navigation plan by conducting a movement from a position over the horizon to the intended beach landing site (BLS).

CONDITION: Given a recon team, a mission, launch platform, an insertion craft, all required personnel, required equipment, and an IP more than 25 nautical miles from the BLS.

STANDARD: By planning and conducting a movement from a vessel and arriving at the assigned BLS within 1/10th of a nautical mile.

EVENT COMPONENTS:

1. Plan and prepare for over the horizon small craft movement.
2. Effect launch.

3. Commence OTH movement.
4. Conduct appropriate movement techniques.
5. Maintain communications.
6. Navigate at sea.
7. Execute appropriate emergency procedures as required. (e.g. man overboard, capsized boat, towing procedures, engine failure)
8. Execute mission.
9. Conduct recovery.

PREREQUISITE EVENTS:

REC-AMPH-1004	REC-AMPH-1005	REC-AMPH-1006
REC-AMPH-1007	REC-AMPH-1008	REC-AMPH-4002
REC-C2-4005	REC-COMM-4001	REC-GRND-4002
REC-GRND-4003	REC-GRND-4007	REC-GRND-4009
REC-GRND-4025	REC-PLAN-4001	REC-PLAN-4002
REC-SPIE-4008	REC-SPIE-4009	

CHAINED EVENTS: REC-AMPH-2001

RELATED EVENTS:

REC-AMPH-2401	REC-AMPH-2402	REC-AMPH-2403
REC-C2-2403	REC-COMM-2402	REC-COMM-2405
REC-GRND-2401	REC-GRND-2403	REC-GRND-2405
REC-INTL-2406	REC-PLAN-2401	REC-PLAN-2414
REC-SPIE-2401	REC-SPIE-2402	

REFERENCES:

1. BOWDITCH American Practical Navigator
2. COMDINST MI6114.5A U. S. Coast Guard Boat Crew Seamanship Manual
3. MCRP 3-11.3A Special Forces Waterborne Operations (TC 31-25)
4. MCWP 2-25 Ground Reconnaissance Operations
5. TM 09665A-13&P/1-1 Operation and Maintenance of the Combat Rubber Reconnaissance Craft

SUPPORT REQUIREMENTS:

RANGE/TRAINING AREA:

Facility Code 17411 Maneuver/Training Area, Amphibious Forces
Facility Code 17440 Personnel/Equipment Drop Zone

EQUIPMENT: Surface/subsurface/aviation launch and recovery platform.

MISCELLANEOUS:

ADMINISTRATIVE INSTRUCTIONS: This type of training is classified as high risk training, refer to OPNAVINST 1500.75.

SPECIAL PERSONNEL CERTS: Coxswain, Safety Swimmers, Appropriate certified range safety and medical personnel.

REC-AMPH-4004: Conduct a clandestine landing/withdrawal

SUPPORTED MET(S): None

EVALUATION-CODED: NO

SUSTAINMENT INTERVAL: 12 months

DESCRIPTION: This task provides the procedure for reconnaissance operations requiring clandestine landing and/or withdrawal using surface swimming, combat diving, or small craft.

CONDITION: Given a recon team, a mission, launch platform, all required personnel, and equipment.

STANDARD: By transporting all personnel and equipment through the surf-zone in all weather conditions.

EVENT COMPONENTS:

1. Plan and prepare for a clandestine amphibious landing/withdrawal.
2. Conduct movement.
3. Execute appropriate emergency procedures as required. (e.g. man overboard, capsized boat, towing procedures, engine failure)
4. Deploy scout swimmers, as required.
5. Conduct a reconnaissance of the beach landing site.
6. Signal and conduct ITG for main landing force, as required.
7. Land at BLS
8. Cache equipment and small craft, as required.
9. Conduct mission.
10. Conduct follow on missions as required.
11. Recover and launch small craft, as required.
12. Conduct exfiltration.

PREREQUISITE EVENTS:

REC-AMPH-1009	REC-AMPH-4002	REC-AMPH-4003
REC-AMPH-4010	REC-C2-4005	REC-COMM-4001
REC-GRND-2006	REC-GRND-4002	REC-GRND-4003
REC-GRND-4025	REC-MED-4001	REC-PLAN-4001
REC-PLAN-4002		

CHAINED EVENTS: REC-AMPH-3002

RELATED EVENTS:

REC-AMPH-2401	REC-AMPH-2402	REC-AMPH-2403
REC-AMPH-2404	REC-C2-2403	REC-COMM-2402
REC-COMM-2405	REC-GRND-2401	REC-GRND-2403
REC-GRND-2405	REC-INTL-2406	REC-PLAN-2401
REC-PLAN-2414		

REFERENCES:

1. BOWDITCH American Practical Navigator
2. COMDINST MI6114.5A U. S. Coast Guard Boat Crew Seamanship Manual
3. MCRP 2-12A Reconnaissance Reports Guide
4. MCRP 3-11.3A Special Forces Waterborne Operations (TC 31-25)
5. MCWP 2-25 Ground Reconnaissance Operations
6. TM 09665A-13&P/1-1 Operation and Maintenance of the Combat Rubber Reconnaissance Craft

SUPPORT REQUIREMENTS:

RANGE/TRAINING AREA:

Facility Code 17411 Maneuver/Training Area, Amphibious Forces
Facility Code 17440 Personnel/Equipment Drop Zone

EQUIPMENT: Surface/subsurface/aviation launch and recovery platform.

MISCELLANEOUS:

ADMINISTRATIVE INSTRUCTIONS: This type of training is classified as high risk training, refer to OPNAVINST 1500.75.

SPECIAL PERSONNEL CERTS: Coxswain, Safety Swimmers, Appropriate certified range safety and medical personnel.

RECN-AMPH-4005: Conduct a surface swim

SUPPORTED MET(S): None

EVALUATION-CODED: NO

SUSTAINMENT INTERVAL: 12 months

DESCRIPTION: This task provides the procedure for reconnaissance operations requiring insertion using surface swimming.

CONDITION: Given a recon team, a mission, launch platform, all required personnel, and equipment.

STANDARD: By swimming to the objective at a minimum distance of 5000 yards and arriving at the objective within 200 meters.

EVENT COMPONENTS:

1. Plan and prepare for surface swim.
2. Conduct movement.
3. Launch from platform.
4. Swim to outside surf zone.
5. Observe landing area for enemy presence.
6. Remove swimmer equipment and prepare operational gear, remaining in water.
7. Move through surf zone undetected.
8. Exit water, cross beach, and enter hinterland.
9. Conduct reconnaissance of immediate area for enemy presence and danger areas.
10. Confirm location on beach.
11. Cache equipment, as required.
12. Remove tracks from waterline to hinterland.
13. Upon completion of mission, enter extract beach undetected.
14. Observe beach for enemy activity.
15. Move to waterline, removing tracks/trails.
16. Swim out of surf zone to extract point.

PREREQUISITE EVENTS:

RECN-AMPH-1009

RECN-AMPH-1010

RECN-AMPH-4002

RECN-AMPH-4003	RECN-AMPH-4010	RECN-C2-4005
RECN-COMM-4001	RECN-COND-1001	RECN-COND-1002
RECN-COND-1004	RECN-GRND-2006	RECN-GRND-4002
RECN-GRND-4003	RECN-GRND-4025	RECN-MED-4001
RECN-PLAN-4001	RECN-PLAN-4002	

CHAINED EVENTS:

RECN-AMPH-3001 RECN-AMPH-3002

REFERENCES:

1. BOWDITCH American Practical Navigator
2. COMDINST MI6114.5A U. S. Coast Guard Boat Crew Seamanship Manual
3. MCRP 2-12A Reconnaissance Reports Guide
4. MCWP 2-25 Ground Reconnaissance Operations
5. TM 09665A-13&P/1-1 Operation and Maintenance of the Combat Rubber Reconnaissance Craft

SUPPORT REQUIREMENTS:

RANGE/TRAINING AREA:

Facility Code 17411 Maneuver/Training Area, Amphibious Forces
Facility Code 17440 Personnel/Equipment Drop Zone

EQUIPMENT: Surface/subsurface/aviation launch and recovery platform.

MISCELLANEOUS:

ADMINISTRATIVE INSTRUCTIONS: This type of training is classified as high risk training, refer to OPNAVINST 1500.75.

SPECIAL PERSONNEL CERTS: Coxswain, Safety Swimmers, Appropriate certified range safety and medical personnel.

RECN-AMPH-4006: Conduct a beach survey

SUPPORTED MET(S): None

EVALUATION-CODED: NO **SUSTAINMENT INTERVAL:** 12 months

DESCRIPTION: This task provides the procedure for conducting amphibious reconnaissance in order to plan, coordinate, and conduct pre-landing hydrographic surveys of planned beaches, landing sites, and ports to determine ability to support amphibious operations.

CONDITION: Given a recon team, a mission, launch platform, all required personnel, and equipment.

STANDARD: By collecting required information identified in a beach survey format.

EVENT COMPONENTS:

1. Plan and prepare for a beach survey.

2. Conduct movement.
3. Establish security.
4. Survey the beach and determine its characteristics.
5. Photograph, video, and sketch the beach, as required.
6. Determine the beach gradient.
7. Take soil samples of a beach.
8. Complete a beach survey report.
9. Transmit report via radio, as required.
10. Exfiltrate.

PREREQUISITE EVENTS:

RECN-AMPH-1012	RECN-AMPH-4003	RECN-AMPH-4004
RECN-COLL-2002	RECN-COLL-2021	RECN-COLL-2023
RECN-COLL-4001	RECN-COMM-4001	RECN-GRND-4002
RECN-GRND-4003	RECN-GRND-4004	RECN-GRND-4010
RECN-GRND-4016	RECN-GRND-4019	RECN-GRND-4025
RECN-INTL-1004	RECN-INTL-4001	RECN-PHOT-3001
RECN-PHOT-3002	RECN-PHOT-3004	RECN-SURV-4001

RELATED EVENTS:

RECN-AMPH-2406	RECN-C2-2403	RECN-COLL-2402
RECN-COLL-2421	RECN-COLL-2423	RECN-COMM-2402
RECN-COMM-2405	RECN-GRND-2401	RECN-GRND-2402
RECN-GRND-2403	RECN-GRND-2406	RECN-INTL-2404
RECN-INTL-2405	RECN-INTL-2406	RECN-PLAN-2401
RECN-PLAN-2413	RECN-PLAN-2414	RECN-SURV-2401

REFERENCES:

1. BOWDITCH American Practical Navigator
2. COMDINST MI6114.5A U. S. Coast Guard Boat Crew Seamanship Manual
3. MCRP 2-12A Reconnaissance Reports Guide
4. MCRP 3-11.3A Special Forces Waterborne Operations (TC 31-25)
5. MCWP 2-25 Ground Reconnaissance Operations
6. TM 09665A-13&P/1-1 Operation and Maintenance of the Combat Rubber Reconnaissance Craft

SUPPORT REQUIREMENTS:

RANGE/TRAINING AREA:

Facility Code 17411 Maneuver/Training Area, Amphibious Forces
Facility Code 17440 Personnel/Equipment Drop Zone

EQUIPMENT: Surface/subsurface/aviation launch and recovery platform.

MISCELLANEOUS:

ADMINISTRATIVE INSTRUCTIONS: This type of training is classified as high risk training, refer to OPNAVINST 1500.75.

SPECIAL PERSONNEL CERTS: Coxswain, Safety Swimmers, Appropriate certified range safety and medical personnel.

REC-AMPH-4007: Conduct actions in a platoon hydrographic survey

SUPPORTED MET(S): None

EVALUATION-CODED: NO **SUSTAINMENT INTERVAL:** 12 months

DESCRIPTION: This task provides the procedure for conducting amphibious reconnaissance in order to plan, coordinate, and conduct pre-landing hydrographic surveys of planned beaches, landing sites, and ports to determine ability to support amphibious operations.

CONDITION: Given a recon team, a mission, launch platform, all required personnel, and equipment.

STANDARD: By collecting information sufficient to constructing a hydrographic survey sketch.

EVENT COMPONENTS:

1. Plan and prepare for a hydrographic survey.
2. Conduct movement.
3. Conduct duties as the scout swimmer element, as required.
4. Establish security, as required.
5. Conduct underwater search, as required.
6. Gather information on obstacles.
7. Gather information on the hydrographic conditions.
8. Exfiltrate.

PREREQUISITE EVENTS:

REC-AMPH-1011	REC-AMPH-1013	REC-AMPH-4002
REC-AMPH-4003	REC-AMPH-4009	REC-COLL-2002
REC-COLL-2004	REC-COLL-2021	REC-COLL-2023
REC-COLL-4001	REC-COMM-4001	REC-GRND-4002
REC-GRND-4003	REC-GRND-4004	REC-GRND-4010
REC-GRND-4016	REC-GRND-4028	REC-INTL-1004
REC-INTL-4001	REC-PLAN-4001	REC-SPIE-4001

CHAINED EVENTS:

REC-AMPH-3001	REC-AMPH-3002	REC-SPIE-3001
---------------	---------------	---------------

RELATED EVENTS:

REC-AMPH-2407	REC-AMPH-2409	REC-C2-2403
REC-COLL-2402	REC-COLL-2404	REC-COLL-2421
REC-COLL-2423	REC-COMM-2402	REC-COMM-2403
REC-GRND-2401	REC-GRND-2402	REC-INTL-2404
REC-INTL-2405	REC-INTL-2406	REC-PLAN-2401
REC-PLAN-2413	REC-PLAN-2414	

REFERENCES:

1. BOWDITCH American Practical Navigator
2. COMDINST MI6114.5A U. S. Coast Guard Boat Crew Seamanship Manual
3. MCRP 2-12A Reconnaissance Reports Guide
4. MCRP 3-11.3A Special Forces Waterborne Operations (TC 31-25)
5. MCWP 2-25 Ground Reconnaissance Operations
6. TM 09665A-13&P/1-1 Operation and Maintenance of the Combat Rubber

Reconnaissance Craft

SUPPORT REQUIREMENTS:

RANGE/TRAINING AREA:

Facility Code 17411 Maneuver/Training Area, Amphibious Forces
Facility Code 17440 Personnel/Equipment Drop Zone

EQUIPMENT: Surface/subsurface/aviation launch and recovery platform.

MISCELLANEOUS:

ADMINISTRATIVE INSTRUCTIONS: This type of training is classified as high risk training, refer to OPNAVINST 1500.75.

SPECIAL PERSONNEL CERTS: Coxswain, Safety Swimmers, Appropriate certified range safety and medical personnel.

RECN-AMPH-4008: Establish a Beach Landing Site

SUPPORTED MET(S): None

EVALUATION-CODED: NO

SUSTAINMENT INTERVAL: 12 months

DESCRIPTION: This task provides the procedure to provide initial terminal guidance (ITG) to assault support craft prior to the arrival of the supported unit.

CONDITION: Given a recon team, a mission, launch platform, all required personnel, and equipment.

STANDARD: By establishing communications, and providing initial terminal guidance (ITG) to assault support craft prior to the arrival of the supported unit.

EVENT COMPONENTS:

1. Plan and prepare to establish a beach landing site.
2. Conduct movement.
3. Select the landing site.
4. Establish security for the landing site.
5. Establish communications, as required.
6. Mark or remove of all obstacles or debris on the landing site, as required.
7. Mark the landing site.
8. Establish communications with the craft.
9. Transmit current landing site conditions.
10. Locate the craft.
11. Guide the craft into the landing site.

PREREQUISITE EVENTS:

RECN-AMPH-1014
RECN-COLL-2002

RECN-AMPH-4003
RECN-COLL-2005

RECN-AMPH-4004
RECN-COLL-2009

RECNCOLL-2021	RECNCOLL-2023	RECNCOLL-4001
RECNCOMM-4001	RECNGRND-4002	RECNGRND-4003
RECNGRND-4004	RECNGRND-4010	RECNGRND-4012
RECNGRND-4014	RECNGRND-4016	RECNGRND-4019
RECNGRND-4020	RECNGRND-4021	RECNGRND-4025
RECNIINTL-1004	RECNIINTL-4001	RECPLAN-4001
RECPLAN-4002	RECNSPIE-4001	RECSURV-4001

RELATED EVENTS:

RECNCOLL-2408	RECNC2-2403	RECNCOLL-2402
RECNCOLL-2405	RECNCOLL-2409	RECNCOLL-2421
RECNCOLL-2423	RECNCOMM-2402	RECNCOMM-2403
RECNGRND-2401	RECNGRND-2402	RECNGRND-2406
RECNGRND-2407	RECNGRND-2408	RECNIINTL-2404
RECNIINTL-2405	RECNIINTL-2406	RECPLAN-2401
RECPLAN-2413	RECPLAN-2414	RECSURV-2401

REFERENCES:

1. BOWDITCH American Practical Navigator
2. COMDINST MI6114.5A U. S. Coast Guard Boat Crew Seamanship Manual
3. MCRP 2-12A Reconnaissance Reports Guide
4. MCRP 3-11.3A Special Forces Waterborne Operations (TC 31-25)
5. MCWP 2-25 Ground Reconnaissance Operations
6. MCWP 3-13 Employment of Amphibious Assault Vehicles
7. TM 09665A-13&P/1-1 Operation and Maintenance of the Combat Rubber Reconnaissance Craft
8. USSOCOM Security Classification Guide for Sensitive Site Exploitation

SUPPORT REQUIREMENTS:

RANGE/TRAINING AREA:

Facility Code 17411 Maneuver/Training Area, Amphibious Forces
Facility Code 17440 Personnel/Equipment Drop Zone

EQUIPMENT: Surface/subsurface/aviation launch and recovery platform.

MISCELLANEOUS:

ADMINISTRATIVE INSTRUCTIONS: This type of training is classified as high risk training, refer to OPNAVINST 1500.75.

SPECIAL PERSONNEL CERTS: Coxswain, Safety Swimmers, Appropriate certified range safety and medical personnel.

RECNCOLL-4009: Conduct an underwater search

SUPPORTED MET(S): None

EVALUATION-CODED: NO **SUSTAINMENT INTERVAL:** 12 months

DESCRIPTION: This task provides the procedures to conduct diving operations in support of data collection and for recovery of personnel and equipment

utilizing dive equipment.

CONDITION: Given a recon team, a mission that requires an underwater search, launch platform, all required personnel, and equipment.

STANDARD: To satisfy higher commands information requirement(s).

EVENT COMPONENTS:

1. Plan and prepare to conduct an underwater search.
2. Conduct dive brief.
3. Conduct movement.
4. Don equipment.
5. Receive dive supervisor personnel inspections.
6. Insert at dive point.
7. Conduct a hull search, as required.
8. Conduct a jack stay search, as required.
9. Conduct a circle line search, as required.
10. Conduct a pier search, as required.
11. Communicate while underwater, as required.
12. Surface.
13. Report findings to diving supervisor.

PREREQUISITE EVENTS:

RECN-AMPH-1011	RECN-AMPH-4002	RECN-COMM-4001
RECN-GRND-4010	RECN-PLAN-4001	RECN-SPIE-2013
RECN-SPIE-2014	RECN-SPIE-2015	RECN-SPIE-4001

CHAINED EVENTS: RECN-SPIE-3001

RELATED EVENTS:

RECN-AMPH-2409	RECN-C2-2403	RECN-COMM-2402
RECN-COMM-2403	RECN-INTL-2406	RECN-PLAN-2401
RECN-PLAN-2414		

REFERENCES:

1. MCO 3150.4 Diving Policy and Administration
2. MCRP 3-11.3A Special Forces Waterborne Operations (TC 31-25)
3. MCRP 3-35.9A Multi-Service Tactics, Techniques, and Procedures for military diving operations
4. MCWP 2-25 Ground Reconnaissance Operations
5. SS521-AG-PRO-010 United States Navy Dive Manual

SUPPORT REQUIREMENTS:

RANGE/TRAINING AREA:

Facility Code 17411 Maneuver/Training Area, Amphibious Forces
Facility Code 17440 Personnel/Equipment Drop Zone

EQUIPMENT: Surface/subsurface/aviation launch and recovery platform.

MISCELLANEOUS:

ADMINISTRATIVE INSTRUCTIONS: This type of training is classified as high risk training, refer to OPNAVINST 1500.75.

SPECIAL PERSONNEL CERTS: 1. Participants in this event must be current divers. 2. Current Dive Supervisor.

RECN-AMPH-4010: Conduct mounted/dismounted engagements

SUPPORTED MET(S): None

EVALUATION-CODED: NO

SUSTAINMENT INTERVAL: 1 month

CONDITION: Given a recon team, a mission, a launch platform, all required personnel, and equipment.

STANDARD: By eliminating the threat and/or breaking contact.

EVENT COMPONENTS:

1. Mounted/dismounted unit conducts battle drills appropriate to given tactical situation.
2. Unit counters enemy engagement.
3. Unit utilizes fire support in accordance with fire support plan, utilizing all assets available.
4. Unit conducts immediate action drill appropriate to given tactical situation. Response is sufficient to gain fire superiority facilitating maneuver on or breaking contact with the enemy.
5. Medical Evacuations, whether ground or air, are identified and coordinated with higher.

PREREQUISITE EVENTS:

RECN-C2-4004	RECN-C2-4005	RECN-COMM-4001
RECN-DEMO-1001	RECN-DEMO-1002	RECN-GRND-1004
RECN-GRND-2009	RECN-GRND-2011	RECN-GRND-4005
RECN-GRND-4008	RECN-GRND-4033	RECN-MED-3001
RECN-MED-3002	RECN-MED-3003	RECN-MED-3004
RECN-MED-4001	RECN-PLAN-4001	RECN-PLAN-4002
RECN-PLAN-4003	RECN-SHAP-3009	RECN-SHAP-3024
RECN-WPNS-1001	RECN-WPNS-1002	RECN-WPNS-1003
RECN-WPNS-1005	RECN-WPNS-1016	RECN-WPNS-1017
RECN-WPNS-1018	RECN-WPNS-1019	RECN-WPNS-1020
RECN-WPNS-1021	RECN-WPNS-1022	RECN-WPNS-1023
RECN-WPNS-1024	RECN-WPNS-1025	RECN-WPNS-2001
RECN-WPNS-2027	RECN-WPNS-2028	RECN-WPNS-2039
RECN-WPNS-2040	RECN-WPNS-2048	

RELATED EVENTS:

RECN-C2-2402	RECN-C2-2403	RECN-DEMO-2401
RECN-GRND-2403	RECN-GRND-2419	RECN-MED-2401
RECN-PLAN-2414	RECN-WPNS-2401	

REFERENCES:

1. FM 31-23 SPECIAL FORCES MOUNTED OPERATIONS TACTICS, TECHNIQUES, AND PROCEDURES
2. MCRP 2-25A Reconnaissance Reports Guide
3. MCWP 2-25 Ground Reconnaissance Operations

4. MCWP 3-11.2 Marine Rifle Squad
5. MCWP 3-11.3 Scouting and Patrolling
6. MCWP 3-15.1 Machineguns and Machinegun Gunnery
7. MCWP 3-16.6 Supporting Arms Observer, Spotter and Controller

SUPPORT REQUIREMENTS:

ORDNANCE:

<u>DODIC</u>	<u>Quantity</u>
A059 Cartridge, 5.56mm Ball M855 10/Clip	480 cartridges per weapon
A063 Cartridge, 5.56mm Tracer M856 Single	160 cartridges per weapon
A064 Cartridge, 5.56mm 4 Ball M855/1 Trac	1600 cartridges per weapon
A131 Cartridge, 7.62mm 4 Ball M80/1 Trace	4000 cartridges per weapon
A576 Cartridge, Caliber .50 4 API M8/1 AP	4000 cartridges per weapon
B508 Cartridge, 40mm Green Smoke Ground M	16 cartridges per weapon
B509 Cartridge, 40mm Yellow Smoke Ground	16 cartridges per weapon
B542 Cartridge, 40mm HEDP M430/M430A1 Lin	160 cartridges per weapon
B546 Cartridge, 40mm HEDP M433	40 cartridges per weapon
G881 Grenade, Hand Fragmentation M67	2 grenades per Marine
G930 Grenade, Hand Smoke HC AN-M8	8 grenades per Marine
G940 Grenade, Hand Green Smoke M18	16 grenades per Team
G945 Grenade, Hand Yellow Smoke M18	16 grenades per Team
G950 Grenade, Hand Red Smoke M18	16 grenades per Team
L306 Signal, Illumination Ground Red Star	16 signals per Team
L307 Signal, Illumination Ground White St	16 signals per Team
L312 Signal, Illumination Ground White St	16 signals per Team
L314 Signal, Illumination Ground Green St	16 signals per Team
L324 Signal, Smoke Ground Green Parachute	16 signals per Team

RANGE/TRAINING AREA:

Facility Code 17410 Maneuver/Training Area, Light Forces
Facility Code 17430 Impact Area Dudded
Facility Code 17581 Machine Gun Field Fire Range
Facility Code 17581 Machine Gun Field Fire Range
Facility Code 17710 Multipurpose Training Range (MPTR)
Facility Code 17730 Fire and Movement Range

EQUIPMENT: Surface/subsurface/aviation launch and recovery platform.

OTHER SUPPORT REQUIREMENTS: 1. Crew-Served Weapons (as required): HMG, MMG, MK-19. 2. Optics Devices: Day, Night, and Thermal. 3. Navigational Aids. 4. Live fire and maneuver range. 5. Mobility platform(s).

MISCELLANEOUS:

ADMINISTRATIVE INSTRUCTIONS: This type of training is classified as high risk training; refer to OPNAVINST 1500.75.G811, G878, A080, A075 and B518 can be used during training.

SPECIAL PERSONNEL CERTS: Coxswain, Safety Swimmers, Appropriate certified range safety and medical personnel.

REC-N-C2-4001: Deploy to the Operational Area

SUPPORTED MET(S): 1

EVALUATION-CODED: YES

SUSTAINMENT INTERVAL: 12 months

DESCRIPTION: This task describes the procedures to move units and their systems from one position to another in order to gain a position of advantage over or avoid a position of disadvantage with respect to an enemy.

CONDITION: Given a mission with operational/strategic significance, in a hostile, politically sensitive or denied environment and possessing all required personnel, required external support and equipment, and C4I-related infrastructure and equipment.

STANDARD: By arriving at the area of operations with all mission-essential personnel while maintaining operations security.

EVENT COMPONENTS:

1. Conduct Pre-deployment activities.
2. Participate in the Pre-deployment Site Survey (PDSS), as required.
3. Conduct Operational Planning.
4. Conduct Logistical Planning.
5. Conduct deployment.

PREREQUISITE EVENTS:

REC-N-C2-4002 REC-N-PLAN-4001 REC-N-PLAN-4002
REC-N-PLAN-4006

REFERENCES:

1. MCWP 2-25 Ground Reconnaissance Operations
2. MCWP 5-1 Marine Corps Planning Process (MCP)

REC-N-C2-4002: Prepare supplies, equipment, and vehicles for embarkation

SUPPORTED MET(S): 1

EVALUATION-CODED: YES

SUSTAINMENT INTERVAL: 12 months

DESCRIPTION: Embarkation readiness includes having all materials to prepare gear and personnel for movement.

CONDITION: Given the materials required, prepare the team's gear and equipment for embarkation.

STANDARD: By having the team ready for embarkation within the time allotted in the movement order and associated annexes.

EVENT COMPONENTS:

1. Ensure that all containers/boxes are serviceable.
2. Ensure that all containers/boxes have the proper tactical markings.
3. Submit request for pallet boards to platoon HQ, as required.

4. Submit request for packing lists envelopes to platoon HQ, as required.
5. Ensure pallets are serviceable.
6. Submit request for banding material to platoon HQ, as required.
7. Submit request for waterproofing materials to platoon HQ, as required.
8. Ensure vehicles are thoroughly clean.
9. Ensure lashing materials (cargo straps) to secure mobile loads are available (coordinate with platoon HQ).
10. Ensure fuel and water cans are available from Supply and MT section.
11. Submit request for embarkation placards to platoon HQ, as required.
12. Submit request for vehicle shoring to platoon HQ, as required.

PREREQUISITE EVENTS:

RECN-PLAN-4001 RECN-PLAN-4002

REFERENCES:

1. MCRP 4-11.3G Unit Embarkation Handbook
2. MCWP 2-25 Ground Reconnaissance Operations

SUPPORT REQUIREMENTS:

EQUIPMENT: Water proofing materials, packing lists, packing lists envelopes, Embarkation placards, Pallet boards, Vehicle shoring, Duct tape, Stencils, Spray paint, Color coded tags, Baggage tags, serialized bands

OTHER SUPPORT REQUIREMENTS: Personal gear (seabags, kit bags, issue packs) must be properly marked (color coded) as per guidance from platoon HQ.

MISCELLANEOUS:

ADMINISTRATIVE INSTRUCTIONS: The S-4 will provide assistance and supervision throughout the process.

RECN-C2-4003: Conduct small unit training

SUPPORTED MET(S): None

EVALUATION-CODED: NO

SUSTAINMENT INTERVAL: 12 months

CONDITION: Given a recon team, required external support and equipment, and a mission.

STANDARD: To ensure the individual and collective training tasks are performed to standard.

EVENT COMPONENTS:

1. Determine the task to be trained from the platoon training schedule.
2. Review the training standard.
3. Request the required resources from higher headquarters.
4. Prepare a training outline that explains how the training will be conducted.
5. Prepare the training area.
6. Assemble the team.

7. Explain the training standard.
8. Conduct a safety brief.
9. Conduct the instruction, in accordance with the training outline.
10. Evaluate the performance of the team, in accordance with the training standard.
11. Remediate Marines that do not master the training standard.
12. Brief results of training to Plt Sgt/Plt Cmdr.
13. Update individual training records.

PREREQUISITE EVENTS:

RECN-PLAN-4001 RECN-PLAN-4006

RELATED EVENTS:

RECN-C2-2401 RECN-C2-2403 RECN-PLAN-2410
RECN-PLAN-2414 RECN-PLAN-2416

REFERENCES:

1. FM 25-10 Leaders Guide to Lane Training
2. MCRP 3-0B How to Conduct Training

RECN-C2-4004: Conduct Live Fire Range Operations

SUPPORTED MET(S): None

EVALUATION-CODED: NO **SUSTAINMENT INTERVAL:** 12 months

CONDITION: Given a recon team, required external support and equipment, and a mission.

STANDARD: By ensuring that marksmanship fundamentals and safety regulations are applied.

EVENT COMPONENTS:

1. Review range safety orders and regulations governing range operations.
2. Draw range safety diagrams and Safe Danger Zones (SDZ) for the designated range, as required.
3. Brief explosive handling procedures (transporting, storing, and disposal of excess class V (W)).
4. Brief hazardous material protection methods.
5. Brief range operations.
6. Conduct range safety brief.
7. Brief Operational Risk Management (ORM) assessment.
8. Brief the pertinent information concerning training preparation of the designated range, class V (W) to be used, safety procedures, and draw safety diagrams to be briefed to the participants.
9. Ensure that required safety support is present (road guards, corpsman, RSO, etc).

PREREQUISITE EVENTS:

RECN-C2-4003 RECN-PLAN-4001 RECN-PLAN-4006
RECN-WPNS-2001

RELATED EVENTS:

REC N-C2-2401	REC N-C2-2402	REC N-C2-2403
REC N-PLAN-2410	REC N-PLAN-2414	REC N-PLAN-2416
REC N-WPNS-2401		

REFERENCES:

1. FM 5-250 Explosives and Demolitions
2. MCB and applicable Range Control SOP
3. MCO 3500.27 Operational Risk Management (ORM)
4. MCRP 3-01A Rifle Marksmanship

SUPPORT REQUIREMENTS:

RANGE/TRAINING AREA:

Facility Code 17310 Range Operations Building
Facility Code 17502 Non-Standard Small Arms Range

UNITS/PERSONNEL: (1) RSO, (1) OIC, (1) Corpsmen and additional safety personnel as required.

MISCELLANEOUS:

ADMINISTRATIVE INSTRUCTIONS: RSO should review USMC Range Safety Pocket Guide Version 1.4 and have TMs for weapons used on hand.

SPECIAL PERSONNEL CERTS: Marine Net Range Safety Course (C1060120CA), and MCB Range Safety Officer Course.

REC N-C2-4005: Conduct an after action review

SUPPORTED MET(S): None

EVALUATION-CODED: NO **SUSTAINMENT INTERVAL:** 12 months

CONDITION: Given a recon team, a situation or event, and required resources.

STANDARD: By identifying lessons learned.

EVENT COMPONENTS:

1. Designate area for after action.
2. Lay out and account for all unit and individual equipment.
3. Discuss observations of personnel during event.
4. Engage all personnel for inputs.
5. Conduct after action following debriefing format.
6. Provide changes to original plans and overlays.
7. Make recommendations for changes to SOPs and TTPs.
8. Compile information obtained and submit to higher.

PREREQUISITE EVENTS:

REC N-C2-4003	REC N-C2-4004	REC N-WPNS-2001
---------------	---------------	-----------------

RELATED EVENTS:

RECNC2-2401 RECNC2-2402 RECNC2-2403
RECNCW-2401

REFERENCES:

1. MCRP 3-0B How to Conduct Training
2. MCWP 2-25 Ground Reconnaissance Operations

RECNCOLL-4001: Conduct Area Assessment

SUPPORTED MET(S): None

EVALUATION-CODED: NO **SUSTAINMENT INTERVAL:** 12 months

DESCRIPTION: This task provides the procedure for obtaining all available information about an area.

CONDITION: Given a recon team, a mission, all required personnel and C4I-related infrastructure and equipment.

STANDARD: By planning, rehearsing, inspecting, inserting, confirming, and conducting reconnaissance or surveillance.

EVENT COMPONENTS:

1. Conduct planning.
2. Conduct movement.
3. Confirm target.
4. Control target.
5. Conduct turnover.
6. Conduct extract.
7. Conduct debriefs.

PREREQUISITE EVENTS:

RECNCOLL-3001	RECNCOLL-3002	RECNCOLL-3003
RECNCOLL-3004	RECNCOLL-3005	RECNCOLL-3006
RECNCOLL-3007	RECNCOLL-3008	RECNCOLL-3009
RECNCOLL-3010	RECNCOLL-3011	RECNCOLL-3012
RECNCOLL-3013	RECNCOLL-3014	RECNCOLL-3015
RECNCOLL-3016	RECNCOLL-3017	RECNCOLL-3018
RECNCOLL-3019	RECNCOLL-3020	RECNGRND-4002
RECNGRND-4003	RECNGRND-4010	RECNGRND-4011
RECNGRND-4012	RECNGRND-4013	RECNGRND-4014
RECNGRND-4015	RECNGRND-4016	RECNCINTL-4001
RECNCPLAN-4001	RECNCPLAN-4002	RECNCPLAN-4006
RECNCURV-4001		

RELATED EVENTS:

RECNCOLL-2401	RECNCOLL-2403	RECNCOLL-2406
RECNCOLL-2409	RECNCOLL-2415	RECNCOLL-2416
RECNCOLL-2422	RECNCOLL-2423	RECNCOLL-2424
RECNGRND-2401	RECNGRND-2410	RECNCINTL-2402
RECNCINTL-2404	RECNCINTL-2405	RECNCINTL-2406

RECN-PLAN-2401 RECN-PLAN-2413 RECN-PLAN-2414
RECN-SURV-2401 RECN-SURV-2402

REFERENCES:

1. FM 3-05.204 Special Forces Special Reconnaissance
 2. FM 3-05.220 Special Forces Advanced Special Operations (S\NF)
 3. MCRP 2-25A Reconnaissance Reports Guide
 4. MCWP 2-25 Ground Reconnaissance Operations
 5. MCWP 2-6 Counterintelligence
 6. MCWP 3-13 Employment of Amphibious Assault Vehicles
 7. MCWP 3-16.6 Supporting Arms Observer, Spotter and Controller
 8. TC 31-16 Special Forces Preparation of the Environment (S\NF)
-

RECN-COMM-4001: Establish communications

SUPPORTED MET(S): None

EVALUATION-CODED: NO **SUSTAINMENT INTERVAL:** 6 months

CONDITION: Given a recon team, a mission, all required personnel, Communication-Electronics Operations Instructions (CEOI), and voice and data communications equipment.

STANDARD: By receiving/inputting mission information in order to accomplish the commander's intent.

EVENT COMPONENTS:

1. Determine communication requirements based on mission analysis.
2. Request communication and logistic support based on the communications plan.
3. Establish, operate, and maintain data and voice networks with higher, adjacent, subordinate and supporting (HASS) organizations, as required.

PREREQUISITE EVENTS:

RECN-COMM-1001	RECN-COMM-1007	RECN-COMM-1009
RECN-COMM-1011	RECN-COMM-1012	RECN-COMM-1013
RECN-COMM-2001	RECN-COMM-3001	RECN-COMM-3002
RECN-COMM-3003	RECN-PLAN-1005	RECN-PLAN-4001
RECN-PLAN-4002		

RELATED EVENTS:

RECN-COMM-2401	RECN-COMM-2402	RECN-COMM-2403
RECN-COMM-2404	RECN-COMM-2405	RECN-COMM-2406
RECN-COMM-2601		

REFERENCES:

1. MCDP 6 Command and Control
 2. MCRP 3-40.3B Radio Operator's Handbook
 3. MCWP 2-25 Ground Reconnaissance Operations
-

RECN-DEMO-4001: Employ Demolitions in support of Offensive Operations

SUPPORTED MET(S): None

EVALUATION-CODED: NO **SUSTAINMENT INTERVAL:** 12 months

DESCRIPTION: Employ Class V(W) munitions to reduce/destroy the enemy's capabilities, equipment, and freedom to maneuver.

CONDITION: Given a recon team, a mission, all required personnel and equipment.

STANDARD: By reducing and/or destroying the enemy's capabilities, equipment, and freedom to maneuver.

EVENT COMPONENTS:

1. Review the mission.
2. Coordinate with supporting unit(s).
3. Conduct planning and preparation.
4. Prepare equipment and materials for operation.
5. Conduct movement.
6. Setup security.
7. Prepare charges.
8. Place charges.
9. Reduce target(s).
10. Continue mission, as required.
11. Submit required reports.

PREREQUISITE EVENTS:

RECN-DEMO-1005	RECN-DEMO-1007	RECN-DEMO-1008
RECN-DEMO-2008	RECN-DEMO-3003	RECN-DEMO-3011
RECN-DEMO-3012	RECN-DEMO-3013	RECN-GRND-4002
RECN-GRND-4003	RECN-GRND-4004	RECN-GRND-4019
RECN-PLAN-4001	RECN-PLAN-4002	

RELATED EVENTS:

RECN-AMPH-2401	RECN-AMPH-2402	RECN-GRND-2401
RECN-GRND-2402	RECN-GRND-2406	RECN-PLAN-2401
RECN-PLAN-2414		

REFERENCES:

1. FM 3-34.119 Improvised Explosive Device (IED) Defeat
 2. FM 3-34.210 Explosive Hazard Operations
 3. FM 3-34.214 Explosives and Demolitions
 4. FM 5-102 Countermobility
 5. Guidebook USMC Assault Entry Techniques Vol 1 and II
 6. MCRP 2-12A Reconnaissance Reports Guide
 7. MCRP 3-17A Engineer Field Data
 8. MCRP 3-17B Engineer Forms and Reports
 9. MCWP 2-25 Ground Reconnaissance Operations
 10. MCWP 3-17 Engineer Operations
-

RECEN-DEMO-4002: Employ Demolitions in support of Defensive Operations

SUPPORTED MET(S): None

EVALUATION-CODED: NO

SUSTAINMENT INTERVAL: 12 months

DESCRIPTION: Employ Class V (W) munitions to reduce/destroy the enemy's capabilities, equipment, and freedom to maneuver.

CONDITION: Given a recon team, a mission, all required personnel and equipment.

STANDARD: By reducing and/or destroying the enemy's capabilities, equipment, and freedom to maneuver.

EVENT COMPONENTS:

1. Review the mission.
2. Coordinate with supporting unit(s).
3. Conduct planning and preparation.
4. Prepare equipment and materials for operation.
5. Conduct movement.
6. Setup security.
7. Prepare charges.
8. Place charges.
9. Reduce target(s).
10. Continue mission, as required.
11. Submit required reports.

PREREQUISITE EVENTS:

RECEN-DEMO-1003	RECEN-DEMO-1004	RECEN-DEMO-1005
RECEN-DEMO-1006	RECEN-DEMO-1007	RECEN-DEMO-1008
RECEN-DEMO-2008	RECEN-DEMO-3011	RECEN-DEMO-3012
RECEN-DEMO-3013	RECEN-GRND-4002	RECEN-GRND-4003
RECEN-GRND-4004	RECEN-GRND-4019	RECEN-PLAN-4001
RECEN-PLAN-4002		

RELATED EVENTS:

RECEN-DEMO-2401	RECEN-GRND-2401	RECEN-GRND-2402
RECEN-GRND-2406	RECEN-PLAN-2401	RECEN-PLAN-2414

REFERENCES:

1. FM 3-34.119 Improvised Explosive Device (IED) Defeat
 2. FM 3-34.210 Explosive Hazard Operations
 3. FM 3-34.214 Explosives and Demolitions
 4. FM 5-102 Countermobility
 5. Guidebook USMC Assault Entry Techniques Vol 1 and II
 6. MCRP 2-12A Reconnaissance Reports Guide
 7. MCRP 3-17A Engineer Field Data
 8. MCRP 3-17B Engineer Forms and Reports
 9. MCWP 2-25 Ground Reconnaissance Operations
 10. MCWP 3-17 Engineer Operations
-

REC-GRND-4001: Conduct Ground Reconnaissance

SUPPORTED MET(S): 5

EVALUATION-CODED: YES

SUSTAINMENT INTERVAL: 12 months

DESCRIPTION: This task provides the procedure for conducting ground reconnaissance in order to conduct collections within the MAGTF Area of Operations and Area of Influence. Ground Reconnaissance teams may be tasked to conduct and perform area reconnaissance, zone reconnaissance, and employ surveillance assets. When properly task organized with other forces, equipment, or personnel, Ground Reconnaissance teams can conduct specialized engineer, radio, mobile, and other unique reconnaissance missions.

CONDITION: Given a mission, all required personnel, and C4I-related infrastructure and equipment.

STANDARD: By planning, rehearsing, inspecting, inserting, confirming, and conducting ground reconnaissance.

EVENT COMPONENTS:

1. Conduct planning.
2. Conduct movement.
3. Conduct mission.
4. Conduct extract.
5. Conduct debriefs.

PREREQUISITE EVENTS:

REC-GRND-4001	REC-COMM-4001	REC-COND-1001
REC-COND-1002	REC-COND-1003	REC-DEMO-4001
REC-DEMO-4002	REC-GRND-4002	REC-GRND-4003
REC-GRND-4004	REC-GRND-4005	REC-GRND-4006
REC-GRND-4007	REC-GRND-4008	REC-GRND-4009
REC-GRND-4010	REC-GRND-4011	REC-GRND-4012
REC-GRND-4013	REC-GRND-4014	REC-GRND-4015
REC-GRND-4016	REC-GRND-4017	REC-GRND-4018
REC-GRND-4019	REC-GRND-4020	REC-GRND-4021
REC-GRND-4022	REC-GRND-4023	REC-GRND-4024
REC-GRND-4025	REC-GRND-4026	REC-GRND-4027
REC-GRND-4028	REC-GRND-4029	REC-GRND-4030
REC-GRND-4031	REC-GRND-4032	REC-GRND-4033
REC-INTL-4001	REC-MED-4001	REC-PLAN-4001
REC-PLAN-4002	REC-SPIE-4001	REC-SURV-4001

RELATED EVENTS:

REC-C2-2403	REC-COLL-2401	REC-COLL-2403
REC-COLL-2405	REC-COLL-2406	REC-COLL-2407
REC-COLL-2408	REC-COLL-2409	REC-COLL-2410
REC-COLL-2412	REC-COLL-2413	REC-COLL-2415
REC-COLL-2416	REC-COLL-2417	REC-COLL-2418
REC-COLL-2419	REC-COLL-2420	REC-COLL-2422
REC-COLL-2423	REC-COLL-2424	REC-COMM-2402
REC-GRND-2401	REC-INTL-2406	

REFERENCES:

1. MCWP 2-25 Ground Reconnaissance Operations
 2. MCWP 3-11.3 Scouting and Patrolling
 3. MCWP 3-15.3 Scout Sniping
 4. SH 21-76 Ranger Handbook
-

RECN-GRND-4002: Conduct Operations in Special Terrain

SUPPORTED MET(S): None

EVALUATION-CODED: NO

SUSTAINMENT INTERVAL: 12 months

CONDITION: Given a mission, all required personnel, and C4I-related infrastructure and equipment.

STANDARD: By gaining access to the environment, persisting within the operational area, effectively blending into the operational environment, maintaining security, reacting appropriately to the enemy situation, and accomplishing the assigned mission.

EVENT COMPONENTS:

1. Conduct operations in a jungle environment.
2. Conduct riverine operations.
3. Conduct a river crossing.
4. Conduct operations in an urban terrain.
5. Conduct operations in a desert environment.
6. Conduct operations in mountainous terrain.
7. Conduct operations in a cold weather environment.

PREREQUISITE EVENTS:

RECN-COMM-4001	RECN-COND-1001	RECN-COND-1002
RECN-COND-1003	RECN-COND-1004	RECN-GRND-2001
RECN-GRND-4029	RECN-GRND-4030	RECN-PLAN-4001
RECN-PLAN-4002	RECN-SERE-1008	RECN-SERE-1009
RECN-SERE-1010	RECN-SERE-1011	RECN-SERE-1012
RECN-SERE-1013	RECN-SERE-1014	RECN-SERE-1015
RECN-SPIE-2003	RECN-SPIE-4001	

RELATED EVENTS:

RECN-COMM-2402	RECN-GRND-2401	RECN-PLAN-2401
RECN-PLAN-2414		

REFERENCES:

1. MCRP 3-02H Survival, Evasion, and Recovery
 2. MCRP 3-11.4A Helicopter Rope Suspension Techniques (HRST) Operations
 3. MCRP 3-35.1C Mountain Leader's Guide to Mountain Warfare Operations
 4. MCWP 2-25 Ground Reconnaissance Operations
 5. MCWP 3-11.3 Scouting and Patrolling
 6. MCWP 3-15.3 Scout Sniping
 7. MCWP 3-35.5 Jungle Operations
 8. MCWP 3-35.6 Desert Operations
 9. SH 21-76 Ranger Handbook
-

REC-GRND-4003: Move in a Denied Area

SUPPORTED MET(S): None

EVALUATION-CODED: NO SUSTAINMENT INTERVAL: 11 months

DESCRIPTION: This task provides the procedure for moving into a denied area by avoiding compromise.

CONDITION: Given a mission, all required personnel, and C4I-related infrastructure and equipment.

STANDARD: By gaining access to the environment, persisting within the operational area, maintaining security, reacting appropriately to the enemy situation, and accomplishing the assigned mission.

PREREQUISITE EVENTS:

REC-GRND-1016	REC-GRND-1002	REC-GRND-1003
REC-GRND-4019	REC-GRND-2002	REC-GRND-4005
REC-PLAN-4001	REC-PLAN-1003	REC-PLAN-1004
REC-SHAP-3009	REC-PLAN-4002	REC-PLAN-4003
	REC-SHAP-3024	

RELATED EVENTS:

REC-COMM-2402	REC-PLAN-2405	REC-PLAN-2406
REC-PLAN-2410	REC-PLAN-2414	

REFERENCES:

1. FM 3-05.213 Special Forces Pack Animals
2. FM 31-20-5 Special Reconnaissance Tactics, Techniques and Procedures for Special Forces
3. FM 31-23 SPECIAL FORCES MOUNTED OPERATIONS TACTICS, TECHNIQUES, AND PROCEDURES
4. MCRP 4-11.3H Multi-service Tactics, Techniques, and Procedures for Tactical Convoy Operations
5. MCWP 2-25 Ground Reconnaissance Operations
6. SOCOM Handbook SOCOM Combat Convoy Handbook

SUPPORT REQUIREMENTS:

EQUIPMENT: 1. Vehicles with mounted Crew-Served Weapons, radios, optics and navigation aids 2. Vehicle Hide Kit.

UNITS/PERSONNEL: 1. Licensed drivers required, vehicle mechanics and technicians may be needed. 2. Certified range safety and medical personnel are required. 3. Role players/opposing forces.

REC-GRND-4004: Conduct a patrol

SUPPORTED MET(S): None

EVALUATION-CODED: NO SUSTAINMENT INTERVAL: 12 months

CONDITION: Given a mission, all required personnel, and C4I-related infrastructure and equipment.

STANDARD: By gaining access to the environment, persisting within the operational area, effectively blending into the operational environment, maintaining security, reacting appropriately to the enemy situation, and accomplishing the assigned mission.

EVENT COMPONENTS:

1. Plan and prepare for the patrol.
2. Conduct departure of friendly lines/insertion.
3. Conduct infiltration.
4. Employ movement techniques as a unit.
5. Conduct actions on the objective.
6. Conduct exfiltration.
7. Conduct re-entry of friendly lines/ extraction.
8. Conduct post-patrol priorities of work.

PREREQUISITE EVENTS:

RECN-COMM-2001	RECN-COMM-4001	RECN-GRND-1001
RECN-GRND-1002	RECN-GRND-1003	RECN-GRND-1007
RECN-GRND-1008	RECN-GRND-1009	RECN-GRND-1010
RECN-GRND-1016	RECN-GRND-1022	RECN-GRND-4002
RECN-GRND-4003	RECN-GRND-4005	RECN-GRND-4019
RECN-GRND-4020	RECN-GRND-4021	RECN-GRND-4025
RECN-PLAN-4001	RECN-PLAN-4002	RECN-SPIE-4001

RELATED EVENTS:

RECN-COMM-2402	RECN-GRND-2401	RECN-GRND-2402
RECN-GRND-2403	RECN-GRND-2406	RECN-GRND-2407
RECN-GRND-2407	RECN-GRND-2420	RECN-PLAN-2414

REFERENCES:

1. FM 3-25.26 Map Reading and Land Navigation
2. MCWP 2-25 Ground Reconnaissance Operations
3. MCWP 3-11.3 Scouting and Patrolling
4. MCWP 3-15.3 Scout Sniping
5. SH 21-76 Ranger Handbook

SUPPORT REQUIREMENTS:

RANGE/TRAINING AREA:

Facility Code 17410 Maneuver/Training Area, Light Forces
Facility Code 17430 Impact Area Dudded
Facility Code 17581 Machine Gun Field Fire Range
Facility Code 17710 Multipurpose Training Range (MPTR)
Facility Code 17730 Fire And Movement Range

UNITS/PERSONNEL: Role players/opposing forces.

RECN-GRND-4005: Execute immediate actions upon contact with the enemy

SUPPORTED MET(S): None

EVALUATION-CODED: NO

SUSTAINMENT INTERVAL: 12 months

CONDITION: Given a mission, all required personnel, and C4I-related infrastructure and equipment.

STANDARD: By eliminating the threat and/or breaking contact.

EVENT COMPONENTS:

1. Execute actions during an immediate halt
2. Execute actions during air observation
3. Execute actions during air attack
4. Execute actions during a hasty ambush
5. Execute actions during an immediate assault
6. Execute actions during a chance contact
7. Execute actions during a near-counter-ambush
8. Execute actions during a far-counter-ambush
9. Execute actions upon contact with a booby trap
10. Execute actions while crossing a danger area
11. Execute actions during an indirect fire attack
12. Execute actions during contact with a sniper
13. Execute actions during a break out from a static position

PREREQUISITE EVENTS:

REC-N-C2-4004	REC-N-C2-4005	REC-N-COMM-4001
REC-N-DEMO-1001	REC-N-DEMO-1002	REC-N-DEMO-1003
REC-N-GRND-1004	REC-N-GRND-2011	REC-N-GRND-4033
REC-N-MED-3001	REC-N-MED-3002	REC-N-MED-3003
REC-N-MED-3004	REC-N-MED-4001	REC-N-PLAN-4001
REC-N-PLAN-4002	REC-N-PLAN-4003	REC-N-SHAP-3009
REC-N-SHAP-3024	REC-N-WPNS-1001	REC-N-WPNS-1002
REC-N-WPNS-1003	REC-N-WPNS-1005	REC-N-WPNS-1016
REC-N-WPNS-1017	REC-N-WPNS-1018	REC-N-WPNS-1019
REC-N-WPNS-1020	REC-N-WPNS-1021	REC-N-WPNS-1022
REC-N-WPNS-1023	REC-N-WPNS-1024	REC-N-WPNS-1025
REC-N-WPNS-2001		

RELATED EVENTS:

REC-N-C2-2402	REC-N-C2-2403	REC-N-DEMO-2401
REC-N-GRND-2403	REC-N-GRND-2419	REC-N-MED-2401
REC-N-PLAN-2414	REC-N-WPNS-2401	

REFERENCES:

1. MCWP 2-25 Ground Reconnaissance Operations
2. MCWP 3-11.2 Marine Rifle Squad
3. MCWP 3-11.3 Scouting and Patrolling
4. SH 21-76 Ranger Handbook

SUPPORT REQUIREMENTS:

ORDNANCE:

<u>DODIC</u>	<u>Quantity</u>
A059 Cartridge, 5.56mm Ball M855 10/Clip	480 cartridges per weapon

A063 Cartridge, 5.56mm Tracer M856 Single	160 cartridges per weapon
A064 Cartridge, 5.56mm 4 Ball M855/1 Trac	1600 cartridges per weapon
B508 Cartridge, 40mm Green Smoke Ground M	16 cartridges per weapon
B509 Cartridge, 40mm Yellow Smoke Ground	16 cartridges per weapon
B546 Cartridge, 40mm HEDP M433	40 cartridges per weapon
G881 Grenade, Hand Fragmentation M67	2 grenades per Marine
G930 Grenade, Hand Smoke HC AN-M8	8 grenades per Marine
G940 Grenade, Hand Green Smoke M18	16 grenades per Team
G945 Grenade, Hand Yellow Smoke M18	16 grenades per Team
G950 Grenade, Hand Red Smoke M18	16 grenades per Team
K143 Mine, Antipersonnel M18A1 with M57 F	3 mines per Team
L306 Signal, Illumination Ground Red Star	16 signals per Team
L307 Signal, Illumination Ground White St	16 signals per Team
L312 Signal, Illumination Ground White St	16 signals per Team
L314 Signal, Illumination Ground Green St	16 signals per Team

RANGE/TRAINING AREA:

Facility Code 17410 Maneuver/Training Area, Light Forces
Facility Code 17430 Impact Area Dudded
Facility Code 17581 Machine Gun Field Fire Range
Facility Code 17710 Multipurpose Training Range (MPTR)
Facility Code 17730 Fire And Movement Range

UNITS/PERSONNEL: Certified range safety and medical personnel are required.

MISCELLANEOUS:

ADMINISTRATIVE INSTRUCTIONS: Sustainment requires three iterations per training interval. The above ammunition requirement reflects those amounts required per iteration. G811, G878, A080, A075 and B518 can be used in training.

RECN-GRND-4006: Conduct a vehicle patrol

SUPPORTED MET(S): None

EVALUATION-CODED: NO **SUSTAINMENT INTERVAL:** 12 months

CONDITION: Given a mission, all required personnel, and C4I-related infrastructure and equipment.

STANDARD: By gaining access to the environment, persisting within the operational area, maintaining security, reacting appropriately to the enemy situation, and accomplishing the assigned mission.

EVENT COMPONENTS:

1. Conduct planning.
2. Prepare method of travel.
3. Conduct movement.
4. Execute immediate actions.
5. Employ formations.

6. Conduct maintenance.
7. Establish laager site.
8. Conduct self/assisted recovery.
9. Conduct post-patrol priorities of work.

PREREQUISITE EVENTS:

RECN-COMM-1014	RECN-COMM-2001	RECN-COMM-4001
RECN-GRND-1005	RECN-GRND-1006	RECN-GRND-1011
RECN-GRND-1022	RECN-GRND-2003	RECN-GRND-2010
RECN-GRND-3003	RECN-GRND-3004	RECN-GRND-4002
RECN-GRND-4003	RECN-GRND-4008	RECN-GRND-4009
RECN-GRND-4022	RECN-PLAN-4001	RECN-PLAN-4002

RELATED EVENTS:

RECN-COMM-2402	RECN-GRND-2401	RECN-GRND-2403
RECN-GRND-2404	RECN-GRND-2406	RECN-GRND-2420
RECN-PLAN-2414		

REFERENCES:

1. FM 31-20-5 Special Reconnaissance Tactics, Techniques and Procedures for Special Forces
2. FM 31-23 SPECIAL FORCES MOUNTED OPERATIONS TACTICS, TECHNIQUES, AND PROCEDURES
3. MCRP 4-11.3H Multi-service Tactics, Techniques, and Procedures for Tactical Convoy Operations
4. MCWP 2-25 Ground Reconnaissance Operations
5. SOCOM Handbook SOCOM Combat Convoy Handbook

SUPPORT REQUIREMENTS:

RANGE/TRAINING AREA: Facility Code 17410 Maneuver/Training Area, Light Forces.

EQUIPMENT: Vehicles with mounted Crew-Served Weapons, radios, optics and navigation aids.

- UNITS/PERSONNEL:**
1. Vehicle mechanics and technicians might be needed.
 2. Role players/opposing forces.

RECN-GRND-4007: Conduct a mounted patrol

SUPPORTED MET(S): None

EVALUATION-CODED: NO **SUSTAINMENT INTERVAL:** 12 months

DESCRIPTION: The mounted patrol is to be performed in all special terrain. A mounted patrol includes, but is not limited to military tactical vehicles, all terrain vehicles (ATVs), indigenous vehicles, pack animals, small craft, diver propulsion devices, and snow mobiles.

CONDITION: Given a mission, all required personnel, and C4I-related infrastructure and equipment.

STANDARD: By gaining access to the environment, persisting within the operational area, maintaining security, reacting appropriately to the enemy situation, and accomplishing the assigned mission.

EVENT COMPONENTS:

1. Conduct planning.
2. Prepare method of travel.
3. Conduct movement.
4. Execute immediate actions.
5. Employ formations.
6. Conduct maintenance.
7. Establish laager site.
8. Conduct self/assisted recovery.
9. Conduct post-patrol priorities of work.

PREREQUISITE EVENTS:

REC�-COMM-1014	REC�-COMM-2001	REC�-COMM-4001
REC�-GRND-1003	REC�-GRND-1007	REC�-GRND-1008
REC�-GRND-1009	REC�-GRND-1010	REC�-GRND-1016
REC�-GRND-1022	REC�-GRND-2009	REC�-GRND-4002
REC�-GRND-4003	REC�-GRND-4008	REC�-GRND-4009
REC�-GRND-4022	REC�-PLAN-4001	REC�-PLAN-4002
REC�-SPIE-4001		

RELATED EVENTS:

REC�-COMM-2402	REC�-GRND-2401	REC�-GRND-2403
REC�-GRND-2405	REC�-GRND-2406	REC�-GRND-2420
REC�-PLAN-2414		

REFERENCES:

1. FM 3-05.210 Special Forces Air Operations
2. FM 3-05.213 Special Forces Pack Animals
3. FM 31-20-5 Special Reconnaissance Tactics, Techniques and Procedures for Special Forces
4. FM 31-23 SPECIAL FORCES MOUNTED OPERATIONS TACTICS, TECHNIQUES, AND PROCEDURES
5. MCRP 3-11.3A Special Forces Waterborne Operations (TC 31-25)
6. MCRP 4-11.3H Multi-service Tactics, Techniques, and Procedures for Tactical Convoy Operations
7. MCWP 2-25 Ground Reconnaissance Operations
8. SOCOM Handbook SOCOM Combat Convoy Handbook

SUPPORT REQUIREMENTS:

RANGE/TRAINING AREA:

Facility Code 17410 Maneuver/Training Area, Light Forces
Facility Code 17411 Maneuver/Training Area, Amphibious Forces
Facility Code 17710 Multipurpose Training Range (MPTR)
Facility Code 17906 Wheeled Vehicle Drivers Course

EQUIPMENT: Mobility platform, radios, optics and navigation aids.

UNITS/PERSONNEL: 1. Mechanics and technicians might be needed. 2. Role players/opposing forces.

REC-GRND-4008: Execute Mounted immediate actions upon contact with the enemy

SUPPORTED MET(S): None

EVALUATION-CODED: NO

SUSTAINMENT INTERVAL: 12 months

DESCRIPTION: The mounted patrol is to be performed in all special terrain. A mounted patrol includes, but is not limited to military tactical vehicles, indigenous vehicles, pack animals, small craft, diver propulsion devices, and snow mobiles.

CONDITION: Given a mission, all required personnel, and C4I-related infrastructure and equipment.

STANDARD: By eliminating the threat and/or breaking contact.

EVENT COMPONENTS:

1. Execute actions in a near ambush drill.
2. Execute actions in a far ambush drill.
3. Execute react to a sniper drill.
4. Execute react to an indirect fire attack.
5. Execute the immediate halt drill.
6. Execute air observation drill.
7. Execute air attack drill.
8. Execute hasty ambush drill.
9. Execute a chance contact drill.
10. Execute actions in a break contact drill.
11. Execute react to a compromised laager site.

PREREQUISITE EVENTS:

REC-GRND-4004	REC-C2-4005	REC-COMM-1014
REC-COMM-4001	REC-DEMO-1001	REC-DEMO-1002
REC-DEMO-1003	REC-GRND-1004	REC-GRND-2009
REC-GRND-2011	REC-MED-3001	REC-MED-3002
REC-MED-3003	REC-MED-3004	REC-MED-4001
REC-PLAN-4001	REC-PLAN-4002	REC-PLAN-4003
REC-SHAP-3009	REC-SHAP-3024	REC-WPNS-1001
REC-WPNS-1002	REC-WPNS-1003	REC-WPNS-1005
REC-WPNS-1016	REC-WPNS-1017	REC-WPNS-1018
REC-WPNS-1019	REC-WPNS-1020	REC-WPNS-1021
REC-WPNS-1022	REC-WPNS-1023	REC-WPNS-1024
REC-WPNS-1025	REC-WPNS-2001	REC-WPNS-2027
REC-WPNS-2028	REC-WPNS-2039	REC-WPNS-2040
REC-WPNS-2048		

RELATED EVENTS:

REC-C2-2402	REC-C2-2403	REC-COMM-2402
REC-DEMO-2401	REC-GRND-2403	REC-GRND-2419

RECN-MED-2401

RECN-PLAN-2414

RECN-WPNS-2401

REFERENCES:

1. FM 3-05.213 Special Forces Pack Animals
2. FM 31-20-5 Special Reconnaissance Tactics, Techniques and Procedures for Special Forces
3. FM 31-23 SPECIAL FORCES MOUNTED OPERATIONS TACTICS, TECHNIQUES, AND PROCEDURES
4. MCRP 4-11.3H Multi-service Tactics, Techniques, and Procedures for Tactical Convoy Operations
5. MCWP 2-25 Ground Reconnaissance Operations
6. SOCOM Handbook SOCOM Combat Convoy Handbook

SUPPORT REQUIREMENTS:

ORDNANCE:

<u>DODIC</u>	<u>Quantity</u>
A059 Cartridge, 5.56mm Ball M855 10/Clip	480 cartridges per weapon
A064 Cartridge, 5.56mm 4 Ball M855/1 Trac	1600 cartridges per weapon
A080 Cartridge, 5.56mm Blank M200 Single	480 cartridges per weapon
A131 Cartridge, 7.62mm 4 Ball M80/1 Trace	4000 cartridges per weapon
A576 Cartridge, Caliber .50 4 API M8/1 AP	4000 cartridges per weapon
B508 Cartridge, 40mm Green Smoke Ground M	16 cartridges per weapon
B509 Cartridge, 40mm Yellow Smoke Ground	16 cartridges per weapon
B542 Cartridge, 40mm HEDP M430/M430A1 Lin	160 cartridges per weapon
B546 Cartridge, 40mm HEDP M433	40 cartridges per weapon
C995 Cartridge and Launcher, 84mm M136 AT	2 cartridges per Team
G881 Grenade, Hand Fragmentation M67	2 grenades per Marine
G930 Grenade, Hand Smoke HC AN-M8	8 grenades per Marine
G940 Grenade, Hand Green Smoke M18	16 grenades per Team
G945 Grenade, Hand Yellow Smoke M18	16 grenades per Team
G950 Grenade, Hand Red Smoke M18	16 grenades per Team
HA29 Rckt 66mm HE, M72A7, LAW W/GRAZE	2 rockets per Team
L306 Signal, Illumination Ground Red Star	16 signals per Team
L307 Signal, Illumination Ground White St	16 signals per Team
L312 Signal, Illumination Ground White St	16 signals per Team
L314 Signal, Illumination Ground Green St	16 grenades per Team
L324 Signal, Smoke Ground Green Parachute	16 signals per Team

RANGE/TRAINING AREA:

Facility Code 17410 Maneuver/Training Area, Light Forces
Facility Code 17430 Impact Area Dudded
Facility Code 17581 Machine Gun Field Fire Range
Facility Code 17710 Multipurpose Training Range (MPTR)
Facility Code 17730 Fire And Movement Range

EQUIPMENT: Platforms with mounted Crew-Served Weapons (as required), radios, optics and navigation aids.

UNITS/PERSONNEL: 1. Licensed drivers required, vehicle mechanics and technicians may be needed. 2. Certified range safety and medical personnel are required.

REC-GRND-4009: Conduct self-assisted mobility recovery

SUPPORTED MET(S): None

EVALUATION-CODED: NO **SUSTAINMENT INTERVAL:** 12 months

DESCRIPTION: The mounted patrol is to be performed in all special terrain. A mounted patrol includes, but is not limited to military tactical vehicles, indigenous vehicles, pack animals, small craft, diver propulsion devices, and snow mobiles.

CONDITION: Given a mission, all required personnel and equipment, and a mobility platform that has become immobile due to environmental conditions, mechanical failure, or enemy actions.

STANDARD: By reacting appropriately to the situation and recovering the mobility platform with the time allotted by the commander.

EVENT COMPONENTS:

1. Recover platform unassisted using traction plates, pioneer kit, or other TTPs.
2. Recover platform assisted using another platform with tow straps and/ or winch.

PREREQUISITE EVENTS:

REC-GRND-3003 REC-GRND-3004 REC-PLAN-4001
REC-PLAN-4002

RELATED EVENTS:

REC-GRND-2404 REC-GRND-2405

REFERENCES:

1. FM 3-05.213 Special Forces Pack Animals
2. FM 31-20-5 Special Reconnaissance Tactics, Techniques and Procedures for Special Forces
3. FM 31-23 SPECIAL FORCES MOUNTED OPERATIONS TACTICS, TECHNIQUES, AND PROCEDURES
4. MCRP 4-11.3H Multi-service Tactics, Techniques, and Procedures for Tactical Convoy Operations
5. MCWP 2-25 Ground Reconnaissance Operations
6. SOCOM Handbook SOCOM Combat Convoy Handbook

SUPPORT REQUIREMENTS:

RANGE/TRAINING AREA:

Facility Code 17410 Maneuver/Training Area, Light Forces
Facility Code 17710 Multipurpose Training Range (MPTR)

EQUIPMENT: Platforms with mounted Crew-Served Weapons (as required), radios, optics and navigation aids.

UNITS/PERSONNEL: 1. Licensed drivers required, vehicle mechanics and technicians may be needed. 2. Certified range safety and medical personnel are required. 3. Role players/opposing forces.

REC-GRND-4010: Conduct Area Reconnaissance

SUPPORTED MET(S): None

EVALUATION-CODED: NO

SUSTAINMENT INTERVAL: 12 months

DESCRIPTION: This task provides the procedure for conducting area reconnaissance as a directed effort to obtain detailed information concerning specific terrain or enemy activity within a prescribed area.

CONDITION: Given a mission, all required personnel, and C4I-related infrastructure and equipment.

STANDARD: By planning, rehearsing, inspecting, inserting, confirming, and conducting ground reconnaissance.

EVENT COMPONENTS:

1. Plan and prepare for the patrol.
2. Conduct departure of friendly lines/insertion.
3. Conduct infiltration.
4. Employ movement techniques as a unit.
5. Conduct actions on the objective.
6. Conduct exfiltration.
7. Conduct re-entry of friendly lines/ extraction.
8. Conduct post-patrol priorities of work.

PREREQUISITE EVENTS:

REC-GRND-4002	REC-GRND-4003	REC-GRND-4004
REC-GRND-4006	REC-GRND-4007	REC-GRND-4019
REC-GRND-4020	REC-GRND-4021	REC-GRND-4022
REC-GRND-4025	REC-GRND-4026	REC-GRND-4027
REC-GRND-4028	REC-INTL-1005	REC-INTL-1006
REC-INTL-4001	REC-PLAN-4001	REC-PLAN-4002
REC-PLAN-4006	REC-SHAP-4002	REC-SPIE-4001
REC-COLL-2005	REC-COLL-2007	REC-COLL-2009
REC-COLL-2010	REC-COLL-2012	REC-COLL-2017
REC-COLL-2018	REC-COLL-2019	REC-COMM-4001
REC-DEMO-4002	REC-GRND-2004	REC-GRND-2006

REFERENCES:

1. FM 3-05.204 Special Forces Special Reconnaissance
2. FM 3-05.220 Special Forces Advanced Special Operations (S\NF)
3. FM 31-20-5 Special Reconnaissance Tactics, Techniques and Procedures for Special Forces
4. MCWP 2-25 Ground Reconnaissance Operations
5. SH 21-76 Ranger Handbook
6. TC 31-16 Special Forces Preparation of the Environment (S\NF)

SUPPORT REQUIREMENTS:

RANGE/TRAINING AREA:

Facility Code 17410 Maneuver/Training Area, Light Forces
Facility Code 17730 Fire And Movement Range

Facility Code 17961 Combat In Cities Facility
Facility Code 17962 MOUT Collective Training Facility (Small)

AIRCRAFT: Rotary Wing: AH-1, UH-1, CH-46, CH-53, CH-47, and MV-22, UH-60
Fixed Wing: AV8B, F18, AC130, A10, KC130, MC130UAV: Predator, Raven, and
WASP.

UNITS/PERSONNEL: Role players/opposing forces.

REC-GRND-4011: Conduct Zone Reconnaissance

SUPPORTED MET(S): None

EVALUATION-CODED: NO

SUSTAINMENT INTERVAL: 12 months

DESCRIPTION: This task provides the procedure for conducting zone reconnaissance as a directed effort to obtain detailed information concerning all routes, obstacles (including chemical or radiological contamination), terrain, and enemy forces within a zone defined by boundaries.

CONDITION: Given a mission, all required personnel, and C4I-related infrastructure and equipment.

STANDARD: By planning, rehearsing, inspecting, inserting, confirming, and conducting ground reconnaissance.

EVENT COMPONENTS:

1. Plan and prepare for the patrol.
2. Conduct departure of friendly lines/insertion.
3. Conduct infiltration.
4. Employ movement techniques as a unit.
5. Conduct actions on the objective.
6. Conduct exfiltration.

7. Conduct re-entry of friendly lines/extraction.
8. Conduct post-patrol priorities of work.

PREREQUISITE EVENTS:

REC-GRND-4002	REC-GRND-4003	REC-GRND-4004
REC-GRND-4006	REC-GRND-4007	REC-GRND-4019
REC-GRND-4020	REC-GRND-4021	REC-GRND-4022
REC-GRND-4025	REC-GRND-4026	REC-GRND-4027
REC-GRND-4028	REC-INTL-1005	REC-INTL-1006
REC-INTL-4001	REC-PLAN-4001	REC-PLAN-4002
REC-PLAN-4006	REC-SHAP-4002	REC-SPIE-4001
REC-COLL-2005	REC-COLL-2007	REC-COLL-2009
REC-COLL-2010	REC-COLL-2012	REC-COLL-2017
REC-COLL-2018	REC-COLL-2019	REC-COMM-4001
REC-DEMO-4002	REC-GRND-2004	REC-GRND-2006

RELATED EVENTS:

RECN-C2-2403	RECN-COLL-2405	RECN-COLL-2407
RECN-COLL-2409	RECN-COLL-2410	RECN-COLL-2412
RECN-COLL-2417	RECN-COMM-2402	RECN-GRND-2402
RECN-GRND-2404	RECN-GRND-2405	RECN-GRND-2406
RECN-GRND-2407	RECN-PLAN-2401	RECN-PLAN-2414
RECN-SHAP-2401	RECN-SURV-2401	RECN-SURV-2402

REFERENCES:

1. FM 3-05.204 Special Forces Special Reconnaissance
2. FM 3-05.220 Special Forces Advanced Special Operations (S\NF)
3. FM 31-20-5 Special Reconnaissance Tactics, Techniques and Procedures for Special Forces
4. MCWP 2-25 Ground Reconnaissance Operations
5. SH 21-76 Ranger Handbook
6. TC 31-16 Special Forces Preparation of the Environment (S\NF)

SUPPORT REQUIREMENTS:

RANGE/TRAINING AREA:

Facility Code 17410 Maneuver/Training Area, Light Forces
Facility Code 17730 Fire And Movement Range
Facility Code 17961 Combat In Cities Facility
Facility Code 17962 MOUT Collective Training Facility (Small)

AIRCRAFT: Rotary Wing: AH-1, UH-1, CH-46, CH-53, CH-47, and MV-22, UH-60
Fixed Wing: AV8B, F18, AC130, A10, KC130, MC130UAV: Predator, Raven, and WASP.

UNITS/PERSONNEL: Role players/opposing forces.

RECN-GRND-4012: Conduct Route Reconnaissance

SUPPORTED MET(S): None

EVALUATION-CODED: NO

SUSTAINMENT INTERVAL: 12 months

DESCRIPTION: This task provides the procedure for conducting route reconnaissance as a directed effort to obtain detailed information concerning a specific line of communication; road, railway, or waterway. A route reconnaissance is conducted to provide new or updated information on conditions and activities along the route. Additionally, a route reconnaissance will focus on all terrain from which the enemy could influence movement along that route.

CONDITION: Given a mission, all required personnel, and C4I-related infrastructure and equipment.

STANDARD: By planning, rehearsing, inspecting, inserting, confirming, and conducting ground reconnaissance.

EVENT COMPONENTS:

1. Plan and prepare for the patrol.
2. Conduct departure of friendly lines/ insertion.
3. Conduct infiltration.
4. Employ movement techniques as a unit.
5. Conduct actions on the objective.
6. Conduct exfiltration.
7. Conduct re-entry of friendly lines/ extraction.
8. Conduct post-patrol priorities of work.

PREREQUISITE EVENTS:

RECN-COLL-2003	RECN-COLL-2005	RECN-COLL-2009
RECN-COLL-2015	RECN-COLL-2016	RECN-COLL-2017
RECN-COLL-2019	RECN-COLL-2022	RECN-COLL-4001
RECN-COMM-4001	RECN-DEMO-4002	RECN-GRND-2004
RECN-GRND-4002	RECN-GRND-4003	RECN-GRND-4004
RECN-GRND-4006	RECN-GRND-4007	RECN-GRND-4019
RECN-GRND-4020	RECN-GRND-4021	RECN-GRND-4022
RECN-GRND-4025	RECN-GRND-4026	RECN-GRND-4027
RECN-GRND-4028	RECN-INTL-1005	RECN-INTL-1006
RECN-INTL-4001	RECN-PLAN-4001	RECN-PLAN-4002
RECN-PLAN-4006	RECN-SHAP-4002	RECN-SPIE-4001
RECN-SURV-4001		

RELATED EVENTS:

RECN-C2-2403	RECN-COLL-2403	RECN-COLL-2404
RECN-COLL-2409	RECN-COLL-2415	RECN-COLL-2416
RECN-COLL-2417	RECN-COLL-2419	RECN-COLL-2422
RECN-COMM-2402	RECN-DEMO-2401	RECN-GRND-2402
RECN-GRND-2404	RECN-GRND-2405	RECN-INTL-2406
RECN-INTL-2407	RECN-PLAN-2401	RECN-PLAN-2414

REFERENCES:

1. FM 3-05.204 Special Forces Special Reconnaissance
2. FM 3-05.220 Special Forces Advanced Special Operations (S\NF)
3. FM 31-20-5 Special Reconnaissance Tactics, Techniques and Procedures for Special Forces
4. MCWP 2-25 Ground Reconnaissance Operations
5. SH 21-76 Ranger Handbook
6. TC 31-16 Special Forces Preparation of the Environment (S\NF)

SUPPORT REQUIREMENTS:

RANGE/TRAINING AREA:

Facility Code 17410 Maneuver/Training Area, Light Forces
Facility Code 17730 Fire And Movement Range
Facility Code 17961 Combat In Cities Facility
Facility Code 17962 MOUT Collective Training Facility (Small)

AIRCRAFT: Rotary Wing: AH-1, UH-1, CH-46, CH-53, CH-47, and MV-22, UH-60
Fixed Wing: AV8B, F18, AC130, A10, KC130, MC130UAV: Predator, Raven, and WASP.

UNITS/PERSONNEL: Role players/opposing forces.

REC-GRND-4013: Conduct Structural Survey/Reconnaissance

SUPPORTED MET(S): None

EVALUATION-CODED: NO

SUSTAINMENT INTERVAL: 12 months

DESCRIPTION: This task provides the procedure for conducting structural survey/reconnaissance to collect specific, technically complex information regarding the composition and construction of structures such as airfields, bridges, port facilities, assess battle damage and the disposition of associated personnel.

CONDITION: Given a mission, all required personnel, and C4I-related infrastructure and equipment.

STANDARD: By planning, rehearsing, inspecting, inserting, confirming, and conducting ground reconnaissance.

EVENT COMPONENTS:

1. Plan and prepare for the patrol.
2. Conduct departure of friendly lines/insertion.
3. Conduct infiltration.
4. Employ movement techniques as a unit.
5. Conduct actions on the objective.
6. Conduct exfiltration.
7. Conduct re-entry of friendly lines/extraction.
8. Conduct post-patrol priorities of work.

PREREQUISITE EVENTS:

REC- COLL-2001	REC- COLL-2003	REC- COLL-2006
REC- COLL-2017	REC- COLL-2019	REC- COLL-2022
REC- COLL-4001	REC- COMM-4001	REC- DEMO-4002
REC- GRND-2007	REC- GRND-4002	REC- GRND-4003
REC- GRND-4004	REC- GRND-4006	REC- GRND-4007
REC- GRND-4019	REC- GRND-4020	REC- GRND-4021
REC- GRND-4022	REC- GRND-4025	REC- GRND-4026
REC- GRND-4027	REC- GRND-4028	REC- INTL-1006
REC- INTL-4001	REC- PLAN-4001	REC- PLAN-4002
REC- PLAN-4006	REC- SHAP-4002	REC- SPIE-4001

RELATED EVENTS:

REC- COLL-2401	REC- COLL-2403	REC- COLL-2406
REC- COLL-2417	REC- COLL-2419	REC- COLL-2422
REC- COMM-2402	REC- DEMO-2401	REC- GRND-2402
REC- GRND-2404	REC- GRND-2405	REC- GRND-2410
REC- INTL-2406	REC- INTL-2407	REC- PLAN-2401
REC- PLAN-2414	REC- SHAP-2401	REC- SURV-2401
REC- SURV-2402		

REFERENCES:

1. FM 3-05.204 Special Forces Special Reconnaissance
2. FM 3-05.220 Special Forces Advanced Special Operations (S\NF)
3. FM 31-20-5 Special Reconnaissance Tactics, Techniques and Procedures for Special Forces

4. MCWP 2-25 Ground Reconnaissance Operations
5. SH 21-76 Ranger Handbook
6. TC 31-16 Special Forces Preparation of the Environment (S\NF)

SUPPORT REQUIREMENTS:

RANGE/TRAINING AREA:

Facility Code 17410 Maneuver/Training Area, Light Forces
Facility Code 17730 Fire And Movement Range
Facility Code 17961 Combat In Cities Facility
Facility Code 17962 MOUT Collective Training Facility (Small)

AIRCRAFT: Rotary Wing: AH-1, UH-1, CH-46, CH-53, CH-47, and MV-22, UH-60
Fixed Wing: AV8B, F18, AC130, A10, KC130, MC130UAV: Predator, Raven, and WASP.

UNITS/PERSONNEL: Role players/opposing forces.

REC-GRND-4014: Conduct Geographic Reconnaissance

SUPPORTED MET(S): None

EVALUATION-CODED: NO

SUSTAINMENT INTERVAL: 12 months

DESCRIPTION: This task provides the procedure for conducting geographic reconnaissance to collect data such as route surveys and DZ or LZ surveys and any other information gaps in regards to the terrain.

CONDITION: Given a mission, all required personnel, and C4I-related infrastructure and equipment.

STANDARD: By planning, rehearsing, inspecting, inserting, confirming, and conducting ground reconnaissance.

EVENT COMPONENTS:

1. Plan and prepare for the patrol.
2. Conduct departure of friendly lines/insertion.
3. Conduct infiltration.
4. Employ movement techniques as a unit.
5. Conduct actions on the objective.
6. Conduct exfiltration.
7. Conduct re-entry of friendly lines/extraction.
8. Conduct post-patrol priorities of work.

PREREQUISITE EVENTS:

REC-GRND-4001	REC-GRND-4002	REC-GRND-4003
REC-GRND-4002	REC-GRND-4003	REC-GRND-4004
REC-GRND-4003	REC-GRND-4004	REC-GRND-4005
REC-GRND-4004	REC-GRND-4005	REC-GRND-4006
REC-GRND-4005	REC-GRND-4006	REC-GRND-4007
REC-GRND-4006	REC-GRND-4007	REC-GRND-4008
REC-GRND-4007	REC-GRND-4008	REC-GRND-4009
REC-GRND-4008	REC-GRND-4009	REC-GRND-4010
REC-GRND-4009	REC-GRND-4010	REC-GRND-4011
REC-GRND-4010	REC-GRND-4011	REC-GRND-4012
REC-GRND-4011	REC-GRND-4012	REC-GRND-4013
REC-GRND-4012	REC-GRND-4013	REC-GRND-4014
REC-GRND-4013	REC-GRND-4014	REC-GRND-4015
REC-GRND-4014	REC-GRND-4015	REC-GRND-4016
REC-GRND-4015	REC-GRND-4016	REC-GRND-4017
REC-GRND-4016	REC-GRND-4017	REC-GRND-4018
REC-GRND-4017	REC-GRND-4018	REC-GRND-4019
REC-GRND-4018	REC-GRND-4019	REC-GRND-4020
REC-GRND-4019	REC-GRND-4020	REC-GRND-4021
REC-GRND-4020	REC-GRND-4021	REC-GRND-4022
REC-GRND-4021	REC-GRND-4022	REC-GRND-4023
REC-GRND-4022	REC-GRND-4023	REC-GRND-4024
REC-GRND-4023	REC-GRND-4024	REC-GRND-4025
REC-GRND-4024	REC-GRND-4025	REC-GRND-4026
REC-GRND-4025	REC-GRND-4026	REC-GRND-4027
REC-GRND-4026	REC-GRND-4027	REC-GRND-4028
REC-GRND-4027	REC-GRND-4028	REC-GRND-4029
REC-GRND-4028	REC-GRND-4029	REC-GRND-4030
REC-GRND-4029	REC-GRND-4030	REC-GRND-4031
REC-GRND-4030	REC-GRND-4031	REC-GRND-4032
REC-GRND-4031	REC-GRND-4032	REC-GRND-4033
REC-GRND-4032	REC-GRND-4033	REC-GRND-4034
REC-GRND-4033	REC-GRND-4034	REC-GRND-4035
REC-GRND-4034	REC-GRND-4035	REC-GRND-4036
REC-GRND-4035	REC-GRND-4036	REC-GRND-4037
REC-GRND-4036	REC-GRND-4037	REC-GRND-4038
REC-GRND-4037	REC-GRND-4038	REC-GRND-4039
REC-GRND-4038	REC-GRND-4039	REC-GRND-4040
REC-GRND-4039	REC-GRND-4040	REC-GRND-4041
REC-GRND-4040	REC-GRND-4041	REC-GRND-4042
REC-GRND-4041	REC-GRND-4042	REC-GRND-4043
REC-GRND-4042	REC-GRND-4043	REC-GRND-4044
REC-GRND-4043	REC-GRND-4044	REC-GRND-4045
REC-GRND-4044	REC-GRND-4045	REC-GRND-4046
REC-GRND-4045	REC-GRND-4046	REC-GRND-4047
REC-GRND-4046	REC-GRND-4047	REC-GRND-4048
REC-GRND-4047	REC-GRND-4048	REC-GRND-4049
REC-GRND-4048	REC-GRND-4049	REC-GRND-4050
REC-GRND-4049	REC-GRND-4050	REC-GRND-4051
REC-GRND-4050	REC-GRND-4051	REC-GRND-4052
REC-GRND-4051	REC-GRND-4052	REC-GRND-4053
REC-GRND-4052	REC-GRND-4053	REC-GRND-4054
REC-GRND-4053	REC-GRND-4054	REC-GRND-4055
REC-GRND-4054	REC-GRND-4055	REC-GRND-4056
REC-GRND-4055	REC-GRND-4056	REC-GRND-4057
REC-GRND-4056	REC-GRND-4057	REC-GRND-4058
REC-GRND-4057	REC-GRND-4058	REC-GRND-4059
REC-GRND-4058	REC-GRND-4059	REC-GRND-4060
REC-GRND-4059	REC-GRND-4060	REC-GRND-4061
REC-GRND-4060	REC-GRND-4061	REC-GRND-4062
REC-GRND-4061	REC-GRND-4062	REC-GRND-4063
REC-GRND-4062	REC-GRND-4063	REC-GRND-4064
REC-GRND-4063	REC-GRND-4064	REC-GRND-4065
REC-GRND-4064	REC-GRND-4065	REC-GRND-4066
REC-GRND-4065	REC-GRND-4066	REC-GRND-4067
REC-GRND-4066	REC-GRND-4067	REC-GRND-4068
REC-GRND-4067	REC-GRND-4068	REC-GRND-4069
REC-GRND-4068	REC-GRND-4069	REC-GRND-4070
REC-GRND-4069	REC-GRND-4070	REC-GRND-4071
REC-GRND-4070	REC-GRND-4071	REC-GRND-4072
REC-GRND-4071	REC-GRND-4072	REC-GRND-4073
REC-GRND-4072	REC-GRND-4073	REC-GRND-4074
REC-GRND-4073	REC-GRND-4074	REC-GRND-4075
REC-GRND-4074	REC-GRND-4075	REC-GRND-4076
REC-GRND-4075	REC-GRND-4076	REC-GRND-4077
REC-GRND-4076	REC-GRND-4077	REC-GRND-4078
REC-GRND-4077	REC-GRND-4078	REC-GRND-4079
REC-GRND-4078	REC-GRND-4079	REC-GRND-4080
REC-GRND-4079	REC-GRND-4080	REC-GRND-4081
REC-GRND-4080	REC-GRND-4081	REC-GRND-4082
REC-GRND-4081	REC-GRND-4082	REC-GRND-4083
REC-GRND-4082	REC-GRND-4083	REC-GRND-4084
REC-GRND-4083	REC-GRND-4084	REC-GRND-4085
REC-GRND-4084	REC-GRND-4085	REC-GRND-4086
REC-GRND-4085	REC-GRND-4086	REC-GRND-4087
REC-GRND-4086	REC-GRND-4087	REC-GRND-4088
REC-GRND-4087	REC-GRND-4088	REC-GRND-4089
REC-GRND-4088	REC-GRND-4089	REC-GRND-4090
REC-GRND-4089	REC-GRND-4090	REC-GRND-4091
REC-GRND-4090	REC-GRND-4091	REC-GRND-4092
REC-GRND-4091	REC-GRND-4092	REC-GRND-4093
REC-GRND-4092	REC-GRND-4093	REC-GRND-4094
REC-GRND-4093	REC-GRND-4094	REC-GRND-4095
REC-GRND-4094	REC-GRND-4095	REC-GRND-4096
REC-GRND-4095	REC-GRND-4096	REC-GRND-4097
REC-GRND-4096	REC-GRND-4097	REC-GRND-4098
REC-GRND-4097	REC-GRND-4098	REC-GRND-4099
REC-GRND-4098	REC-GRND-4099	REC-GRND-4100

RECN-GRND-4020	RECN-GRND-4021	RECN-GRND-4022
RECN-GRND-4025	RECN-GRND-4026	RECN-GRND-4027
RECN-INTL-1006	RECN-INTL-4001	RECN-PLAN-4001
RECN-PLAN-4002	RECN-PLAN-4006	RECN-SHAP-4002
RECN-SPIE-4001	RECN-SURV-4001	

RELATED EVENTS:

RECN-C2-2403	RECN-COLL-2401	RECN-COLL-2402
RECN-COLL-2403	RECN-COLL-2405	RECN-COLL-2407
RECN-COLL-2409	RECN-COLL-2410	RECN-COLL-2415
RECN-COLL-2416	RECN-COLL-2417	RECN-COLL-2419
RECN-COLL-2422	RECN-COMM-2402	RECN-DEMO-2401
RECN-GRND-2402	RECN-GRND-2404	RECN-GRND-2405
RECN-INTL-2406	RECN-INTL-2407	RECN-PLAN-2401
RECN-PLAN-2414	RECN-SHAP-2401	RECN-SURV-2401
RECN-SURV-2402		

REFERENCES:

1. FM 3-05.204 Special Forces Special Reconnaissance
2. FM 3-05.220 Special Forces Advanced Special Operations (S\NF)
3. FM 31-20-5 Special Reconnaissance Tactics, Techniques and Procedures for Special Forces
4. MCWP 2-25 Ground Reconnaissance Operations
5. SH 21-76 Ranger Handbook
6. TC 31-16 Special Forces Preparation of the Environment (S\NF)

SUPPORT REQUIREMENTS:

RANGE/TRAINING AREA:

Facility Code 17410 Maneuver/Training Area, Light Forces
Facility Code 17730 Fire And Movement Range
Facility Code 17961 Combat In Cities Facility
Facility Code 17962 MOUT Collective Training Facility (Small)

AIRCRAFT: Rotary Wing: AH-1, UH-1, CH-46, CH-53, CH-47, and MV-22, UH-60
Fixed Wing: AV8B, F18, AC130, A10, KC130, MC130UAV: Predator, Raven, and WASP.

UNITS/PERSONNEL: Role players/opposing forces.

RECN-GRND-4015: Conduct Post Strike Reconnaissance

SUPPORTED MET(S): None

EVALUATION-CODED: NO

SUSTAINMENT INTERVAL: 12 months

DESCRIPTION: This task provides the procedure for conducting post strike reconnaissance to collect technically complex information regarding the battle damage of a specific target post kinetic strike (supporting arms, raids, air strike, etc).

CONDITION: Given a mission, all required personnel, and C4I-related infrastructure and equipment.

STANDARD: By planning, rehearsing, inspecting, inserting, confirming, and conducting ground reconnaissance.

EVENT COMPONENTS:

1. Plan and prepare for the patrol.
2. Conduct departure of friendly lines/insertion.
3. Conduct infiltration.
4. Employ movement techniques as a unit.
5. Conduct actions on the objective.
6. Conduct exfiltration.
7. Conduct re-entry of friendly lines/extraction.
8. Conduct post-patrol priorities of work.

PREREQUISITE EVENTS:

REC�-COLL-2017	REC�-COLL-2019	REC�-COLL-2024
REC�-COLL-4001	REC�-COMM-4001	REC�-DEMO-4002
REC�-GRND-4002	REC�-GRND-4003	REC�-GRND-4004
REC�-GRND-4006	REC�-GRND-4007	REC�-GRND-4019
REC�-GRND-4020	REC�-GRND-4021	REC�-GRND-4022
REC�-GRND-4025	REC�-INTL-1006	REC�-INTL-4001
REC�-PLAN-4001	REC�-PLAN-4002	REC�-PLAN-4006
REC�-SHAP-4002	REC�-SPIE-4001	REC�-SURV-2006
REC�-SURV-4001		

RELATED EVENTS:

REC�-C2-2403	REC�-COLL-2417	REC�-COLL-2419
REC�-COLL-2424	REC�-COMM-2402	REC�-DEMO-2001
REC�-GRND-2402	REC�-GRND-2404	REC�-GRND-2405
REC�-GRND-2406	REC�-INTL-2407	REC�-PLAN-2401
REC�-PLAN-2414	REC�-SHAP-2401	REC�-SURV-2401
REC�-SURV-2402		

REFERENCES:

1. FM 3-05.220 Special Forces Advanced Special Operations (S\NF)
2. FM 31-20-5 Special Reconnaissance Tactics, Techniques and Procedures for Special Forces
3. MCWP 2-25 Ground Reconnaissance Operations
4. SH 21-76 Ranger Handbook
5. TC 31-16 Special Forces Preparation of the Environment (S\NF)

SUPPORT REQUIREMENTS:

RANGE/TRAINING AREA:

Facility Code 17410 Maneuver/Training Area, Light Forces
Facility Code 17730 Fire And Movement Range
Facility Code 17961 Combat In Cities Facility
Facility Code 17962 MOUT Collective Training Facility (Small)

AIRCRAFT: Facility Code 17962 MOUT Collective Training Facility (Small)
Facility Code 17730 Fire and Movement Range Facility Code 17410
Maneuver/Training Area, Light Forces Facility Code 17961 Combat in Cities

Facility)

UNITS/PERSONNEL: Role players/opposing forces.

REC-GRND-4016: Conduct Meteorological Reconnaissance

SUPPORTED MET(S): None

EVALUATION-CODED: NO

SUSTAINMENT INTERVAL: 12 months

DESCRIPTION: This task provides the procedure for conducting meteorological reconnaissance to collect data including but not limited to weather conditions, illumination conditions within a specific area, ford-ability of waterways, and traffic-ability within a specific region.

CONDITION: Given a mission, all required personnel, and C4I-related infrastructure and equipment.

STANDARD: By planning, rehearsing, inspecting, inserting, confirming, and conducting ground reconnaissance.

EVENT COMPONENTS:

1. Plan and prepare for the patrol.
2. Conduct departure of friendly lines/insertion.
3. Conduct infiltration.
4. Employ movement techniques as a unit.
5. Conduct actions on the objective.
6. Conduct exfiltration
7. Conduct re-entry of friendly lines/extraction.
8. Conduct post-patrol priorities of work.

PREREQUISITE EVENTS:

REC-GRND-2003	REC-GRND-2005	REC-GRND-2009
REC-GRND-2016	REC-GRND-2017	REC-GRND-2019
REC-GRND-2021	REC-GRND-2023	REC-GRND-4001
REC-COMM-4001	REC-DEMO-4002	REC-GRND-4002
REC-GRND-4003	REC-GRND-4004	REC-GRND-4006
REC-GRND-4007	REC-GRND-4019	REC-GRND-4020
REC-GRND-4021	REC-GRND-4022	REC-GRND-4025
REC-GRND-4028	REC-INTL-1006	REC-INTL-4001
REC-PLAN-4001	REC-PLAN-4002	REC-PLAN-4006
REC-SHAP-4002	REC-SPIE-4001	REC-SURV-4001

RELATED EVENTS:

REC-GRND-2403	REC-GRND-2405	REC-GRND-2409
REC-GRND-2416	REC-GRND-2417	REC-GRND-2419
REC-GRND-2421	REC-GRND-2423	REC-COMM-2402
REC-DEMO-2401	REC-GRND-2402	REC-GRND-2404
REC-GRND-2405	REC-INTL-2406	REC-INTL-2407
REC-PLAN-2401	REC-PLAN-2414	REC-SHAP-2401
REC-SURV-2401	REC-SURV-2402	

REFERENCES:

1. FM 3-05.204 Special Forces Special Reconnaissance
2. FM 3-05.220 Special Forces Advanced Special Operations (S\NF)
3. FM 31-20-5 Special Reconnaissance Tactics, Techniques and Procedures for Special Forces
4. MCWP 2-25 Ground Reconnaissance Operations
5. SH 21-76 Ranger Handbook
6. TC 31-16 Special Forces Preparation of the Environment (S\NF)

SUPPORT REQUIREMENTS:

RANGE/TRAINING AREA:

Facility Code 17410 Maneuver/Training Area, Light Forces
Facility Code 17730 Fire And Movement Range
Facility Code 17961 Combat In Cities Facility
Facility Code 17962 MOUT Collective Training Facility (Small)

AIRCRAFT: Rotary Wing: AH-1, UH-1, CH-46, CH-53, CH-47, and MV-22, UH-60
Fixed Wing: AV8B, F18, AC130, A10, KC130, MC130UAV: Predator, Raven, and WASP.

UNITS/PERSONNEL: Role players/opposing forces.

RECN-GRND-4017: Conduct offensive operations

SUPPORTED MET(S): None

EVALUATION-CODED: NO

SUSTAINMENT INTERVAL: 12 months

CONDITION: Given a mission, all required personnel, and C4I-related infrastructure and equipment.

STANDARD: By planning, rehearsing, inspecting, inserting, and conducting actions on the objective.

EVENT COMPONENTS:

1. Conduct fire and movement.
2. Move as a base unit, when designated.
3. Maintain contact with base unit.
4. Consolidate at the limit of advance.
5. Collect casualties.
6. Redistribute ammunition.
7. Handle detainees.

PREREQUISITE EVENTS:

RECN-COMM-4001	RECN-DEMO-2001	RECN-DEMO-3002
RECN-DEMO-3003	RECN-DEMO-3013	RECN-DEMO-4001
RECN-GRND-1019	RECN-GRND-1021	RECN-GRND-4002
RECN-GRND-4003	RECN-GRND-4004	RECN-GRND-4006
RECN-GRND-4007	RECN-GRND-4019	RECN-GRND-4020
RECN-GRND-4021	RECN-GRND-4022	RECN-GRND-4024
RECN-GRND-4031	RECN-GRND-4033	RECN-INTL-1005

REC-INTL-4001	REC-MED-4001	REC-PHOT-3003
REC-PHOT-3005	REC-PLAN-4001	REC-PLAN-4002
REC-RAID-2001	REC-RAID-2002	REC-RAID-3001
REC-SHAP-3001	REC-SHAP-3009	REC-SHAP-3024
REC-SHAP-3025	REC-SPIE-4001	REC-SURV-4001
REC-WPNS-1001	REC-WPNS-1002	REC-WPNS-1003
REC-WPNS-1004	REC-WPNS-1005	REC-WPNS-1006
REC-WPNS-1007	REC-WPNS-1008	REC-WPNS-1011
REC-WPNS-1012	REC-WPNS-1013	REC-WPNS-1014
REC-WPNS-1015	REC-WPNS-1017	REC-WPNS-1018
REC-WPNS-1020	REC-WPNS-1022	REC-WPNS-1023
REC-WPNS-1024	REC-WPNS-2003	REC-WPNS-2011
REC-WPNS-2012	REC-WPNS-2013	REC-WPNS-2027
REC-WPNS-2028	REC-WPNS-2039	REC-WPNS-2040
REC-WPNS-2048		

RELATED EVENTS:

REC-COMM-2402	REC-DEMO-2401	REC-DEMO-2402
REC-DEMO-2403	REC-DEMO-2404	REC-GRND-2401
REC-GRND-2403	REC-GRND-2404	REC-GRND-2405
REC-GRND-2406	REC-GRND-2407	REC-GRND-2407
REC-GRND-2409	REC-GRND-2413	REC-GRND-2414
REC-GRND-2417	REC-GRND-2419	REC-INTL-2406
REC-MED-2401	REC-PLAN-2401	REC-PLAN-2414
REC-SHAP-2401		

REFERENCES:

1. FM 31-20-5 Special Reconnaissance Tactics, Techniques and Procedures for Special Forces
2. MCWP 2-25 Ground Reconnaissance Operations
3. MCWP 3-11.2 Marine Rifle Squad
4. SH 21-76 Ranger Handbook

SUPPORT REQUIREMENTS:

RANGE/TRAINING AREA:

Facility Code 17410 Maneuver/Training Area, Light Forces
Facility Code 17730 Fire And Movement Range
Facility Code 17961 Combat In Cities Facility
Facility Code 17962 MOUT Collective Training Facility (Small)

AIRCRAFT: Rotary Wing: AH-1, UH-1, CH-46, CH-53, CH-47, and MV-22, UH-60
Fixed Wing: AV8B, F18, AC130, A10, KC130, MC130UAV: Predator, Raven, and WASP.

UNITS/PERSONNEL: Role players/opposing forces.

REC-GRND-4018: Conduct defensive operations

SUPPORTED MET(S): None

EVALUATION-CODED: NO

SUSTAINMENT INTERVAL: 12 months

CONDITION: Given a mission, all required personnel, and C4I-related infrastructure and equipment.

STANDARD: By planning, rehearsing, inspecting, inserting, and conducting actions on the objective.

EVENT COMPONENTS:

1. Prepare defensive positions.
2. Defend in sector.
3. Emplace obstacles.
4. Establish local security.
5. Occupy a listening/observation post.
6. Comply with tactical control measures.
7. Comply with engagement/disengagement criteria.

PREREQUISITE EVENTS:

RECN-COMM-4001	RECN-DEMO-3011	RECN-DEMO-3012
RECN-DEMO-3013	RECN-DEMO-4002	RECN-GRND-1019
RECN-GRND-4002	RECN-GRND-4003	RECN-GRND-4004
RECN-GRND-4006	RECN-GRND-4007	RECN-GRND-4019
RECN-GRND-4020	RECN-GRND-4021	RECN-GRND-4022
RECN-GRND-4031	RECN-GRND-4032	RECN-GRND-4033
RECN-INTL-1005	RECN-INTL-4001	RECN-MED-4001
RECN-PLAN-4001	RECN-PLAN-4002	RECN-SHAP-3002
RECN-SHAP-3009	RECN-SHAP-3024	RECN-SHAP-3025
RECN-SPIE-4001	RECN-SURV-4001	RECN-WPNS-1001
RECN-WPNS-1002	RECN-WPNS-1003	RECN-WPNS-1004
RECN-WPNS-1005	RECN-WPNS-1006	RECN-WPNS-1007
RECN-WPNS-1008	RECN-WPNS-1011	RECN-WPNS-1012
RECN-WPNS-1013	RECN-WPNS-1014	RECN-WPNS-1015
RECN-WPNS-1017	RECN-WPNS-1018	RECN-WPNS-1020
RECN-WPNS-1022	RECN-WPNS-1023	RECN-WPNS-1024
RECN-WPNS-2003	RECN-WPNS-2011	RECN-WPNS-2012
RECN-WPNS-2013	RECN-WPNS-2027	RECN-WPNS-2028
RECN-WPNS-2039	RECN-WPNS-2040	RECN-WPNS-2048

RELATED EVENTS:

RECN-COMM-2402	RECN-DEMO-2401	RECN-GRND-2401
RECN-GRND-2402	RECN-GRND-2404	RECN-GRND-2405
RECN-GRND-2406	RECN-GRND-2407	RECN-GRND-2407
RECN-GRND-2408	RECN-GRND-2415	RECN-GRND-2416
RECN-GRND-2417	RECN-GRND-2418	RECN-GRND-2419
RECN-INTL-2406	RECN-MED-2401	RECN-PLAN-2401
RECN-PLAN-2414	RECN-SHAP-2401	

REFERENCES:

1. FM 31-20-5 Special Reconnaissance Tactics, Techniques and Procedures for Special Forces
2. MCWP 2-25 Ground Reconnaissance Operations
3. MCWP 3-11.2 Marine Rifle Squad
4. SH 21-76 Ranger Handbook

SUPPORT REQUIREMENTS:

RANGE/TRAINING AREA:

Facility Code 17410 Maneuver/Training Area, Light Forces
Facility Code 17730 Fire And Movement Range
Facility Code 17961 Combat In Cities Facility
Facility Code 17962 MOUT Collective Training Facility (Small)

AIRCRAFT: Rotary Wing: AH-1, UH-1, CH-46, CH-53, CH-47, and MV-22, UH-60
Fixed Wing: AV8B, F18, AC130, A10, KC130, MC130UAV: Predator, Raven, and WASP.

UNITS/PERSONNEL: Role players/opposing forces.

RECN-GRND-4019: Establish and Operate a Patrol Base

SUPPORTED MET(S): None

EVALUATION-CODED: NO **SUSTAINMENT INTERVAL:** 12 months

CONDITION: Given a mission, all required personnel, and C4I-related infrastructure and equipment.

STANDARD: By gaining access to the environment, persisting within the operational area, maintaining security, reacting appropriately to the enemy situation, and accomplishing the assigned mission.

EVENT COMPONENTS:

1. Select an area that avoids compromise and detection by the enemy.
2. Reconnoiter the area before occupation by the main force.
3. Occupy patrol base.
4. Establish security plan.
5. Establish trigger lines, engagement criteria, and target precedence for all weapon systems.
6. Establish contingency plans.
7. Determine field(s) of observation and fire.
8. Setup required equipment.
9. Maintain noise and light discipline.
10. Camouflage position to avoid detection from air or ground observations.
11. Conduct priorities of work per the patrol order.
12. Maintain communications and report.
13. Sterilize the area upon withdrawal.

PREREQUISITE EVENTS:

RECN-COMM-3001	RECN-COMM-3003	RECN-COMM-4001
RECN-DEMO-1003	RECN-DEMO-4002	RECN-GRND-1012
RECN-GRND-1016	RECN-GRND-2005	RECN-GRND-3001
RECN-GRND-4002	RECN-GRND-4005	RECN-PLAN-4001
RECN-PLAN-4002	RECN-PLAN-4006	

RELATED EVENTS:

RECN-COMM-2402	RECN-DEMO-2401	RECN-GRND-2401
RECN-GRND-2402	RECN-GRND-2406	RECN-GRND-2415
RECN-GRND-2416	RECN-GRND-2417	

REFERENCES:

1. FM 3-05.204 Special Forces Special Reconnaissance
2. FM 31-20-5 Special Reconnaissance Tactics, Techniques and Procedures for Special Forces
3. MCWP 2-25 Ground Reconnaissance Operations
4. SH 21-76 Ranger Handbook

SUPPORT REQUIREMENTS:

RANGE/TRAINING AREA:

Facility Code 17410 Maneuver/Training Area, Light Forces
Facility Code 17961 Combat In Cities Facility
Facility Code 17962 MOUT Collective Training Facility (Small)

UNITS/PERSONNEL: Role players/opposing forces.

RECN-GRND-4020: Establish and Operate an Observation Post (OP)

SUPPORTED MET(S): None

EVALUATION-CODED: NO **SUSTAINMENT INTERVAL:** 12 months

CONDITION: Given a mission, all required personnel, and C4I-related infrastructure and equipment.

STANDARD: By gaining access to the environment, persisting within the operational area, maintaining security, reacting appropriately to the enemy situation, and accomplishing the assigned mission.

EVENT COMPONENTS:

1. Select position.
2. Occupy position.
3. Establish security plan.
4. Establish trigger lines, engagement criteria, and target precedence for all weapon systems.
5. Establish contingency plans.
6. Establish observation plan.
7. Setup required equipment.
8. Maintain noise and light discipline.
9. Camouflage position to avoid detection from air or ground observations.
10. Conduct observation.
11. Maintain communications with ORP/hide site and report.
12. Sterilize the OP upon withdrawal.

PREREQUISITE EVENTS:

RECN-COLL-2014	RECN-COMM-2001	RECN-COMM-4001
RECN-DEMO-1003	RECN-DEMO-4002	RECN-GRND-1016
RECN-GRND-2002	RECN-GRND-2005	RECN-GRND-3001
RECN-GRND-3002	RECN-GRND-4002	RECN-GRND-4005
RECN-INTL-4001	RECN-PHOT-3001	RECN-PLAN-4001
RECN-PLAN-4002	RECN-PLAN-4006	RECN-SHAP-3009
RECN-SHAP-3024	RECN-SHAP-3025	RECN-SURV-3001

RECN-SURV-4001

RELATED EVENTS:

RECN-COLL-2414	RECN-COMM-2402	RECN-DEMO-2401
RECN-GRND-2401	RECN-GRND-2402	RECN-GRND-2407
RECN-GRND-2417	RECN-PLAN-2414	

REFERENCES:

1. MCWP 2-25 Ground Reconnaissance Operations
2. MCWP 3-11.3 Scouting and Patrolling
3. MCWP 3-15.3 Scout Sniping

SUPPORT REQUIREMENTS:

RANGE/TRAINING AREA: Facility Code 17410 Maneuver/Training Area, Light Forces

MATERIAL: Camouflage materials; Ghillie suits, veils, smocks, spray paint, camouflage netting, screen material, and garnish.

UNITS/PERSONNEL: Role players/opposing forces.

OTHER SUPPORT REQUIREMENTS: If OP is not pre-existing within this training area, dig permission will be required from Range Control.

RECN-GRND-4021: Establish and Operate a Hide Site/ORP

SUPPORTED MET(S): None

EVALUATION-CODED: NO

SUSTAINMENT INTERVAL: 12 months

CONDITION: Given a mission, all required personnel, and C4I-related infrastructure and equipment.

STANDARD: By gaining access to the environment, persisting within the operational area, maintaining security, reacting appropriately to the enemy situation, and accomplishing the assigned mission.

EVENT COMPONENTS:

1. Select location based on mission requirements and number of personnel.
2. Occupy location.
3. Establish security plan.
4. Establish trigger lines, engagement criteria, and target precedence for all weapon systems.
5. Establish contingency plans.
6. Determine field(s) of observation and fire.
7. Setup communications equipment.
8. Establish communications with higher, adjacent, subordinate, and supporting units, as required.
9. Maintain noise and light discipline.
10. Camouflage the position.
11. Camouflage self, weapons and equipment.

12. Ensure position is camouflaged to avoid detection from air or ground observations.
13. Conduct priorities of work.
14. Maintain communications and report.
15. Sterilize the hide site upon withdrawal.

PREREQUISITE EVENTS:

RECN-COMM-2001	RECN-COMM-2401	RECN-COMM-3001
RECN-COMM-3002	RECN-COMM-3003	RECN-COMM-4001
RECN-DEMO-1003	RECN-DEMO-4002	RECN-GRND-1016
RECN-GRND-2005	RECN-GRND-4002	RECN-GRND-4005
RECN-PLAN-4001	RECN-PLAN-4002	RECN-PLAN-4006

RELATED EVENTS:

RECN-COMM-2402	RECN-DEMO-2401	RECN-GRND-2401
RECN-GRND-2402	RECN-GRND-2408	RECN-GRND-2417
RECN-PLAN-2414		

REFERENCES:

1. MCWP 2-25 Ground Reconnaissance Operations
2. MCWP 3-11.3 Scouting and Patrolling
3. MCWP 3-15.3 Scout Sniping

SUPPORT REQUIREMENTS:

RANGE/TRAINING AREA: Facility Code 17410 Maneuver/Training Area, Light Forces

MATERIAL: Camouflage materials: spray paint, camouflage netting, screen material, and garnish.

UNITS/PERSONNEL: Role players/opposing forces.

OTHER SUPPORT REQUIREMENTS: If Hide is not pre-existing within this training area, dig permission will be required from Range Control.

RECN-GRND-4022: Establish and Operate a Lager Site

SUPPORTED MET(S): None

EVALUATION-CODED: NO

SUSTAINMENT INTERVAL: 12 months

CONDITION: Given a mission, all required personnel, and C4I-related infrastructure and equipment.

STANDARD: By gaining access to the environment, persisting within the operational area, maintaining security, reacting appropriately to the enemy situation, and accomplishing the assigned mission.

EVENT COMPONENTS:

1. Select an area that avoids compromise and detection by the enemy.
2. Reconnoiter the area before occupation by the main force.

3. Occupy laager site.
4. Establish security plan.
5. Establish trigger lines, engagement criteria, and target precedence for all weapon systems.
6. Establish contingency plans.
7. Determine field(s) of observation and fire.
8. Setup required equipment.
9. Maintain noise and light discipline.
10. Camouflage mobility platforms and position to avoid detection from air or ground observations.
11. Conduct priorities of work per the patrol order.
12. Maintain communications and report.
13. Sterilize the area upon withdrawal.

PREREQUISITE EVENTS:

RECEN-COMM-3001	RECEN-COMM-3003	RECEN-COMM-4001
RECEN-DEMO-1003	RECEN-DEMO-4002	RECEN-GRND-1012
RECEN-GRND-1016	RECEN-GRND-2005	RECEN-GRND-3001
RECEN-GRND-3003	RECEN-GRND-3004	RECEN-GRND-4002
RECEN-GRND-4008	RECEN-MED-4001	RECEN-PLAN-4001
RECEN-PLAN-4006		

RELATED EVENTS:

RECEN-COMM-2402	RECEN-DEMO-2401	RECEN-GRND-2401
RECEN-GRND-2404	RECEN-GRND-2405	RECEN-GRND-2406
RECEN-GRND-2415	RECEN-GRND-2416	RECEN-GRND-2417
RECEN-PLAN-2414		

REFERENCES:

1. FM 3-05.213 Special Forces Pack Animals
2. FM 31-20-5 Special Reconnaissance Tactics, Techniques and Procedures for Special Forces
3. FM 31-23 SPECIAL FORCES MOUNTED OPERATIONS TACTICS, TECHNIQUES, AND PROCEDURES
4. MCRP 4-11.3H Multi-service Tactics, Techniques, and Procedures for Tactical Convoy Operations
5. MCWP 2-25 Ground Reconnaissance Operations
6. SOCOM Handbook SOCOM Combat Convoy Handbook

SUPPORT REQUIREMENTS:

RANGE/TRAINING AREA:

Facility Code 17410 Maneuver/Training Area, Light Forces
Facility Code 17961 Combat In Cities Facility
Facility Code 17962 MOUT Collective Training Facility (Small)

EQUIPMENT: 1. Vehicles with mounted Crew-Served Weapons, radios, optics and navigation aids 2. Vehicle Hide Kit.

UNITS/PERSONNEL: 1. Licensed drivers required, vehicle mechanics and technicians may be needed. 2. Certified range safety and medical personnel are required. 3. Role players/opposing forces.

REC-GRND-4023: Initiate Evasion

SUPPORTED MET(S): None

EVALUATION-CODED: NO

SUSTAINMENT INTERVAL: 12 months

DESCRIPTION: This task provides the procedure for evasion operations.

CONDITION: Given a mission, all required personnel, and C4I-related infrastructure and equipment.

STANDARD: By traversing the length of the evasion corridor without being captured or decisively engaged by the enemy and being prepared to extract in accordance with the evasion plan of action (EPA).

EVENT COMPONENTS:

1. Initiate Evasion.
2. Conduct movement.
3. Occupy hole-up areas.
4. Conduct rendezvous.
5. Receive emergency resupply, as required.

PREREQUISITE EVENTS:

REC-GRND-4023	REC-GRND-4002	REC-GRND-1014
REC-GRND-4002	REC-GRND-4003	REC-INTL-1001
REC-PLAN-4001	REC-PLAN-4002	REC-SERE-1001
REC-SERE-1002	REC-SERE-1003	REC-SERE-1004
REC-SERE-1005	REC-SERE-1006	REC-SERE-1007
REC-SERE-1008	REC-SERE-1009	REC-SERE-1010
REC-SERE-1011	REC-SERE-1012	REC-SERE-1013
REC-SERE-1014	REC-SERE-1015	REC-SERE-1016
REC-SERE-1017	REC-SERE-1018	REC-SERE-1019
REC-SERE-1020	REC-SERE-1021	REC-SERE-1022
REC-SERE-1023	REC-SERE-1024	

RELATED EVENTS:

REC-PLAN-2401 REC-PLAN-2414

REFERENCES:

1. JP 3-50 Personnel Recovery
2. JP 3-50.3 Evasion and Recovery 1996
3. MCRP 3-02H Survival, Evasion, and Recovery
4. MCWP 2-25 Ground Reconnaissance Operations

SUPPORT REQUIREMENTS:

RANGE/TRAINING AREA:

Facility Code 17330 Covered Training Area
Facility Code 17410 Maneuver/Training Area, Light Forces
Facility Code 17440 Personnel/Equipment Drop Zone
Facility Code 17962 MOUT Collective Training Facility (Small)

AIRCRAFT: Rotary Wing - Assault Support CH-53, CH-46, CH-47, UH-60, UH1Y, MV-22.

EQUIPMENT: Vehicles with mounted Crew-Served Weapons, Non-Standard Tactical Vehicles, Unit Communications Equipment, DZ Marking Equipment and HST Equipment (sling load).

UNITS/PERSONNEL: Role players/opposing forces.

RECN-GRND-4024: Conduct tracking operations

SUPPORTED MET(S): None

EVALUATION-CODED: NO

SUSTAINMENT INTERVAL: 12 months

CONDITION: Given a mission, an area that contains tracks, all required personnel, and C4I-related infrastructure and equipment.

STANDARD: By recording and reporting the information to satisfy intelligence requirements provided by higher command.

EVENT COMPONENTS:

1. Receive the order from higher headquarters.
2. Conduct mission planning.
3. Task organize unit.
4. Conduct rehearsals.
5. Conduct Inspections.
6. Issue the order.
7. Cross the LOD.
8. Assume initial tracking formations.
9. Acquire the track(s).
10. Analyze the track(s).
11. Report information.
12. Conduct track exploitation.
13. React to enemy contact/anti-tracking techniques.
14. Re-exploit tracks, as required.
15. Upon gaining contact or obtaining actionable information, report information.

PREREQUISITE EVENTS:

RECN-C2-4005	RECN-COMM-2001	RECN-COMM-4001
RECN-GRND-1014	RECN-GRND-1015	RECN-GRND-1017
RECN-GRND-1018	RECN-GRND-4002	RECN-GRND-4003
RECN-GRND-4004	RECN-GRND-4005	RECN-GRND-4019
RECN-GRND-4025	RECN-INTL-4001	RECN-PLAN-4001
RECN-PLAN-4002	RECN-SPIE-4001	RECN-SURV-1004
RECN-SURV-1006	RECN-SURV-4001	

RELATED EVENTS:

RECN-COLL-2403	RECN-COMM-2402	RECN-GRND-2401
RECN-GRND-2402	RECN-GRND-2403	RECN-GRND-2406
RECN-INTL-2406	RECN-PLAN-2401	RECN-PLAN-2414

REFERENCES:

1. FM 31-20-5 Special Reconnaissance Tactics, Techniques and Procedures for Special Forces
2. MCWL 3-35.3X Combat Hunter
3. MCWP 2-25 Ground Reconnaissance Operations

SUPPORT REQUIREMENTS:

RANGE/TRAINING AREA:

Facility Code 17410 Maneuver/Training Area, Light Forces
Facility Code 17961 Combat In Cities Facility
Facility Code 17962 MOUT Collective Training Facility (Small)

UNITS/PERSONNEL: Role players/opposing forces.

REC-GRND-4025: Conduct a link up

SUPPORTED MET(S): None

EVALUATION-CODED: NO

SUSTAINMENT INTERVAL: 12 months

CONDITION: Given a mission, a requirement to link up with friendly forces, all required personnel, and C4I-related infrastructure and equipment.

STANDARD: By completing a linkup with friendly forces at the time and location specified in the operations order without incidents of fratricide.

EVENT COMPONENTS:

1. Conduct movement.
2. Occupy the rally point.
3. Establish communications.
4. Establish initial contact.
5. Complete linkup.
6. Conduct briefs.

RELATED EVENTS:

REC-COMM-2402
REC-SURV-2403

REC-GRND-2402

REC-PLAN-2401

REFERENCES:

1. FM 31-20-5 Special Reconnaissance Tactics, Techniques and Procedures for Special Forces
2. MCWP 2-25 Ground Reconnaissance Operations
3. MCWP 3-11.3 Scouting and Patrolling
4. MCWP 3-15.3 Scout Sniping
5. SH 21-76 Ranger Handbook

SUPPORT REQUIREMENTS:

RANGE/TRAINING AREA: Facility Code 17410 Maneuver/Training Area, Light Forces

RECN-GRND-4026: Establish a Helicopter Landing Site

SUPPORTED MET(S): None

EVALUATION-CODED: NO SUSTAINMENT INTERVAL: 12 months

CONDITION: Given a mission, all required personnel, and C4I-related infrastructure and equipment.

STANDARD: By establishing communications, and providing initial terminal guidance (ITG) to assault support craft prior to the arrival of the supported unit.

EVENT COMPONENTS:

1. Select landing site.
2. Establish security for the landing site.
3. Establish communications as required.
4. Turn down HLZ if, following the computations, it does not meet size and safety requirements for the operation.
5. Mark or remove of all obstacles or debris on the landing site.
6. Mark the landing site or touchdown point.
7. Establish communications with aircraft.
8. Transmit current landing site conditions.
9. Locate aircraft.
10. Guide the aircraft into the landing site.

PREREQUISITE EVENTS:

RECN-COLL-2010	RECN-COLL-2013	RECN-COMM-2001
RECN-COMM-4001	RECN-GRND-1020	RECN-GRND-4004
RECN-GRND-4014	RECN-GRND-4019	RECN-PLAN-4001
RECN-PLAN-4002		

RELATED EVENTS:

RECN-COLL-2410	RECN-COLL-2423	RECN-COMM-2402
RECN-GRND-2402	RECN-GRND-2406	RECN-GRND-2411

REFERENCES:

1. FM 3-21.38 Pathfinder Operations
2. M350-5 Joint Terminal Air Controller Training & Standardization/Evaluation
3. MCRP 2-25A Reconnaissance Reports Guide
4. MCRP 3-11.1A Commander's Tactical Handbook
5. MCRP 3-11.4A Helicopter Rope Suspension Techniques (HRST) Operations
6. MCWP 3-11.2 Marine Rifle Squad
7. SH 21-76 Ranger Handbook

SUPPORT REQUIREMENTS:

RANGE/TRAINING AREA:

Facility Code 17410 Maneuver/Training Area, Light Forces
Facility Code 17925 Airfield Site Selection Training Area

RECN-GRND-4027: Establish a Drop Zone

SUPPORTED MET(S): None

EVALUATION-CODED: NO

SUSTAINMENT INTERVAL: 12 months

CONDITION: Given a mission, all required personnel, and C4I-related infrastructure and equipment.

STANDARD: By selecting a location that can best support the ground tactical plan and be easily identified by the aircraft where personnel or equipment may be delivered by parachute, or in the case of certain items, by free-drop per performance measures contained in STP 31-18-SMTG and the mission requirement.

EVENT COMPONENTS:

1. Determine number of personnel and bundles from a mission statement.
2. Compute the release point from figures obtained in TC 31-24.
3. Position markers.
4. Turn down DZ if, following the computations, it does not meet size and safety requirements for the operation.

PREREQUISITE EVENTS:

RECN-COLL-2007	RECN-COLL-2023	RECN-COMM-2001
RECN-COMM-4001	RECN-GRND-2008	RECN-GRND-4004
RECN-GRND-4014	RECN-GRND-4019	RECN-PLAN-4001
RECN-PLAN-4002		

RELATED EVENTS:

RECN-COLL-2407	RECN-COLL-2423	RECN-COMM-2402
RECN-GRND-2402	RECN-GRND-2406	RECN-GRND-2412

REFERENCES:

1. FM 3-21.38 Pathfinder Operations
2. STP 31-18-SM-TG Special Forces Common Skills Level 3 and 4

SUPPORT REQUIREMENTS:

RANGE/TRAINING AREA:

Facility Code 17410 Maneuver/Training Area, Light Forces
Facility Code 17440 Personnel/Equipment Drop Zone

EQUIPMENT: Individual equipment as per OPORD/VS-17 air panel, TC31-24, and an anemometer.

UNITS/PERSONNEL: RSO will be required to sign for and coordinate training area on military installations.

RECN-GRND-4028: Conduct sensor implant and recovery

SUPPORTED MET(S): None

EVALUATION-CODED: NO

SUSTAINMENT INTERVAL: 12 months

CONDITION: Given a mission, sensors, all required personnel, and C4I-related infrastructure and equipment.

STANDARD: By gaining access to the environment, persisting within the operational area, maintaining security, reacting appropriately to the enemy situation, and accomplishing the assigned mission.

EVENT COMPONENTS:

1. Coordinate with the ground sensor platoon and the supported unit to determine the type, number, and probable implantation sites of the sensors.
2. Confirm the desired pattern in coordination with the GSP unit.
3. Receive a detailed brief on the emplacement, optimal sitting, activation, and testing, camouflaging, and other considerations.
4. Schedule joint inspection of the sensors and test equipment to ensure familiarity with the sensors and their serviceability.
5. Establish security.
6. Survey the desired location and placement of the sensors to provide the required information.
7. Employ the sensors in the location designated, making adjustments due to terrain, and the considerations provided per the GSP brief.
8. Conduct a test of sensors to ensure the specified detection.
9. Ensure all sensors are properly camouflaged to preclude detection.
10. Submit an input report, to include pinpoint locations of sensors and visual references: (photos, sketches, etc.).
11. When provided with a sensor input report, tactically recover sensors.

PREREQUISITE EVENTS:

RECN-COMM-4001	RECN-GRND-3001	RECN-GRND-4004
RECN-GRND-4019	RECN-PLAN-4001	RECN-PLAN-4002
RECN-SURV-1007		

RELATED EVENTS:

RECN-COMM-2402	RECN-GRND-2402	RECN-GRND-2406
RECN-PLAN-2401		

REFERENCES:

1. MCRP 2-24B Remote Sensor Operations
2. MCWP 2-1 Intelligence Operations
3. MCWP 2-25 Ground Reconnaissance Operations

SUPPORT REQUIREMENTS:

RANGE/TRAINING AREA: Facility Code 17410 Maneuver/Training Area, Light Forces

UNITS/PERSONNEL: Individual training and familiarization required on sensors to be employed.

RECN-GRND-4029: Cross a horizontal obstacles

SUPPORTED MET(S): None

EVALUATION-CODED: NO

SUSTAINMENT INTERVAL: 12 months

CONDITION: Given a mission, a horizontal obstacle, all required personnel, and C4I-related infrastructure and equipment.

STANDARD: By gaining access to the environment, persisting within the operational area, maintaining security, reacting appropriately to the enemy situation, and accomplishing the assigned mission.

EVENT COMPONENTS:

1. Plan and prepare to cross a horizontal obstacle.
2. Establish security.
3. Select appropriate site.
4. Establish rope bridge/poncho raft/ etc, as required.
5. Recover equipment as required.
6. Continue mission.

PREREQUISITE EVENTS:

RECN-PLAN-4001

RECN-PLAN-4002

RECN-SPIE-1002

RECN-SPIE-4003

RELATED EVENTS: RECN-PLAN-2410

REFERENCES:

1. MCRP 3-35.2A Small Unit Leader's Guide To Mountain Operations
2. MCWP 2-25 Ground Reconnaissance Operations
3. MCWP 3-17.1 River-Crossing Operations

SUPPORT REQUIREMENTS:

RANGE/TRAINING AREA: Facility Code 17410 Maneuver/Training Area, Light Forces

UNITS/PERSONNEL: 1. Certified range safety and medical personnel are required. 2. Safety swimmers are required when crossing a river. 3. The two safety swimmers need to be WS-I or higher. 4. Mountain Leader or HRST Master should be present when conducting tactical rope training.

MISCELLANEOUS:

ADMINISTRATIVE INSTRUCTIONS: This type of training is classified as high risk training, refer to OPNAVINST 1500.75.

RECN-GRND-4030: Cross a Vertical Obstacles

SUPPORTED MET(S): None

EVALUATION-CODED: NO

SUSTAINMENT INTERVAL: 12 months

CONDITION: Given a mission, a vertical obstacle, all required personnel, and C4I-related infrastructure and equipment.

STANDARD: By gaining access to the environment, persisting within the operational area, maintaining security, reacting appropriately to the enemy situation, and accomplishing the assigned mission.

EVENT COMPONENTS:

1. Establish security.
2. Establish crossing mechanism, if required.
3. Plan and prepare to cross a vertical obstacle.
4. Select appropriate site.
5. Recover equipment as required.
6. Continue mission.

PREREQUISITE EVENTS:

RECN-PLAN-4001 RECN-PLAN-4002 RECN-SPIE-1002
RECN-SPIE-1005

RELATED EVENTS: RECN-PLAN-2410

REFERENCES:

1. MCRP 3-35.2A Small Unit Leader's Guide To Mountain Operations
2. MCWP 2-25 Ground Reconnaissance Operations
3. MCWP 3-17.1 River-Crossing Operations

SUPPORT REQUIREMENTS:

RANGE/TRAINING AREA: Facility Code 17410 Maneuver/Training Area, Light Forces

UNITS/PERSONNEL: 1. Certified range safety and medical personnel are required. 2. Mountain Leader or HRST Master should be present when conducting tactical rope training.

MISCELLANEOUS:

ADMINISTRATIVE INSTRUCTIONS: This type of training is classified as high risk training, refer to OPNAVINST 1500.75.

RECN-GRND-4031: Move through a built-up area

SUPPORTED MET(S): None

EVALUATION-CODED: NO **SUSTAINMENT INTERVAL:** 12 months

CONDITION: Given a mission, an urban environment, all required personnel, and C4I-related infrastructure and equipment.

STANDARD: By gaining access to the environment, persisting within the operational area, maintaining security, reacting appropriately to the enemy situation, and accomplishing the assigned mission.

EVENT COMPONENTS:

1. Unit halts in a covered and concealed position outside of the urban area.

2. Identify appropriate route through urban area.
3. Move forward as two elements: a movement element and an over-watch element based on METT-TSL.
4. Movement element: moves forward and scouts danger areas.
5. Over-watch element: moves behind the lead element and secures the flanks and rear. It also provides fire support if required.
6. As necessary: these elements, or parts of them, exchange roles.
7. Move along underground passages, through or behind buildings, along walls, and over rooftops as required.
8. Move in single file along both sides of the street, staying close to the buildings, but off the walls.
9. Move quickly and remain dispersed 3 to 5 meters apart, assigning individuals an area to observe on the opposite side of the street.
10. When moving with two units abreast, each unit over-watches the buildings across the street, observing the stories above the opposite unit.
11. Avoid: streets, alleys, and other open areas unless necessary.
12. Cross urban danger areas using maximum cover, concealment, speed, and over-watch.
13. Use sound, smoke, rubble, and debris for protection.
14. Clear buildings, as necessary, to continue movement.
15. Identify, report and bypass enemy obstacles and mines; mark only as required.

PREREQUISITE EVENTS:

RECN-COMM-2001	RECN-COMM-4001	RECN-DEMO-1001
RECN-DEMO-3003	RECN-DEMO-4001	RECN-GRND-4002
RECN-GRND-4004	RECN-GRND-4005	RECN-GRND-4019
RECN-PLAN-4001	RECN-PLAN-4002	RECN-SPIE-4001

RELATED EVENTS:

RECN-COMM-2402	RECN-DEMO-2402	RECN-DEMO-2403
RECN-DEMO-2404	RECN-GRND-2401	RECN-GRND-2402
RECN-GRND-2403	RECN-GRND-2406	RECN-PLAN-2414

REFERENCES:

1. MCWP 2-25 Ground Reconnaissance Operations
2. MCWP 3-11.2 Marine Rifle Squad
3. MCWP 3-11.3 Scouting and Patrolling
4. MCWP 3-35.3 Military Operations on Urbanized Terrain (MOUT)

SUPPORT REQUIREMENTS:

ORDNANCE:

<u>DODIC</u>	<u>Quantity</u>
G878 Fuze, Hand Grenade Practice M228	2 fuzes per Marine
G930 Grenade, Hand Smoke HC AN-M8	1 grenades per Marine
G940 Grenade, Hand Green Smoke M18	2 grenades per Marine
G945 Grenade, Hand Yellow Smoke M18	2 grenades per Marine
G950 Grenade, Hand Red Smoke M18	1 grenades per Marine
L306 Signal, Illumination Ground Red Star	1 signals per Marine
L307 Signal, Illumination Ground White St	2 signals per Marine
L312 Signal, Illumination Ground White St	2 signals per Marine
L314 Signal, Illumination Ground Green St	2 signals per Marine

RANGE/TRAINING AREA:

Facility Code 17760 MOUT Assault Course (MAC)
Facility Code 17962 MOUT Collective Training Facility (Small)
Facility Code 17963 MOUT Collective Training Facility (Large)

EQUIPMENT: Imagery support, SESAMS-Conversion Kits (M4/M16/M9/M1911)

UNITS/PERSONNEL: 1. Certified range safety and medical personnel are required. 2. Role Players/ OPFOR.

MISCELLANEOUS:

ADMINISTRATIVE INSTRUCTIONS: Sustainment requires three iterations per training interval. The ammunition requirement reflects those amounts required per iteration. Certified range safety and medical personnel are required. G811, A080, AA12, AA21 and A075 can be used in training. This type of training is classified as high risk training, refer to OPNAVINST 1500.75.

RECN-GRND-4032: Conduct hasty personnel/vehicle checkpoint operations

SUPPORTED MET(S): None

EVALUATION-CODED: NO

SUSTAINMENT INTERVAL: 12 months

CONDITION: Given a mission, vehicle control point requirement, all required personnel, and C4I-related infrastructure and equipment.

STANDARD: By accomplishing the mission in accordance with commanders' intent.

EVENT COMPONENTS:

1. Search individuals/vehicles according to unit Standard Operating Procedure (SOP), higher headquarters order, and applicable Rules of Engagement (ROEs).
2. The security team maintains observation, clear fields of fire, and sets the appropriate distance from individuals/vehicles being searched IAW SOP.
3. When conducting a search, search teams maintain sufficient distance from waiting individuals/vehicles.
4. Rotate search element members and security element members periodically, to minimize complacency.
5. Maintain communications with higher headquarters.

PREREQUISITE EVENTS:

RECN-COMM-2001	RECN-COMM-4001	RECN-DEMO-1001
RECN-DEMO-1003	RECN-DEMO-4002	RECN-GRND-2011
RECN-GRND-4002	RECN-GRND-4005	RECN-GRND-4019
RECN-INTL-3001	RECN-PHOT-3001	RECN-PHOT-3003
RECN-PHOT-3005	RECN-PLAN-4001	RECN-PLAN-4002
RECN-PLAN-4006	RECN-RAID-1012	RECN-RAID-2003
RECN-RAID-3003	RECN-RAID-3005	RECN-RAID-3009
RECN-SHAP-3002	RECN-SURV-1009	RECN-SURV-2004

RECN-SURV-3002

RELATED EVENTS:

RECN-COMM-2402	RECN-DEMO-2401	RECN-GRND-2401
RECN-GRND-2402	RECN-GRND-2404	RECN-GRND-2406
RECN-GRND-2416	RECN-GRND-2417	RECN-PLAN-2414

REFERENCES:

1. BUST Handbook
2. MCWP 2-25 Ground Reconnaissance Operations

SUPPORT REQUIREMENTS:

RANGE/TRAINING AREA: Facility Code 17410 Maneuver/Training Area, Light Forces

EQUIPMENT: 1. Documents/weapons. 2. SSE kit. (flexi cuffs, blindfolds, capture tag DD2745, chain of custody form DA form 4137.)

UNITS/PERSONNEL: 1. Certified range safety and medical personnel are required. 2. Trafficable roads/trails with adjacent dismounted maneuver/training area. 3. Civilian vehicles. 4. Civilian role players.

RECN-GRND-4033: Process detainees

SUPPORTED MET(S): None

EVALUATION-CODED: NO **SUSTAINMENT INTERVAL:** 12 months

CONDITION: Given a mission, known or suspected personnel, all required personnel, and C4I-related infrastructure and equipment.

STANDARD: By ensuring safe and expeditious handling of detainees in accordance with the laws of armed conflict.

EVENT COMPONENTS:

1. Search detainees for weapons and ammunition, items of intelligence value, and other inappropriate items. The search should include all clothing on the individual, to include shoes. To ensure the safety and security of the capturing force, do not exempt anything from search.
2. Photograph scenes of intelligence or judicial value.
3. Tag detainees with a DD Form 2745 (Capture Tag) or a field-expedient capture tag that includes the following information: date and time of capture, capturing unit, location of capture (grid coordinates), special circumstances of capture (how the person was captured, if the detainee resisted, if the detainee surrendered, and so forth), did the person have weapons on them at the time of capture, list all documents and other items on their person at the time of capture.
4. Report number of personnel detained. Initiate coordination for transportation of detainees to a detainee collection point (DCP).
5. Evacuate to a DCP. Deliver all documents/pocket litter captured with the detainee(s) in order to assist interrogators.

6. Segregate detainees based on perceived status of authority or position. During initial screening, identify leaders and segregate them from the remainder of the population.
7. Safeguard detainees according to applicable international customary and conventional law and US policy, law, and/or regulations. Provide medical care as needed.
8. Complete appropriate documentation in accordance with host nation procedures.

PREREQUISITE EVENTS:

REC-GRND-2011	REC-INTL-4001	REC-PHOT-3001
REC-PHOT-3003	REC-PHOT-3005	REC-PLAN-4001
REC-PLAN-4002	REC-PLAN-4006	REC-RAID-3003
REC-RAID-3004	REC-RAID-3005	REC-RAID-3006
REC-RAID-3007	REC-RAID-3010	REC-RAID-4005

RELATED EVENTS:

REC-COMM-2402	REC-GRND-2419	REC-PLAN-2401
---------------	---------------	---------------

REFERENCES:

1. MCRP 4-11.8D Detainee Operations
2. MCWP 2-25 Ground Reconnaissance Operations

SUPPORT REQUIREMENTS:

RANGE/TRAINING AREA:

Facility Code 17410 Maneuver/Training Area, Light Forces
Facility Code 17904 Prisoner Of War Training Area

EQUIPMENT: 1. Documents/weapons. 2. SSE kit. (flexi cuffs, blindfolds, capture tag DD2745, chain of custody form DA form 4137.)

UNITS/PERSONNEL: 1. Certified range safety and medical personnel are required. 2. Role Players/ OPFOR.

MISCELLANEOUS:

ADMINISTRATIVE INSTRUCTIONS: 1. An event scenario must be provided that incorporates requirements to facilitate training to standard. 2. The acronym STRESS (Search, Tag, Report, Evacuate, Segregate, and Safeguard) has replaced the 5 S's (Search, Segregate, Silence, Speed, Safeguard, and Tag).

REC-INTL-4001: Provide Level I Intelligence Reports

SUPPORTED MET(S): None

EVALUATION-CODED: NO

SUSTAINMENT INTERVAL: 12 months

DESCRIPTION: This task describes recon team support to intelligence and operations which provide information for the planning and conduct of tactical, operational, and strategic actions.

CONDITION: Given a recon team, a mission, all required personnel and C4I-related infrastructure and equipment.

STANDARD: By ensuring forces have adequate intelligence support to accomplish the mission.

EVENT COMPONENTS:

1. Collect information against intelligence requirements.
2. Validate significance of information to overall situation.
3. Apply critical thinking.
4. Apply creative thinking.
5. Develop an intelligence assessment that is relevant, reliable, and accurate.
6. Produce Level I Intelligence Report.
7. Disseminate product as required by operational environment.

PREREQUISITE EVENTS:

RECN-COLL-2001	RECN-COLL-2002	RECN-COLL-2003
RECN-COLL-2004	RECN-COLL-2005	RECN-COLL-2006
RECN-COLL-2007	RECN-COLL-2008	RECN-COLL-2009
RECN-COLL-2010	RECN-COLL-2011	RECN-COLL-2012
RECN-COLL-2013	RECN-COLL-2014	RECN-COLL-2015
RECN-COLL-2016	RECN-COLL-2017	RECN-COLL-2018
RECN-COLL-2019	RECN-COLL-2020	RECN-COLL-2021
RECN-COLL-2022	RECN-COLL-2023	RECN-COLL-2024
RECN-COLL-4001	RECN-COMM-3001	RECN-COMM-3003
RECN-GRND-4010	RECN-GRND-4011	RECN-GRND-4012
RECN-GRND-4013	RECN-GRND-4014	RECN-GRND-4015
RECN-GRND-4016	RECN-INTL-1001	RECN-INTL-1002
RECN-INTL-1004	RECN-INTL-2002	RECN-PHOT-3001
RECN-PHOT-3002	RECN-PHOT-3004	RECN-RAID-4005
RECN-SURV-3001	RECN-SURV-4001	

RELATED EVENTS:

RECN-COLL-2401	RECN-COLL-2402	RECN-COLL-2403
RECN-COLL-2404	RECN-COLL-2405	RECN-COLL-2406
RECN-COLL-2407	RECN-COLL-2408	RECN-COLL-2409
RECN-COLL-2410	RECN-COLL-2411	RECN-COLL-2412
RECN-COLL-2413	RECN-COLL-2414	RECN-COLL-2415
RECN-COLL-2416	RECN-COLL-2417	RECN-COLL-2418
RECN-COLL-2419	RECN-COLL-2420	RECN-COLL-2421
RECN-COLL-2422	RECN-COLL-2423	RECN-COLL-2424
RECN-COMM-2402	RECN-INTL-2401	RECN-INTL-2402
RECN-INTL-2404	RECN-INTL-2405	

REFERENCES:

1. AFI 13-217 Drop Zone and Landing Zone Operations
2. DIA Intelligence Writing Guide
3. FM 3-21.38 Pathfinder Operations
4. FM 3-34.170 Engineer Reconnaissance
5. FM 5-430-00-2 Planning and Design of Roads, Airfields, and Heliports VOL II
6. ICD 206 Intelligence Community Directive 206
7. JP 3-09.3 Close Air Support

8. MCRP 2-25A Reconnaissance Reports Guide
9. MCWP 2-25 Ground Reconnaissance Operations
10. MCWP 2-6 Counterintelligence
11. MCWP 3-13 Employment of Amphibious Assault Vehicles
12. MCWP 3-16.6 Supporting Arms Observer, Spotter and Controller

RECN-MED-4001: Process Casualties

SUPPORTED MET(S): None

EVALUATION-CODED: NO **SUSTAINMENT INTERVAL:** 12 months

CONDITION: Given a team that is conducting operations and casualties have occurred.

STANDARD: By treating, evacuating, and tracking casualties in a timely manner with minimal interruption of operations.

EVENT COMPONENTS:

1. Injured Marine applies self-aid.
2. Marines apply buddy aid to the injured.
3. Designate casualty collection point.
4. Move friendly WIA and KIA and enemy WIA to Casualty Collection Point (CCP), while taking reasonable measures to safeguard casualties.
5. Ensure weapons, serialized gear, and PPE are handled and accounted for in accordance with the patrol order.
6. Ensure wounded enemy combatants are safeguarded/ escorted as required.
7. Team medic/ corpsmen conducts triage at CCP, and advises team leadership on evacuation priorities and numbers.
8. Conduct coordination with higher headquarters for evacuation.
9. Begin casualty reporting and tracking immediately after an individual is wounded, starting at the lowest level and terminating at higher headquarters.
10. In accordance with the operations order, civilian casualties are either evacuated through military system, or coordination is conducted for treatment by civilian medical personnel/facilities.

PREREQUISITE EVENTS:

RECN-MED-1001	RECN-MED-1002	RECN-MED-1003
RECN-MED-1004	RECN-MED-1005	RECN-MED-1006
RECN-MED-1007	RECN-MED-1008	RECN-MED-1009
RECN-MED-1010	RECN-MED-1011	RECN-MED-1012
RECN-MED-1013	RECN-MED-1014	RECN-MED-1015
RECN-MED-2001	RECN-MED-2002	RECN-MED-2003
RECN-MED-3001	RECN-MED-3002	RECN-MED-3003
RECN-MED-3004	RECN-PLAN-4001	RECN-PLAN-4002

RELATED EVENTS:

RECN-COMM-2402 RECN-MED-2401

REFERENCES:

1. FMFM 6-4 Marine Rifle Company/Platoon

2. MCRP 3-02G First Aid
3. MCWP 2-25 Ground Reconnaissance Operations

SUPPORT REQUIREMENTS:

RANGE/TRAINING AREA: Facility Code 17410 Maneuver/Training Area, Light Forces

EQUIPMENT: 1. Assault Support Aircraft. 2. Suitable Landing Zone. 3. Tactical Vehicle(s).

MISCELLANEOUS:

ADMINISTRATIVE INSTRUCTIONS: 1. Evaluator will tag casualties. Marines who are tagged with incapacitating wounds drop where hit." Marines tagged as incapacitated do not move under and rely on others to carry them. 2. This task may be trained to standard in garrison.

RECN-PLAN-4001: Conduct Deliberate Planning

SUPPORTED MET(S): None

EVALUATION-CODED: NO

SUSTAINMENT INTERVAL: 12 months

DESCRIPTION: Deliberate Planning is a planning process for the deployment and employment of apportioned forces and resources that occurs in response to a mission.

CONDITION: Given a mission, all required personnel, and C4I-related infrastructure and equipment.

STANDARD: By making estimates and decisions based on Commander's guidance and intent.

EVENT COMPONENTS:

1. Mission analysis.
2. COA development.
3. COA War Game.
4. COA comparison and decision.
5. Orders development.
6. Conduct transition.

PREREQUISITE EVENTS:

RECN-AMPH-1004	RECN-COMM-3001	RECN-DEMO-3001
RECN-GRND-3001	RECN-INTL-1001	RECN-INTL-1003
RECN-MED-3001	RECN-PHOT-3001	RECN-PLAN-1001
RECN-PLAN-1002	RECN-PLAN-1003	RECN-PLAN-1004
RECN-PLAN-1005	RECN-PLAN-1006	RECN-PLAN-1007
RECN-PLAN-1008	RECN-PLAN-1009	RECN-PLAN-2001
RECN-PLAN-2002	RECN-PLAN-2003	RECN-PLAN-4003
RECN-PLAN-4005	RECN-RAID-3003	

RELATED EVENTS:

RECN-INTL-2001	RECN-INTL-2401	RECN-PLAN-2401
RECN-PLAN-2402	RECN-PLAN-2403	RECN-PLAN-2404
RECN-PLAN-2405	RECN-PLAN-2406	RECN-PLAN-2407
RECN-PLAN-2408	RECN-PLAN-2409	RECN-PLAN-2410
RECN-PLAN-2411	RECN-PLAN-2412	RECN-PLAN-2413
RECN-PLAN-2414	RECN-PLAN-2415	RECN-PLAN-2416
RECN-SHAP-2401		

REFERENCES:

1. JP 2-0 Joint Intelligence
2. JP 3-0 Joint Operations
3. JP 5-0 Joint Operation Planning
4. JP 5-00.2 Joint Task Force Planning Guidance and Procedures
5. MCWP 2-25 Ground Reconnaissance Operations
6. MCWP 5-1 Marine Corps Planning Process (MCP)

SUPPORT REQUIREMENTS:

ROOMS/BUILDINGS: All or one of the following: forward operating base; isolation facility for mission prep.

EQUIPMENT: Materials for planning to include but not limited to: (Portable or Desktop Computers, External Hard Drives, Unclassified and Classified Internet Access, Dry Erase Board, Flip Charts, Dry Erase Markers, Pens/Pencils, Printer, Printer Paper, Printer Ink, Maps of Operational Area, Proxima Projector, Projector Screen or Flat Panel Television with required cable for use with Portable Laptop, Extension Cords, Power Strips).

UNITS/PERSONNEL: Reconnaissance Team; Higher HQ; S2 Representative.

OTHER SUPPORT REQUIREMENTS: CEOI; Scenario script for role players and/or opposing forces; Scenario script; Communications load sets as per the CEOI.

RECN-PLAN-4002: Conduct Crisis Action Planning

SUPPORTED MET(S): None

EVALUATION-CODED: NO

SUSTAINMENT INTERVAL: 1 month

DESCRIPTION: This task provides the procedure for rapid coordination, planning, and execution that must be established and practiced in order to execute assigned missions within the shortest possible time.

CONDITION: Given a mission, all required personnel, and C4I-related infrastructure and equipment.

STANDARD: By producing in a required time period an order within the higher commander's guidance and intent.

EVENT COMPONENTS:

1. Mission analysis.
2. COA development.
3. COA War Game.
4. COA comparison and decision.
5. Orders development.
6. Conduct transition.
7. Facilitate time-line.

PREREQUISITE EVENTS:

RECN-AMPH-1004	RECN-COMM-3001	RECN-DEMO-3001
RECN-GRND-3001	RECN-INTL-1001	RECN-INTL-1003
RECN-MED-3001	RECN-PHOT-3001	RECN-PLAN-1001
RECN-PLAN-1002	RECN-PLAN-1003	RECN-PLAN-1004
RECN-PLAN-1005	RECN-PLAN-1006	RECN-PLAN-1007
RECN-PLAN-1008	RECN-PLAN-1009	RECN-PLAN-2001
RECN-PLAN-2002	RECN-PLAN-2003	RECN-PLAN-4003
RECN-PLAN-4005	RECN-RAID-3003	

RELATED EVENTS:

RECN-INTL-2401	RECN-INTL-2403	RECN-PLAN-2401
RECN-PLAN-2402	RECN-PLAN-2403	RECN-PLAN-2404
RECN-PLAN-2405	RECN-PLAN-2406	RECN-PLAN-2407
RECN-PLAN-2408	RECN-PLAN-2409	RECN-PLAN-2410
RECN-PLAN-2411	RECN-PLAN-2412	RECN-PLAN-2413
RECN-PLAN-2414	RECN-PLAN-2415	RECN-PLAN-2416
RECN-SHAP-2401		

REFERENCES:

1. JP 2-0 Joint Intelligence
2. JP 3-0 Joint Operations
3. JP 5-0 Joint Operation Planning
4. JP 5-00.2 Joint Task Force Planning Guidance and Procedures
5. MCWP 2-25 Ground Reconnaissance Operations
6. MCWP 5-1 Marine Corps Planning Process (MCP)

SUPPORT REQUIREMENTS:

ROOMS/BUILDINGS: All or one of the following: forward operating base; isolation facility for mission prep.

EQUIPMENT: Materials for planning to include but not limited to: (Portable or Desktop Computers, External Hard Drives, Unclassified and Classified Internet Access, Dry Erase Board, Flip Charts, Dry Erase Markers, Pens/Pencils, Printer, Printer Paper, Printer Ink, Maps of Operational Area, Proxima Projector, Projector Screen or Flat Panel Television with required cable for use with Portable Laptop, Extension Cords, Power Strips).

UNITS/PERSONNEL: Reconnaissance Team; Higher HQ; S2 Representative.

OTHER SUPPORT REQUIREMENTS: CEOI; Scenario script for role players and/or opposing forces; Scenario script; Communications load sets as per the CEOI.

RECN-PLAN-4003: Conduct Fire Support Coordination

SUPPORTED MET(S): None

EVALUATION-CODED: NO SUSTAINMENT INTERVAL: 1 month

DESCRIPTION: This task provides the procedures required to conduct targeting, target engagements, fire support planning, and coordination in support of the scheme of maneuver as per the commander's intent.

CONDITION: Given a mission, all required personnel, and C4I-related infrastructure and equipment.

STANDARD: By producing supporting documents and planning to emplace supporting arms observers in key locations to execute and plan fires.

EVENT COMPONENTS:

1. Coordinate fire support assets.
2. Coordinate Offensive Air Support or Close Air Support.
3. Make recommendations for operational employment of Unmanned Aircraft Systems (UAS).

PREREQUISITE EVENTS:

RECN-SHAP-1003 RECN-SHAP-1004

RELATED EVENTS:

RECN-PLAN-2410 RECN-PLAN-2411

REFERENCES:

1. FM 6-30 Tactics, Techniques, and Procedures for Observed Fire
2. JP 3-09.3 Close Air Support
3. M350-5 Joint Terminal Air Controller Training & Standardization/Evaluation
4. MCWP 2-25 Ground Reconnaissance Operations
5. MCWP 3-16 Fire Support Coordination in the Ground Combat Element
6. MCWP 3-16.6 Supporting Arms Observer, Spotter and Controller

SUPPORT REQUIREMENTS:

UNITS/PERSONNEL: Reconnaissance Team; Higher HQ; S2 Representative.

OTHER SUPPORT REQUIREMENTS: CEOI; Scenario script for role players and/or opposing forces; Scenario script; Communications load sets as per the CEOI.

RECN-PLAN-4004: Coordinate Combat Support

SUPPORTED MET(S): None

EVALUATION-CODED: NO SUSTAINMENT INTERVAL: 12 months

DESCRIPTION: This task coordinates combat support in order to achieve mission accomplishment and the commander's intent.

CONDITION: Given a mission, all required personnel, and C4I-related infrastructure and equipment.

STANDARD: By providing all available combat support established by the commander's intent.

EVENT COMPONENTS:

1. Conduct planning.
2. Coordinate communications.
3. Process support requests.
4. Coordinate combat support employment.

PREREQUISITE EVENTS:

RECN-PLAN-1005 RECN-PLAN-1006 RECN-PLAN-2003

RELATED EVENTS:

RECN-PLAN-2407 RECN-PLAN-2408

REFERENCES:

1. MCDP 4 Logistics
2. MCRP 2-3A Intelligence Preparation of the Battlefield/Battlespace
3. MCRP 3-11.2A Marine Troop Leader's Guide
4. MCRP 5-12A Operational Terms and Graphics
5. MCWP 2-1 Intelligence Operations
6. MCWP 2-12 MAGTF Intelligence Production and Analysis
7. MCWP 2-25 Ground Reconnaissance Operations

SUPPORT REQUIREMENTS:

UNITS/PERSONNEL: Reconnaissance Team; Higher HQ; S2 Representative.

OTHER SUPPORT REQUIREMENTS: CEOI; Scenario script for role players and/or opposing forces; Scenario script; Communications load sets as per the CEOI.

RECN-PLAN-4005: Conduct Operational Security

SUPPORTED MET(S): None

EVALUATION-CODED: NO **SUSTAINMENT INTERVAL:** 12 months

DESCRIPTION: This task provides the procedures for conducting operational security.

CONDITION: Given a mission, all required personnel, and C4I-related infrastructure and equipment.

STANDARD: By disseminating information without compromise to the mission.

EVENT COMPONENTS:

1. Control information.
2. Disseminate information.

PREREQUISITE EVENTS:

RECN-INTL-1001 RECN-PLAN-1001

RELATED EVENTS:

RECN-COMM-2401 RECN-COMM-2402 RECN-INTL-2401
RECN-PLAN-2402

REFERENCES:

1. MCWP 2-1 Intelligence Operations
2. MCWP 2-25 Ground Reconnaissance Operations

SUPPORT REQUIREMENTS:

UNITS/PERSONNEL: Reconnaissance Team; Higher HQ; S2 Representative.

OTHER SUPPORT REQUIREMENTS: CEOI; Scenario script for role players and/or opposing forces; Scenario script; Communications load sets as per the CEOI.

RECN-PLAN-4006: Adapt Force Protection Posture to Operational Environment

SUPPORTED MET(S): None

EVALUATION-CODED: NO **SUSTAINMENT INTERVAL:** 12 months

DESCRIPTION: This task provides the procedures to operate in an uncertain to permissive environment with a Moderate to High Threat Level.

CONDITION: Given a mission, all required personnel, and C4I-related infrastructure and equipment.

STANDARD: By achieving mission objectives in a moderate to high threat level environment without exposing personnel to unnecessary risk.

EVENT COMPONENTS:

1. Conduct pre-mission area study.
2. Conduct threat assessments.
3. Develop force protection procedures.
4. Implement force protection procedures.
5. Conduct reassessment.

PREREQUISITE EVENTS:

RECN-COMM-4001 RECN-PLAN-4001 RECN-PLAN-4002

RELATED EVENTS:

RECN-COMM-2402 RECN-PLAN-2414

REFERENCES:

1. Guide - Surveillance Countermeasures Surveillance Countermeasures: A Serious Guide to Detecting, Evading, and Eluding Threats to Personal Privacy, Publisher: ACM IV Security Services (1994)
2. MCWP 2-1 Intelligence Operations
3. MCWP 2-25 Ground Reconnaissance Operations

SUPPORT REQUIREMENTS:

UNITS/PERSONNEL: Reconnaissance Team; Higher HQ; S2 Representative.

OTHER SUPPORT REQUIREMENTS: CEOI; Scenario script for role players and/or opposing forces; Scenario script; Communications load sets as per the CEOI.

RECN-RAID-4001: Conduct Specialized Raid

SUPPORTED MET(S): 5

EVALUATION-CODED: NO

SUSTAINMENT INTERVAL: 12 months

DESCRIPTION: This task provides the procedures required to conduct a specialized raid when given a unit, a mission, and commanders intent, combat load, with any of the following insert platforms: aircraft, boats, wheeled vehicle transportation, or mechanized transportation. The unit will utilize specialized surface, subsurface, and airborne forms of maneuver for insertion and extraction.

CONDITION: Given a mission, all required personnel, and C4I-related infrastructure and equipment.

STANDARD: By planning, rehearsing, inspecting, inserting, confirming, and conducting specialized raids.

EVENT COMPONENTS:

1. Conduct planning.
2. Conduct movement.
3. Conduct actions on objective(s).
4. Prepare for follow-on objective(s).
5. Conduct sensitive site exploitation.
6. Conduct withdrawal.
7. Conduct Debrief.

PREREQUISITE EVENTS:

RECN-C2-4004	RECN-C2-4005	RECN-COMM-4001
RECN-COND-1001	RECN-COND-1002	RECN-COND-1003
RECN-COND-1004	RECN-DEMO-4001	RECN-GRND-4002
RECN-GRND-4003	RECN-GRND-4004	RECN-GRND-4006
RECN-GRND-4017	RECN-GRND-4024	RECN-GRND-4031
RECN-GRND-4033	RECN-INTL-4001	RECN-MED-4001
RECN-PLAN-4001	RECN-PLAN-4002	RECN-PLAN-4006
RECN-RAID-4002	RECN-RAID-4003	RECN-RAID-4004
RECN-RAID-4005	RECN-SHAP-4003	RECN-SPIE-4001
RECN-SURV-4001		

RELATED EVENTS:

RECN-C2-2402	RECN-C2-2403	RECN-DEMO-2401
RECN-DEMO-2402	RECN-DEMO-2403	RECN-DEMO-2404
RECN-GRND-2402	RECN-GRND-2405	RECN-GRND-2409
RECN-GRND-2413	RECN-GRND-2414	RECN-GRND-2417

RECN-GRND-2419 RECN-INTL-2406 RECN-MED-2401
RECN-PLAN-2401 RECN-PLAN-2414 RECN-RAID-2401
RECN-SHAP-2401 RECN-WPNS-2401

REFERENCES:

1. FM 3-05.213 Special Forces Pack Animals
2. FM 31-20-5 Special Reconnaissance Tactics, Techniques and Procedures for Special Forces
3. FM 31-23 SPECIAL FORCES MOUNTED OPERATIONS TACTICS, TECHNIQUES, AND PROCEDURES
4. FMFM 6-4 Marine Rifle Company/Platoon
5. MCRP 2-25A Reconnaissance Reports Guide
6. MCRP 3-11.3A Special Forces Waterborne Operations (TC 31-25)
7. MCRP 3-11.4A Helicopter Rope Suspension Techniques (HRST) Operations
8. MCRP 3-16A Tactics, Techniques, and Procedures for the Targeting Process
9. MCRP 4-11.3H Multi-service Tactics, Techniques, and Procedures for Tactical Convoy Operations
10. MCWP 2-25 Ground Reconnaissance Operations
11. MCWP 3-1 Ground Combat Operations
12. MCWP 3-11.2 Marine Rifle Squad
13. MCWP 3-11.3 Scouting and Patrolling
14. MCWP 3-11.4 Helicopter borne Operations
15. MCWP 3-15.6 Military Free-Fall Parachuting Tactics, Techniques, and Procedures
16. MCWP 3-15.7 Static-Line Parachuting Techniques and Training
17. MCWP 5-1 Marine Corps Planning Process (MCP)
18. SH 21-76 Ranger Handbook
19. SOCOM Handbook SOCOM Combat Convoy Handbook

SUPPORT REQUIREMENTS:

ORDNANCE:

<u>DODIC</u>	<u>Quantity</u>
A023 Cartridge, 12 Gauge 1 Ounce Slug Com	125 cartridges per Section
A024 Cartridge, 12 Gauge Door Breaching M	125 cartridges per Section
A059 Cartridge, 5.56mm Ball M855 10/Clip	1800 cartridges per Section
A063 Cartridge, 5.56mm Tracer M856 Single	300 cartridges per Section
A064 Cartridge, 5.56mm 4 Ball M855/1 Trac	2000 cartridges per Section
A131 Cartridge, 7.62mm 4 Ball M80/1 Trace	2000 cartridges per Section
A475 Cartridge, Caliber .45 Ball M1911	1000 cartridges per Section
A576 Cartridge, Caliber .50 4 API M8/1 AP	2000 cartridges per Section
A606 Cartridge, Caliber .50 API MK211 Mod	2000 cartridges per Section
AA11 Cartridge, 7.62mm Long Range M118 LR	200 cartridges per Section
AX14 Primer, Percussion 12 Gauge W209	100 primers per Section
B504 Cartridge, 40mm Green Star Parachute	6 cartridges per Section
B505 Cartridge, 40mm Red Star Parachute M	6 cartridges per Section
B508 Cartridge, 40mm Green Smoke Ground M	6 cartridges per Section
B509 Cartridge, 40mm Yellow Smoke Ground	6 cartridges per Section
B534 Cartridge, 40mm Multiple Projectile	6 cartridges per Section
B542 Cartridge, 40mm HEDP M430/M430A1 Lin	2000 cartridges per Section
B546 Cartridge, 40mm HEDP M433	600 cartridges per Section
C995 Cartridge and Launcher, 84mm M136 AT	6 cartridges per Section
G881 Grenade, Hand Fragmentation M67	30 grenades per Section
G895 Grenade, Hand Illuminating MK1 Mods	6 grenades per Section

G924 Grenade, Hand Riot Control CS-1 M25A	6 grenades per Section
G940 Grenade, Hand Green Smoke M18	6 grenades per Section
G945 Grenade, Hand Yellow Smoke M18	6 grenades per Section
G950 Grenade, Hand Red Smoke M18	6 grenades per Section
G963 Grenade, Hand Riot CS M7A3	6 grenades per Section
GG04 Grenade, Rubber Ball Non-Lethal 9590	50 grenades per Section
GG09 Grenade M84, Stun/Diversiory Flash	50 grenades per Section
K143 Mine, Antipersonnel M18A1 with M57 F	6 mines per Section
L306 Signal, Illumination Ground Red Star	6 signals per Section
L307. SIGNAL , ILLUM WHT STAR CLSTR M18A1	6 signals per Section
L312 Signal, Illumination Ground White St	6 signals per Section
L314 Signal, Illumination Ground Green St	6 signals per Section
L324 Signal, Smoke Ground Green Parachute	6 signals per Section
L495 Flare, Surface Trip M49 Series	6 flares per Section
M028 Demolition Kit, Bangalore Torpedo M1	6 charges per Section
M032 Charge, Demolition Block TNT 1-Pound	20 charges per Section
M039 Charge, Demolition Cratering 40-Poun	6 charges per Section
M130 Cap, Blasting Electric M6	100 igniters per Section
M131 Cap, Blasting Non-Electric M7	100 detonators per Section
M420 Charge, Demolition Shaped M2 Series	2 charges per Section
M421 Charge, Demolition Shaped M3 Series	2 charges per Section
M456 Cord, Detonating PETN Type I Class E	100 FT per Section
M475 Container, Demolition Charge MK2 Mod	6 cases per Section
M670 Fuse, Blasting Time M700	100 FT per Section
M757 Charge, Assembly Demolition M183 Com	1 charges per Section
M980 Charge, Demolition Sheet 0.0831 Inch	10 FT per Section
M981 Charge, Demolition Sheet 0.125 Inch	10 FT per Section
M982 Charge, Demolition Sheet 0.161 Inch	10 FT per Section
ML03 Firing Device, Demolition Multi-Purp	6 fuzes per Section
MM27 Charge, Demolition Sheet Explosive	10 FT per Section
MM30 Charge, Flexible 20 Gram PETN MK140	10 FT per Section
MM45 Charge, Demolition Flexible Linear S	10 charges per Section
MM46 Charge, Demolition Flexible Linear S	10 charges per Section
MM51 Charge, Demolition Low Hazard MK143	10 charges per Section
MM52 Charge, Demolition Low Hazard MK144	10 charges per Section
MM54 Charge, Demolition Low Hazard MK149	10 charges per Section
MM56 Detonator, Non-Electric MK123 Mod 0	10 detonators per Section
MN08 Igniter, Time Blasting Fuse with Sho	6 igniters per Section
MN89 Dual instantaneous shock tube	4 Roll per Section
MU40 Cord, Detonating 400 Grains per Foot	100 FT per Section
MU41 Cord, Detonating 200 Grains per Foot	100 FT per Section
MU42 Cord, Detonating 100 Grains per Foot	100 FT per Section

RANGE/TRAINING AREA:

Facility Code 17410 Maneuver/Training Area, Light Forces
Facility Code 17420 Maneuver/Training Area, Heavy Forces
Facility Code 17440 Personnel/Equipment Drop Zone
Facility Code 17760 MOUT Assault Course (MAC)
Facility Code 17963 MOUT Collective Training Facility (Large)

AIRCRAFT: Rotary Wing: AH-1, UH-1, CH-46, CH-53, CH-47, UH-60, MV-22 Fixed
Wing: AV8B, F18, AC130, A10, MC130, KC130 UAV: Predator and Raven.

MISCELLANEOUS:

SPECIAL PERSONNEL CERTS: RSO; FAC; TACP; JTAC; Insert/Extract officer(s) specifically associated with insert/extract methods utilized.

RECN-RAID-4002: Conduct an assault

SUPPORTED MET(S): None

EVALUATION-CODED: NO

SUSTAINMENT INTERVAL: 12 months

CONDITION: Given a mission, all required personnel, and C4I-related infrastructure and equipment.

STANDARD: By utilizing the principles and fundamentals of Close Quarter Tactics to dominate and secure the objective.

EVENT COMPONENTS:

1. Move from the LCC to the entry point.
2. Engage threats, as required.
3. Employ diversion(s), as required.
4. Enter the objective.
5. Clear the objective.
6. Employ marks as required.
7. Eliminate threats, as required.
8. Process occupants.
9. Search objective.
10. Conduct SSE.
11. Conduct consolidation.
12. Report required information.
13. Depart the objective.
14. Continue with mission.

PREREQUISITE EVENTS:

RECN-C2-4004	RECN-C2-4005	RECN-COMM-4001
RECN-COND-1001	RECN-COND-1002	RECN-COND-1003
RECN-COND-1004	RECN-DEMO-4001	RECN-GRND-4002
RECN-GRND-4003	RECN-GRND-4004	RECN-GRND-4006
RECN-GRND-4017	RECN-GRND-4024	RECN-GRND-4031
RECN-GRND-4033	RECN-INTL-4001	RECN-MED-4001
RECN-PLAN-4001	RECN-PLAN-4002	RECN-PLAN-4006
RECN-RAID-4003	RECN-RAID-4004	RECN-RAID-4005
RECN-SHAP-4003	RECN-SPIE-4001	RECN-SURV-4001

RELATED EVENTS:

RECN-C2-2402	RECN-C2-2403	RECN-DEMO-2401
RECN-DEMO-2402	RECN-DEMO-2403	RECN-DEMO-2404
RECN-GRND-2402	RECN-GRND-2405	RECN-GRND-2409
RECN-GRND-2413	RECN-GRND-2414	RECN-GRND-2417
RECN-GRND-2419	RECN-INTL-2406	RECN-MED-2401
RECN-PLAN-2401	RECN-PLAN-2414	RECN-RAID-2401
RECN-SHAP-2401	RECN-WPNS-2401	

REFERENCES:

1. MCRP 2-25A Reconnaissance Reports Guide
2. MCWP 2-25 Ground Reconnaissance Operations
3. MCWP 3-1 Ground Combat Operations
4. MCWP 3-11.2 Marine Rifle Squad

SUPPORT REQUIREMENTS:

RANGE/TRAINING AREA:

Facility Code 17410 Maneuver/Training Area, Light Forces
Facility Code 17420 Maneuver/Training Area, Heavy Forces
Facility Code 17440 Personnel/Equipment Drop Zone
Facility Code 17760 MOUT Assault Course (MAC)
Facility Code 17963 MOUT Collective Training Facility (Large)

MISCELLANEOUS:

SPECIAL PERSONNEL CERTS: RSO

RECN-RAID-4003: Establish a Support by Fire/Overwatch Position

SUPPORTED MET(S): None

EVALUATION-CODED: NO

SUSTAINMENT INTERVAL: 12 months

DESCRIPTION: The unit is over-watching or supporting by fire the movement of another unit or element during movement or an assault of an enemy unit. The primary directions of fire and tentative support position have been designated to the over-watching/supporting unit.

CONDITION: Given a mission, all required personnel, and C4I-related infrastructure and equipment.

STANDARD: By accomplishing the mission in accordance with the commanders intent.

EVENT COMPONENTS:

1. Reconnoiter the tentative position and the routes to it.
2. Ensure the position provides observation of the objective and over-watch of the assault element.
3. Ensure position enables the support element to place suppressive fire on the objective.
4. Assign positions, sectors of fire, and other fire control measures (TRP, FPL, rates of fire, target engagement criteria and priorities, etc.)
5. Maintain continuous communications with, and if possible, observation of the assault element and its route.
6. Alert the assault element of any detected/observed enemy or changes in situation.
7. Initiate, lift, or shift fire on signal or when the assault begins in accordance with the operations order.

PREREQUISITE EVENTS:

RECN-C2-4005

RECN-COMM-2001

RECN-COMM-4001

RECN-DEMO-1001	RECN-DEMO-1003	RECN-DEMO-4002
RECN-GRND-2005	RECN-GRND-4002	RECN-GRND-4003
RECN-GRND-4004	RECN-GRND-4006	RECN-GRND-4007
RECN-GRND-4017	RECN-GRND-4031	RECN-GRND-4033
RECN-MED-4001	RECN-PLAN-4001	RECN-PLAN-4002
RECN-PLAN-4006	RECN-SHAP-3001	RECN-SHAP-3003
RECN-SHAP-3009	RECN-SHAP-3024	RECN-SHAP-3025
RECN-SHAP-4003	RECN-SHAP-4004	RECN-SPIE-4001
RECN-SURV-1002	RECN-SURV-1004	RECN-SURV-1006
RECN-SURV-1008	RECN-WPNS-1020	RECN-WPNS-1022
RECN-WPNS-1023	RECN-WPNS-1024	RECN-WPNS-2039
RECN-WPNS-2040		

REFERENCES:

1. FMFM 6-4 Marine Rifle Company/Platoon
2. MCRP 2-25A Reconnaissance Reports Guide
3. MCWP 2-25 Ground Reconnaissance Operations
4. MCWP 3-1 Ground Combat Operations
5. MCWP 3-11.2 Marine Rifle Squad
6. MCWP 3-11.3 Scouting and Patrolling
7. SH 21-76 Ranger Handbook

SUPPORT REQUIREMENTS:

RANGE/TRAINING AREA:

Facility Code 17410 Maneuver/Training Area, Light Forces
Facility Code 17420 Maneuver/Training Area, Heavy Forces
Facility Code 17440 Personnel/Equipment Drop Zone
Facility Code 17760 MOUT Assault Course (MAC)
Facility Code 17963 MOUT Collective Training Facility (Large)

MISCELLANEOUS:

SPECIAL PERSONNEL CERTS: RSO

RECN-RAID-4004: Establish a Security Position

SUPPORTED MET(S): None

EVALUATION-CODED: NO **SUSTAINMENT INTERVAL:** 12 months

DESCRIPTION: The unit is establishing a security position(s) to isolate and/or contain the objective area.

CONDITION: Given a mission, all required personnel, and C4I-related infrastructure and equipment.

STANDARD: By accomplishing the mission in accordance with the commanders intent.

EVENT COMPONENTS:

1. Reconnoiter the tentative position and the routes to it.

2. Ensure the position provides observation and fields of fire.
3. Assign positions, sectors of fire, and other fire control measures (TRP, FPL, rates of fire, target engagement criteria and priorities, etc.)
4. Maintain continuous communications with, and if possible, observation of the assault element and its route.
5. Alert the assault element of any detected/observed enemy or changes in situation.
6. Engage enemy targets attempting to enter or flee the objective area in accordance with the operations order.

PREREQUISITE EVENTS:

RECN-C2-4005	RECN-COMM-2001	RECN-COMM-4001
RECN-DEMO-1001	RECN-DEMO-1003	RECN-DEMO-4002
RECN-GRND-2005	RECN-GRND-4002	RECN-GRND-4003
RECN-GRND-4004	RECN-GRND-4006	RECN-GRND-4007
RECN-GRND-4017	RECN-GRND-4031	RECN-GRND-4032
RECN-GRND-4033	RECN-MED-4001	RECN-PLAN-4001
RECN-PLAN-4002	RECN-PLAN-4006	RECN-SHAP-3001
RECN-SHAP-3003	RECN-SHAP-3009	RECN-SHAP-3024
RECN-SHAP-3025	RECN-SHAP-4003	RECN-SHAP-4004
RECN-SPIE-4001	RECN-SURV-1002	RECN-SURV-1004
RECN-SURV-1006	RECN-SURV-1008	RECN-WPNS-1020
RECN-WPNS-1022	RECN-WPNS-1023	RECN-WPNS-1024
RECN-WPNS-2027	RECN-WPNS-2028	RECN-WPNS-2039
RECN-WPNS-2040		

RELATED EVENTS:

RECN-C2-2403	RECN-COMM-2402	RECN-DEMO-2401
RECN-GRND-2401	RECN-GRND-2402	RECN-GRND-2404
RECN-GRND-2405	RECN-GRND-2413	RECN-GRND-2414
RECN-GRND-2417	RECN-GRND-2418	RECN-GRND-2419
RECN-INTL-2406	RECN-MED-2401	RECN-PLAN-2401
RECN-PLAN-2414	RECN-SHAP-2401	RECN-SHAP-2402

REFERENCES:

1. FMFM 6-4 Marine Rifle Company/Platoon
2. MCRP 2-25A Reconnaissance Reports Guide
3. MCWP 2-25 Ground Reconnaissance Operations
4. MCWP 3-1 Ground Combat Operations
5. MCWP 3-11.2 Marine Rifle Squad
6. MCWP 3-11.3 Scouting and Patrolling
7. SH 21-76 Ranger Handbook

SUPPORT REQUIREMENTS:

RANGE/TRAINING AREA:

Facility Code 17410 Maneuver/Training Area, Light Forces
Facility Code 17420 Maneuver/Training Area, Heavy Forces
Facility Code 17440 Personnel/Equipment Drop Zone
Facility Code 17760 MOUT Assault Course (MAC)
Facility Code 17963 MOUT Collective Training Facility (Large)

MISCELLANEOUS:

SPECIAL PERSONNEL CERTS: RSO

RECN-RAID-4005: Conduct Sensitive Site Exploitation (SSE)

SUPPORTED MET(S): None

EVALUATION-CODED: NO

SUSTAINMENT INTERVAL: 12 months

DESCRIPTION: Sensitive Site Exploitation is a systematical searching process in order to collect information, material, and persons from a designated location and analyzing them to answer information requirements, facilitate subsequent operations, or support criminal prosecution.

CONDITION: Given a mission, all required personnel, and C4I-related infrastructure and equipment.

STANDARD: By processing a target area to collect information, material, and persons from a designated location to answer information requirements, facilitate subsequent operations or support criminal prosecution.

EVENT COMPONENTS:

1. Task organize unit to facilitate SSE.
2. Conduct actions on the objective(s).
3. Establish control measures.
4. Execute SSE.
5. Preserve evidence.
6. Transfer control of site if required.
7. Transfer evidence.
8. Disseminate information and intelligence as required.

PREREQUISITE EVENTS:

RECN-PHOT-3001	RECN-PHOT-3003	RECN-PHOT-3005
RECN-PLAN-4001	RECN-PLAN-4002	RECN-RAID-1007
RECN-RAID-2003	RECN-RAID-3001	RECN-RAID-3003
RECN-SURV-3003	RECN-SURV-3004	

RELATED EVENTS:

RECN-GRND-2419	RECN-INTL-2404	RECN-INTL-2405
RECN-PLAN-2401	RECN-PLAN-2414	RECN-RAID-2405

REFERENCES:

1. FM 3-24 Counterinsurgency
2. FM 3-90.15 Tactics, Techniques, and Procedures for Tactical Operations Involving Sensitive Sites
3. MCWP 2-25 Ground Reconnaissance Operations

SUPPORT REQUIREMENTS:

RANGE/TRAINING AREA:

Facility Code 17410 Maneuver/Training Area, Light Forces
Facility Code 17420 Maneuver/Training Area, Heavy Forces
Facility Code 17440 Personnel/Equipment Drop Zone

Facility Code 17760 MOUT Assault Course (MAC)
Facility Code 17963 MOUT Collective Training Facility (Large)

MISCELLANEOUS:

SPECIAL PERSONNEL CERTS: RSO

RECN-SHAP-4001: Conduct Battlespace Shaping Operations

SUPPORTED MET(S): 6

EVALUATION-CODED: YES

SUSTAINMENT INTERVAL: 12 months

DESCRIPTION: This task provides the procedures required to conduct battlespace shaping operations. Battlespace shaping operations can include the employment of direct fire weapons, demolitions, indirect fire, precision guided munitions, and naval fires in order to destroy or neutralize enemy forces, deny the enemy freedom of action, or facilitate friendly forces maneuver.

CONDITION: Given a mission, all required personnel, and C4I-related infrastructure and equipment.

STANDARD: By planning, rehearsing, inspecting, inserting, confirming, and conducting battlespace shaping operations.

EVENT COMPONENTS:

1. Conduct planning.
2. Conduct movement.
3. Conduct actions on objective(s).
4. Prepare for follow-on objective(s).
5. Conduct sensitive site exploitation, as required.
6. Conduct withdrawal.
7. Conduct Debrief.

PREREQUISITE EVENTS:

RECN-C2-4004	RECN-C2-4005	RECN-COMM-4001
RECN-COND-1001	RECN-COND-1002	RECN-COND-1003
RECN-COND-1004	RECN-DEMO-4001	RECN-DEMO-4002
RECN-GRND-4002	RECN-GRND-4003	RECN-GRND-4004
RECN-GRND-4005	RECN-GRND-4006	RECN-GRND-4017
RECN-GRND-4024	RECN-GRND-4027	RECN-GRND-4028
RECN-GRND-4031	RECN-GRND-4033	RECN-INTL-4001
RECN-MED-4001	RECN-PLAN-4001	RECN-PLAN-4002
RECN-PLAN-4006	RECN-RAID-4005	RECN-SHAP-4002
RECN-SHAP-4003	RECN-SHAP-4004	RECN-SHAP-4005
RECN-SHAP-4006	RECN-SHAP-4007	RECN-SPIE-4001

RELATED EVENTS:

RECN-C2-2402	RECN-C2-2403	RECN-COMM-2402
RECN-DEMO-2401	RECN-GRND-2401	RECN-GRND-2402
RECN-GRND-2404	RECN-GRND-2405	RECN-GRND-2413

RECND-GRND-2414	RECND-GRND-2417	RECND-GRND-2419
RECND-INTL-2406	RECND-MED-2401	RECND-PLAN-2401
RECND-PLAN-2414	RECND-RAID-2405	RECND-WPNS-2401

REFERENCES:

1. FM 3-05.213 Special Forces Pack Animals
2. FM 31-20-5 Special Reconnaissance Tactics, Techniques and Procedures for Special Forces
3. FM 31-23 SPECIAL FORCES MOUNTED OPERATIONS TACTICS, TECHNIQUES, AND PROCEDURES
4. FMFM 6-4 Marine Rifle Company/Platoon
5. MCRP 2-25A Reconnaissance Reports Guide
6. MCRP 3-11.3A Special Forces Waterborne Operations (TC 31-25)
7. MCRP 3-11.4A Helicopter Rope Suspension Techniques (HRST) Operations
8. MCRP 3-16A Tactics, Techniques, and Procedures for the Targeting Process
9. MCRP 4-11.3H Multi-service Tactics, Techniques, and Procedures for Tactical Convoy Operations
10. MCWP 2-25 Ground Reconnaissance Operations
11. MCWP 3-1 Ground Combat Operations
12. MCWP 3-11.2 Marine Rifle Squad
13. MCWP 3-11.3 Scouting and Patrolling
14. MCWP 3-11.4 Helicopterborne Operations
15. MCWP 3-15.6 Military Free-Fall Parachuting Tactics, Techniques, and Procedures
16. MCWP 3-15.7 Static-Line Parachuting Techniques and Training
17. MCWP 5-1 Marine Corps Planning Process (MCPD)
18. SH 21-76 Ranger Handbook
19. SOCOM Handbook SOCOM Combat Convoy Handbook

SUPPORT REQUIREMENTS:

ORDNANCE:

<u>DODIC</u>	<u>Quantity</u>
A023 Cartridge, 12 Gauge 1 Ounce Slug Com	125 cartridges per Section
A024 Cartridge, 12 Gauge Door Breaching M	125 cartridges per Section
A059 Cartridge, 5.56mm Ball M855 10/Clip	1800 cartridges per Section
A063 Cartridge, 5.56mm Tracer M856 Single	300 cartridges per Section
A064 Cartridge, 5.56mm 4 Ball M855/1 Trac	2000 cartridges per Section
A131 Cartridge, 7.62mm 4 Ball M80/1 Trace	2000 cartridges per Section
A475 Cartridge, Caliber .45 Ball M1911	1000 cartridges per Section
A576 Cartridge, Caliber .50 4 API M8/1 AP	2000 cartridges per Section
A606 Cartridge, Caliber .50 API MK211 Mod	2000 cartridges per Section
AA11 Cartridge, 7.62mm Long Range M118 LR	200 cartridges per Section
AA40 Cartridge, 5.56mm Jacketed Frangible	1800 cartridges per Section
AX10 Cartridge, 9mm Spotting Rifle MK218	100 cartridges per Section
B504 Cartridge, 40mm Green Star Parachute	6 cartridges per Section
B505 Cartridge, 40mm Red Star Parachute M	6 cartridges per Section
B508 Cartridge, 40mm Green Smoke Ground M	6 cartridges per Section
B509 Cartridge, 40mm Yellow Smoke Ground	6 cartridges per Section
B519 Cartridge, 40mm Target Practice M781	6 cartridges per Section
B535 Cartridge, 40mm White Star Parachute	6 cartridges per Section
B542 Cartridge, 40mm HEDP M430/M430A1 Lin	2000 cartridges per Section
B546 Cartridge, 40mm HEDP M433	600 cartridges per Section
C995 Cartridge and Launcher, 84mm M136 AT	6 cartridges per Section

G881 Grenade, Hand Fragmentation M67	30 grenades per Section
G895 Grenade, Hand Illuminating MK1 Mods	6 grenades per Section
G924 Grenade, Hand Riot Control CS-1 M25A	6 grenades per Section
G940 Grenade, Hand Green Smoke M18	6 grenades per Section
G945 Grenade, Hand Yellow Smoke M18	6 grenades per Section
G950 Grenade, Hand Red Smoke M18	6 grenades per Section
G963 Grenade, Hand Riot CS M7A3	6 grenades per Section
GG04 Grenade, Rubber Ball Non-Lethal 9590	50 grenades per Section
GG09 Grenade M84, Stun/Diversionsary Flash	50 grenades per Section
K143 Mine, Antipersonnel M18A1 with M57 F	6 mines per Section
L306 Signal, Illumination Ground Red Star	6 signals per Section
L307 Signal, Illumination Ground White St	6 signals per Section
L311 Signal, Illumination Ground Red Star	6 signals per Section
L312 Signal, Illumination Ground White St	6 signals per Section
L314 Signal, Illumination Ground Green St	6 signals per Section
L324 Signal, Smoke Ground Green Parachute	6 signals per Section
L495 Flare, Surface Trip M49 Series	6 flares per Section
M028 Demolition Kit, Bangalore Torpedo M1	6 detonators per Section
M032 Charge, Demolition Block TNT 1-Pound	20 cutters per Section
M039 Charge, Demolition Cratering 40-Poun	6 charges per Section
M130 Cap, Blasting Electric M6	100 blasting caps per Section
M131 Cap, Blasting Non-Electric M7	100 blasting caps per Section
M420 Charge, Demolition Shaped M2 Series	2 charges per Section
M421 Charge, Demolition Shaped M3 Series	2 charges per Section
M456 Cord, Detonating PETN Type I Class E	100 FT per Section
M475 Container, Demolition Charge MK2 Mod	6 charges per Section
M670 Fuse, Blasting Time M700	100 FT per Section
M757 Charge, Assembly Demolition M183 Com	1 charges per Section
M980 Charge, Demolition Sheet 0.0831 Inch	10 FT per Section
M981 Charge, Demolition Sheet 0.125 Inch	10 charges per Section
M982 Charge, Demolition Sheet 0.161 Inch	10 charges per Section
ML03 Firing Device, Demolition Multi-Purp	6 igniters per Section
MM27 Charge, Demolition Sheet Explosive	10 FT per Section
MM30 Charge, Flexible 20 Gram PETN MK140	10 charges per Section
MM45 Charge, Demolition Flexible Linear S	10 charges per Section
MM46 Charge, Demolition Flexible Linear S	10 charges per Section
MM51 Charge, Demolition Low Hazard MK143	10 charges per Section
MM52 Charge, Demolition Low Hazard MK144	10 charges per Section
MM54 Charge, Demolition Low Hazard MK149	10 charges per Section
MM56 Detonator, Non-Electric MK123 Mod 0	10 detonators per Section
MN01 Canine Explosive Scent Kit	100 FT per Section
MN08 Igniter, Time Blasting Fuse with Sho	6 igniters per Section
MN89 Dual instantaneous shock tube	4 Roll per Section
MU40 Cord, Detonating 400 Grains per Foot	100 FT per Section
MU41 Cord, Detonating 200 Grains per Foot	100 FT per Section

RANGE/TRAINING AREA:

Facility Code 17410 Maneuver/Training Area, Light Forces
Facility Code 17420 Maneuver/Training Area, Heavy Forces
Facility Code 17440 Personnel/Equipment Drop Zone
Facility Code 17760 MOUT Assault Course (MAC)
Facility Code 17963 MOUT Collective Training Facility (Large)

AIRCRAFT: Rotary Wing: AH-1, AH-64, UH-1, CH-46, CH-53, CH-47, UH-60, MV-

22, MH-6, MH-60 Fixed Wing: AV8B, F18, AC130, A10, MC130, KC130 UAV:
Predator and Raven.

MISCELLANEOUS:

SPECIAL PERSONNEL CERTS: RSO; FAC; TACP; JTAC; Insert/Extract officer(s)
specifically associated with insert/extract methods utilized.

RECN-SHAP-4002: Conduct Sniper operations in Support of Reconnaissance

SUPPORTED MET(S): None

EVALUATION-CODED: NO

SUSTAINMENT INTERVAL: 12 months

DESCRIPTION: This task provides the procedure for planning, coordinating,
and employing a sniper element in order to provide precision fires in support
of a reconnaissance patrol.

CONDITION: Given a mission, Recon sniper element, a static position and/or
aerial platform, all required personnel, and C4I-related infrastructure and
equipment.

STANDARD: By supporting all phases of the reconnaissance patrol.

EVENT COMPONENTS:

1. Conduct planning.
2. Infiltrate area.
3. Provide sniper support to reconnaissance elements.
4. Conduct actions on the objective.
5. Conduct extract.

PREREQUISITE EVENTS:

RECN-C2-4004	RECN-C2-4005	RECN-COMM-2001
RECN-COMM-4001	RECN-DEMO-2004	RECN-DEMO-2005
RECN-GRND-2002	RECN-GRND-2005	RECN-GRND-4002
RECN-GRND-4003	RECN-GRND-4031	RECN-INTL-4001
RECN-MED-4001	RECN-PLAN-4001	RECN-PLAN-4002
RECN-PLAN-4005	RECN-SHAP-3001	RECN-SHAP-3009
RECN-SHAP-3024	RECN-SPIE-4001	RECN-SURV-1001
RECN-SURV-3001	RECN-SURV-4001	

RELATED EVENTS:

RECN-C2-2402	RECN-C2-2403	RECN-COMM-2402
RECN-GRND-2401	RECN-GRND-2417	RECN-INTL-2406
RECN-MED-2401	RECN-PLAN-2401	RECN-PLAN-2414
RECN-SHAP-2402	RECN-WPNS-2401	

REFERENCES:

1. FM 31-20-5 Special Reconnaissance Tactics, Techniques and Procedures for
Special Forces
2. FMFM 6-4 Marine Rifle Company/Platoon
3. MCRP 2-25A Reconnaissance Reports Guide

4. MCRP 3-16A Tactics, Techniques, and Procedures for the Targeting Process
5. MCWP 2-25 Ground Reconnaissance Operations
6. MCWP 3-1 Ground Combat Operations
7. MCWP 3-11.2 Marine Rifle Squad
8. MCWP 3-11.3 Scouting and Patrolling
9. MCWP 3-15.3 Scout Sniping
10. SH 21-76 Ranger Handbook

SUPPORT REQUIREMENTS:

ORDNANCE:

<u>DODIC</u>	<u>Quantity</u>
A059 Cartridge, 5.56mm Ball M855 10/Clip	20 cartridges per weapon
A606 Cartridge, Caliber .50 API MK211 Mod	20 cartridges per weapon
AA11 Cartridge, 7.62mm Long Range M118 LR	20 cartridges per weapon

RANGE/TRAINING AREA:

Facility Code 17410 Maneuver/Training Area, Light Forces
Facility Code 17560 Sniper Field-Fire Range
Facility Code 17760 MOUT Assault Course (MAC)
Facility Code 17963 MOUT Collective Training Facility (Large)

AIRCRAFT: Rotary Wing: UH-1, CH-46, CH-53, CH-47, UH-60, MV-22

MISCELLANEOUS:

SPECIAL PERSONNEL CERTS: RSO; FAC; TACP; JTAC; Insert/Extract officer(s) specifically associated with insert/extract methods utilized.

RECN-SHAP-4003: Conduct Sniper Operations in Support of a Raid

SUPPORTED MET(S): None

EVALUATION-CODED: NO **SUSTAINMENT INTERVAL:** 12 months

DESCRIPTION: This task provides the procedure for planning, coordinating, and employing a sniper element to provide precision, interdiction fires in support of a ground assault force during a raid.

CONDITION: Given a mission, Recon sniper element, a static position and/or aerial platform, all required personnel, and C4I-related infrastructure and equipment.

STANDARD: By providing sniper support during all phases of the raid.

EVENT COMPONENTS:

1. Conduct planning.
2. Infiltrate area.
3. Support raid force.
4. Provide precision fires.
5. Conduct link-up, as required.
6. Conduct extract.

PREREQUISITE EVENTS:

RECNC2-4004	RECNC2-4005	RECNCOMM-2001
RECNCOMM-4001	RECNCDEMO-2004	RECNCDEMO-2005
RECNGRND-2002	RECNGRND-4002	RECNGRND-4003
RECNGRND-4031	RECNIINTL-4001	RECNCMED-4001
RECNCPLAN-4001	RECNCPLAN-4002	RECNCPLAN-4004
RECNCSHAP-3001	RECNCSHAP-3009	RECNCSHAP-3024
RECNCSHAP-4005	RECNCSPIE-4001	RECNCURV-1001
RECNCURV-2005	RECNCURV-3001	RECNCURV-4001

RELATED EVENTS:

RECNC2-2402	RECNC2-2403	RECNCOMM-2402
RECNGRND-2401	RECNGRND-2417	RECNIINTL-2406
RECNCMED-2401	RECNCPLAN-2401	RECNCPLAN-2414
RECNCSHAP-2402	RECNCWPNS-2401	

REFERENCES:

1. FM 31-20-5 Special Reconnaissance Tactics, Techniques and Procedures for Special Forces
2. FMFM 6-4 Marine Rifle Company/Platoon
3. MCRP 2-25A Reconnaissance Reports Guide
4. MCRP 3-16A Tactics, Techniques, and Procedures for the Targeting Process
5. MCWP 2-25 Ground Reconnaissance Operations
6. MCWP 3-1 Ground Combat Operations
7. MCWP 3-11.2 Marine Rifle Squad
8. MCWP 3-11.3 Scouting and Patrolling
9. MCWP 3-15.3 Scout Sniping
10. SH 21-76 Ranger Handbook

SUPPORT REQUIREMENTS:

ORDNANCE:

<u>DODIC</u>	<u>Quantity</u>
A059 Cartridge, 5.56mm Ball M855 10/Clip	20 cartridges per weapon
A606 Cartridge, Caliber .50 API MK211 Mod	20 cartridges per weapon
AA11 Cartridge, 7.62mm Long Range M118 LR	20 cartridges per weapon

RANGE/TRAINING AREA:

Facility Code 17410 Maneuver/Training Area, Light Forces
Facility Code 17560 Sniper Field-Fire Range
Facility Code 17760 MOUT Assault Course (MAC)
Facility Code 17963 MOUT Collective Training Facility (Large)

AIRCRAFT: Rotary Wing: UH-1, CH-46, CH-53, CH-47, UH-60, MV-22

MISCELLANEOUS:

SPECIAL PERSONNEL CERTS: RSO; FAC; TACP; JTAC; Insert/Extract officer(s) specifically associated with insert/extract methods utilized.

RECNCSHAP-4004: Conduct Sniper Operations in support of vehicle interdiction

SUPPORTED MET(S): None

EVALUATION-CODED: NO

SUSTAINMENT INTERVAL: 12 months

DESCRIPTION: This task provides the procedure for planning, coordinating, and employing a sniper element to provide precision, interdiction fires from static positions, mobile positions, and/or aerial platforms to conduct a vehicle interdiction.

CONDITION: Given a mission, Recon sniper element, a static position and/or aerial platform, all required personnel, and C4I-related infrastructure and equipment.

STANDARD: By providing precision, interdiction fires when needed in support of a vehicle interdiction.

EVENT COMPONENTS:

1. Conduct planning.
2. Infiltrate area.
3. Control engagement area.
4. Provide interdiction fires.
5. Conduct vehicle interdiction.
6. Conduct link-up.
7. Conduct extract.

PREREQUISITE EVENTS:

RECN-C2-4004	RECN-C2-4005	RECN-COMM-2001
RECN-COMM-4001	RECN-DEMO-2004	RECN-DEMO-2005
RECN-GRND-2002	RECN-GRND-2005	RECN-GRND-4002
RECN-GRND-4003	RECN-GRND-4031	RECN-INTL-4001
RECN-MED-4001	RECN-PLAN-4001	RECN-PLAN-4002
RECN-SHAP-3001	RECN-SHAP-3009	RECN-SHAP-3024
RECN-SPIE-4001	RECN-SURV-1001	RECN-SURV-3001
RECN-SURV-4001		

RELATED EVENTS:

RECN-C2-2402	RECN-C2-2403	RECN-COMM-2402
RECN-GRND-2401	RECN-GRND-2417	RECN-INTL-2406
RECN-MED-2401	RECN-PLAN-2401	RECN-PLAN-2414
RECN-SHAP-2402	RECN-WPNS-2401	

REFERENCES:

1. FM 31-20-5 Special Reconnaissance Tactics, Techniques and Procedures for Special Forces
2. FMFM 6-4 Marine Rifle Company/Platoon
3. MCRP 2-25A Reconnaissance Reports Guide
4. MCRP 3-16A Tactics, Techniques, and Procedures for the Targeting Process
5. MCWP 2-25 Ground Reconnaissance Operations
6. MCWP 3-1 Ground Combat Operations
7. MCWP 3-11.2 Marine Rifle Squad
8. MCWP 3-11.3 Scouting and Patrolling
9. MCWP 3-15.3 Scout Sniping
10. SH 21-76 Ranger Handbook

SUPPORT REQUIREMENTS:

ORDNANCE:

<u>DODIC</u>	<u>Quantity</u>
A059 Cartridge, 5.56mm Ball M855 10/Clip	20 cartridges per weapon
A606 Cartridge, Caliber .50 API MK211 Mod	20 cartridges per weapon
AA11 Cartridge, 7.62mm Long Range M118 LR	20 cartridges per weapon

RANGE/TRAINING AREA:

Facility Code 17410 Maneuver/Training Area, Light Forces
Facility Code 17560 Sniper Field-Fire Range
Facility Code 17760 MOUT Assault Course (MAC)
Facility Code 17963 MOUT Collective Training Facility (Large)

AIRCRAFT: Rotary Wing: UH-1, CH-46, CH-53, CH-47, UH-60, MV-22

MISCELLANEOUS:

SPECIAL PERSONNEL CERTS: RSO; FAC; TACP; JTAC; Insert/Extract officer(s) specifically associated with insert/extract methods utilized.

RECN-SHAP-4005: Conduct Counter Sniper Operations

SUPPORTED MET(S): None

EVALUATION-CODED: NO

SUSTAINMENT INTERVAL: 12 months

DESCRIPTION: This task provides the procedure for planning, coordinating, and employing a sniper element to conduct counter sniper operations in support of higher, adjacent, and supporting unit(s) to eliminate an enemy sniper threat.

CONDITION: Given a mission, Recon sniper element, an area of operations with an enemy sniper threat, all required personnel, and C4I-related infrastructure and equipment.

STANDARD: By eliminating the threat of an enemy sniper(s).

EVENT COMPONENTS:

1. Conduct planning.
2. Infiltrate area.
3. Occupy observation post.
4. Control enemy sniper.
5. Engage enemy sniper.
6. Conduct link-up.
7. Conduct extract.

PREREQUISITE EVENTS:

RECN-C2-4004	RECN-C2-4005	RECN-COMM-2001
RECN-COMM-4001	RECN-DEMO-2004	RECN-DEMO-2005
RECN-GRND-2002	RECN-GRND-4002	RECN-GRND-4003
RECN-GRND-4031	RECN-INTL-4001	RECN-MED-4001

RECN-PLAN-4001	RECN-PLAN-4002	RECN-SHAP-3001
RECN-SHAP-3009	RECN-SHAP-3024	RECN-SPIE-4001
RECN-SURV-1001	RECN-SURV-2005	RECN-SURV-3001
RECN-SURV-4001		

RELATED EVENTS:

RECN-C2-2402	RECN-C2-2403	RECN-COMM-2402
RECN-GRND-2401	RECN-GRND-2417	RECN-INTL-2406
RECN-MED-2401	RECN-PLAN-2401	RECN-PLAN-2414
RECN-SHAP-2402	RECN-WPNS-2401	

REFERENCES:

1. FM 31-20-5 Special Reconnaissance Tactics, Techniques and Procedures for Special Forces
2. FMFM 6-4 Marine Rifle Company/Platoon
3. MCRP 2-25A Reconnaissance Reports Guide
4. MCRP 3-16A Tactics, Techniques, and Procedures for the Targeting Process
5. MCWP 2-25 Ground Reconnaissance Operations
6. MCWP 3-1 Ground Combat Operations
7. MCWP 3-11.2 Marine Rifle Squad
8. MCWP 3-11.3 Scouting and Patrolling
9. SH 21-76 Ranger Handbook

SUPPORT REQUIREMENTS:

ORDNANCE:

<u>DODIC</u>	<u>Quantity</u>
A059 Cartridge, 5.56mm Ball M855 10/Clip	20 cartridges per weapon
A606 Cartridge, Caliber .50 API MK211 Mod	20 cartridges per weapon
AA11 Cartridge, 7.62mm Long Range M118 LR	20 cartridges per weapon

RANGE/TRAINING AREA:

Facility Code 17410 Maneuver/Training Area, Light Forces
Facility Code 17560 Sniper Field-Fire Range
Facility Code 17760 MOUT Assault Course (MAC)
Facility Code 17963 MOUT Collective Training Facility (Large)

AIRCRAFT: Rotary Wing: UH-1, CH-46, CH-53, CH-47, UH-60, MV-22

MISCELLANEOUS:

SPECIAL PERSONNEL CERTS: RSO; FAC; TACP; JTAC; Insert/Extract officer(s) specifically associated with insert/extract methods utilized.

RECN-SHAP-4006: Conduct Hunter/Killer Operations

SUPPORTED MET(S): None

EVALUATION-CODED: NO **SUSTAINMENT INTERVAL:** 12 months

DESCRIPTION: This task describes the procedures to move a patrol and their equipment from one position to another to gain an advantage over or avoid a

position of disadvantage with respect to an enemy. Hunter/Killer patrols use fire support or maneuver forces to prevent, hinder, or delay the use of a safe haven, area, or route by enemy forces.

CONDITION: Given a target of tactical/operational/strategic significance, in a hostile, politically sensitive, or denied environment, while working independently from friendly support.

STANDARD: By attacking the target and achieving the degree of destruction specified in the operation order (OPORD).

EVENT COMPONENTS:

1. Conduct area assessment.
2. Conduct planning.
3. Conduct reconnaissance.
4. Prioritize targets.
5. Conduct movement.
6. Employ fires.
7. Conduct maneuver and attack.
8. Destroy target.
9. Conduct post-attack procedures.

PREREQUISITE EVENTS:

RECN-C2-4004	RECN-C2-4005	RECN-COMM-2001
RECN-COMM-4001	RECN-COND-1001	RECN-COND-1002
RECN-COND-1003	RECN-DEMO-1001	RECN-DEMO-1002
RECN-DEMO-1003	RECN-DEMO-3002	RECN-DEMO-3003
RECN-DEMO-4001	RECN-DEMO-4002	RECN-GRND-2002
RECN-GRND-4002	RECN-GRND-4003	RECN-GRND-4004
RECN-GRND-4006	RECN-GRND-4007	RECN-GRND-4017
RECN-GRND-4019	RECN-GRND-4020	RECN-GRND-4021
RECN-GRND-4022	RECN-GRND-4024	RECN-GRND-4025
RECN-GRND-4026	RECN-GRND-4027	RECN-GRND-4028
RECN-GRND-4031	RECN-GRND-4032	RECN-GRND-4033
RECN-INTL-1005	RECN-INTL-1006	RECN-INTL-4001
RECN-MED-4001	RECN-PLAN-4001	RECN-PLAN-4002
RECN-PLAN-4006	RECN-RAID-4001	RECN-SHAP-2008
RECN-SHAP-2009	RECN-SHAP-3009	RECN-SHAP-3024
RECN-SHAP-3025	RECN-SHAP-4003	RECN-SHAP-4005
RECN-SHAP-4007	RECN-SPIE-4001	RECN-SURV-4001
RECN-WPNS-2013		

RELATED EVENTS:

RECN-C2-2402	RECN-C2-2403	RECN-COMM-2402
RECN-DEMO-2401	RECN-GRND-2401	RECN-GRND-2402
RECN-GRND-2404	RECN-GRND-2405	RECN-GRND-2406
RECN-GRND-2407	RECN-GRND-2407	RECN-GRND-2408
RECN-GRND-2409	RECN-GRND-2411	RECN-GRND-2412
RECN-GRND-2413	RECN-GRND-2414	RECN-GRND-2417
RECN-GRND-2418	RECN-GRND-2419	RECN-INTL-2406
RECN-INTL-2407	RECN-MED-2001	RECN-PLAN-2414
RECN-SHAP-2401	RECN-SHAP-2402	RECN-SHAP-2403
RECN-SHAP-2404	RECN-SURV-2401	RECN-SURV-2402

REFERENCES:

1. FM 31-20-5 Special Reconnaissance Tactics, Techniques and Procedures for Special Forces
2. FMFM 6-4 Marine Rifle Company/Platoon
3. Joint Special Operations University Hunter/Killer Teams: Attacking Enemy Safe Havens
4. MCRP 2-25A Reconnaissance Reports Guide
5. MCRP 3-16A Tactics, Techniques, and Procedures for the Targeting Process
6. MCWP 2-25 Ground Reconnaissance Operations
7. MCWP 3-1 Ground Combat Operations
8. MCWP 3-11.2 Marine Rifle Squad
9. MCWP 3-11.3 Scouting and Patrolling
10. SH 21-76 Ranger Handbook

SUPPORT REQUIREMENTS:

ORDNANCE:

<u>DODIC</u>	<u>Quantity</u>
A023 Cartridge, 12 Gauge 1 Ounce Slug Com	125 cartridges per Section
A024 Cartridge, 12 Gauge Door Breaching M	125 cartridges per Section
A059 Cartridge, 5.56mm Ball M855 10/Clip	1800 cartridges per Section
A063 Cartridge, 5.56mm Tracer M856 Single	300 cartridges per Section
A064 Cartridge, 5.56mm 4 Ball M855/1 Trac	2000 cartridges per Section
A131 Cartridge, 7.62mm 4 Ball M80/1 Trace	2000 cartridges per Section
A475 Cartridge, Caliber .45 Ball M1911	1000 cartridges per Section
A576 Cartridge, Caliber .50 4 API M8/1 AP	2000 cartridges per Section
A606 Cartridge, Caliber .50 API MK211 Mod	2000 cartridges per Section
AA11 Cartridge, 7.62mm Long Range M118 LR	200 cartridges per Section
AA40 Cartridge, 5.56mm Jacketed Frangible	1800 cartridges per Section
AX14 Primer, Percussion 12 Gauge W209	100 primers per Section
B504 Cartridge, 40mm Green Star Parachute	6 cartridges per Section
B505 Cartridge, 40mm Red Star Parachute M	6 cartridges per Section
B508 Cartridge, 40mm Green Smoke Ground M	6 cartridges per Section
B509 Cartridge, 40mm Yellow Smoke Ground	6 cartridges per Section
B535 Cartridge, 40mm White Star Parachute	6 cartridges per Section
B542 Cartridge, 40mm HEDP M430/M430A1 Lin	2000 cartridges per Section
B546 Cartridge, 40mm HEDP M433	600 cartridges per Section
C995 Cartridge and Launcher, 84mm M136 AT	6 cartridges per Section
G881 Grenade, Hand Fragmentation M67	30 grenades per Section
G895 Grenade, Hand Illuminating MK1 Mods	6 grenades per Section
G924 Grenade, Hand Riot Control CS-1 M25A	6 grenades per Section
G940 Grenade, Hand Green Smoke M18	6 grenades per Section
G945 Grenade, Hand Yellow Smoke M18	6 grenades per Section
G950 Grenade, Hand Red Smoke M18	6 grenades per Section
G963 Grenade, Hand Riot CS M7A3	6 grenades per Section
G982 Grenade, Hand Practice Smoke TA M83	6 grenades per Section
GG04 Grenade, Rubber Ball Non-Lethal 9590	50 grenades per Section
GG09 Grenade M84, Stun/Diversiory Flash	50 grenades per Section
K143 Mine, Antipersonnel M18A1 with M57 F	6 mines per Section
L306 Signal, Illumination Ground Red Star	6 signals per Section
L307 Signal, Illumination Ground White St	6 signals per Section
L311 Signal, Illumination Ground Red Star	6 signals per Section
L312 Signal, Illumination Ground White St	6 signals per Section
L314 Signal, Illumination Ground Green St	6 signals per Section

L324 Signal, Smoke Ground Green Parachute	6 signals per Section
L495 Flare, Surface Trip M49 Series	6 flares per Section
M028 Demolition Kit, Bangalore Torpedo M1	6 detonators per Section
M032 Charge, Demolition Block TNT 1-Pound	20 charges per Section
M039 Charge, Demolition Cratering 40-Poun	6 charges per Section
M130 Cap, Blasting Electric M6	100 blasting caps per Section
M131 Cap, Blasting Non-Electric M7	100 blasting caps per Section
M420 Charge, Demolition Shaped M2 Series	2 charges per Section
M421 Charge, Demolition Shaped M3 Series	2 charges per Section
M456 Cord, Detonating PETN Type I Class E	100 FT per Section
M475 Container, Demolition Charge MK2 Mod	6 charges per Section
M670 Fuse, Blasting Time M700	100 FT per Section
M757 Charge, Assembly Demolition M183 Com	1 charges per Section
M980 Charge, Demolition Sheet 0.0831 Inch	10 FT per Section
M981 Charge, Demolition Sheet 0.125 Inch	10 FT per Section
M982 Charge, Demolition Sheet 0.161 Inch	10 FT per Section
ML03 Firing Device, Demolition Multi-Purp	6 fuzes per Section
MM27 Charge, Demolition Sheet Explosive	10 FT per Section
MM30 Charge, Flexible 20 Gram PETN MK140	10 charges per Section
MM45 Charge, Demolition Flexible Linear S	10 charges per Section
MM46 Charge, Demolition Flexible Linear S	10 charges per Section
MM51 Charge, Demolition Low Hazard MK143	10 charges per Section
MM52 Charge, Demolition Low Hazard MK144	10 charges per Section
MM54 Charge, Demolition Low Hazard MK149	10 charges per Section
MM56 Detonator, Non-Electric MK123 Mod 0	10 detonators per Section
MN08 Igniter, Time Blasting Fuse with Sho	6 igniters per Section
MN89 Dual instantaneous shock tube	4 Roll per Section
MU40 Cord, Detonating 400 Grains per Foot	100 FT per Section
MU41 Cord, Detonating 200 Grains per Foot	100 FT per Section
MU42 Cord, Detonating 100 Grains per Foot	100 FT per Section

RANGE/TRAINING AREA:

Facility Code 17410 Maneuver/Training Area, Light Forces
Facility Code 17420 Maneuver/Training Area, Heavy Forces
Facility Code 17440 Personnel/Equipment Drop Zone
Facility Code 17760 MOUT Assault Course (MAC)
Facility Code 17963 MOUT Collective Training Facility (Large)

AIRCRAFT: Rotary Wing: AH-1, UH-1, CH-46, CH-53, CH-47, UH-60, MV-22 Fixed
Wing: AV8B, F18, AC130, A10, MC130, KC130 UAV: Predator and Raven.

MISCELLANEOUS:

ADMINISTRATIVE INSTRUCTIONS: Blank and practice rounds can be substituted during training.

SPECIAL PERSONNEL CERTS: RSO; FAC; TACP; JTAC; Insert/Extract officer(s) specifically associated with insert/extract methods utilized.

RECNSHAP-4007: Conduct an Ambush

SUPPORTED MET(S): None

EVALUATION-CODED: NO

SUSTAINMENT INTERVAL: 12 months

DESCRIPTION: This task provides the procedures for conducting a surprise attack by fire from concealed positions on a moving or temporarily halted enemy.

CONDITION: Given a target of tactical/operational/strategic significance, in a hostile, politically sensitive, or denied environment, while working independently from friendly support.

STANDARD: By attacking the target and achieving the degree of destruction specified in the operation order (OPORD).

EVENT COMPONENTS:

1. Conduct reconnaissance of tentative ambush site.
2. Identify and confirm kill zone.
3. Organize unit into assault element, support element, and a security element.
4. Establish positions by assault element, support element, and security element.
5. Employ explosives/demolitions, supporting arms, etc. in support of the ambush.
6. Initiate ambush upon enemy forces.
7. Conduct sensitive site exploitation, as required.
8. Conduct search, as required.
9. Conduct EPW procedures, as required.
10. Conduct consolidation of forces.
11. Withdraw from ambush site.
12. Conduct Debrief.

PREREQUISITE EVENTS:

RECN-C2-4004	RECN-C2-4005	RECN-COMM-4001
RECN-DEMO-4001	RECN-GRND-4002	RECN-GRND-4003
RECN-GRND-4004	RECN-GRND-4006	RECN-GRND-4007
RECN-GRND-4019	RECN-GRND-4022	RECN-GRND-4024
RECN-GRND-4025	RECN-GRND-4031	RECN-GRND-4033
RECN-INTL-4001	RECN-MED-4001	RECN-PLAN-4001
RECN-PLAN-4002	RECN-PLAN-4003	RECN-SHAP-2010
RECN-SHAP-3009	RECN-SHAP-3024	RECN-SHAP-3025
RECN-SPIE-4001		

RELATED EVENTS:

RECN-AMPH-2402	RECN-AMPH-2403	RECN-COMM-2402
RECN-DEMO-2401	RECN-GRND-2401	RECN-GRND-2402
RECN-GRND-2404	RECN-GRND-2405	RECN-GRND-2406
RECN-GRND-2409	RECN-GRND-2413	RECN-GRND-2414
RECN-GRND-2417	RECN-GRND-2419	RECN-INTL-2406
RECN-INTL-2407	RECN-MED-2401	RECN-PLAN-2401
RECN-SHAP-2401	RECN-SHAP-2402	RECN-SHAP-2404

REFERENCES:

1. FM 23-23 Antipersonnel Mine M18A1 Claymore
2. FM 31-20-5 Special Reconnaissance Tactics, Techniques and Procedures for Special Forces

3. FM 3-23.30 Grenades and Pyrotechnic Signals
4. FM 5-250 Explosives and Demolitions
5. FMFM 6-4 Marine Rifle Company/Platoon
6. Joint Special Operations University Hunter/Killer Teams: Attacking Enemy Safe Havens
7. MCRP 2-25A Reconnaissance Reports Guide
8. MCRP 3-16A Tactics, Techniques, and Procedures for the Targeting Process
9. MCWP 2-25 Ground Reconnaissance Operations
10. MCWP 3-1 Ground Combat Operations
11. MCWP 3-11.2 Marine Rifle Squad
12. MCWP 3-11.3 Scouting and Patrolling
13. MCWP 3-15.3 Scout Sniping
14. SH 21-76 Ranger Handbook

SUPPORT REQUIREMENTS:

ORDNANCE:

<u>DODIC</u>	<u>Quantity</u>
A023 Cartridge, 12 Gauge 1 Ounce Slug Com	125 cartridges per Section
A024 Cartridge, 12 Gauge Door Breaching M	125 cartridges per Section
A059 Cartridge, 5.56mm Ball M855 10/Clip	1800 cartridges per Section
A063 Cartridge, 5.56mm Tracer M856 Single	300 cartridges per Section
A064 Cartridge, 5.56mm 4 Ball M855/1 Trac	2000 cartridges per Section
A131 Cartridge, 7.62mm 4 Ball M80/1 Trace	2000 cartridges per Section
A475 Cartridge, Caliber .45 Ball M1911	1000 cartridges per Section
A576 Cartridge, Caliber .50 4 API M8/1 AP	2000 cartridges per Section
A606 Cartridge, Caliber .50 API MK211 Mod	2000 cartridges per Section
AA11 Cartridge, 7.62mm Long Range M118 LR	200 cartridges per Section
AX14 Primer, Percussion 12 Gauge W209	100 primers per Section
B504 Cartridge, 40mm Green Star Parachute	6 cartridges per Section
B505 Cartridge, 40mm Red Star Parachute M	6 cartridges per Section
B508 Cartridge, 40mm Green Smoke Ground M	6 cartridges per Section
B509 Cartridge, 40mm Yellow Smoke Ground	6 cartridges per Section
B535 Cartridge, 40mm White Star Parachute	6 cartridges per Section
B542 Cartridge, 40mm HEDP M430/M430A1 Lin	2000 cartridges per Section
B546 Cartridge, 40mm HEDP M433	600 cartridges per Section
C995 Cartridge and Launcher, 84mm M136 AT	6 cartridges per Section
G881 Grenade, Hand Fragmentation M67	30 grenades per Section
G895 Grenade, Hand Illuminating MK1 Mods	6 grenades per Section
G924 Grenade, Hand Riot Control CS-1 M25A	6 grenades per Section
G940 Grenade, Hand Green Smoke M18	6 grenades per Section
G945 Grenade, Hand Yellow Smoke M18	6 grenades per Section
G950 Grenade, Hand Red Smoke M18	6 grenades per Section
G963 Grenade, Hand Riot CS M7A3	6 grenades per Section
GG09 Grenade M84, Stun/Diversiory Flash	50 grenades per Section
K143 Mine, Antipersonnel M18A1 with M57 F	6 mines per Section
L306 Signal, Illumination Ground Red Star	6 signals per Section
L307 Signal, Illumination Ground White St	6 signals per Section
L311 Signal, Illumination Ground Red Star	6 signals per Section
L312 Signal, Illumination Ground White St	6 signals per Section
L312 Signal, Illumination Ground White St	6 signals per Section
L324 Signal, Smoke Ground Green Parachute	6 signals per Section
L495 Flare, Surface Trip M49 Series	6 flares per Section
M028 Demolition Kit, Bangalore Torpedo M1	20 detonators per Section

M032 Charge, Demolition Block TNT 1-Pound	20 charges per Section
M039 Charge, Demolition Cratering 40-Poun	6 charges per Section
M130 Cap, Blasting Electric M6	100 blasting caps per Section
M131 Cap, Blasting Non-Electric M7	100 blasting caps per Section
M420 Charge, Demolition Shaped M2 Series	2 charges per Section
M421 Charge, Demolition Shaped M3 Series	2 charges per Section
M456 Cord, Detonating PETN Type I Class E	100 FT per Section
M475 Container, Demolition Charge MK2 Mod	6 charges per Section
M670 Fuse, Blasting Time M700	100 FT per Section
M757 Charge, Assembly Demolition M183 Com	1 charges per Section
M980 Charge, Demolition Sheet 0.0831 Inch	10 charges per Section
M981 Charge, Demolition Sheet 0.125 Inch	10 charges per Section
M982 Charge, Demolition Sheet 0.161 Inch	10 charges per Section
ML03 Firing Device, Demolition Multi-Purp	6 fuzes per Section
MM24- Charge, Demolition Flexible Linear S	10 charges per Section
MM27 Charge, Demolition Sheet Explosive	10 charges per Section
MM30 Charge, Flexible 20 Gram PETN MK140	10 charges per Section
MM45 Charge, Demolition Flexible Linear S	10 charges per Section
MM46 Charge, Demolition Flexible Linear S	10 charges per Section
MM52 Charge, Demolition Low Hazard MK144	10 charges per Section
MM54 Charge, Demolition Low Hazard MK149	10 charges per Section
MM56 Detonator, Non-Electric MK123 Mod 0	10 detonators per Section
MN08 Igniter, Time Blasting Fuse with Sho	6 igniters per Section
MN89 Dual instantaneous shock tube	4 Roll per Section
MU40 Cord, Detonating 400 Grains per Foot	100 FT per Section
MU41 Cord, Detonating 200 Grains per Foot	100 FT per Section
MU42 Cord, Detonating 100 Grains per Foot	100 FT per Section

RANGE/TRAINING AREA:

Facility Code 17410 Maneuver/Training Area, Light Forces
Facility Code 17420 Maneuver/Training Area, Heavy Forces
Facility Code 17440 Personnel/Equipment Drop Zone
Facility Code 17760 MOUT Assault Course (MAC)
Facility Code 17963 MOUT Collective Training Facility (Large)

AIRCRAFT: Rotary Wing: AH-1, UH-1, CH-46, CH-53, CH-47, UH-60, MV-22 Fixed
Wing: AV8B, F18, AC130, A10, MC130, KC130 UAV: Predator and Raven.

EQUIPMENT: SESAMS-Conversion Kits (M4/M16/M9/M1911)

MATERIAL: Appropriate target materials

MISCELLANEOUS:

ADMINISTRATIVE INSTRUCTIONS: Practice, blank and SESAM rounds can be substituted during training.

SPECIAL PERSONNEL CERTS: RSO; FAC; TACP; JTAC; Insert/Extract officer(s) specifically associated with insert/extract methods utilized; Role players/OPFOR

RECN-SPIE-4001: Conduct Specialized Insertion and/or Extraction

SUPPORTED MET(S): None

EVALUATION-CODED: NO

SUSTAINMENT INTERVAL: 12 months

DESCRIPTION: This task provides the procedure for conducting specialized forms of maneuver in support of Ground Reconnaissance operations. Specialized forms of maneuver include, but are not limited to surface swimming operations, boat operations, helicopter and HRST operations, combat dive operations, parachute operations, and submarine operations.

CONDITION: Given a mission, all required personnel, and C4I-related infrastructure and equipment.

STANDARD: By planning, rehearsing, inspecting, and conducting specialized insertion and extraction.

EVENT COMPONENTS:

1. Conduct planning.
2. Conduct insertion.
3. Conduct movement.
4. Conduct mission.
5. Conduct extraction.
6. Conduct debriefs.

PREREQUISITE EVENTS:

RECN-COMM-4001	RECN-COMM-4001	RECN-COND-1001
RECN-COND-1002	RECN-COND-1003	RECN-COND-1004
RECN-GRND-4002	RECN-GRND-4002	RECN-GRND-4003
RECN-MED-4001	RECN-PLAN-4001	RECN-PLAN-4001
RECN-PLAN-4002	RECN-PLAN-4002	RECN-SPIE-1001
RECN-SPIE-4002	RECN-SPIE-4003	RECN-SPIE-4004
RECN-SPIE-4005	RECN-SPIE-4006	RECN-SPIE-4007
RECN-SPIE-4008	RECN-SPIE-4009	RECN-SPIE-4010
RECN-SPIE-4011	RECN-SPIE-4012	

RELATED EVENTS:

RECN-C2-2403	RECN-C2-2403	RECN-COMM-2402
RECN-COMM-2402	RECN-GRND-2401	RECN-GRND-2401
RECN-MED-2401	RECN-PLAN-2401	RECN-PLAN-2401
RECN-PLAN-2414	RECN-SPIE-2401	

REFERENCES:

1. MCO 3120.11 Marine Corps Parachuting Policy and Program Administration
2. MCO 3150.4 Diving Policy and Administration
3. MCO 3500.42A W/ERRATUM Marine Corps Helicopter Rope Suspension Training Policy (HRST) and Program Administration
4. MCRP 3-11.3A Special Forces Waterborne Operations (TC 31-25)
5. MCRP 3-11.4A Helicopter Rope Suspension Techniques (HRST) Operations
6. MCRP 3-35.9A Multi-Service Tactics, Techniques, and Procedures for military diving operations
7. MCWP 2-25 Ground Reconnaissance Operations
8. MCWP 3-11.4 Helicopterborne Operations

9. MCWP 3-15.6 Military Free-Fall Parachuting Tactics, Techniques, and Procedures
 10. MCWP 3-15.7 Static-Line Parachuting Techniques and Training
 11. SH 21-76 Ranger Handbook
 12. Version I U.S. Navy Dive Manual
 13. Version II U.S. Navy Dive Manual
-

RECNSPIE-4002: Conduct Helicopter Operations

SUPPORTED MET(S): None

EVALUATION-CODED: NO **SUSTAINMENT INTERVAL:** 12 months

DESCRIPTION: This task provides the procedures to conduct Helicopter Operations.

CONDITION: Given a mission and rotary wing/ tilt rotor aircraft, all required personnel, and C4I-related infrastructure and equipment.

STANDARD: By planning, loading, and exiting the aircraft upon arrival at the designated Landing Zone.

EVENT COMPONENTS:

1. Conduct planning.
2. Don/inspect equipment, as required.
3. Conduct movement.
4. Remain oriented during flight.
5. Conduct actions in the aircraft, as required.
6. Execute emergency procedures, as required.
7. Exit aircraft on command.
8. Conduct tactical actions.
9. Maintain communications with the aircraft, as required.
10. Continue mission per the operations order.

REFERENCES:

1. MCO 3500.42A W/ERRATUM Marine Corps Helicopter Rope Suspension Training Policy (HRST) and Program Administration
2. MCRP 3-11.3A Special Forces Waterborne Operations (TC 31-25)
3. MCRP 3-11.4A Helicopter Rope Suspension Techniques (HRST) Operations
4. MCWP 2-25 Ground Reconnaissance Operations
5. MCWP 3-11.4 Helicopterborne Operations
6. MCWP 3-24 Assault Support

SUPPORT REQUIREMENTS:

RANGE/TRAINING AREA:

Facility Code 17410 Maneuver/Training Area, Light Forces
Facility Code 17411 Maneuver/Training Area, Amphibious Forces
Facility Code 17420 Maneuver/Training Area, Heavy Forces

AIRCRAFT: TILTROTOR: MV-22ROTARY WING: AH-1, UH-1, CH-46, CH-53, CH-47, UH-60.

UNITS/PERSONNEL: Requires Insertion/Extraction Officer.

MISCELLANEOUS:

ADMINISTRATIVE INSTRUCTIONS: May require IPHABDS training.

RECN-SPIE-4003: Conduct HRST Operations

SUPPORTED MET(S): None

EVALUATION-CODED: NO

SUSTAINMENT INTERVAL: 12 months

DESCRIPTION: This task provides the procedure for helicopter rapid insertion or extraction of ground forces when landing is not possible.

CONDITION: Given a mission and rotary wing/ tilt rotor aircraft, specific HRST equipment, all required personnel, and C4I-related infrastructure and equipment.

STANDARD: By conducting rapid insertion/extraction techniques from a aircraft in an area that may not provide suitable landing conditions.

EVENT COMPONENTS:

1. Plan and prepare for the conduct of HRST operations.
2. Conduct briefs, as required.
3. Don/inspect equipment.
4. Rig aircraft.
5. Remain oriented during flight.
6. Conduct actions in the aircraft.
7. Conduct HRST operations from the aircraft.
8. Conduct emergency procedures as required.
9. Recover HRST equipment as required.
10. Conduct debriefs.

PREREQUISITE EVENTS:

RECN-COMM-4001	RECN-GRND-4002	RECN-MED-4001
RECN-PLAN-4001	RECN-PLAN-4002	RECN-SPIE-1002
RECN-SPIE-1003	RECN-SPIE-1004	RECN-SPIE-1005
RECN-SPIE-2003	RECN-SPIE-4002	

RELATED EVENTS:

RECN-C2-2403	RECN-COMM-2402	RECN-GRND-2401
RECN-MED-2401	RECN-PLAN-2401	RECN-PLAN-2414
RECN-SPIE-2401		

REFERENCES:

1. MCO 3500.42A W/ ERRATUM Marine Corps Helicopter Rope Suspension Training Policy (HRST) and Program Administration
2. MCRP 3-11.3A Special Forces Waterborne Operations (TC 31-25)
3. MCRP 3-11.4A Helicopter Rope Suspension Techniques (HRST) Operations
4. MCWP 2-25 Ground Reconnaissance Operations
5. MCWP 3-11.4 Helicopterborne Operations

6. MCWP 3-24 Assault Support

SUPPORT REQUIREMENTS:

RANGE/TRAINING AREA:

Facility Code 17410 Maneuver/Training Area, Light Forces
Facility Code 17411 Maneuver/Training Area, Amphibious Forces
Facility Code 17420 Maneuver/Training Area, Heavy Forces
Facility Code 17917 Rappelling Training Area

AIRCRAFT: TILTROTOR: MV-22ROTARY WING: UH-1, CH-46, CH-53, CH-47, UH-60.

UNITS/PERSONNEL: Requires Insertion/Extraction Officer.

MISCELLANEOUS:

ADMINISTRATIVE INSTRUCTIONS: 1. Certified range safety and medical personnel are required. 2. Current in the conduct of HRST operations. 3. This type of training is classified as high risk training, refer to OPNAVINST 1500.75.

SPECIAL PERSONNEL CERTS: HRST Masters.

RECNSPIE-4004: Conduct Static Line Parachute Operations

SUPPORTED MET(S): None

EVALUATION-CODED: NO SUSTAINMENT INTERVAL: 12 months

DESCRIPTION: This task provides the procedure for insertion using low-level static line as the primary means of insertion into a designated drop zone in day or night conditions.

CONDITION: Given a mission, static line parachute, aircraft, all required personnel and equipment, and C4I-related infrastructure and equipment.

STANDARD: By executing a low level static line insertion in day/night/limited visibility conditions while performing in air maneuvers to maintain 25 meter separation between parachutists and land on the designated drop zone within 200 meters of the low man.

EVENT COMPONENTS:

1. Identify the drop zone.
2. Plan and prepare for airborne operations.
3. Conduct mission brief.
4. Conduct final coordination/jump brief.
5. Conduct pilots brief.
6. Prepare aircraft.
7. Conduct Jumpmaster personnel inspection.
8. Execute parachute operations.
9. Conduct actions on the drop zone.
10. Conduct post insertion priorities of work.

PREREQUISITE EVENTS:

REC-N-COMM-4001	REC-N-GRND-4002	REC-N-MED-4001
REC-N-PLAN-4001	REC-N-PLAN-4002	REC-N-SPIE-1007
REC-N-SPIE-2002	REC-N-SPIE-2005	REC-N-SPIE-4002

RELATED EVENTS:

REC-N-C2-2403	REC-N-COMM-2402	REC-N-GRND-2401
REC-N-MED-2401	REC-N-PLAN-2401	REC-N-PLAN-2414
REC-N-SPIE-2402		

REFERENCES:

1. MCO 3120.11 Marine Corps Parachuting Policy and Program Administration
2. MCWP 2-25 Ground Reconnaissance Operations
3. MCWP 3-15.7 Static-Line Parachuting Techniques and Training

SUPPORT REQUIREMENTS:

RANGE/TRAINING AREA:

Facility Code 17440 Personnel/Equipment Drop Zone
Facility Code 17912 Parachute Landing Fall Platform

AIRCRAFT: Suitable Aviation platform.

MISCELLANEOUS:

ADMINISTRATIVE INSTRUCTIONS: This type of training is classified as high risk training, refer to OPNAVINST 1500.75.

SPECIAL PERSONNEL CERTS: 1. Appropriate Jumpmaster/rigger support. 2. Current and qualified airborne personnel. 3. Appropriate Range and medical safety personnel, as required.

REC-N-SPIE-4005: Conduct a High Altitude Low Opening (HALO) parachute insertion

SUPPORTED MET(S): None

EVALUATION-CODED: NO

SUSTAINMENT INTERVAL: 12 months

DESCRIPTION: This task provides the procedure for insertion using military free-fall as the primary means of insertion into a designated drop zone in day or night conditions.

CONDITION: Given a mission, a parachute, aircraft operating at an altitude above 18,000 mean sea level, all required personnel and equipment, and C4I-related infrastructure and equipment.

STANDARD: By executing a parachute insertion in day/night/limited visibility conditions while performing in air maneuvers to maintain 25 meter separation between parachutists and land on the designated drop zone within 25 meters of the low man.

EVENT COMPONENTS:

1. Identify the drop zone.
2. Plan and prepare for airborne operations.
3. Prepare Tandem Offset Resupply Delivery System (TORDS), as required.
4. Conduct mission brief.
5. Conduct final coordination/jump brief.
6. Conduct pilots brief.
7. Prepare aircraft.
8. Conduct Jumpmaster personnel inspection.
9. Execute parachute operations.
10. Conduct actions on the drop zone.
11. Conduct post insertion priorities of work.

PREREQUISITE EVENTS:

RECN-COMM-4001	RECN-GRND-4002	RECN-MED-4001
RECN-PLAN-4001	RECN-SPIE-1008	RECN-SPIE-1009
RECN-SPIE-1010	RECN-SPIE-1011	RECN-SPIE-1013
RECN-SPIE-2002	RECN-SPIE-2006	RECN-SPIE-2007
RECN-SPIE-2008	RECN-SPIE-2009	RECN-SPIE-2010

RELATED EVENTS:

RECN-C2-2403	RECN-COMM-2402	RECN-GRND-2401
RECN-MED-2401	RECN-PLAN-2401	RECN-PLAN-2414
RECN-SPIE-2402		

REFERENCES:

1. FM 3-05.210 Special Forces Air Operations
2. MCO 3120.11 Marine Corps Parachuting Policy and Program Administration
3. MCWP 2-25 Ground Reconnaissance Operations
4. MCWP 3-15.6 Military Free-Fall Parachuting Tactics, Techniques, and Procedures

SUPPORT REQUIREMENTS:

RANGE/TRAINING AREA:

Facility Code 17440 Personnel/Equipment Drop Zone
Facility Code 17912 Parachute Landing Fall Platform

AIRCRAFT: Suitable Aviation platform.

EQUIPMENT: Required equipment includes military free fall parachute, supplemental oxygen, parachutist individual equipment kit, individual fighting load (helmet, body armor, load carriage, weapon, night vision goggles, and personal communications), combat equipment (mission essential, sustainment load), TORDS Equipment, and navigational aids.

MISCELLANEOUS:

ADMINISTRATIVE INSTRUCTIONS: 1. Different parachutes may be used in the execution of this task; the intended parachute to execute this task is the special application parachute (HG-380). 2. When authorized night vision goggles should be worn for all low light MFF operations by parachutists and jumpmasters. The use of night vision goggles reduce risk and enhance visual situational awareness. 3. Parachutists and jumpmasters must be

proficient in the use of all navigational aids, including magnetic compasses and global positioning system (GPS) devices. 4. Sustainment of this task requires the parachutist to exit the aircraft wearing each of the armor protective levels (APL): non-ballistic through ballistic. 5. This type of training is classified as high risk training, refer to OPNAVINST 1500.75.

SPECIAL PERSONNEL CERTS: 1. Appropriate Jumpmaster, rigger, aero-medical physical technician support. 2. Current and qualified Military Freefall personnel. 3. Current and qualified Tandem Offset Re-supply Delivery System (TORDS) Personnel.

RECN-SPIE-4006: Conduct a High Altitude High Opening (HAHO) parachute insertion

SUPPORTED MET(S): None

EVALUATION-CODED: NO **SUSTAINMENT INTERVAL:** 12 months

DESCRIPTION: This task provides the procedure for insertion using military free-fall as the primary means of insertion into a designated drop zone in day or night conditions.

CONDITION: Given a mission, a parachute, aircraft operating at an altitude above 18,000 mean sea level, all required personnel and equipment, and C4I-related infrastructure and equipment.

STANDARD: By executing a parachute insertion in day/night/limited visibility conditions while performing in air maneuvers to maintain 25 meter separation between parachutists and land on the designated drop zone within 25 meters of the low man.

EVENT COMPONENTS:

1. Identify the drop zone.
2. Plan and prepare for airborne operations.
3. Prepare Tandem Offset Resupply Delivery System (TORDS), as required.
4. Conduct mission brief.
5. Conduct final coordination/jump brief.
6. Conduct pilots brief.
7. Prepare aircraft.
8. Conduct Jumpmaster personnel inspection.
9. Execute parachute operations.
10. Conduct actions on the drop zone.
11. Conduct post insertion priorities of work.

PREREQUISITE EVENTS:

RECN-COMM-4001	RECN-GRND-4002	RECN-MED-4001
RECN-PLAN-4001	RECN-PLAN-4002	RECN-SPIE-1008
RECN-SPIE-1010	RECN-SPIE-1011	RECN-SPIE-1012
RECN-SPIE-1014	RECN-SPIE-2002	RECN-SPIE-2006
RECN-SPIE-2007	RECN-SPIE-2008	RECN-SPIE-2009
RECN-SPIE-2010	RECN-SPIE-2011	RECN-SPIE-2012

RELATED EVENTS:

REC-N-C2-2403	REC-N-COMM-2402	REC-N-GRND-2401
REC-N-MED-2401	REC-N-PLAN-2401	REC-N-PLAN-2414
REC-N-SPIE-2402		

REFERENCES:

1. FM 3-05.210 Special Forces Air Operations
2. MCO 3120.11 Marine Corps Parachuting Policy and Program Administration
3. MCWP 2-25 Ground Reconnaissance Operations
4. MCWP 3-15.6 Military Free-Fall Parachuting Tactics, Techniques, and Procedures

SUPPORT REQUIREMENTS:

RANGE/TRAINING AREA:

Facility Code 17440 Personnel/Equipment Drop Zone
Facility Code 17912 Parachute Landing Fall Platform

AIRCRAFT: Suitable Aviation platform.

EQUIPMENT: Required equipment includes military free fall parachute, supplemental oxygen, parachutist individual equipment kit, individual fighting load (helmet, body armor, load carriage, weapon, night vision goggles, and personal communications), combat equipment (mission essential, sustainment load), TORDS Equipment, and navigational aids.

MISCELLANEOUS:

ADMINISTRATIVE INSTRUCTIONS: 1. Different parachutes may be used in the execution of this task; the intended parachute to execute this task is the special application parachute (HG-380). 2. Night vision goggles should be worn for all low light MFF operations by parachutists and jumpmasters. The use of night vision goggles reduce risk and enhance visual situational awareness. 3. Parachutists and jumpmasters must be proficient in the use of all navigational aids, including magnetic compasses and global positioning system (GPS) devices. 4. Sustainment of this task requires the parachutist to exit the aircraft wearing each of the armor protective levels (APL): non-ballistic through ballistic. 5. This type of training is classified as high risk training, refer to OPNAVINST 1500.75.

SPECIAL PERSONNEL CERTS: 1. Appropriate Jumpmaster, rigger, aero-medical physical technician support. 2. Current and qualified Military Freefall personnel. 3. Current and qualified Tandem Offset Re-supply Delivery System (TORDS) Personnel.

REC-N-SPIE-4007: Conduct an intentional water parachute insertion

SUPPORTED MET(S): None

EVALUATION-CODED: NO **SUSTAINMENT INTERVAL:** 1 month

DESCRIPTION: This task provides the procedure for insertion using

parachuting as the primary means of insertion into a designated water drop zone in day or night conditions.

CONDITION: Given a mission, a parachute, aircraft, all required personnel and equipment, and C4I-related infrastructure and equipment.

STANDARD: By executing a parachute insertion in day/night/limited visibility conditions while performing in air maneuvers to maintain 25 meter separation between parachutists and land on the designated drop zone.

EVENT COMPONENTS:

1. Identify the drop zone.
2. Plan and prepare for airborne operations.
3. Conduct wet silk training.
4. Prepare Special Operations Combat Expendable Platform (SOCEP).
5. Conduct mission brief.
6. Conduct final coordination/jump brief.
7. Conduct pilots brief.
8. Prepare aircraft.
9. Conduct Jumpmaster personnel inspection.
10. Execute parachute operations.
11. Conduct actions on the drop zone.
12. Conduct post insertion priorities of work.

PREREQUISITE EVENTS:

RECN-COMM-4001	RECN-GRND-4002	RECN-MED-4001
RECN-PLAN-4001	RECN-PLAN-4002	RECN-SPIE-1007
RECN-SPIE-1013	RECN-SPIE-1014	RECN-SPIE-2001
RECN-SPIE-2005	RECN-SPIE-2006	

RELATED EVENTS:

RECN-C2-2403	RECN-COMM-2402	RECN-GRND-2401
RECN-MED-2401	RECN-PLAN-2401	RECN-PLAN-2414
RECN-SPIE-2402		

REFERENCES:

1. FM 3-05.210 Special Forces Air Operations
2. FM 3-05.212 Special Forces Waterborne Operations
3. MCO 3120.11 Marine Corps Parachuting Policy and Program Administration
4. MCWP 2-25 Ground Reconnaissance Operations
5. MCWP 3-15.6 Military Free-Fall Parachuting Tactics, Techniques, and Procedures
6. MCWP 3-15.7 Static-Line Parachuting Techniques and Training

SUPPORT REQUIREMENTS:

RANGE/TRAINING AREA:

Facility Code 17440 Personnel/Equipment Drop Zone
Facility Code 17912 Parachute Landing Fall Platform

AIRCRAFT: Suitable Aviation platform.

EQUIPMENT: Combat Rubber Raiding Craft.

MISCELLANEOUS:

ADMINISTRATIVE INSTRUCTIONS: This type of training is classified as high risk training, refer to OPNAVINST 1500.75.

SPECIAL PERSONNEL CERTS: 1. Appropriate Jumpmaster/rigger support. 2. Current and qualified airborne personnel. 3. Appropriate Range and medical safety personnel, coxswain, and safety swimmer as required.

REC�-SPIE-4008: Conduct Surface Vessel Deployment and/or Recovery Operations

SUPPORTED MET(S): None

EVALUATION-CODED: NO

SUSTAINMENT INTERVAL: 12 months

DESCRIPTION: This task provides the procedure for launching and recovering from a vessel at sea while over the horizon, to allow for a clandestine operation.

CONDITION: Given a mission, a small craft, a support craft, all required personnel and equipment, and C4I-related infrastructure and equipment.

STANDARD: By rigging and deploying organic assets from a surface vessel in a designated area to conduct an amphibious movement to a BLS.

EVENT COMPONENTS:

1. Conduct planning.
2. Make coordination.
3. Conduct mission/insert Brief.
4. Maintain communications.
5. Execute movement.
6. Complete recovery.

PREREQUISITE EVENTS:

REC�-AMPH-4002	REC�-COMM-4001	REC�-GRND-4002
REC�-PLAN-4001		

RELATED EVENTS:

REC�-C2-2403	REC�-COMM-2402	REC�-GRND-2401
REC�-PLAN-2401	REC�-PLAN-2414	

REFERENCES:

1. COMDINST MI6114.5A U. S. Coast Guard Boat Crew Seamanship Manual
2. FM 3-05.210 Special Forces Air Operations
3. FM 3-05.212 Special Forces Waterborne Operations
4. MCWP 2-25 Ground Reconnaissance Operations

SUPPORT REQUIREMENTS:

RANGE/TRAINING AREA: Facility Code 17411 Maneuver/Training Area, Amphibious Forces

UNITS/PERSONNEL: Appropriate swimmers equipment as required, Small Craft (CRR or RHIB).

OTHER SUPPORT REQUIREMENTS: Destroyer, LHA, LPD, LCAC, and/or LCU.

MISCELLANEOUS:

ADMINISTRATIVE INSTRUCTIONS: This type of training is classified as high risk training, refer to OPNAVINST 1500.75

SPECIAL PERSONNEL CERTS: Coxswain, Safety Swimmers, Appropriate certified range safety and medical personnel

RECN-SPIE-4009: Conduct Small Craft Aerial Deployment Operations

SUPPORTED MET(S): None

EVALUATION-CODED: NO

SUSTAINMENT INTERVAL: 12 months

DESCRIPTION: This task provides the procedure for inserting in a clandestine manner offshore and conducting an amphibious operation to support follow on missions.

CONDITION: Given a mission, a small craft, aircraft, all required personnel and equipment, and C4I-related infrastructure and equipment.

STANDARD: By planning, coordinating, and executing a limp duck or SOCEP insertion at designated time and location.

EVENT COMPONENTS:

1. Conduct planning.
2. Conduct pilot/jump Brief.
3. Rig aircraft.
4. Rig small craft for Helocast or Special Operations Combat Expendable Platform (SOCEP).
5. Conduct inspections and rehearsals.
6. Remain oriented during flight.
7. Conduct actions in the aircraft.
8. Conduct Helocast or airborne operation.
9. Execute actions on the drop zone.

PREREQUISITE EVENTS:

RECN-AMPH-4002	RECN-COMM-4001	RECN-GRND-4002
RECN-MED-4001	RECN-PLAN-4001	RECN-PLAN-4002
RECN-SPIE-1006	RECN-SPIE-2001	RECN-SPIE-2004
RECN-SPIE-2005	RECN-SPIE-2006	RECN-SPIE-4002
RECN-SPIE-4007		

RELATED EVENTS:

RECN-C2-2403	RECN-COMM-2402	RECN-GRND-2401
RECN-MED-2401	RECN-PLAN-2401	RECN-PLAN-2414
RECN-SPIE-2401	RECN-SPIE-2402	

REFERENCES:

1. COMDINST MI6114.5A U. S. Coast Guard Boat Crew Seamanship Manual
2. FM 3-05.210 Special Forces Air Operations
3. FM 3-05.212 Special Forces Waterborne Operations
4. MCRP 3-11.4A Helicopter Rope Suspension Techniques (HRST) Operations
5. MCWP 2-25 Ground Reconnaissance Operations
6. MCWP 3-15.6 Military Free-Fall Parachuting Tactics, Techniques, and Procedures
7. MCWP 3-15.7 Static-Line Parachuting Techniques and Training

SUPPORT REQUIREMENTS:

RANGE/TRAINING AREA:

Facility Code 17411 Maneuver/Training Area, Amphibious Forces
Facility Code 17440 Personnel/Equipment Drop Zone
Facility Code 17908 Amphibious Vehicle Training Area

AIRCRAFT: Suitable Aviation platform

EQUIPMENT: Combat Rubber Raiding Craft

MISCELLANEOUS:

ADMINISTRATIVE INSTRUCTIONS: This type of training is classified as high risk training, refer to OPNAVINST 1500.75

SPECIAL PERSONNEL CERTS: 1. Appropriate Jumpmaster/rigger support. 2. Current and qualified airborne personnel. 3. Appropriate Range and medical safety personnel, Coxswain, Safety Swimmers, as required.

RECNSPIE-4010: Conduct Open Circuit Diving Operations

SUPPORTED MET(S): None

EVALUATION-CODED: NO

SUSTAINMENT INTERVAL: 12 months

DESCRIPTION: This task provides the procedures to conduct dive operations in support of data collection and for recovery of personnel and equipment utilizing open circuit dive equipment.

CONDITION: Given a mission, diving platform, all required personnel and equipment, and C4I-related infrastructure and equipment.

STANDARD: By planning, coordinating, and conducting open circuit diving operations in support of data collection and for recovery of personnel and equipment.

EVENT COMPONENTS:

1. Conduct planning.
2. Conduct dive brief.
3. Don/Inspect equipment.
4. Insert divers.

5. Conduct mission.
6. Recover divers.

PREREQUISITE EVENTS:

RECN-AMPH-4002	RECN-COMM-4001	RECN-DEMO-4001
RECN-MED-4001	RECN-PLAN-4001	RECN-PLAN-4002
RECN-SPIE-1015	RECN-SPIE-1017	RECN-SPIE-2014
RECN-SPIE-2015		

RELATED EVENTS:

RECN-C2-2403	RECN-COMM-2402	RECN-GRND-2401
RECN-MED-2401	RECN-PLAN-2401	RECN-PLAN-2414
RECN-SPIE-2403		

REFERENCES:

1. MCO 3150.4 Diving Policy and Administration
2. MCRP 3-11.3A Special Forces Waterborne Operations (TC 31-25)
3. MCRP 3-35.9A Multi-Service Tactics, Techniques, and Procedures for military diving operations
4. MCWP 2-25 Ground Reconnaissance Operations
5. SS521-AG-PRO-010 United States Navy Dive Manual

SUPPORT REQUIREMENTS:

RANGE/TRAINING AREA:

Facility Code 17411 Maneuver/Training Area, Amphibious Forces
Facility Code 17908 Amphibious Vehicle Training Area

EQUIPMENT: Appropriate diving equipment, Recompression Chamber, Suitable Dive site, Surface and/or sub-surface support craft, tending lines.

UNITS/PERSONNEL: Recorder for tracking diver times and dive supervisor must enter into DJRS.

MISCELLANEOUS:

ADMINISTRATIVE INSTRUCTIONS: 1. Safety divers must be present. 2. Ensure all safety precautions are adhered to when performing this task. 3. Divers must have day/night signaling device. 4. Divers conducting night dives will be marked with appropriate illumination. 5. This type of training is classified as high risk training, refer to OPNAVINST 1500.75. 6. For surf safety considerations, refer to COMNAVSURFPAC/COMNAVSURFLANT INSTRUCTION 3840.1B.

SPECIAL PERSONNEL CERTS: Certified Combatant Divers and Certified Dive Supervisor.

RECN-SPIE-4011: Conduct a Sub-surface Infiltration/Exfiltration

SUPPORTED MET(S): None

EVALUATION-CODED: NO

SUSTAINMENT INTERVAL: 12 months

DESCRIPTION: This task provides the procedures to insert in a clandestine manner offshore, using underwater breathing apparatus (UBA) equipment, and conduct an amphibious operation to support follow on missions. This task includes, but not limited to, conducting sub-surface clandestine actions in support of hydrographic surveys or conducting a beach landing.

CONDITION: Given a mission, an insertion platform, all required personnel and equipment, and C4I-related infrastructure and equipment.

STANDARD: By planning, coordinating, and conducting a subsurface movement, complete with all personnel and mission essential equipment accounted for at BLS and prepare for follow on missions.

EVENT COMPONENTS:

1. Conduct mission/insert brief.
2. Conduct dive brief.
3. Don/inspect equipment.
4. Insert divers.
5. Conduct movement.
6. Arrive at BLS or hydrographic survey site.
7. Cache equipment, as required.
8. Execute mission.
9. Conduct exfiltration.

PREREQUISITE EVENTS:

RECN-AMPH-4002	RECN-COMM-4001	RECN-GRND-4002
RECN-MED-4001	RECN-PLAN-4001	RECN-PLAN-4002
RECN-SPIE-1015	RECN-SPIE-1016	RECN-SPIE-1018
RECN-SPIE-2013	RECN-SPIE-2015	

RELATED EVENTS:

RECN-C2-2403	RECN-COMM-2402	RECN-GRND-2401
RECN-MED-2401	RECN-PLAN-2401	RECN-PLAN-2414
RECN-SPIE-2403		

REFERENCES:

1. MCO 3150.4 Diving Policy and Administration
2. MCRP 3-11.3A Special Forces Waterborne Operations (TC 31-25)
3. MCRP 3-35.9A Multi-Service Tactics, Techniques, and Procedures for military diving operations
4. MCWP 2-25 Ground Reconnaissance Operations
5. MCWP 3-13 Employment of Amphibious Assault Vehicles
6. MCWP 3-31.3 Surf Zone Operations
7. SS521-AG-PRO-010 United States Navy Dive Manual

SUPPORT REQUIREMENTS:

RANGE/TRAINING AREA:

Facility Code 17411 Maneuver/Training Area, Amphibious Forces
Facility Code 17908 Amphibious Vehicle Training Area

EQUIPMENT: Appropriate diving equipment, Recompression Chamber, Suitable Dive site, Surface and/or sub-surface support craft, tending lines.

UNITS/PERSONNEL: Recorder for tracking diver times and dive supervisor must enter into DJRS.

MISCELLANEOUS:

ADMINISTRATIVE INSTRUCTIONS: 1. Safety divers must be present. 2. Ensure all safety precautions are adhered to when performing this task. 3. Divers must have day/night signaling device. 4. Divers conducting night dives will be marked with appropriate illumination. 5. This type of training is classified as high risk training, refer to OPNAVINST 1500.75. 6. For surf safety considerations, refer to COMNAVSURFPAC/COMNAVSURFLANT INSTRUCTION 3840.1B.

SPECIAL PERSONNEL CERTS: Certified Combatant Divers and Certified Dive Supervisor.

RECN-SPIE-4012: Conduct Submarine Deployment Operations

SUPPORTED MET(S): None

EVALUATION-CODED: NO

SUSTAINMENT INTERVAL: 12 months

DESCRIPTION: This task provides the procedures to infiltrate in a clandestine manner from a Submarine in support of Ground Reconnaissance operations.

CONDITION: Given a mission, a submarine, all required personnel and equipment, and C4I-related infrastructure and equipment.

STANDARD: By planning, coordinating, deploying, and recovering from a submarine via subsurface trunk lockout, shelter, or dry deck/wet deck launch.

EVENT COMPONENTS:

1. Conduct mission/insert brief.
2. Conduct dive brief.
3. Don/inspect equipment.
4. Conduct deployment method.
5. Conduct movement.
6. Conduct mission.
7. Recover divers.

PREREQUISITE EVENTS:

RECN-COMM-4001	RECN-GRND-4002	RECN-MED-4001
RECN-PLAN-4001	RECN-PLAN-4002	RECN-SPIE-2016
RECN-SPIE-4010		

RELATED EVENTS:

RECN-C2-2403	RECN-COMM-2402	RECN-GRND-2401
RECN-MED-2401	RECN-PLAN-2401	RECN-PLAN-2414
RECN-SPIE-2403	RECN-SPIE-2404	

REFERENCES:

1. MCO 3150.4 Diving Policy and Administration
2. MCRP 3-11.3A Special Forces Waterborne Operations (TC 31-25)
3. MCRP 3-35.9A Multi-Service Tactics, Techniques, and Procedures for military diving operations
4. MCWP 2-25 Ground Reconnaissance Operations
5. MCWP 3-13 Employment of Amphibious Assault Vehicles
6. MCWP 3-31.3 Surf Zone Operations
7. NWP 79-0-4 Submarine Special Operations Manual, Unconventional Warfare (Confidential)
8. SS521-AG-PRO-010 United States Navy Dive Manual

SUPPORT REQUIREMENTS:

RANGE/TRAINING AREA:

Facility Code 17411 Maneuver/Training Area, Amphibious Forces
Facility Code 17915 Underwater Fording Site

EQUIPMENT: Naval Submarine: Include appropriate rigging and support equipment (trunk ops, lines, CRRC, safety platforms, etc). Recompression chamber and diving equipment as requires.

UNITS/PERSONNEL: Recorder for tracking diver times and dive supervisor must enter into DJRS.

MISCELLANEOUS:

ADMINISTRATIVE INSTRUCTIONS: 1. Safety divers must be present. 2. Ensure all safety precautions are adhered to when performing this task. 3. Divers must have day/night signaling device. 4. Divers conducting night dives will be marked with appropriate illumination. 5. This type of training is classified as high risk training, refer to OPNAVINST 1500.75. 6. For surf safety considerations, refer to COMNAVSURFPAC/COMNAVSURFLANT INSTRUCTION 3840.1B.

SPECIAL PERSONNEL CERTS: Certified Combatant Divers and Certified Dive Supervisor.

RECN-SURV-4001: Conduct Surveillance

SUPPORTED MET(S): 5

EVALUATION-CODED: YES **SUSTAINMENT INTERVAL:** 12 months

DESCRIPTION: This task provides the procedure for conducting surveillance in order to obtain, through various collection methods, information about the current activities of an enemy or potential enemy and/or the Area of Operations. Tasks include systematically observing the Area of Operations by visual, aural, electronic, photographic, or other means.

CONDITION: Given a mission, all required personnel, and C4I-related infrastructure and equipment.

STANDARD: By planning, rehearsing, inspecting, inserting, confirming, and conducting surveillance.

EVENT COMPONENTS:

1. Conduct planning.
2. Conduct movement.
3. Conduct mission.
4. Conduct extract.
5. Conduct debriefs.

PREREQUISITE EVENTS:

RECNC2-4005	RECNCOLL-2006	RECNCOLL-2008
RECNCOLL-2011	RECNCOLL-2014	RECNCOLL-2017
RECNCOLL-2019	RECNCOLL-2020	RECNCOMM-4001
RECNCDEMO-2004	RECNCDEMO-2005	RECNGRND-2002
RECNGRND-4002	RECNGRND-4003	RECNGRND-4004
RECNGRND-4006	RECNGRND-4007	RECNGRND-4019
RECNGRND-4020	RECNGRND-4021	RECNGRND-4022
RECNGRND-4026	RECNIINTL-2001	RECNIINTL-2002
RECNIINTL-3001	RECNIINTL-4001	RECNMED-4001
RECNPHOT-3001	RECNPHOT-3002	RECNPHOT-3004
RECNPPLAN-4001	RECNPPLAN-4002	RECNPPLAN-4006
RECNSHAP-3001	RECNSHAP-3009	RECNSHAP-3024
RECNSHAP-3025	RECNSPIE-4001	RECNSURV-1001
RECNSURV-1002	RECNSURV-1003	RECNSURV-1004
RECNSURV-1005	RECNSURV-1006	RECNSURV-1007
RECNSURV-1008	RECNSURV-1009	RECNSURV-2001
RECNSURV-2002	RECNSURV-2003	RECNSURV-2004
RECNSURV-2006	RECNSURV-3001	RECNSURV-3002
RECNSURV-3003	RECNSURV-3004	RECNSURV-4002
RECNSURV-4003		

RELATED EVENTS:

RECNC2-2403	RECNCOLL-2406	RECNCOLL-2408
RECNCOLL-2411	RECNCOLL-2414	RECNCOLL-2417
RECNCOLL-2419	RECNCOLL-2420	RECNCOLL-2424
RECNCOMM-2402	RECNGRND-2401	RECNIINTL-2406
RECNIINTL-2407	RECNMED-2401	RECNPPLAN-2401
RECNPPLAN-2412	RECNPPLAN-2413	RECNPPLAN-2414

REFERENCES:

1. MCWP 2-25 Ground Reconnaissance Operations
2. MCWP 3-11.3 Scouting and Patrolling
3. MCWP 3-15.3 Scout Sniping
4. SH 21-76 Ranger Handbook

RECNSURV-4002: Conduct Specific Target Surveillance

SUPPORTED MET(S): None

EVALUATION-CODED: NO

SUSTAINMENT INTERVAL: 12 months

DESCRIPTION: This task provides the procedure for specific target surveillance to confirm location or status of a target.

CONDITION: Given a mission, all required personnel, and C4I-related infrastructure and equipment.

STANDARD: By confirming or denying specific target(s) situation and answering all PIRs and CCIRs.

EVENT COMPONENTS:

1. Conduct planning.
2. Infiltrate area.
3. Confirm target.
4. Control target.
5. Conduct turnover.
6. Conduct extract.
7. Conduct debriefs.

PREREQUISITE EVENTS:

REC-N-C2-4005	REC-N-COMM-4001	REC-N-GRND-4002
REC-N-GRND-4003	REC-N-GRND-4004	REC-N-GRND-4006
REC-N-GRND-4007	REC-N-GRND-4019	REC-N-GRND-4020
REC-N-GRND-4021	REC-N-GRND-4022	REC-N-GRND-4026
REC-N-INTL-4001	REC-N-MED-4001	REC-N-PLAN-4001
REC-N-PLAN-4002	REC-N-PLAN-4006	REC-N-SPIE-4001
REC-N-SURV-4001		

RELATED EVENTS:

REC-N-C2-2403	REC-N-COLL-2406	REC-N-COLL-2408
REC-N-COLL-2411	REC-N-COLL-2414	REC-N-COLL-2417
REC-N-COLL-2419	REC-N-COLL-2420	REC-N-COLL-2424
REC-N-COMM-2402	REC-N-GRND-2401	REC-N-GRND-2406
REC-N-INTL-2407	REC-N-MED-2401	REC-N-PLAN-2401
REC-N-PLAN-2412	REC-N-PLAN-2413	REC-N-PLAN-2414
REC-N-SURV-2401	REC-N-SURV-2402	REC-N-SURV-2403

REFERENCES:

1. FM 3-05.204 Special Forces Special Reconnaissance
2. FM 3-05.220 Special Forces Advanced Special Operations (S\NF)
3. MCWP 2-25 Ground Reconnaissance Operations
4. MCWP 3-11.3 Scouting and Patrolling
5. MCWP 3-15.3 Scout Sniping
6. SH 21-76 Ranger Handbook

SUPPORT REQUIREMENTS:

RANGE/TRAINING AREA:

Facility Code 17410 Maneuver/Training Area, Light Forces
Facility Code 17730 Fire And Movement Range
Facility Code 17961 Combat In Cities Facility
Facility Code 17962 MOUT Collective Training Facility (Small)

AIRCRAFT: Rotary Wing: AH-1, UH-1, CH-46, CH-53, CH-47, MV-22, UH- 60
Fixed Wing: AV8B, F18, AC130, A10, KC130, MC130UAV: Predator, Raven,

WASP.

ROOMS/BUILDINGS: All or one of the following: Forward Operating Base;
Isolation facility for mission prep.

MISCELLANEOUS:

SPECIAL PERSONNEL CERTS: HRST; RSO; SIO; FAC; TACP; JTAC; and Sniper.

RECN-SURV-4003: Conduct Route Surveillance

SUPPORTED MET(S): None

EVALUATION-CODED: NO

SUSTAINMENT INTERVAL: 12 months

DESCRIPTION: This task provides the procedure for infiltrating an area and establishing surveillance along a specific line of communication (LOC).

CONDITION: Given a mission, all required personnel, and C4I-related infrastructure and equipment.

STANDARD: By confirming or denying the routes situation and answering all PIRs and CCIRs.

EVENT COMPONENTS:

1. Conduct planning.
2. Infiltrate area.
3. Confirm target.
4. Control target.
5. Conduct turnover.
6. Conduct extract.
7. Conduct debriefs.

PREREQUISITE EVENTS:

RECN-C2-4005	RECN-COMM-4001	RECN-GRND-4002
RECN-GRND-4003	RECN-GRND-4004	RECN-GRND-4006
RECN-GRND-4007	RECN-GRND-4019	RECN-GRND-4020
RECN-GRND-4021	RECN-GRND-4022	RECN-GRND-4026
RECN-INTL-4001	RECN-MED-4001	RECN-PLAN-4001
RECN-PLAN-4002	RECN-PLAN-4006	RECN-SPIE-4001
RECN-SURV-4001		

RELATED EVENTS:

RECN-C2-2403	RECN-COLL-2406	RECN-COLL-2408
RECN-COLL-2411	RECN-COLL-2414	RECN-COLL-2417
RECN-COLL-2419	RECN-COLL-2420	RECN-COLL-2424
RECN-COMM-2402	RECN-GRND-2401	RECN-INTL-2406
RECN-INTL-2407	RECN-MED-2001	RECN-PLAN-2401
RECN-PLAN-2412	RECN-PLAN-2413	RECN-PLAN-2414
RECN-SURV-2401	RECN-SURV-2402	RECN-SURV-2403

REFERENCES:

1. FM 3-05.204 Special Forces Special Reconnaissance
2. FM 3-05.220 Special Forces Advanced Special Operations (S\NF)
3. MCWP 2-25 Ground Reconnaissance Operations
4. MCWP 3-11.3 Scouting and Patrolling
5. MCWP 3-15.3 Scout Sniping
6. SH 21-76 Ranger Handbook

SUPPORT REQUIREMENTS:

RANGE/TRAINING AREA:

Facility Code 17410 Maneuver/Training Area, Light Forces
Facility Code 17730 Fire And Movement Range
Facility Code 17961 Combat In Cities Facility
Facility Code 17962 MOUT Collective Training Facility (Small)

AIRCRAFT: Rotary Wing: AH-1, UH-1, CH-46, CH-53, CH-47, MV-22, UH- 60
Fixed Wing: AV8B, F18, AC130, A10, KC130, MC130UAV: Predator, Raven,
WASP.

ROOMS/BUILDINGS: All or one of the following: Forward Operating Base;
Isolation facility for mission prep.

MISCELLANEOUS:

SPECIAL PERSONNEL CERTS: HRST; RSO; SIO; FAC; TACP; JTAC; and Sniper.

RECON T&R MANUAL

CHAPTER 5

5000-LEVEL COLLECTIVE EVENTS

	<u>PARAGRAPH</u>	<u>PAGE</u>
INDEX OF COLLECTIVE EVENTS	5000	5-2
5000-LEVEL EVENTS.	5001	5-4

RECON T&R MANUAL

CHAPTER 5

5000-LEVEL COLLECTIVE EVENTS

5000. INDEX OF COLLECTIVE EVENTS

EVENT CODE	E-CODED	EVENT	PAGE
RECN-AMPH-5001	Y	Conduct Amphibious Reconnaissance	5-4
RECN-AMPH-5002		Conduct small craft movement	5-5
RECN-AMPH-5003		Conduct over the horizon operation	5-6
RECN-AMPH-5004		Conduct a clandestine landing/withdrawal	5-7
RECN-AMPH-5005		Conduct a beach survey	5-9
RECN-AMPH-5006		Conduct a platoon hydrographic survey	5-10
RECN-AMPH-5007		Establish a Beach Landing Site	5-11
RECN-AMPH-5008		Conduct an underwater search	5-13
RECN-AMPH-5009		Conduct mounted/dismounted engagements	5-14
RECN-C2-5001	Y	Deploy to the Operational Area	5-16
RECN-C2-5002	Y	Prepare supplies, equipment, and vehicles for embarkation	5-16
RECN-C2-5003	Y	Establish and Operate a Reconnaissance Operations Center (ROC)	5-17
RECN-C2-5004		Conduct small unit training	5-18
RECN-C2-5005		Conduct Live Fire Range Operations	5-19
RECN-C2-5006		Conduct an after action review	5-21
RECN-COLL-5001		Conduct Area Assessment	5-21
RECN-COMM-5001	Y	Establish communications	5-22
RECN-DEMO-5001		Employ Demolitions in support of Offensive Operations	5-23
RECN-DEMO-5002		Employ Demolitions in support of Defensive Operations	5-24
RECN-GRND-5001	Y	Conduct Ground Reconnaissance	5-25
RECN-GRND-5002		Conduct Operations in Special Terrain	5-26
RECN-GRND-5003		Move in a Denied Area	5-27
RECN-GRND-5004		Conduct a patrol	5-28
RECN-GRND-5005		Execute immediate actions upon contact with the enemy	5-29
RECN-GRND-5006		Conduct a vehicle patrol	5-31
RECN-GRND-5007		Conduct a mounted patrol	5-32
RECN-GRND-5008		Execute Mounted immediate actions upon contact with the enemy	5-33
RECN-GRND-5009		Conduct self assisted mobility recovery	5-35
RECN-GRND-5010		Conduct Area Reconnaissance	5-36
RECN-GRND-5011		Conduct Zone Reconnaissance	5-37
RECN-GRND-5012		Conduct Route Reconnaissance	5-39
RECN-GRND-5013		Conduct Structural Survey/Reconnaissance	5-40
RECN-GRND-5014		Conduct Geographic Reconnaissance	5-41

RECN-GRND-5015		Conduct Post Strike Reconnaissance	5-43
RECN-GRND-5016		Conduct Meteorological Reconnaissance	5-44
RECN-GRND-5017		Conduct offensive operations	5-45
RECN-GRND-5018		Conduct defensive operations	5-47
RECN-GRND-5019		Establish and Operate a Patrol Base	5-47
RECN-GRND-5020		Establish and Operate a Laager Site	5-48
RECN-GRND-5021		Initiate Evasion	5-49
RECN-GRND-5022		Conduct tracking operations	5-50
RECN-GRND-5023		Conduct a link up	5-51
RECN-GRND-5024		Establish a Helicopter Landing Site	5-52
RECN-GRND-5025		Establish a Drop Zone	5-52
RECN-GRND-5026		Conduct sensor implant and recovery	5-53
RECN-GRND-5027		Cross a horizontal obstacle	5-54
RECN-GRND-5028		Cross a Vertical Obstacle	5-55
RECN-GRND-5029		Move through a built-up area	5-56
RECN-GRND-5030		Conduct hasty personnel/vehicle checkpoint operations	5-57
RECN-GRND-5031		Process detainees	5-58
RECN-INTL-5001		Provide Level II Intelligence Reports	5-59
RECN-MED-5001		Process Casualties	5-60
RECN-PLAN-5001	Y	Conduct Deliberate Planning	5-61
RECN-PLAN-5002	Y	Conduct Crisis Action Planning	5-62
RECN-PLAN-5003		Conduct Fire Support Coordination	5-63
RECN-PLAN-5004		Coordinate Combat Support	5-63
RECN-PLAN-5005		Conduct Operational Security	5-64
RECN-PLAN-5006		Adapt Force Protection Posture to Operational Environment	5-65
RECN-RAID-5001		Conduct Specialized Raid	5-65
RECN-RAID-5002		Conduct an assault	5-68
RECN-RAID-5003		Provide Support to a raid	5-69
RECN-RAID-5004		Provide Security for a raid	5-70
RECN-RAID-5005		Conduct Sensitive Site Exploitation (SSE)	5-71
RECN-RAID-5006		Employ a Military Working Dog (MWD) Team	5-72
RECN-SHAP-5001	Y	Conduct Battlespace Shaping Operations	5-72
RECN-SHAP-5002		Conduct Sniper operations in Support of Reconnaissance	5-75
RECN-SHAP-5003		Conduct Sniper Operations in Support of a Raid	5-76
RECN-SHAP-5004		Conduct Sniper Operations in support of vehicle interdiction	5-77
RECN-SHAP-5005		Conduct Counter Sniper Operations	5-78
RECN-SHAP-5006		Conduct Hunter/Killer Operations	5-79
RECN-SHAP-5007		Conduct an Ambush	5-82
RECN-SPIE-5001	Y	Conduct Specialized Insertion and/or Extraction	5-85
RECN-SPIE-5002		Conduct Helicopter Operations	5-86
RECN-SPIE-5003		Conduct HRST Operations	5-87
RECN-SPIE-5004		Conduct Static Line Parachute Operations	5-88
RECN-SPIE-5005		Conduct a High Altitude Low Opening (HALO) parachute insertion	5-89
RECN-SPIE-5006		Conduct a High Altitude High Opening (HAHO) parachute insertion	5-90
RECN-SPIE-5007		Conduct an intentional water parachute insertion	5-91

RECN-SPIE-5008		Conduct Surface Vessel Deployment and Recovery Operations	5-93
RECN-SPIE-5009		Conduct Small Craft Aerial Deployment Operations	5-93
RECN-SPIE-5010		Conduct Open Circuit Diving Operations	5-95
RECN-SPIE-5011		Conduct a Sub-surface Infiltration/Exfiltration	5-96
RECN-SPIE-5012		Conduct Submarine Deployment Operations	5-97
RECN-SURV-5001		Conduct Surveillance Operations	5-98

5001. 5000-LEVEL EVENTS

RECN-AMPH-5001: Conduct Amphibious Reconnaissance

SUPPORTED MET(S): 4

EVALUATION-CODED: YES

SUSTAINMENT INTERVAL: 12 months

DESCRIPTION: This task provides the procedure for conducting amphibious reconnaissance in order to plan, coordinate, and conduct pre-landing hydrographic surveys of planned beaches, landing sites, and ports to determine ability to support amphibious operations. This task includes providing a Confirmatory Beach Report to the supported commander and conducting surveys of rivers to support river crossings and other riverine operations.

CONDITION: Given a mission, all required personnel, and C4I-related infrastructure and equipment.

STANDARD: By planning, rehearsing, inspecting, inserting, confirming, and conducting amphibious reconnaissance.

EVENT COMPONENTS:

1. Conduct planning.
2. Conduct movement.
3. Conduct mission.
4. Conduct extract.
5. Conduct debriefs.

PREREQUISITE EVENTS:

RECN-AMPH-5002	RECN-AMPH-5003	RECN-AMPH-5004
RECN-AMPH-5005	RECN-AMPH-5006	RECN-AMPH-5007
RECN-AMPH-5008	RECN-AMPH-5009	RECN-C2-5006
RECN-COLL-5001	RECN-COMM-5001	RECN-GRND-5002
RECN-GRND-5003	RECN-INTL-5001	RECN-MED-5001
RECN-PLAN-5001	RECN-PLAN-5002	RECN-SPIE-5001
RECN-SURV-5001		

CHAINED EVENTS: RECN-AMPH-4001

RELATED EVENTS:

RECN-AMPH-2501	RECN-C2-2501	RECN-C2-2510
RECN-COLL-2502	RECN-COLL-2503	RECN-COLL-2504
RECN-COLL-2505	RECN-COLL-2509	RECN-COLL-2517

RECN-COLL-2521	RECN-COLL-2523	RECN-COMM-2501
RECN-GRND-2502	RECN-GRND-2504	RECN-INTL-2501
RECN-INTL-2509	RECN-INTL-2510	RECN-MED-2501
RECN-PLAN-2501	RECN-PLAN-2502	RECN-SPIE-2501

REFERENCES:

1. BOWDITCH American Practical Navigator
2. COMDINST MI6114.5A U. S. Coast Guard Boat Crew Seamanship Manual
3. MCRP 3-11.3A Special Forces Waterborne Operations (TC 31-25)
4. MCWP 2-25 Ground Reconnaissance Operations
5. TM 09665A-13&P/1-1 Operation and Maintenance of the Combat Rubber Reconnaissance Craft

SUPPORT REQUIREMENTS:

RANGE/TRAINING AREA:

Facility Code 17411 Maneuver/Training Area, Amphibious Forces
Facility Code 17440 Personnel/Equipment Drop Zone

EQUIPMENT: Surface/subsurface/aviation launch and recovery platform.

MISCELLANEOUS:

ADMINISTRATIVE INSTRUCTIONS: This type of training is classified as high risk training, refer to OPNAVINST 1500.75.

SPECIAL PERSONNEL CERTS: Coxswain, Safety Swimmers, Appropriate certified range safety and medical personnel.

RECN-AMPH-5002: Conduct small craft movement

SUPPORTED MET(S): None

EVALUATION-CODED: NO

SUSTAINMENT INTERVAL: 12 months

CONDITION: Given a recon platoon, organic amphibious equipment, an appropriate situation and mission.

STANDARD: By arriving at the assigned destination and in accordance with the commander's intent.

EVENT COMPONENTS:

1. Plan and prepare for small craft movement.
2. Conduct appropriate movement techniques.
3. Execute appropriate emergency procedures as required (e.g. man overboard, capsized boat, towing procedures, engine failure).

PREREQUISITE EVENTS:

RECN-AMPH-5009	RECN-C2-5006	RECN-COMM-5001
RECN-GRND-5002	RECN-PLAN-5001	RECN-PLAN-5002

CHAINED EVENTS: RECN-AMPH-4002

RELATED EVENTS:

RECNC2-2501	RECNC2-2510	RECNCOMM-2501
RECNGRND-2502	RECNGRND-2504	RECPLAN-2502

REFERENCES:

1. BOWDITCH American Practical Navigator
2. COMDINST MI6114.5A U. S. Coast Guard Boat Crew Seamanship Manual
3. MCRP 3-11.3A Special Forces Waterborne Operations (TC 31-25)
4. MCWP 2-25 Ground Reconnaissance Operations
5. TM 09665A-13&P/1-1 Operation and Maintenance of the Combat Rubber Reconnaissance Craft

SUPPORT REQUIREMENTS:

RANGE/TRAINING AREA:

Facility Code 17411 Maneuver/Training Area, Amphibious Forces
Facility Code 17440 Personnel/Equipment Drop Zone

EQUIPMENT: Surface/subsurface/aviation launch and recovery platform.

MISCELLANEOUS:

ADMINISTRATIVE INSTRUCTIONS: This type of training is classified as high risk training, refer to OPNAVINST 1500.75.

SPECIAL PERSONNEL CERTS: Coxswain, Safety Swimmers, Appropriate certified range safety and medical personnel.

RECNCAMPH-5003: Conduct over the horizon operation

SUPPORTED MET(S): None

EVALUATION-CODED: NO **SUSTAINMENT INTERVAL:** 12 months

DESCRIPTION: This task provides the procedure for executing a navigation plan by conducting a movement from a position over the horizon to the intended beach landing site (BLS).

CONDITION: Given a recon platoon, a mission, launch platform, an insertion craft, all required personnel, required equipment, and an IP more than 25 nautical miles from the BLS.

STANDARD: By planning and conducting a movement from a vessel and arriving at the assigned BLS within 1/10th of a nautical mile.

EVENT COMPONENTS:

1. Plan and prepare for over the horizon small craft movement.
2. Effect launch.
3. Commence OTH movement.
4. Conduct appropriate movement techniques.
5. Maintain communications.
6. Navigate at sea.

7. Execute appropriate emergency procedures as required. (e.g. man overboard, capsized boat, towing procedures, engine failure)
8. Execute mission.
9. Conduct recovery.

PREREQUISITE EVENTS:

RECN-AMPH-5002	RECN-C2-5006	RECN-COMM-5001
RECN-GRND-5002	RECN-GRND-5003	RECN-PLAN-5001
RECN-PLAN-5002	RECN-SPIE-5008	RECN-SPIE-5009

CHAINED EVENTS: RECN-AMPH-4003

RELATED EVENTS:

RECN-AMPH-2502	RECN-C2-2501	RECN-COMM-2501
RECN-GRND-2502	RECN-GRND-2506	RECN-PLAN-2501
RECN-PLAN-2502	RECN-PLAN-2508	RECN-PLAN-2510
RECN-PLAN-2511	RECN-PLAN-2514	RECN-SPIE-2501

REFERENCES:

1. BOWDITCH American Practical Navigator
2. COMDINST MI6114.5A U. S. Coast Guard Boat Crew Seamanship Manual
3. MCRP 3-11.3A Special Forces Waterborne Operations (TC 31-25)
4. MCWP 2-25 Ground Reconnaissance Operations
5. TM 09665A-13&P/1-1 Operation and Maintenance of the Combat Rubber Reconnaissance Craft

SUPPORT REQUIREMENTS:

RANGE/TRAINING AREA:

Facility Code 17411 Maneuver/Training Area, Amphibious Forces
Facility Code 17440 Personnel/Equipment Drop Zone

EQUIPMENT: Surface/subsurface/aviation launch and recovery platform

MISCELLANEOUS:

ADMINISTRATIVE INSTRUCTIONS: This type of training is classified as high risk training, refer to OPNAVINST 1500.75.

SPECIAL PERSONNEL CERTS: Coxswain, Safety Swimmers, Appropriate certified range safety and medical personnel.

RECN-AMPH-5004: Conduct a clandestine landing/withdrawal

SUPPORTED MET(S): None

EVALUATION-CODED: NO

SUSTAINMENT INTERVAL: 12 months

DESCRIPTION: This task provides the procedure for reconnaissance operations requiring clandestine landing and/or withdrawal using surface swimming, combat diving, or small craft.

CONDITION: Given a recon platoon, a mission, launch platform, all required personnel, and equipment.

STANDARD: By transporting all personnel and equipment through the surf-zone in all weather conditions.

EVENT COMPONENTS:

1. Plan and prepare for a clandestine amphibious landing/withdrawal.
2. Conduct movement.
3. Execute appropriate emergency procedures as required. (e.g. man overboard, capsized boat, towing procedures, engine failure)
4. Deploy scout swimmers, as required.
5. Conduct a reconnaissance of the BLS.
6. Signal and conduct ITG for main landing force, as required.
7. Land at BLS.
8. Cache equipment and small craft, as required.
9. Conduct mission.
10. Conduct follow on missions as required.
11. Recover and launch small craft, as required.
12. Conduct exfiltration.

PREREQUISITE EVENTS:

REC-AMPH-5002	REC-AMPH-5003	REC-AMPH-5009
REC-C2-5006	REC-COMM-5001	REC-GRND-5002
REC-GRND-5003	REC-GRND-5023	REC-MED-5001
REC-PLAN-5001	REC-PLAN-5002	REC-SPIE-5001

RELATED EVENTS:

REC-AMPH-2503	REC-C2-2501	REC-COMM-2501
REC-GRND-2502	REC-GRND-2504	REC-GRND-2506
REC-MED-2501	REC-PLAN-2502	REC-PLAN-2510
REC-PLAN-2514	REC-SPIE-2501	

REFERENCES:

1. BOWDITCH American Practical Navigator
2. COMDINST MI6114.5A U. S. Coast Guard Boat Crew Seamanship Manual
3. MCRP 2-12A Reconnaissance Reports Guide
4. MCRP 3-11.3A Special Forces Waterborne Operations (TC 31-25)
5. MCWP 2-25 Ground Reconnaissance Operations
6. TM 09665A-13&P/1-1 Operation and Maintenance of the Combat Rubber Reconnaissance Craft

SUPPORT REQUIREMENTS:

RANGE/TRAINING AREA:

Facility Code 17411 Maneuver/Training Area, Amphibious Forces
Facility Code 17440 Personnel/Equipment Drop Zone

EQUIPMENT: Surface/subsurface/aviation launch and recovery platform

MISCELLANEOUS:

ADMINISTRATIVE INSTRUCTIONS: This type of training is classified as high risk training, refer to OPNAVINST 1500.75.

SPECIAL PERSONNEL CERTS: Coxswain, Safety Swimmers, Appropriate certified range safety and medical personnel.

REC-AMPH-5005: Conduct a beach survey

SUPPORTED MET(S): None

EVALUATION-CODED: NO

SUSTAINMENT INTERVAL: 12 months

DESCRIPTION: This task provides the procedure for conducting amphibious reconnaissance in order to plan, coordinate, and conduct pre-landing hydrographic surveys of planned beaches, landing sites, and ports to determine ability to support amphibious operations.

CONDITION: Given a recon platoon, a mission, launch platform, all required personnel, and equipment.

STANDARD: By collecting required information identified in a beach survey format.

EVENT COMPONENTS:

1. Plan and prepare for a beach survey.
2. Conduct movement.
3. Establish security.
4. Survey the beach and determine its characteristics.
5. Photograph, video, and sketch the beach, as required.
6. Determine the beach gradient.
7. Take soil samples of a beach.
8. Complete a beach survey report.
9. Transmit report via radio, as required.
10. Exfiltrate.

PREREQUISITE EVENTS:

REC-AMPH-5003	REC-AMPH-5004	REC-COLL-5001
REC-COMM-5001	REC-GRND-5002	REC-GRND-5003
REC-GRND-5004	REC-GRND-5010	REC-GRND-5016
REC-GRND-5019	REC-GRND-5023	REC-INTL-5001
REC-PLAN-5001	REC-PLAN-5002	REC-SPIE-5001
REC-SURV-5001		

CHAINED EVENTS: REC-AMPH-4006

RELATED EVENTS:

REC-AMPH-2504	REC-C2-2501	REC-C2-2510
REC-COLL-2502	REC-COLL-2521	REC-COLL-2523
REC-COMM-2501	REC-GRND-2502	REC-GRND-2503
REC-GRND-2507	REC-INTL-2501	REC-INTL-2509
REC-INTL-2510	REC-PLAN-2501	REC-PLAN-2502
REC-PLAN-2516	REC-SPIE-2501	REC-SURV-2501

REFERENCES:

1. BOWDITCH American Practical Navigator

2. COMDINST MI6114.5A U. S. Coast Guard Boat Crew Seamanship Manual
3. MCRP 2-12A Reconnaissance Reports Guide
4. MCRP 3-11.3A Special Forces Waterborne Operations (TC 31-25)
5. MCWP 2-25 Ground Reconnaissance Operations
6. TM 09665A-13&P/1-1 Operation and Maintenance of the Combat Rubber Reconnaissance Craft

SUPPORT REQUIREMENTS:

RANGE/TRAINING AREA:

Facility Code 17411 Maneuver/Training Area, Amphibious Forces
Facility Code 17440 Personnel/Equipment Drop Zone

EQUIPMENT: Surface/subsurface/aviation launch and recovery platform

MISCELLANEOUS:

ADMINISTRATIVE INSTRUCTIONS: This type of training is classified as high risk training, refer to OPNAVINST 1500.75.

SPECIAL PERSONNEL CERTS: Coxswain, Safety Swimmers, Appropriate certified range safety and medical personnel.

RECN-AMPH-5006: Conduct a platoon hydrographic survey

SUPPORTED MET(S): None

EVALUATION-CODED: NO

SUSTAINMENT INTERVAL: 12 months

DESCRIPTION: This task provides the procedure for conducting amphibious reconnaissance in order to plan, coordinate, and conduct pre-landing hydrographic surveys of planned beaches, landing sites, and ports to determine ability to support amphibious operations.

CONDITION: Given a recon platoon, a mission, launch platform, all required personnel, and equipment.

STANDARD: By collecting information sufficient to constructing a hydrographic survey sketch.

EVENT COMPONENTS:

1. Plan and prepare for a hydrographic survey.
2. Conduct movement.
3. Deploy the scout swimmer element, as required.
4. Establish security, as required.
5. Deploy dive team(s), as required.
6. Conduct underwater search, as required.
7. Gather information on obstacles.
8. Gather information on the hydrographic conditions.
9. Exfiltrate.

PREREQUISITE EVENTS:

RECN-AMPH-5002	RECN-AMPH-5003	RECN-AMPH-5008
RECN-COLL-5001	RECN-COMM-5001	RECN-GRND-5002
RECN-GRND-5003	RECN-GRND-5004	RECN-GRND-5010
RECN-GRND-5014	RECN-GRND-5016	RECN-GRND-5026
RECN-INTL-5001	RECN-PLAN-5001	RECN-SPIE-5001

RELATED EVENTS:

RECN-AMPH-2505	RECN-AMPH-2507	RECN-C2-2501
RECN-C2-2510	RECN-COLL-2502	RECN-COLL-2504
RECN-COLL-2521	RECN-COLL-2523	RECN-COMM-2501
RECN-GRND-2502	RECN-GRND-2503	RECN-INTL-2501
RECN-INTL-2509	RECN-INTL-2510	RECN-PLAN-2501
RECN-PLAN-2502	RECN-PLAN-2516	RECN-SPIE-2501

REFERENCES:

1. BOWDITCH American Practical Navigator
2. COMDINST MI6114.5A U. S. Coast Guard Boat Crew Seamanship Manual
3. MCRP 2-12A Reconnaissance Reports Guide
4. MCRP 3-11.3A Special Forces Waterborne Operations (TC 31-25)
5. MCWP 2-25 Ground Reconnaissance Operations
6. TM 09665A-13&P/1-1 Operation and Maintenance of the Combat Rubber Reconnaissance Craft

SUPPORT REQUIREMENTS:

RANGE/TRAINING AREA:

Facility Code 17411 Maneuver/Training Area, Amphibious Forces
Facility Code 17440 Personnel/Equipment Drop Zone

EQUIPMENT: Surface/subsurface/aviation launch and recovery platform

MISCELLANEOUS:

ADMINISTRATIVE INSTRUCTIONS: This type of training is classified as high risk training, refer to OPNAVINST 1500.75.

SPECIAL PERSONNEL CERTS: Coxswain, Safety Swimmers, Appropriate certified range safety and medical personnel.

RECN-AMPH-5007: Establish a Beach Landing Site

SUPPORTED MET(S): None

EVALUATION-CODED: NO

SUSTAINMENT INTERVAL: 12 months

DESCRIPTION: This task provides the procedure to provide initial terminal guidance (ITG) to assault support craft prior to the arrival of the supported unit.

CONDITION: Given a recon platoon, a mission, launch platform, all required personnel, and equipment.

STANDARD: By establishing communications, and providing initial terminal guidance (ITG) to assault support craft prior to the arrival of the supported unit.

EVENT COMPONENTS:

1. Plan and prepare to establish a beach landing site.
2. Conduct movement.
3. Select the landing site.
4. Establish security for the landing site.
5. Establish communications, as required.
6. Mark or remove of all obstacles or debris on the landing site, as required.
7. Mark the landing site.
8. Establish communications with the craft.
9. Transmit current landing site conditions.
10. Locate the craft.
11. Guide the craft into the landing site.

PREREQUISITE EVENTS:

REC-AMPH-5003	REC-AMPH-5004	REC-COLL-5001
REC-COMM-5001	REC-GRND-5002	REC-GRND-5003
REC-GRND-5004	REC-GRND-5010	REC-GRND-5012
REC-GRND-5014	REC-GRND-5016	REC-GRND-5019
REC-GRND-5023	REC-INTL-5001	REC-PLAN-5001
REC-PLAN-5002	REC-SPIE-5001	REC-SURV-5001

CHAINED EVENTS: REC-AMPH-4008

RELATED EVENTS:

REC-AMPH-2506	REC-C2-2501	REC-C2-2510
REC-COLL-2502	REC-COLL-2505	REC-COLL-2509
REC-COLL-2521	REC-COLL-2523	REC-COMM-2501
REC-COMM-2502	REC-COMM-2503	REC-GRND-2507
REC-INTL-2501	REC-INTL-2509	REC-INTL-2510
REC-PLAN-2501	REC-PLAN-2502	REC-PLAN-2516
REC-SPIE-2501	REC-SURV-2501	REC-SURV-2502

REFERENCES:

1. BOWDITCH American Practical Navigator
2. COMDINST MI6114.5A U. S. Coast Guard Boat Crew Seamanship Manual
3. MCRP 2-12A Reconnaissance Reports Guide
4. MCRP 3-11.3A Special Forces Waterborne Operations (TC 31-25)
5. MCWP 2-25 Ground Reconnaissance Operations
6. MCWP 3-13 Employment of Amphibious Assault Vehicles
7. TM 09665A-13&P/1-1 Operation and Maintenance of the Combat Rubber Reconnaissance Craft

SUPPORT REQUIREMENTS:

RANGE/TRAINING AREA:

Facility Code 17411 Maneuver/Training Area, Amphibious Forces
Facility Code 17440 Personnel/Equipment Drop Zone

EQUIPMENT: Surface/subsurface/aviation launch and recovery platform

MISCELLANEOUS:

ADMINISTRATIVE INSTRUCTIONS: This type of training is classified as high risk training, refer to OPNAVINST 1500.75.

SPECIAL PERSONNEL CERTS: Coxswain, Safety Swimmers, Appropriate certified range safety and medical personnel

RECN-AMPH-5008: Conduct an underwater search

SUPPORTED MET(S): None

EVALUATION-CODED: NO **SUSTAINMENT INTERVAL:** 12 months

DESCRIPTION: This task provides the procedures to conduct diving operations in support of data collection and for recovery of personnel and equipment utilizing dive equipment.

CONDITION: Given a recon platoon, a mission that requires an underwater search, launch platform, all required personnel, and equipment.

STANDARD: To satisfy higher commands information requirement(s).

EVENT COMPONENTS:

1. Plan and prepare to conduct an underwater search.
2. Conduct dive brief.
3. Conduct movement.
4. Don equipment.
5. Receive dive supervisor personnel inspections.
6. Insert at dive point.
7. Conduct a hull search, as required.
8. Conduct a jack stay search, as required.
9. Conduct a circle line search, as required.
10. Conduct a pier search, as required.
11. Communicate while underwater, as required.
12. Surface.
13. Report findings to diving supervisor.

PREREQUISITE EVENTS:

RECN-AMPH-5002	RECN-COMM-5001	RECN-GRND-5010
RECN-PLAN-5001		

CHAINED EVENTS: RECN-AMPH-4009

RELATED EVENTS:

RECN-AMPH-2507	RECN-C2-2501	RECN-COMM-2501
RECN-PLAN-2501	RECN-PLAN-2502	RECN-SPIE-2501

REFERENCES:

1. MCO 3150.4 Diving Policy and Administration
2. MCRP 3-11.3A Special Forces Waterborne Operations (TC 31-25)
3. MCRP 3-35.9A Multi-Service Tactics, Techniques, and Procedures for

- military diving operations
4. MCWP 2-25 Ground Reconnaissance Operations
 5. SS521-AG-PRO-010 United States Navy Dive Manual

SUPPORT REQUIREMENTS:

RANGE/TRAINING AREA:

Facility Code 17411 Maneuver/Training Area, Amphibious Forces
Facility Code 17440 Personnel/Equipment Drop Zone

EQUIPMENT: Surface/subsurface/aviation launch and recovery platform

MISCELLANEOUS:

ADMINISTRATIVE INSTRUCTIONS: This type of training is classified as high risk training, refer to OPNAVINST 1500.75.

SPECIAL PERSONNEL CERTS: 1. Participants in this event must be current divers. 2. Current Dive Supervisor.

RECN-AMPH-5009: Conduct mounted/dismounted engagements

SUPPORTED MET(S): None

EVALUATION-CODED: NO

SUSTAINMENT INTERVAL: 12 months

CONDITION: Given a recon platoon, a mission, a launch platform, all required personnel, and equipment.

STANDARD: By eliminating the threat and/or breaking contact.

EVENT COMPONENTS:

1. Mounted/dismounted unit conducts battle drills appropriate to given tactical situation.
2. Unit counters enemy engagement.
3. Unit utilizes fire support in accordance with fire support plan, utilizing all assets available.
4. Unit conducts immediate action drill appropriate to given tactical situation. Response is sufficient to gain fire superiority facilitating maneuver on or breaking contact with the enemy.
5. Medical Evacuations, whether ground or air, are identified and coordinated with higher.

PREREQUISITE EVENTS:

RECN-C2-5005	RECN-C2-5006	RECN-GRND-5005
RECN-GRND-5008	RECN-GRND-5031	RECN-MED-5001
RECN-PLAN-5001	RECN-PLAN-5002	RECN-PLAN-5003

CHAINED EVENTS: RECN-AMPH-4010

RELATED EVENTS:

RECN-C2-2501	RECN-C2-2507	RECN-C2-2508
--------------	--------------	--------------

RECN-C2-2510
RECN-MED-2501

RECN-GRND-2504
RECN-PLAN-2502

RECN-GRND-2519
RECN-WPNS-2501

REFERENCES:

1. Local Range Regulations
2. Unit Standard Operating Procedures (SOP)
3. FM 31-23 SPECIAL FORCES MOUNTED OPERATIONS TACTICS, TECHNIQUES, AND PROCEDURES
4. MCRP 2-25A Reconnaissance Reports Guide
5. MCWP 2-25 Ground Reconnaissance Operations
6. MCWP 3-11.2 Marine Rifle Squad
7. MCWP 3-11.3 Scouting and Patrolling
8. MCWP 3-15.1 Machineguns and Machinegun Gunnery
9. MCWP 3-16.6 Supporting Arms Observer, Spotter and Controller

SUPPORT REQUIREMENTS:

ORDNANCE:

<u>DODIC</u>	<u>Quantity</u>
A059 Cartridge, 5.56mm Ball M855 10/Clip	480 round per weapon
A063 Cartridge, 5.56mm Tracer M856 Single	160 rounds per weapon
A064 Cartridge, 5.56mm 4 Ball M855/1 Trac	1600 rounds per weapon
A075 Cartridge, 5.56mm Blank M200 Linked	1600 cartridges per weapon
A080 Cartridge, 5.56mm Blank M200 Single	480 cartridges per weapon
A131 Cartridge, 7.62mm 4 Ball M80/1 Trace	4000 rounds per weapon
A576 Cartridge, Caliber .50 4 API M8/1 AP	4000 rounds per weapon
B508 Cartridge, 40mm Green Smoke Ground M	16 grenades per weapon
B509 Cartridge, 40mm Yellow Smoke Ground	16 grenades per weapon
B542 Cartridge, 40mm HEDP M430/M430A1 Lin	160 grenades per weapon
B546 Cartridge, 40mm HEDP M433	40 grenades per weapon
G811 Grenade, Hand Practice Body M69	2 grenades per Marine
G878 Fuze, Hand Grenade Practice M228	4 fuze per Marine
G881 Grenade, Hand Fragmentation M67	2 grenades per Marine
G930 Grenade, Hand Smoke HC AN-M8	8 grenades per Marine
G940 Grenade, Hand Green Smoke M18	16 grenades per Team
G945 Grenade, Hand Yellow Smoke M18	16 grenades per Team
G950 Grenade, Hand Red Smoke M18	16 grenades per Team
L305. SIGNAL , ILLUM GRN STAR PARA M19A1/A	16 flares per Team
L307 Signal, Illumination Ground White St	16 flares per Team
L311 Signal, Illumination Ground Red Star	16 flares per Team
L312 Signal, Illumination Ground White St	16 flares per Team
L314 Signal, Illumination Ground Green St	16 flares per Team

RANGE/TRAINING AREA:

Facility Code 17410 Maneuver/Training Area, Light Forces
Facility Code 17411 Maneuver/Training Area, Amphibious Forces
Facility Code 17430 Impact Area Dudded
Facility Code 17581 Machine Gun Field Fire Range
Facility Code 17710 Multipurpose Training Range (MPTR)

EQUIPMENT: Surface/subsurface/aviation launch and recovery platform

OTHER SUPPORT REQUIREMENTS: 1. Crew-Served Weapons (as required): HMG, MMG, MK-19. 2. Optics Devices: Day, Night, and Thermal. 3.

Navigational Aids. 4. Live fire and maneuver range. 5. Mobility platform(s).

MISCELLANEOUS:

ADMINISTRATIVE INSTRUCTIONS: A080, A075 and B518 can be used as training substitutes.

SPECIAL PERSONNEL CERTS: Coxswain, Safety Swimmers, Appropriate certified range safety and medical personnel.

REC�-C2-5001: Deploy to the Operational Area

SUPPORTED MET(S): 1

EVALUATION-CODED: YES

SUSTAINMENT INTERVAL: 12 months

DESCRIPTION: This task describes the procedures to move units and their systems from one position to another in order to gain a position of advantage over or avoid a position of disadvantage with respect to an enemy.

CONDITION: Given a mission with operational/strategic significance, in a hostile, politically sensitive or denied environment and possessing all required personnel, required external support and equipment, and C4I-related infrastructure and equipment.

STANDARD: By arriving at the area of operations with all mission-essential personnel while maintaining operational security.

EVENT COMPONENTS:

1. Conduct Pre-deployment activities.
2. Conduct the Pre-deployment Site Survey (PDSS), as required.
3. Conduct Operational Planning.
4. Conduct Logistical Planning.
5. Conduct deployment.

PREREQUISITE EVENTS:

REC�-C2-5002 REC�-PLAN-5001 REC�-PLAN-5002
REC�-PLAN-5006

CHAINED EVENTS: REC�-C2-4001

REFERENCES:

1. MCWP 2-25 Ground Reconnaissance Operations
2. MCWP 5-1 Marine Corps Planning Process (MCPPI)

REC�-C2-5002: Prepare supplies, equipment, and vehicles for embarkation

SUPPORTED MET(S): 1

EVALUATION-CODED: YES

SUSTAINMENT INTERVAL: 12 months

DESCRIPTION: Embarkation readiness includes having all materials to prepare gear and personnel for movement.

CONDITION: Given the materials required, prepare the platoons gear and equipment for embarkation.

STANDARD: By having the platoon ready for embarkation within the time allotted in the movement order and associated annexes.

EVENT COMPONENTS:

1. Identify embark requirements and provide input to embark planners for Time, Phased, Force Deployment Data (TPFDD) generation.
2. Ensure that all containers/boxes are serviceable.
3. Ensure that all containers/boxes have the proper tactical markings.
4. Submit request for pallet boards to the S-4, as required.
5. Submit request for packing lists envelopes to the S-4, as required.
6. Ensure pallets are serviceable.
7. Submit request for banding material to the S-4, as required.
8. Submit request for waterproofing materials to the S-4, as required.
9. Ensure vehicles are thoroughly clean.
10. Ensure lashing materials (cargo straps) to secure mobile loads are available (coordinate with the Motor Transport Section).
11. Ensure fuel and water cans are available from Supply and MT section.
12. Submit request for embarkation placards to the S-4, as required.
13. Submit request for vehicle shoring to the Motor Transport Section, as required.

PREREQUISITE EVENTS:

RECN-COMM-5001	RECN-DEMO-5002	RECN-MED-5001
RECN-PLAN-5001	RECN-PLAN-5002	RECN-PLAN-5005

CHAINED EVENTS: RECN-C2-4002

REFERENCES:

1. MCRP 4-11.3G Unit Embarkation Handbook
2. MCWP 2-25 Ground Reconnaissance Operations

SUPPORT REQUIREMENTS:

EQUIPMENT: Water proofing materials, packing lists, packing lists envelopes, Embarkation placards, Pallet boards, Vehicle shoring, Duct tape, Stencils, Spray paint, Color coded tags, Baggage tags, serialized bands

OTHER SUPPORT REQUIREMENTS: Personal gear (seabags, kit bags, issue packs) must be properly marked (color coded) as per guidance from higher HQ.

MISCELLANEOUS:

ADMINISTRATIVE INSTRUCTIONS: The S-4 will provide assistance and supervision throughout the process.

RECNC2-5003: Establish and Operate a Reconnaissance Operations Center (ROC)

SUPPORTED MET(S): 7

EVALUATION-CODED: YES

SUSTAINMENT INTERVAL: 12 months

DESCRIPTION: This task describes the procedures for establishment of a ROC to facilitate command and control, as well as facilitate information processing and exchange between employed forces and higher/adjacent/supported/subordinate units, following receipt of a mission tasking order.

CONDITION: Given a recon platoon and all required personnel and C4I-related infrastructure and equipment.

STANDARD: To control and provide support to forces, as well as receive, process and disseminate intelligence for use by higher, adjacent and supported units.

EVENT COMPONENTS:

1. Establish ROC.
2. Implement ROC SOP.
3. Establish Battle Rhythm.
4. Conduct planning.
5. Conduct Force Protection.
6. Task employed units.
7. Process information.
8. Disseminate information.
9. Support forces.

CHAINED EVENTS: RECNC2-2001

RELATED EVENTS:

RECNC2-2501	RECNC2-2502	RECNC2-2503
RECNC2-2504	RECNC2-2505	RECNCOMM-2501
RECNCINTL-2503	RECNCINTL-2504	RECNCINTL-2505
RECNCINTL-2506	RECNCINTL-2507	RECNCINTL-2508
RECNCINTL-2509	RECNCINTL-2510	RECNCINTL-2511
RECNCMED-2001		

REFERENCES:

1. FMFM 6-3 Marine Infantry Battalion
2. MCDP 1-0 Marine Corps Operations
3. MCRP 2-25A Reconnaissance Reports Guide
4. MCWP 2-25 Ground Reconnaissance Operations
5. MCWP 5-1 Marine Corps Planning Process (MCP)

SUPPORT REQUIREMENTS:

EQUIPMENT: C4 Suite.

RECN-C2-5004: Conduct small unit training

SUPPORTED MET(S): None

EVALUATION-CODED: NO

SUSTAINMENT INTERVAL: 12 months

CONDITION: Given a recon platoon, required external support and equipment, and a mission.

STANDARD: To ensure the individual and collective training tasks are performed to standard.

EVENT COMPONENTS:

1. Determine the task to be trained from the company training schedule.
2. Review the training standard.
3. Request the required resources from higher headquarters.
4. Prepare a training outline that explains how the training will be conducted.
5. Prepare the training area.
6. Assemble the platoon.
7. Explain the training standard.
8. Conduct a safety brief.
9. Conduct the instruction, in accordance with the training outline.
10. Evaluate the performance of the teams, in accordance with the training standard.
11. Remediate Marines that do not master the training standard.
12. Brief results of training to the Company Ops Chief and Company Cmdr.
13. Update individual training records.

PREREQUISITE EVENTS:

RECN-PLAN-5001 RECN-PLAN-5006

CHAINED EVENTS: RECN-C2-4003

RELATED EVENTS:

RECN-C2-2506	RECN-C2-2510	RECN-INTL-2502
RECN-PLAN-2502	RECN-PLAN-2506	RECN-PLAN-2519
RECN-PLAN-2521		

REFERENCES:

1. FM 25-10 Leaders Guide to Lane Training
 2. MCRP 3-0B How to Conduct Training
-

RECN-C2-5005: Conduct Live Fire Range Operations

SUPPORTED MET(S): None

EVALUATION-CODED: NO

SUSTAINMENT INTERVAL: 12 months

CONDITION: Given a recon platoon, required external support and equipment, and a mission.

STANDARD: By ensuring that marksmanship fundamentals and safety regulations are applied.

EVENT COMPONENTS:

1. Review range safety orders and regulations governing range operations.
2. Draw range safety diagrams and Safe Danger Zones (SDZ) for the designated range, as required.
3. Brief explosive handling procedures (transporting, storing, and disposal of excess class V(W).
4. Brief hazardous material protection methods.
5. Brief range operations.
6. Conduct range safety brief.
7. Brief Operational Risk Management (ORM) assessment.
8. Brief the pertinent information concerning training preparation of the designated range, class V (W) to be used, safety procedures, and draw safety diagrams to be briefed to the participants.
9. Ensure that required safety support is present (road guards, corpsman, RSO, etc).
10. Conduct live fire, as required.
11. Conduct after action review.

PREREQUISITE EVENTS:

RECNC2-5004 RECNCPLAN-5001 RECNCPLAN-5006

CHAINED EVENTS: RECNC2-4004

RELATED EVENTS:

RECNC2-2506 RECNC2-2507 RECNC2-2508
RECNC2-2509 RECNC2-2510 RECNCPLAN-2502
RECNCPLAN-2506 RECNCPLAN-2519 RECNCPLAN-2521
RECNCWPNS-2501

REFERENCES:

1. FM 5-250 Explosives and Demolitions
2. MCB and applicable Range Control SOP
3. MCO 3500.27__ Operational Risk Management (ORM)
4. MCRP 3-01A Rifle Marksmanship

SUPPORT REQUIREMENTS:

RANGE/TRAINING AREA:

Facility Code 17310 Range Operations Building
Facility Code 17502 Non-Standard Small Arms Range

UNITS/PERSONNEL: (1) RSO, (1) OIC, (1) Corpsmen and additional safety personnel as required.

MISCELLANEOUS:

ADMINISTRATIVE INSTRUCTIONS: RSO should review USMC Range Safety Pocket Guide Version 1.4 and have TMs for weapons used on hand.

SPECIAL PERSONNEL CERTS: Marine Net Range Safety Course (C1060120CA), and MCB Range Safety Officer Course.

RECN-C2-5006: Conduct an after action review

SUPPORTED MET(S): None

EVALUATION-CODED: NO SUSTAINMENT INTERVAL: 12 months

CONDITION: Given a recon platoon, a situation or event, and required resources.

STANDARD: By identifying lessons learned.

EVENT COMPONENTS:

1. Designate area for after action.
2. Lay out and account for all unit and individual equipment.
3. Discuss observations of personnel during event.
4. Engage all personnel for inputs.
5. Conduct after action following debriefing format.
6. Provide changes to original plans and overlays.
7. Make recommendations for changes to SOPs and TTPs.
8. Compile information obtained and submit to higher.

PREREQUISITE EVENTS:

RECN-C2-5004 RECN-C2-5005 RECN-INTL-5001

CHAINED EVENTS: RECN-C2-4005

RELATED EVENTS:

RECN-C2-2506 RECN-C2-2507 RECN-C2-2508
RECN-C2-2509 RECN-C2-2510 RECN-INTL-2510
RECN-WPNS-2501

REFERENCES:

1. MCRP 3-0B How to Conduct Training
2. MCWP 2-25 Ground Reconnaissance Operations

RECN-COLL-5001: Conduct Area Assessment

SUPPORTED MET(S): None

EVALUATION-CODED: NO SUSTAINMENT INTERVAL: 12 months

DESCRIPTION: This task provides the procedure for obtaining all available information about an area.

CONDITION: Given a recon platoon, a mission, all required personnel and C4I-related infrastructure and equipment.

STANDARD: By planning, rehearsing, inspecting, inserting, confirming, and conducting reconnaissance or surveillance.

EVENT COMPONENTS:

1. Conduct planning.

2. Conduct movement.
3. Confirm target.
4. Control target.
5. Conduct turnover.
6. Conduct extract.
7. Conduct debriefs.

PREREQUISITE EVENTS:

REC-GRND-5002	REC-GRND-5003	REC-GRND-5010
REC-GRND-5011	REC-GRND-5012	REC-GRND-5013
REC-GRND-5014	REC-GRND-5015	REC-GRND-5016
REC-INTL-5001	REC-PLAN-5001	REC-PLAN-5002
REC-PLAN-5006	REC-SURV-5001	

CHAINED EVENTS: REC-COLL-4001

RELATED EVENTS:

REC-C2-2501	REC-COLL-2501	REC-COLL-2503
REC-COLL-2506	REC-COLL-2509	REC-COLL-2515
REC-COLL-2516	REC-COLL-2522	REC-COLL-2523
REC-COLL-2524	REC-GRND-2502	REC-GRND-2509
REC-INTL-2501	REC-INTL-2509	REC-INTL-2510
REC-PLAN-2501	REC-PLAN-2516	REC-PLAN-2601
REC-SURV-2501		

REFERENCES:

1. FM 3-05.204 Special Forces Special Reconnaissance
2. FM 3-05.220 Special Forces Advanced Special Operations (S\NF)
3. MCRP 2-25A Reconnaissance Reports Guide
4. MCWP 2-25 Ground Reconnaissance Operations
5. MCWP 2-6 Counterintelligence
6. MCWP 3-13 Employment of Amphibious Assault Vehicles
7. MCWP 3-16.6 Supporting Arms Observer, Spotter and Controller
8. TC 31-16 Special Forces Preparation of the Environment (S\NF)

REC-COMM-5001: Establish communications

SUPPORTED MET(S): 7

EVALUATION-CODED: YES

SUSTAINMENT INTERVAL: 12 months

CONDITION: Given a recon platoon, a mission, all required personnel, Communication-Electronics Operations Instructions (CEOI), and voice and data communications equipment.

STANDARD: By receiving/inputting mission information in order to accomplish the commander's intent.

EVENT COMPONENTS:

1. Determine communication requirements based on mission analysis.
2. Request communication and logistic support based on the communications plan.

3. Establish, operate, and maintain data and voice networks with higher, adjacent, subordinate, and supporting (HASS) organizations.

PREREQUISITE EVENTS:

RECN-PLAN-5001 RECN-PLAN-5002

CHAINED EVENTS: RECN-COMM-4001

RELATED EVENTS:

RECN-COMM-2501 RECN-COMM-2502 RECN-COMM-2503
RECN-COMM-2504 RECN-PLAN-2510

REFERENCES:

1. MCDP 6 Command and Control
2. MCRP 3-40.3B Radio Operator's Handbook
3. MCWP 2-25 Ground Reconnaissance Operations

RECN-DEMO-5001: Employ Demolitions in support of Offensive Operations

SUPPORTED MET(S): None

EVALUATION-CODED: NO **SUSTAINMENT INTERVAL:** 12 months

DESCRIPTION: Employ Class V (W) munitions to reduce/ destroy the enemy's capabilities, equipment, and freedom to maneuver.

CONDITION: Given a recon platoon, a mission, all required personnel and equipment.

STANDARD: By reducing and/or destroying the enemy's capabilities, equipment, and freedom to maneuver.

EVENT COMPONENTS:

1. Review the mission.
2. Coordinate with supporting unit(s).
3. Conduct planning and preparation.
4. Prepare equipment and materials for operation.
5. Conduct movement.
6. Setup security.
7. Prepare charges.
8. Place charges.
9. Reduce target(s).
10. Continue mission, as required.
11. Submit required reports.

PREREQUISITE EVENTS:

RECN-GRND-5002 RECN-GRND-5003 RECN-GRND-5004
RECN-GRND-5019 RECN-INTL-5001 RECN-PLAN-5001
RECN-PLAN-5002

CHAINED EVENTS: RECN-DEMO-4001

RELATED EVENTS:

RECNC2-2501	RECND-DEMO-2501	RECND-GRND-2502
RECND-GRND-2503	RECND-GRND-2507	RECND-INTL-2510
RECND-PLAN-2501	RECND-PLAN-2502	

REFERENCES:

1. FM 3-34.119 Improvised Explosive Device (IED) Defeat
2. FM 3-34.210 Explosive Hazard Operations
3. FM 3-34.214 Explosives and Demolitions
4. FM 5-102 Countermobility
5. Guidebook USMC Assault Entry Techniques Vol 1 and II
6. MCRP 2-12A Reconnaissance Reports Guide
7. MCRP 3-17A Engineer Field Data
8. MCRP 3-17B Engineer Forms and Reports
9. MCWP 2-25 Ground Reconnaissance Operations
10. MCWP 3-17.1 River-Crossing Operations

RECND-DEMO-5002: Employ Demolitions in support of Defensive Operations

SUPPORTED MET(S): None

EVALUATION-CODED: NO **SUSTAINMENT INTERVAL:** 12 months

DESCRIPTION: Employ Class V (W) munitions to reduce/ destroy the enemy's capabilities, equipment, and freedom to maneuver.

CONDITION: Given a recon platoon, a mission, all required personnel and equipment.

STANDARD: By reducing and/or destroying the enemy's capabilities, equipment, and freedom to maneuver.

EVENT COMPONENTS:

1. Review the mission.
2. Coordinate with supporting unit(s).
3. Conduct planning and preparation.
4. Prepare equipment and materials for operation.
5. Conduct movement.
6. Setup security.
7. Prepare charges.
8. Place charges.
9. Reduce target(s).
10. Continue mission, as required.
11. Submit required reports.

PREREQUISITE EVENTS:

RECND-GRND-5002	RECND-GRND-5003	RECND-GRND-5004
RECND-GRND-5019	RECND-INTL-5001	RECND-PLAN-5001
RECND-PLAN-5002		

CHAINED EVENTS: RECND-DEMO-4001

RELATED EVENTS:

REC-AMPH-2501	REC-DEMO-2501	REC-GRND-2502
REC-GRND-2503	REC-GRND-2507	REC-GRND-2510
REC-PLAN-2501	REC-PLAN-2502	

REFERENCES:

1. FM 3-34.119 Improvised Explosive Device (IED) Defeat
 2. FM 3-34.210 Explosive Hazard Operations
 3. FM 3-34.214 Explosives and Demolitions
 4. FM 5-102 Countermobility
 5. Guidebook USMC Assault Entry Techniques Vol 1 and II
 6. MCRP 2-12A Reconnaissance Reports Guide
 7. MCRP 3-17A Engineer Field Data
 8. MCRP 3-17B Engineer Forms and Reports
 9. MCWP 2-25 Ground Reconnaissance Operations
 10. MCWP 3-17.1 River-Crossing Operations
-

REC-GRND-5001: Conduct Ground Reconnaissance

SUPPORTED MET(S): 5

EVALUATION-CODED: YES

SUSTAINMENT INTERVAL: 12 months

DESCRIPTION: This task provides the procedure for conducting ground reconnaissance in order to conduct collections within the MAGTF Area of Operations and Area of Influence. Ground Reconnaissance platoons may be tasked to conduct and perform area reconnaissance, zone reconnaissance, and employ surveillance assets. When properly task organized with other forces, equipment, or personnel, Ground Reconnaissance platoons can conduct specialized engineer, radio, mobile, and other unique reconnaissance missions.

CONDITION: Given a mission, all required personnel, and C4I-related infrastructure and equipment.

STANDARD: By planning, rehearsing, inspecting, inserting, confirming, and conducting ground reconnaissance.

EVENT COMPONENTS:

1. Conduct planning.
2. Conduct movement.
3. Conduct mission.
4. Conduct extract.
5. Conduct debriefs.

PREREQUISITE EVENTS:

REC-C2-5003	REC-COLL-5001	REC-COMM-5001
REC-DEMO-5001	REC-DEMO-5002	REC-GRND-5002
REC-GRND-5003	REC-GRND-5004	REC-GRND-5005
REC-GRND-5006	REC-GRND-5007	REC-GRND-5008
REC-GRND-5009	REC-GRND-5010	REC-GRND-5011
REC-GRND-5012	REC-GRND-5013	REC-GRND-5014

RECN-GRND-5015	RECN-GRND-5016	RECN-GRND-5017
RECN-GRND-5018	RECN-GRND-5019	RECN-GRND-5020
RECN-GRND-5021	RECN-GRND-5022	RECN-GRND-5023
RECN-GRND-5024	RECN-GRND-5025	RECN-GRND-5026
RECN-GRND-5027	RECN-GRND-5028	RECN-GRND-5029
RECN-GRND-5030	RECN-GRND-5031	RECN-INTL-5001
RECN-MED-5001	RECN-PLAN-5001	RECN-PLAN-5002
RECN-SPIE-5001	RECN-SURV-5001	

CHAINED EVENTS: RECN-GRND-4001

RELATED EVENTS:

RECN-C2-2501	RECN-C2-2502	RECN-C2-2510
RECN-COLL-2501	RECN-COLL-2503	RECN-COLL-2505
RECN-COLL-2506	RECN-COLL-2507	RECN-COLL-2508
RECN-COLL-2509	RECN-COLL-2510	RECN-COLL-2512
RECN-COLL-2513	RECN-COLL-2515	RECN-COLL-2516
RECN-COLL-2517	RECN-COLL-2518	RECN-COLL-2519
RECN-COLL-2520	RECN-COLL-2522	RECN-COLL-2523
RECN-COLL-2524	RECN-COMM-2501	RECN-DEMO-2501
RECN-GRND-2501	RECN-INTL-2501	RECN-INTL-2509
RECN-INTL-2510	RECN-INTL-2511	RECN-MED-2501
RECN-PLAN-2501	RECN-PLAN-2502	RECN-SPIE-2501
RECN-SURV-2501		

REFERENCES:

1. MCRP 2-25A Reconnaissance Reports Guide
2. MCWP 2-25 Ground Reconnaissance Operations
3. MCWP 3-11.3 Scouting and Patrolling
4. MCWP 3-15.3 Scout Sniping
5. SH 21-76 Ranger Handbook

RECN-GRND-5002: Conduct Operations in Special Terrain

SUPPORTED MET(S): None

EVALUATION-CODED: NO

SUSTAINMENT INTERVAL: 12 months

CONDITION: Given a mission, all required personnel, and C4I-related infrastructure and equipment.

STANDARD: By gaining access to the environment, persisting within the operational area, effectively blending into the operational environment, maintaining security, reacting appropriately to the enemy situation, and accomplishing the assigned mission.

EVENT COMPONENTS:

1. Conduct operations in a jungle environment.
2. Conduct riverine operations.
3. Conduct a river crossing.
4. Conduct operations in an urban terrain.
5. Conduct operations in a desert environment.

6. Conduct operations in mountainous terrain.
7. Conduct operations in a cold weather environment.

PREREQUISITE EVENTS:

REC�-COMM-5001	REC�-GRND-5027	REC�-GRND-5028
REC�-PLAN-5001	REC�-PLAN-5002	REC�-SPIE-5001

CHAINED EVENTS: REC�-GRND-4002

RELATED EVENTS:

REC�-C2-2501	REC�-COMM-2501	REC�-GRND-2502
REC�-PLAN-2501	REC�-PLAN-2502	REC�-SPIE-2501

REFERENCES:

1. MCRP 3-02H Survival, Evasion, and Recovery
2. MCRP 3-11.4A Helicopter Rope Suspension Techniques (HRST) Operations
3. MCRP 3-35.1C Mountain Leader's Guide to Mountain Warfare Operations
4. MCWP 2-25 Ground Reconnaissance Operations
5. MCWP 3-11.3 Scouting and Patrolling
6. MCWP 3-15.3 Scout Sniping
7. MCWP 3-35.5 Jungle Operations
8. MCWP 3-35.6 Desert Operations
9. SH 21-76 Ranger Handbook

REC�-GRND-5003: Move in a Denied Area

SUPPORTED MET(S): None

EVALUATION-CODED: NO **SUSTAINMENT INTERVAL:** 12 months

DESCRIPTION: This task provides the procedure for moving into a denied area without compromise.

CONDITION: Given a mission, all required personnel, and C4I-related infrastructure and equipment.

STANDARD: By gaining access to the environment, persisting within the operational area, maintaining security, reacting appropriately to the enemy situation, and accomplishing the assigned mission.

EVENT COMPONENTS:

1. Establish patrol base.
2. Direct overland movement.
3. Maintain security.
4. React to enemy contact.

PREREQUISITE EVENTS:

REC�-COMM-5001	REC�-PLAN-5001	REC�-PLAN-5002
REC�-PLAN-5003		

CHAINED EVENTS: REC�-GRND-4003

RELATED EVENTS:

REC-PLAN-2501	REC-PLAN-2502	REC-PLAN-2506
REC-PLAN-2507	REC-PLAN-2508	REC-PLAN-2514

REFERENCES:

1. FM 3-05.213 Special Forces Pack Animals
2. FM 31-20-5 Special Reconnaissance Tactics, Techniques and Procedures for Special Forces
3. FM 31-23 SPECIAL FORCES MOUNTED OPERATIONS TACTICS, TECHNIQUES, AND PROCEDURES
4. MCRP 4-11.3H Multi-service Tactics, Techniques, and Procedures for Tactical Convoy Operations
5. MCWP 2-25 Ground Reconnaissance Operations
6. SOCOM Handbook SOCOM Combat Convoy Handbook

SUPPORT REQUIREMENTS:

RANGE/TRAINING AREA:

Facility Code 17410 Maneuver/Training Area, Light Forces
Facility Code 17961 Combat In Cities Facility
Facility Code 17962 MOUT Collective Training Facility (Small)

EQUIPMENT: 1. Vehicles with mounted Crew-Served Weapons, radios, optics and navigation aids. 2. Vehicle Hide Kit.

UNITS/PERSONNEL: 1. Licensed drivers required, vehicle mechanics and technicians may be needed. 2. Certified range safety and medical personnel are required. 3. Role players/opposing forces.

REC-GRND-5004: Conduct a patrol

SUPPORTED MET(S): None

EVALUATION-CODED: NO **SUSTAINMENT INTERVAL:** 12 months

CONDITION: Given a mission, all required personnel, and C4I-related infrastructure and equipment.

STANDARD: By gaining access to the environment, persisting within the operational area, effectively blending into the operational environment, maintaining security, reacting appropriately to the enemy situation, and accomplishing the assigned mission.

EVENT COMPONENTS:

1. Plan and prepare for the patrol.
2. Conduct departure of friendly lines/insertion.
3. Conduct infiltration.
4. Employ movement techniques as a unit.
5. Conduct actions on the objective.
6. Conduct exfiltration.
7. Conduct re-entry of friendly lines/extraction.
8. Conduct post-patrol priorities of work.

PREREQUISITE EVENTS:

REC�-COMM-5001	REC�-GRND-5002	REC�-GRND-5003
REC�-GRND-5005	REC�-GRND-5019	REC�-PLAN-5001
REC�-PLAN-5002	REC�-SPIE-5001	

CHAINED EVENTS: REC�-GRND-4004

RELATED EVENTS:

REC�-AMPH-2501	REC�-COMM-2501	REC�-GRND-2502
REC�-GRND-2503	REC�-GRND-2504	REC�-GRND-2507
REC�-PLAN-2502	REC�-SPIE-2501	

REFERENCES:

1. FM 3-25.26 Map Reading and Land Navigation
2. MCWP 2-25 Ground Reconnaissance Operations
3. MCWP 3-11.3 Scouting and Patrolling
4. MCWP 3-15.3 Scout Sniping
5. SH 21-76 Ranger Handbook

SUPPORT REQUIREMENTS:

RANGE/TRAINING AREA:

Facility Code 17410 Maneuver/Training Area, Light Forces
Facility Code 17430 Impact Area Dudded
Facility Code 17581 Machine Gun Field Fire Range
Facility Code 17710 Multipurpose Training Range (MPTR)
Facility Code 17730 Fire And Movement Range

UNITS/PERSONNEL: Role players/opposing forces.

REC�-GRND-5005: Execute immediate actions upon contact with the enemy

SUPPORTED MET(S): None

EVALUATION-CODED: NO

SUSTAINMENT INTERVAL: 12 months

CONDITION: Given a mission, all required personnel, and C4I-related infrastructure and equipment.

STANDARD: By eliminating the threat and/or breaking contact.

EVENT COMPONENTS:

1. Execute actions during an immediate halt.
2. Execute actions during air observation.
3. Execute actions during air attack.
4. Execute actions during a hasty ambush.
5. Execute actions during an immediate assault.
6. Execute actions during a chance contact.
7. Execute actions during a near-counter-ambush.
8. Execute actions during a far-counter-ambush.
9. Execute actions upon contact with a booby trap.
10. Execute actions while crossing a danger area.

11. Execute actions during an indirect fire attack.
12. Execute actions during contact with a sniper.
13. Execute actions during a break out from a static position.

PREREQUISITE EVENTS:

RECN-C2-5005	RECN-C2-5006	RECN-MED-5001
RECN-PLAN-5001	RECN-PLAN-5002	RECN-PLAN-5003

CHAINED EVENTS: RECN-GRND-4005

RELATED EVENTS:

RECN-C2-2507	RECN-C2-2508	RECN-C2-2510
RECN-GRND-2504	RECN-PLAN-2501	RECN-PLAN-2502
RECN-WPNS-2501		

REFERENCES:

1. MCWP 2-25 Ground Reconnaissance Operations
2. MCWP 3-11.2 Marine Rifle Squad
3. MCWP 3-11.3 Scouting and Patrolling
4. SH 21-76 Ranger Handbook

SUPPORT REQUIREMENTS:

ORDNANCE:

<u>DODIC</u>		<u>Quantity</u>
A059	Cartridge, 5.56mm Ball M855 10/Clip	480 round per weapon
A063	Cartridge, 5.56mm Tracer M856 Single	160 rounds per weapon
A064	Cartridge, 5.56mm 4 Ball M855/1 Trac	1600 rounds per weapon
B508	Cartridge, 40mm Green Smoke Ground M	16 grenades per weapon
B509	Cartridge, 40mm Yellow Smoke Ground	16 grenades per weapon
B546	Cartridge, 40mm HEDP M433	40 grenades per weapon
G811	Grenade, Hand Practice Body M69	2 grenades per Marine
G878	Fuze, Hand Grenade Practice M228	4 fuzes per Marine
G881	Grenade, Hand Fragmentation M67	2 grenades per Marine
G930	Grenade, Hand Smoke HC AN-M8	8 grenades per Marine
G940	Grenade, Hand Green Smoke M18	16 grenades per Team
G945	Grenade, Hand Yellow Smoke M18	16 grenades per Team
G950	Grenade, Hand Red Smoke M18	16 grenades per Team
K143	Mine, Antipersonnel M18A1 with M57 F	3 mines per Team
L306	Signal, Illumination Ground Red Star	16 signals per Team
L307	Signal, Illumination Ground White St	16 signals per Team
L312	Signal, Illumination Ground White St	16 signals per Team
L314	Signal, Illumination Ground Green St	16 signals per Team
L324	Signal, Smoke Ground Green Parachute	16 signals per Team

RANGE/TRAINING AREA:

Facility Code 17410 Maneuver/Training Area, Light Forces
Facility Code 17430 Impact Area Dudded
Facility Code 17581 Machine Gun Field Fire Range
Facility Code 17710 Multipurpose Training Range (MPTR)
Facility Code 17730 Fire And Movement Range

UNITS/PERSONNEL: Certified range safety and medical personnel are required.

MISCELLANEOUS:

ADMINISTRATIVE INSTRUCTIONS: Sustainment requires three iterations per training interval. The ammunition requirement reflects those amounts required per iteration. A080, A075 and B518 can be substituted for live ammunition during training.

RECN-GRND-5006: Conduct a vehicle patrol

SUPPORTED MET(S): None

EVALUATION-CODED: NO **SUSTAINMENT INTERVAL:** 12 months

CONDITION: Given a mission, all required personnel, and C4I-related infrastructure and equipment.

STANDARD: By gaining access to the environment, persisting within the operational area, maintaining security, reacting appropriately to the enemy situation, and accomplishing the assigned mission.

EVENT COMPONENTS:

1. Conduct planning.
2. Prepare method of travel.
3. Conduct movement.
4. Execute immediate actions.
5. Employ formations.
6. Conduct maintenance.
7. Establish laager site.
8. Conduct self/assisted recovery.
9. Conduct post-patrol priorities of work.

PREREQUISITE EVENTS:

RECN-COMM-5001	RECN-GRND-5002	RECN-GRND-5003
RECN-GRND-5008	RECN-GRND-5009	RECN-GRND-5020
RECN-PLAN-5001	RECN-PLAN-5002	

CHAINED EVENTS: RECN-GRND-4006

RELATED EVENTS:

RECN-C2-2501	RECN-COMM-2501	RECN-GRND-2502
RECN-GRND-2504	RECN-GRND-2505	RECN-GRND-2507
RECN-PLAN-2502		

REFERENCES:

1. FM 31-20-5 Special Reconnaissance Tactics, Techniques and Procedures for Special Forces
2. FM 31-23 SPECIAL FORCES MOUNTED OPERATIONS TACTICS, TECHNIQUES, AND PROCEDURES
3. MCRP 4-11.3H Multi-service Tactics, Techniques, and Procedures for Tactical Convoy Operations
4. MCWP 2-25 Ground Reconnaissance Operations
5. SOCOM Handbook SOCOM Combat Convoy Handbook

SUPPORT REQUIREMENTS:

RANGE/TRAINING AREA:

Facility Code 17410 Maneuver/Training Area, Light Forces
Facility Code 17710 Multipurpose Training Range (MPTR)

EQUIPMENT: Vehicles with mounted Crew-Served Weapons, radios, optics and navigation aids.

UNITS/PERSONNEL: 1. Vehicle mechanics and technicians might be needed.
2. Role players/opposing forces.

REC-GRND-5007: Conduct a mounted patrol

SUPPORTED MET(S): None

EVALUATION-CODED: NO

SUSTAINMENT INTERVAL: 12 months

DESCRIPTION: The mounted patrol is to be performed in all special terrain. A mounted patrol includes, but is not limited to military tactical vehicles, all terrain vehicles (ATVs), indigenous vehicles, pack animals, small craft, diver propulsion devices, and snow mobiles.

CONDITION: Given a mission, all required personnel, and C4I-related infrastructure and equipment.

STANDARD: By gaining access to the environment, persisting within the operational area, maintaining security, reacting appropriately to the enemy situation, and accomplishing the assigned mission.

EVENT COMPONENTS:

1. Conduct planning.
2. Prepare method of travel.
3. Conduct movement.
4. Execute immediate actions.
5. Employ formations.
6. Conduct maintenance.
7. Establish laager site.
8. Conduct self/assisted recovery.
9. Conduct post-patrol priorities of work.

PREREQUISITE EVENTS:

REC-COMM-5001	REC-GRND-5002	REC-GRND-5003
REC-GRND-5008	REC-GRND-5009	REC-GRND-5020
REC-PLAN-5001	REC-PLAN-5002	REC-SPIE-5001

CHAINED EVENTS: REC-GRND-4007

RELATED EVENTS:

REC-C2-2501	REC-COMM-2501	REC-GRND-2502
REC-GRND-2504	REC-GRND-2506	REC-GRND-2507
REC-PLAN-2502	REC-SPIE-2501	

REFERENCES:

1. FM 3-05.213 Special Forces Pack Animals
2. FM 31-20-5 Special Reconnaissance Tactics, Techniques and Procedures for Special Forces
3. FM 31-23 SPECIAL FORCES MOUNTED OPERATIONS TACTICS, TECHNIQUES, AND PROCEDURES
4. MCRP 3-11.3A Special Forces Waterborne Operations (TC 31-25)
5. MCRP 4-11.3H Multi-service Tactics, Techniques, and Procedures for Tactical Convoy Operations
6. MCWP 2-25 Ground Reconnaissance Operations
7. SOCOM Handbook SOCOM Combat Convoy Handbook

SUPPORT REQUIREMENTS:

RANGE/TRAINING AREA:

Facility Code 17410 Maneuver/Training Area, Light Forces
Facility Code 17411 Maneuver/Training Area, Amphibious Forces
Facility Code 17710 Multipurpose Training Range (MPTR)
Facility Code 17906 Wheeled Vehicle Drivers Course

EQUIPMENT: Mobility platform, radios, optics and navigation aids.

UNITS/PERSONNEL: 1. Mechanics and technicians might be needed. 2. Role players/opposing forces.

RECN-GRND-5008: Execute Mounted immediate actions upon contact with the enemy

SUPPORTED MET(S): None

EVALUATION-CODED: NO

SUSTAINMENT INTERVAL: 12 months

DESCRIPTION: The mounted patrol is to be performed in all special terrain. A mounted patrol includes, but is not limited to military tactical vehicles, all terrain vehicles (ATVs), indigenous vehicles, pack animals, small craft, diver propulsion devices, and snow mobiles.

CONDITION: Given a mission, all required personnel, and C4I-related infrastructure and equipment.

STANDARD: By eliminating the threat and/or breaking contact.

EVENT COMPONENTS:

1. Execute actions in a near ambush drill.
2. Execute actions in a far ambush drill.
3. Execute react to a sniper drill.
4. Execute react to an indirect fire attack.
5. Execute the immediate halt drill.
6. Execute air observation drill.
7. Execute air attack drill.
8. Execute hasty ambush drill.
9. Execute a chance contact drill.

10. Execute actions in a break contact drill.
11. Execute react to a compromised laager site.

PREREQUISITE EVENTS:

RECN-C2-5005	RECN-C2-5006	RECN-MED-5001
RECN-PLAN-5001	RECN-PLAN-5002	RECN-PLAN-5003

CHAINED EVENTS: RECN-GRND-4008

RELATED EVENTS:

RECN-C2-2507	RECN-C2-2508	RECN-C2-2510
RECN-GRND-2504	RECN-MED-2501	RECN-PLAN-2502
RECN-WPNS-2501		

REFERENCES:

1. FM 3-05.213 Special Forces Pack Animals
2. FM 31-20-5 Special Reconnaissance Tactics, Techniques and Procedures for Special Forces
3. FM 31-23 SPECIAL FORCES MOUNTED OPERATIONS TACTICS, TECHNIQUES, AND PROCEDURES
4. MCRP 4-11.3H Multi-service Tactics, Techniques, and Procedures for Tactical Convoy Operations
5. MCWP 2-25 Ground Reconnaissance Operations
6. SOCOM Handbook SOCOM Combat Convoy Handbook

SUPPORT REQUIREMENTS:

ORDNANCE:

<u>DODIC</u>	<u>Quantity</u>
A059 Cartridge, 5.56mm Ball M855 10/Clip	480 rounds per weapon
A063 Cartridge, 5.56mm Tracer M856 Single	160 rounds per weapon
A064 Cartridge, 5.56mm 4 Ball M855/1 Trac	1600 rounds per weapon
A131 Cartridge, 7.62mm 4 Ball M80/1 Trace	4000 rounds per weapon
A576 Cartridge, Caliber .50 4 API M8/1 AP	4000 rounds per weapon
B508 Cartridge, 40mm Green Smoke Ground M	16 grenades per weapon
B509 Cartridge, 40mm Yellow Smoke Ground	16 grenades per weapon
B542 Cartridge, 40mm HEDP M430/M430A1 Lin	160 grenades per weapon
B546 Cartridge, 40mm HEDP M433	40 grenades per weapon
C995 Cartridge and Launcher, 84mm M136 AT	2 rockets per Team
G881 Grenade, Hand Fragmentation M67	2 grenades per Marine
G930 Grenade, Hand Smoke HC AN-M8	8 grenades per Marine
G940 Grenade, Hand Green Smoke M18	16 grenades per Team
G945 Grenade, Hand Yellow Smoke M18	16 grenades per Team
G950 Grenade, Hand Red Smoke M18	16 grenades per Team
HA29 Rckt 66mm HE, M72A7, LAW W/GRAZE	2 rockets per Team
L305. SIGNAL , ILLUM GRN STAR PARA M19A1/A	16 signals per Team
L306 Signal, Illumination Ground Red Star	16 signals per Team
L307 Signal, Illumination Ground White St	16 signals per Team
L312 Signal, Illumination Ground White St	16 signals per Team
L314 Signal, Illumination Ground Green St	16 signals per Team

RANGE/TRAINING AREA:

Facility Code 17410 Maneuver/Training Area, Light Forces
Facility Code 17430 Impact Area Dudded

Facility Code 17581 Machine Gun Field Fire Range
Facility Code 17710 Multipurpose Training Range (MPTR)
Facility Code 17730 Fire And Movement Range

EQUIPMENT: Platforms with mounted Crew-Served Weapons (as required), radios, optics and navigation aids.

UNITS/PERSONNEL: 1. Licensed drivers required, vehicle mechanics and technicians may be needed. 2. Certified range safety and medical personnel are required.

MISCELLANEOUS:

ADMINISTRATIVE INSTRUCTIONS: G811, G878, A080 and B518 can be substituted for live ammunition in training.

RECN-GRND-5009: Conduct self-assisted mobility recovery

SUPPORTED MET(S): None

EVALUATION-CODED: NO

SUSTAINMENT INTERVAL: 12 months

DESCRIPTION: The mounted patrol is to be performed in all special terrain. A mounted patrol includes, but is not limited to military tactical vehicles, indigenous vehicles, pack animals, small craft, diver propulsion devices, and snow mobiles.

CONDITION: Given a mission, all required personnel and equipment, and a mobility platform that has become immobile due to environmental conditions, mechanical failure, or enemy actions.

STANDARD: By reacting appropriately to the situation and recovering the mobility platform with the time allotted by the commander.

EVENT COMPONENTS:

1. Recover platform unassisted using traction plates, pioneer kit, or other TTPs.
2. Recover platform assisted using another platform using tow straps and/ or winch.

PREREQUISITE EVENTS: RECN-PLAN-5002

CHAINED EVENTS: RECN-GRND-4009

RELATED EVENTS:

RECN-GRND-2505

RECN-GRND-2506

RECN-PLAN-2502

REFERENCES:

1. FM 3-05.213 Special Forces Pack Animals
2. FM 31-20-5 Special Reconnaissance Tactics, Techniques and Procedures for Special Forces
3. FM 31-23 SPECIAL FORCES MOUNTED OPERATIONS TACTICS, TECHNIQUES, AND

PROCEDURES

4. MCRP 4-11.3H Multi-service Tactics, Techniques, and Procedures for Tactical Convoy Operations
5. MCWP 2-25 Ground Reconnaissance Operations
6. SOCOM Handbook SOCOM Combat Convoy Handbook

SUPPORT REQUIREMENTS:

RANGE/TRAINING AREA:

Facility Code 17410 Maneuver/Training Area, Light Forces
Facility Code 17710 Multipurpose Training Range (MPTR)

EQUIPMENT: Platforms with mounted Crew-Served Weapons (as required), radios, optics and navigation aids.

UNITS/PERSONNEL: 1. Licensed drivers required, vehicle mechanics and technicians may be needed. 2. Certified range safety and medical personnel are required. 3. Role players/opposing forces.

REC-GRND-5010: Conduct Area Reconnaissance

SUPPORTED MET(S): None

EVALUATION-CODED: NO

SUSTAINMENT INTERVAL: 12 months

DESCRIPTION: This task provides the procedure for conducting area reconnaissance as a directed effort to obtain detailed information concerning specific terrain or enemy activity within a prescribed area.

CONDITION: Given a mission, all required personnel, and C4I-related infrastructure and equipment.

STANDARD: By planning, rehearsing, inspecting, inserting, confirming, and conducting ground reconnaissance.

EVENT COMPONENTS:

1. Plan and prepare for the patrol.
2. Conduct departure of friendly lines/insertion.
3. Conduct infiltration.
4. Employ movement techniques as a unit.
5. Conduct actions on the objective.
6. Conduct exfiltration.
7. Conduct re-entry of friendly lines/ extraction.
8. Conduct post-patrol priorities of work.

PREREQUISITE EVENTS:

REC-C2-5003	REC-COLL-5001	REC-COMM-5001
REC-DEMO-5002	REC-GRND-5002	REC-GRND-5003
REC-GRND-5004	REC-GRND-5006	REC-GRND-5007
REC-GRND-5019	REC-GRND-5020	REC-GRND-5023
REC-GRND-5024	REC-GRND-5025	REC-GRND-5026
REC-INTL-5001	REC-PLAN-5001	REC-PLAN-5002

RECN-PLAN-5006 RECN-SHAP-5001 RECN-SPIE-5001
RECN-SURV-5001

CHAINED EVENTS: RECN-GRND-4010

RELATED EVENTS:

RECN-C2-2501	RECN-C2-2502	RECN-C2-2510
RECN-COLL-2505	RECN-COLL-2507	RECN-COLL-2509
RECN-COLL-2510	RECN-COLL-2512	RECN-COLL-2517
RECN-COLL-2518	RECN-COLL-2519	RECN-COMM-2501
RECN-DEMO-2501	RECN-GRND-2501	RECN-INTL-2501
RECN-INTL-2509	RECN-INTL-2510	RECN-PLAN-2501
RECN-PLAN-2502	RECN-PLAN-2519	RECN-SHAP-2503
RECN-SPIE-2501	RECN-SURV-2501	

REFERENCES:

1. FM 3-05.204 Special Forces Special Reconnaissance
2. FM 3-05.220 Special Forces Advanced Special Operations (S\NF)
3. FM 31-20-5 Special Reconnaissance Tactics, Techniques and Procedures for Special Forces
4. MCWP 2-25 Ground Reconnaissance Operations
5. SH 21-76 Ranger Handbook
6. TC 31-16 Special Forces Preparation of the Environment (S\NF)

SUPPORT REQUIREMENTS:

RANGE/TRAINING AREA:

Facility Code 17410 Maneuver/Training Area, Light Forces
Facility Code 17730 Fire And Movement Range
Facility Code 17961 Combat In Cities Facility
Facility Code 17962 MOUT Collective Training Facility (Small)

AIRCRAFT: Rotary Wing: AH-1, UH-1, CH-46, CH-53, CH-47, and MV-22, UH-60
Fixed Wing: AV8B, F18, AC130, A10, KC130, MC130UAV: Predator, Raven, and WASP.

UNITS/PERSONNEL: Role players/opposing forces.

RECN-GRND-5011: Conduct Zone Reconnaissance

SUPPORTED MET(S): None

EVALUATION-CODED: NO **SUSTAINMENT INTERVAL:** 12 months

DESCRIPTION: This task provides the procedure for conducting zone reconnaissance as a directed effort to obtain detailed information concerning all routes, obstacles (including chemical or radiological contamination), terrain, and enemy forces within a zone defined by boundaries.

CONDITION: Given a mission, all required personnel, and C4I-related infrastructure and equipment.

STANDARD: By planning, rehearsing, inspecting, inserting, confirming, and conducting ground reconnaissance.

EVENT COMPONENTS:

1. Plan and prepare for the patrol.
2. Conduct departure of friendly lines/insertion.
3. Conduct infiltration.
4. Employ movement techniques as a unit.
5. Conduct actions on the objective.
6. Conduct exfiltration.
7. Conduct re-entry of friendly lines/extraction.
8. Conduct post-patrol priorities of work.

PREREQUISITE EVENTS:

RECNC2-5003	RECNCOLL-5001	RECNCOMM-5001
RECNCDEMO-5002	RECNGRND-5002	RECNGRND-5003
RECNGRND-5004	RECNGRND-5006	RECNGRND-5007
RECNGRND-5019	RECNGRND-5020	RECNGRND-5023
RECNGRND-5024	RECNGRND-5025	RECNGRND-5026
RECNIINTL-5001	RECPLAN-5001	RECPLAN-5002
RECPLAN-5006	RECNSHAP-5002	RECNSPIE-5001
RECNSURV-5001		

CHAINED EVENTS: RECNGRND-4011

RELATED EVENTS:

RECNC2-2501	RECNC2-2502	RECNC2-2510
RECNCOLL-2505	RECNCOLL-2507	RECNCOLL-2509
RECNCOLL-2510	RECNCOLL-2512	RECNCOLL-2513
RECNCOLL-2517	RECNCOLL-2518	RECNCOLL-2519
RECNCOMM-2501	RECNCDEMO-2501	RECNGRND-2501
RECNIINTL-2509	RECNIINTL-2510	RECPLAN-2503
RECNSPIE-2501	RECNSURV-2501	

REFERENCES:

1. FM 3-05.204 Special Forces Special Reconnaissance
2. FM 3-05.220 Special Forces Advanced Special Operations (S\NF)
3. FM 31-20-5 Special Reconnaissance Tactics, Techniques and Procedures for Special Forces
4. MCWP 2-25 Ground Reconnaissance Operations
5. SH 21-76 Ranger Handbook
6. TC 31-16 Special Forces Preparation of the Environment (S\NF)

SUPPORT REQUIREMENTS:

RANGE/TRAINING AREA:

Facility Code 17410 Maneuver/Training Area, Light Forces
Facility Code 17730 Fire And Movement Range
Facility Code 17961 Combat In Cities Facility
Facility Code 17962 MOUT Collective Training Facility (Small)

AIRCRAFT: Rotary Wing: AH-1, UH-1, CH-46, CH-53, CH-47, and MV-22, UH-60
Fixed Wing: AV8B, F18, AC130, A10, KC130, MC130UAV: Predator, Raven, and WASP.

UNITS/PERSONNEL: Role players/opposing forces.

RECN-GRND-5012: Conduct Route Reconnaissance

SUPPORTED MET(S): None

EVALUATION-CODED: NO

SUSTAINMENT INTERVAL: 12 months

DESCRIPTION: This task provides the procedure for conducting route reconnaissance as a directed effort to obtain detailed information concerning a specific line of communication; road, railway, or waterway. A route reconnaissance is conducted to provide new or updated information on conditions and activities along the route. Additionally, a route reconnaissance will focus on all terrain from which the enemy could influence movement along that route.

CONDITION: Given a mission, all required personnel, and C4I-related infrastructure and equipment.

STANDARD: By planning, rehearsing, inspecting, inserting, confirming, and conducting ground reconnaissance.

EVENT COMPONENTS:

1. Plan and prepare for the patrol.
2. Conduct departure of friendly lines/insertion.
3. Conduct infiltration.
4. Employ movement techniques as a unit.
5. Conduct actions on the objective.
6. Conduct exfiltration.
7. Conduct re-entry of friendly lines/ extraction.
8. Conduct post-patrol priorities of work.

PREREQUISITE EVENTS:

RECN-C2-5003	RECN-COLL-5001	RECN-COMM-5001
RECN-DEMO-5002	RECN-GRND-5002	RECN-GRND-5003
RECN-GRND-5004	RECN-GRND-5006	RECN-GRND-5007
RECN-GRND-5019	RECN-GRND-5020	RECN-GRND-5023
RECN-GRND-5026	RECN-INTL-5001	RECN-PLAN-5001
RECN-PLAN-5002	RECN-PLAN-5006	RECN-SHAP-5002
RECN-SPIE-5001	RECN-SURV-5001	

CHAINED EVENTS: RECN-GRND-4012

RELATED EVENTS:

RECN-C2-2501	RECN-C2-2502	RECN-C2-2510
RECN-COLL-2503	RECN-COLL-2505	RECN-COLL-2509
RECN-COLL-2515	RECN-COLL-2516	RECN-COLL-2517
RECN-COLL-2519	RECN-COLL-2522	RECN-COMM-2501
RECN-DEMO-2501	RECN-GRND-2501	RECN-INTL-2501
RECN-INTL-2509	RECN-INTL-2510	RECN-PLAN-2501
RECN-PLAN-2502	RECN-PLAN-2519	RECN-SHAP-2503
RECN-SPIE-2501	RECN-SURV-2501	

REFERENCES:

1. FM 3-05.204 Special Forces Special Reconnaissance
2. FM 3-05.220 Special Forces Advanced Special Operations (S\NF)
3. FM 31-20-5 Special Reconnaissance Tactics, Techniques and Procedures for Special Forces
4. MCWP 2-25 Ground Reconnaissance Operations
5. SH 21-76 Ranger Handbook
6. TC 31-16 Special Forces Preparation of the Environment (S\NF)

SUPPORT REQUIREMENTS:

RANGE/TRAINING AREA:

Facility Code 17410 Maneuver/Training Area, Light Forces
Facility Code 17730 Fire And Movement Range
Facility Code 17961 Combat In Cities Facility
Facility Code 17962 MOUT Collective Training Facility (Small)

AIRCRAFT: Rotary Wing: AH-1, UH-1, CH-46, CH-53, CH-47, and MV-22, UH-60
Fixed Wing: AV8B, F18, AC130, A10, KC130, MC130UAV: Predator, Raven, and WASP.

EQUIPMENT: Role players/opposing forces.

REC-GRND-5013: Conduct Structural Survey/Reconnaissance

SUPPORTED MET(S): None

EVALUATION-CODED: NO

SUSTAINMENT INTERVAL: 12 months

DESCRIPTION: This task provides the procedure for conducting structural survey/reconnaissance to collect specific, technically complex information regarding the composition and construction of structures such as airfields, bridges, port facilities, assess battle damage and the disposition of associated personnel.

CONDITION: Given a mission, all required personnel, and C4I-related infrastructure and equipment.

STANDARD: By planning, rehearsing, inspecting, inserting, confirming, and conducting ground reconnaissance.

EVENT COMPONENTS:

1. Plan and prepare for the patrol.
2. Conduct departure of friendly lines/insertion.
3. Conduct infiltration.
4. Employ movement techniques as a unit.
5. Conduct actions on the objective.
6. Conduct exfiltration.
7. Conduct re-entry of friendly lines/ extraction.
8. Conduct post-patrol priorities of work.

PREREQUISITE EVENTS:

RECN-C2-5003	RECN-COLL-5001	RECN-COMM-5001
RECN-DEMO-5002	RECN-GRND-5002	RECN-GRND-5003
RECN-GRND-5004	RECN-GRND-5006	RECN-GRND-5007
RECN-GRND-5019	RECN-GRND-5020	RECN-GRND-5023
RECN-INTL-5001	RECN-PLAN-5001	RECN-PLAN-5002
RECN-PLAN-5006	RECN-SPIE-5001	RECN-SURV-5001

CHAINED EVENTS: RECN-GRND-4013

RELATED EVENTS:

RECN-C2-2501	RECN-C2-2502	RECN-C2-2510
RECN-COLL-2501	RECN-COLL-2503	RECN-COLL-2506
RECN-COLL-2517	RECN-COLL-2519	RECN-COLL-2522
RECN-COMM-2501	RECN-DEMO-2501	RECN-GRND-2501
RECN-INTL-2501	RECN-INTL-2509	RECN-INTL-2510
RECN-PLAN-2501	RECN-PLAN-2502	RECN-PLAN-2519
RECN-SPIE-2501	RECN-SURV-2501	

REFERENCES:

1. FM 3-05.204 Special Forces Special Reconnaissance
2. FM 3-05.220 Special Forces Advanced Special Operations (S\NF)
3. FM 31-20-5 Special Reconnaissance Tactics, Techniques and Procedures for Special Forces
4. MCWP 2-25 Ground Reconnaissance Operations
5. SH 21-76 Ranger Handbook
6. TC 31-16 Special Forces Preparation of the Environment (S\NF)

SUPPORT REQUIREMENTS:

RANGE/TRAINING AREA:

Facility Code 17410 Maneuver/Training Area, Light Forces
Facility Code 17730 Fire And Movement Range
Facility Code 17961 Combat In Cities Facility
Facility Code 17962 MOUT Collective Training Facility (Small)

AIRCRAFT: Rotary Wing: AH-1, UH-1, CH-46, CH-53, CH-47, and MV-22, UH-60
Fixed Wing: AV8B, F18, AC130, A10, KC130, MC130UAV: Predator, Raven, and WASP.

UNITS/PERSONNEL: Role players/opposing forces.

RECN-GRND-5014: Conduct Geographic Reconnaissance

SUPPORTED MET(S): None

EVALUATION-CODED: NO

SUSTAINMENT INTERVAL: 12 months

DESCRIPTION: This task provides the procedure for conducting geographic reconnaissance to collect data such as route surveys and DZ or LZ surveys and any other information gaps in regards to the terrain.

CONDITION: Given a mission, all required personnel, and C4I-related infrastructure and equipment.

STANDARD: By planning, rehearsing, inspecting, inserting, confirming, and conducting ground reconnaissance.

EVENT COMPONENTS:

1. Plan and prepare for the patrol.
2. Conduct departure of friendly lines/insertion.
3. Conduct infiltration.
4. Employ movement techniques as a unit.
5. Conduct actions on the objective.
6. Conduct exfiltration.
7. Conduct re-entry of friendly lines/extraction.
8. Conduct post-patrol priorities of work.

PREREQUISITE EVENTS:

RECN-C2-5003	RECN-COLL-5001	RECN-COMM-5001
RECN-DEMO-5002	RECN-GRND-5002	RECN-GRND-5003
RECN-GRND-5004	RECN-GRND-5006	RECN-GRND-5007
RECN-GRND-5019	RECN-GRND-5020	RECN-GRND-5023
RECN-GRND-5024	RECN-GRND-5025	RECN-GRND-5026
RECN-INTL-5001	RECN-PLAN-5001	RECN-PLAN-5002
RECN-PLAN-5006	RECN-SPIE-5001	RECN-SURV-5001

CHAINED EVENTS: RECN-GRND-4014

RELATED EVENTS:

RECN-C2-2501	RECN-C2-2502	RECN-C2-2510
RECN-COLL-2501	RECN-COLL-2502	RECN-COLL-2503
RECN-COLL-2505	RECN-COLL-2507	RECN-COLL-2509
RECN-COLL-2510	RECN-COLL-2515	RECN-COLL-2516
RECN-COLL-2517	RECN-COLL-2519	RECN-COLL-2522
RECN-COMM-2501	RECN-DEMO-2501	RECN-GRND-2501
RECN-INTL-2501	RECN-INTL-2509	RECN-INTL-2510
RECN-PLAN-2501	RECN-PLAN-2502	RECN-PLAN-2519
RECN-SPIE-2501	RECN-SURV-2601	

REFERENCES:

1. FM 3-05.204 Special Forces Special Reconnaissance
2. FM 3-05.220 Special Forces Advanced Special Operations (S\NF)
3. FM 31-20-5 Special Reconnaissance Tactics, Techniques and Procedures for Special Forces
4. MCWP 2-25 Ground Reconnaissance Operations
5. SH 21-76 Ranger Handbook
6. TC 31-16 Special Forces Preparation of the Environment (S\NF)

SUPPORT REQUIREMENTS:

RANGE/TRAINING AREA:

Facility Code 17410 Maneuver/Training Area, Light Forces
Facility Code 17730 Fire And Movement Range
Facility Code 17961 Combat In Cities Facility
Facility Code 17962 MOUT Collective Training Facility (Small)

AIRCRAFT: Rotary Wing: AH-1, UH-1, CH-46, CH-53, CH-47, and MV-22, UH-60
Fixed Wing: AV8B, F18, AC130, A10, KC130, MC130UAV: Predator, Raven, and
WASP.

UNITS/PERSONNEL: Role players/opposing forces.

RECN-GRND-5015: Conduct Post Strike Reconnaissance

SUPPORTED MET(S): None

EVALUATION-CODED: NO

SUSTAINMENT INTERVAL: 12 months

DESCRIPTION: This task provides the procedure for conducting post strike reconnaissance to collect technically complex information regarding the battle damage of a specific target post kinetic strike (supporting arms, raids, air strike, etc.).

CONDITION: Given a mission, all required personnel, and C4I-related infrastructure and equipment.

STANDARD: By planning, rehearsing, inspecting, inserting, confirming, and conducting ground reconnaissance.

EVENT COMPONENTS:

1. Plan and prepare for the patrol.
2. Conduct departure of friendly lines/insertion.
3. Conduct infiltration.
4. Employ movement techniques as a unit.
5. Conduct actions on the objective.
6. Conduct exfiltration.
7. Conduct re-entry of friendly lines/extraction.
8. Conduct post-patrol priorities of work.

PREREQUISITE EVENTS:

RECN-C2-5003	RECN-COLL-5001	RECN-COMM-5001
RECN-DEMO-5002	RECN-GRND-5002	RECN-GRND-5003
RECN-GRND-5004	RECN-GRND-5006	RECN-GRND-5007
RECN-GRND-5019	RECN-GRND-5020	RECN-GRND-5023
RECN-INTL-5001	RECN-PLAN-5001	RECN-PLAN-5002
RECN-PLAN-5006	RECN-SPIE-5001	RECN-SURV-5001

CHAINED EVENTS:

RECN-C2-2501	RECN-C2-2502	RECN-C2-2510
RECN-COLL-2517	RECN-COLL-2519	RECN-COLL-2524
RECN-COMM-2501	RECN-DEMO-2501	RECN-GRND-2501
RECN-GRND-4015	RECN-INTL-2501	RECN-INTL-2509
RECN-INTL-2510	RECN-PLAN-2501	RECN-PLAN-2502
RECN-PLAN-2519	RECN-SPIE-2501	RECN-SURV-2501

RELATED EVENTS:

RECN-C2-2501	RECN-C2-2502	RECN-C2-2510
RECN-COLL-2517	RECN-COLL-2519	RECN-COLL-2524

RECN-COMM-2501	RECN-DEMO-2501	RECN-GRND-2501
RECN-INTL-2501	RECN-INTL-2509	RECN-INTL-2510
RECN-PLAN-2501	RECN-PLAN-2502	RECN-PLAN-2519
RECN-SPIE-2501	RECN-WPNS-2501	

REFERENCES:

1. FM 3-05.204 Special Forces Special Reconnaissance
2. FM 3-05.220 Special Forces Advanced Special Operations (S\NF)
3. FM 31-20-5 Special Reconnaissance Tactics, Techniques and Procedures for Special Forces
4. MCWP 2-25 Ground Reconnaissance Operations
5. SH 21-76 Ranger Handbook
6. TC 31-16 Special Forces Preparation of the Environment (S\NF)

SUPPORT REQUIREMENTS:

RANGE/TRAINING AREA:

Facility Code 17410 Maneuver/Training Area, Light Forces
Facility Code 17730 Fire And Movement Range
Facility Code 17961 Combat In Cities Facility
Facility Code 17962 MOUT Collective Training Facility (Small)

AIRCRAFT: Rotary Wing: AH-1, UH-1, CH-46, CH-53, CH-47, and MV-22, UH-60
Fixed Wing: AV8B, F18, AC130, A10, KC130, MC130UAV: Predator, Raven, and WASP.

UNITS/PERSONNEL: Role players/opposing forces.

RECN-GRND-5016: Conduct Meteorological Reconnaissance

SUPPORTED MET(S): None

EVALUATION-CODED: NO **SUSTAINMENT INTERVAL:** 12 months

DESCRIPTION: This task provides the procedure for conducting meteorological reconnaissance to collect data including but not limited to weather conditions, illumination conditions within a specific area, ford-ability of waterways, and traffic-ability within a specific region.

CONDITION: Given a mission, all required personnel, and C4I-related infrastructure and equipment.

STANDARD: By planning, rehearsing, inspecting, inserting, confirming, and conducting ground reconnaissance.

EVENT COMPONENTS:

1. Plan and prepare for the patrol.
2. Conduct departure of friendly lines/insertion.
3. Conduct infiltration.
4. Employ movement techniques as a unit.
5. Conduct actions on the objective.
6. Conduct exfiltration.

7. Conduct re-entry of friendly lines/extraction.
8. Conduct post-patrol priorities of work.

PREREQUISITE EVENTS:

RECN-C2-5003	RECN-COLL-5001	RECN-COMM-5001
RECN-DEMO-5002	RECN-GRND-5002	RECN-GRND-5003
RECN-GRND-5004	RECN-GRND-5006	RECN-GRND-5007
RECN-GRND-5019	RECN-GRND-5020	RECN-GRND-5023
RECN-GRND-5026	RECN-INTL-5001	RECN-PLAN-5001
RECN-PLAN-5002	RECN-PLAN-5006	RECN-SPIE-5001
RECN-SURV-5001		

CHAINED EVENTS: RECN-GRND-4016

RELATED EVENTS:

RECN-C2-2501	RECN-C2-2502	RECN-C2-2510
RECN-COLL-2503	RECN-COLL-2505	RECN-COLL-2509
RECN-COLL-2516	RECN-COLL-2517	RECN-COLL-2519
RECN-COLL-2521	RECN-COLL-2523	RECN-COMM-2501
RECN-DEMO-2501	RECN-GRND-2501	RECN-INTL-2501
RECN-INTL-2509	RECN-INTL-2510	RECN-PLAN-2501
RECN-PLAN-2502	RECN-PLAN-2519	RECN-SPIE-2501
RECN-SURV-2501		

REFERENCES:

1. FM 3-05.204 Special Forces Special Reconnaissance
2. FM 3-05.220 Special Forces Advanced Special Operations (S\NF)
3. FM 31-20-5 Special Reconnaissance Tactics, Techniques and Procedures for Special Forces
4. MCWP 2-25 Ground Reconnaissance Operations
5. SH 21-76 Ranger Handbook
6. TC 31-16 Special Forces Preparation of the Environment (S\NF)

SUPPORT REQUIREMENTS:

RANGE/TRAINING AREA:

Facility Code 17410 Maneuver/Training Area, Light Forces
Facility Code 17730 Fire And Movement Range
Facility Code 17961 Combat In Cities Facility
Facility Code 17962 MOUT Collective Training Facility (Small)

AIRCRAFT: Rotary Wing: AH-1, UH-1, CH-46, CH-53, CH-47, and MV-22, UH-60
Fixed Wing: AV8B, F18, AC130, A10, KC130, MC130UAV: Predator, Raven, and WASP.

UNITS/PERSONNEL: Role players/opposing forces.

RECN-GRND-5017: Conduct offensive operations

SUPPORTED MET(S): None

EVALUATION-CODED: NO

SUSTAINMENT INTERVAL: 12 months

CONDITION: Given a mission, all required personnel, and C4I-related infrastructure and equipment.

STANDARD: By planning, rehearsing, inspecting, inserting, and conducting actions on the objective.

EVENT COMPONENTS:

1. Conduct fire and movement.
2. Move as a base unit, when designated.
3. Maintain contact with base unit.
4. Consolidate at the limit of advance.
5. Collect casualties.
6. Redistribute ammunition.
7. Handle detainees.

PREREQUISITE EVENTS:

REC- COMM-5001	REC- DEMO-5001	REC- GRND-5002
REC- GRND-5003	REC- GRND-5004	REC- GRND-5006
REC- GRND-5007	REC- GRND-5019	REC- GRND-5020
REC- GRND-5022	REC- GRND-5029	REC- GRND-5031
REC- INTL-5001	REC- MED-5001	REC- PLAN-5001
REC- PLAN-5002	REC- SPIE-5001	

CHAINED EVENTS: REC-GRND-4017

RELATED EVENTS:

REC- C2-2502	REC- COMM-2501	REC- DEMO-2501
REC- GRND-2502	REC- GRND-2503	REC- GRND-2505
REC- GRND-2506	REC- GRND-2507	REC- GRND-2508
REC- GRND-2512	REC- GRND-2514	REC- GRND-2517
REC- GRND-2519	REC- INTL-2509	REC- INTL-2510
REC- MED-2501	REC- PLAN-2501	REC- PLAN-2502
REC- PLAN-2507	REC- SHAP-2502	REC- SPIE-2501

REFERENCES:

1. FM 31-20-5 Special Reconnaissance Tactics, Techniques and Procedures for Special Forces
2. MCWP 2-25 Ground Reconnaissance Operations
3. MCWP 3-11.2 Marine Rifle Squad
4. SH 21-76 Ranger Handbook

SUPPORT REQUIREMENTS:

RANGE/TRAINING AREA:

Facility Code 17410 Maneuver/Training Area, Light Forces
Facility Code 17730 Fire And Movement Range
Facility Code 17961 Combat In Cities Facility
Facility Code 17962 MOUT Collective Training Facility (Small)

AIRCRAFT: Rotary Wing: AH-1, UH-1, CH-46, CH-53, CH-47, and MV-22, UH-60
Fixed Wing: AV8B, F18, AC130, A10, KC130, MC130UAV: Predator, Raven, and WASP.

UNITS/PERSONNEL: Role players/opposing forces.

REC-GRND-5018: Conduct defensive operations

SUPPORTED MET(S): None

EVALUATION-CODED: NO SUSTAINMENT INTERVAL: 12 months

CONDITION: Given a mission, an area that contains tracks, all required personnel, and C4I-related infrastructure and equipment.

STANDARD: By planning, rehearsing, inspecting, inserting, and conducting actions on the objective.

EVENT COMPONENTS:

1. Prepare defensive positions.
2. Defend in sector.
3. Emplace obstacles.
4. Establish local security.
5. Occupy a listening/observation post.
6. Comply with tactical control measures.
7. Comply with engagement/disengagement criteria.

REFERENCES:

1. FM 31-20-5 Special Reconnaissance Tactics, Techniques and Procedures for Special Forces
2. MCWP 2-25 Ground Reconnaissance Operations
3. MCWP 3-11.2 Marine Rifle Squad
4. SH 21-76 Ranger Handbook

SUPPORT REQUIREMENTS:

RANGE/TRAINING AREA:

Facility Code 17410 Maneuver/Training Area, Light Forces
Facility Code 17730 Fire And Movement Range
Facility Code 17961 Combat In Cities Facility
Facility Code 17962 MOUT Collective Training Facility (Small)

AIRCRAFT: Rotary Wing: AH-1, UH-1, CH-46, CH-53, CH-47, and MV-22, UH-60
Fixed Wing: AV8B, F18, AC130, A10, KC130, MC130UAV: Predator, Raven, and WASP.

UNITS/PERSONNEL: Role players/opposing forces.

REC-GRND-5019: Establish and Operate a Patrol Base

SUPPORTED MET(S): None

EVALUATION-CODED: NO SUSTAINMENT INTERVAL: 12 months

CONDITION: Given a mission, all required personnel, and C4I-related infrastructure and equipment.

STANDARD: By gaining access to the environment, persisting within the operational area, maintaining security, reacting appropriately to the enemy situation, and accomplishing the assigned mission.

EVENT COMPONENTS:

1. Select an area that avoids compromise and detection by the enemy.
2. Reconnoiter the area before occupation by the main force.
3. Occupy the area.
4. Establish security plan.
5. Establish trigger lines, engagement criteria, and target precedence for all weapon systems.
6. Establish contingency plans.
7. Determine field(s) of observation and fire.
8. Setup required equipment.
9. Maintain noise and light discipline.
10. Camouflage position to avoid detection from air or ground observations.
11. Conduct priorities of work per the patrol order.
12. Maintain communications and report.
13. Sterilize the area upon withdrawal.

SUPPORT REQUIREMENTS:

RANGE/TRAINING AREA:

Facility Code 17410 Maneuver/Training Area, Light Forces
Facility Code 17961 Combat In Cities Facility
Facility Code 17962 MOUT Collective Training Facility (Small)

UNITS/PERSONNEL: Role players/opposing forces.

RECN-GRND-5020: Establish and Operate a Laager Site

SUPPORTED MET(S): None

EVALUATION-CODED: NO **SUSTAINMENT INTERVAL:** 12 months

CONDITION: Given a mission, all required personnel, and C4I-related infrastructure and equipment.

STANDARD: By gaining access to the environment, persisting within the operational area, maintaining security, reacting appropriately to the enemy situation, and accomplishing the assigned mission.

EVENT COMPONENTS:

1. Select an area that avoids compromise and detection by the enemy.
2. Reconnoiter the area before occupation by the main force.
3. Occupy laager site.
4. Establish security plan.
5. Establish trigger lines, engagement criteria, and target precedence for all weapon systems.
6. Establish contingency plans.
7. Determine field(s) of observation and fire.
8. Setup required equipment.

9. Maintain noise and light discipline.
10. Camouflage mobility platforms and position to avoid detection from air or ground observations.
11. Conduct priorities of work per the patrol order.
12. Maintain communications and report.
13. Sterilize the area upon withdrawal.

REFERENCES:

1. FM 3-05.213 Special Forces Pack Animals
2. FM 31-20-5 Special Reconnaissance Tactics, Techniques and Procedures for Special Forces
3. FM 31-23 SPECIAL FORCES MOUNTED OPERATIONS TACTICS, TECHNIQUES, AND PROCEDURES
4. MCRP 4-11.3H Multi-service Tactics, Techniques, and Procedures for Tactical Convoy Operations
5. MCWP 2-25 Ground Reconnaissance Operations
6. SOCOM Handbook SOCOM Combat Convoy Handbook

SUPPORT REQUIREMENTS:

RANGE/TRAINING AREA:

Facility Code 17410 Maneuver/Training Area, Light Forces
Facility Code 17961 Combat In Cities Facility
Facility Code 17962 MOUT Collective Training Facility (Small)

EQUIPMENT: 1. Vehicles with mounted Crew-Served Weapons, radios, optics and navigation aids. 2. Vehicle Hide Kit

UNITS/PERSONNEL: 1. Licensed drivers required, vehicle mechanics and technicians may be needed. 2. Certified range safety and medical personnel are required. 3. Role players/opposing forces.

RECN-GRND-5021: Initiate Evasion

SUPPORTED MET(S): None

EVALUATION-CODED: NO

SUSTAINMENT INTERVAL: 12 months

DESCRIPTION: This task provides the procedure for evasion operations.

CONDITION: Given a mission, an area that contains tracks, all required personnel, and C4I-related infrastructure and equipment.

STANDARD: By traversing the length of the evasion corridor without being captured or decisively engaged by the enemy and being prepared to extract in accordance with the evasion plan of action (EPA).

EVENT COMPONENTS:

1. Initiate Evasion.
2. Conduct movement.
3. Occupy hole-up areas.
4. Conduct rendezvous.

5. Receive emergency resupply, as required.

REFERENCES:

1. JP 3-50 Personnel Recovery
2. JP 3-50.3 Evasion and Recovery 1996
3. MCRP 3-02H Survival, Evasion, and Recovery
4. MCWP 2-25 Ground Reconnaissance Operations

SUPPORT REQUIREMENTS:

RANGE/TRAINING AREA:

Facility Code 17330 Covered Training Area
Facility Code 17410 Maneuver/Training Area, Light Forces
Facility Code 17440 Personnel/Equipment Drop Zone
Facility Code 17962 MOUT Collective Training Facility (Small)

AIRCRAFT: Rotary Wing - Assault Support CH-53, CH-46, CH-47, UH-60, UH1Y, MV-22.

EQUIPMENT: Vehicles with mounted Crew-Served Weapons, Non-Standard Tactical Vehicles, Unit Communications Equipment, DZ Marking Equipment and HST Equipment (sling load).

UNITS/PERSONNEL: Role players/opposing forces.

REC-GRND-5022: Conduct tracking operations

SUPPORTED MET(S): None

EVALUATION-CODED: NO

SUSTAINMENT INTERVAL: 12 months

CONDITION: Given a mission, an area that contains tracks, all required personnel, and C4I-related infrastructure and equipment.

STANDARD: By recording and reporting the information to satisfy intelligence requirements provided by higher command.

EVENT COMPONENTS:

1. Receive the order from higher headquarters.
2. Conduct mission planning.
3. Task organize unit.
4. Conduct rehearsals.
5. Conduct Inspections.
6. Issue the order.
7. Cross the LOD.
8. Assume initial tracking formations.
9. Acquire the track(s).
10. Analyze the track(s).
11. Report information.
12. Conduct track exploitation.
13. React to enemy contact/anti-tracking techniques.
14. Re-exploit tracks, as required.

15. Upon gaining contact or obtaining actionable information, report information.

REFERENCES:

1. FM 31-20-5 Special Reconnaissance Tactics, Techniques and Procedures for Special Forces
2. MCWL 3-35.3X Combat Hunter
3. MCWP 2-25 Ground Reconnaissance Operations

SUPPORT REQUIREMENTS:

RANGE/TRAINING AREA:

Facility Code 17410 Maneuver/Training Area, Light Forces
Facility Code 17961 Combat In Cities Facility
Facility Code 17962 MOUT Collective Training Facility (Small)

UNITS/PERSONNEL: Role players/opposing forces.

RECEN-GRND-5023: Conduct a link up

SUPPORTED MET(S): None

EVALUATION-CODED: NO

SUSTAINMENT INTERVAL: 12 months

CONDITION: Given a mission, a requirement to link up with friendly forces, all required personnel, and C4I-related infrastructure and equipment.

STANDARD: By completing a linkup with friendly forces at the time and location specified in the operations order without incidents of fratricide.

EVENT COMPONENTS:

1. Conduct movement.
2. Occupy the rally point.
3. Establish communications.
4. Establish initial contact.
5. Complete linkup.
6. Conduct briefs.

REFERENCES:

1. FM 31-20-5 Special Reconnaissance Tactics, Techniques and Procedures for Special Forces
2. MCWP 2-25 Ground Reconnaissance Operations
3. MCWP 3-11.3 Scouting and Patrolling
4. MCWP 3-15.3 Scout Sniping
5. SH 21-76 Ranger Handbook

SUPPORT REQUIREMENTS:

RANGE/TRAINING AREA: Facility Code 17410 Maneuver/Training Area, Light Forces

REC-GRND-5024: Establish a Helicopter Landing Site

SUPPORTED MET(S): None

EVALUATION-CODED: NO SUSTAINMENT INTERVAL: 12 months

CONDITION: Given a mission, all required personnel, and C4I-related infrastructure and equipment.

STANDARD: By establishing communications, and providing initial terminal guidance (ITG) to assault support craft prior to the arrival of the supported unit.

EVENT COMPONENTS:

1. Select landing site.
2. Establish security for the landing site.
3. Establish communications as required.
4. Turn down HLZ if, following the computations, it does not meet size and safety requirements for the operation.
5. Mark or remove of all obstacles or debris on the landing site.
6. Mark the landing site or touchdown point.
7. Establish communications with aircraft.
8. Transmit current landing site conditions.
9. Locate aircraft.
10. Guide the aircraft into the landing site.

REFERENCES:

1. FM 3-21.38 Pathfinder Operations
2. M350-5 Joint Terminal Air Controller Training & Standardization/Evaluation
3. MCRP 2-25A Reconnaissance Reports Guide
4. MCRP 3-11.1A Commander's Tactical Handbook
5. MCRP 3-11.4A Helicopter Rope Suspension Techniques (HRST) Operations
6. MCWP 3-11.2 Marine Rifle Squad
7. SH 21-76 Ranger Handbook

SUPPORT REQUIREMENTS:

RANGE/TRAINING AREA:

Facility Code 17410 Maneuver/Training Area, Light Forces
Facility Code 17925 Airfield Site Selection Training Area

REC-GRND-5025: Establish a Drop Zone

SUPPORTED MET(S): None

EVALUATION-CODED: NO SUSTAINMENT INTERVAL: 12 months

CONDITION: Given a mission, all required personnel, and C4I-related infrastructure and equipment.

STANDARD: By selecting a location that can best support the ground tactical plan and be easily identified by the aircraft where personnel or equipment

may be delivered by parachute, or in the case of certain items, by free-drop per performance measures contained in STP 31-18-SMTG and the mission requirement.

EVENT COMPONENTS:

1. Determine number of personnel and bundles from a mission statement.
2. Compute the release point from figures obtained in TC 31-24.
3. Position markers.
4. Turn down DZ if, following the computations, it does not meet size and safety requirements for the operation.

REFERENCES:

1. FM 3-21.38 Pathfinder Operations
2. STP 31-18-SM-TG Special Forces Common Skills Level 3 and 4

SUPPORT REQUIREMENTS:

RANGE/TRAINING AREA:

Facility Code 17410 Maneuver/Training Area, Light Forces
Facility Code 17440 Personnel/Equipment Drop Zone

EQUIPMENT: Individual equipment as per OPORD/VS-17 air panel, TC31-24, and an anemometer.

UNITS/PERSONNEL: RSO will be required to sign for and coordinate training area on military installations.

REC-GRND-5026: Conduct sensor implant and recovery

SUPPORTED MET(S): None

EVALUATION-CODED: NO

SUSTAINMENT INTERVAL: 12 months

CONDITION: Given a mission, sensors, all required personnel, and C4I-related infrastructure and equipment.

STANDARD: By gaining access to the environment, persisting within the operational area, maintaining security, reacting appropriately to the enemy situation, and accomplishing the assigned mission.

EVENT COMPONENTS:

1. Coordinate with the ground sensor platoon and the supported unit to determine the type, number, and probable implantation sites of the sensors.
2. Confirm the desired pattern in coordination with the GSP unit.
3. Receive a detailed brief on the emplacement, optimal sitting, activation, and testing, camouflaging, and other considerations.
4. Schedule joint inspection of the sensors and test equipment to ensure familiarity with the sensors and their serviceability.
5. Establish security.
6. Survey the desired location and placement of the sensors to provide the required information.

7. Employ the sensors in the location designated, making adjustments due to terrain, and the considerations provided per the GSP brief.
8. Conduct a test of sensors to ensure the specified detection.
9. Ensure all sensors are properly camouflaged to preclude detection.
10. Submit an input report, to include pinpoint locations of sensors and visual references: (photos, sketches, etc).
11. When provided with a sensor input report, tactically recover sensors.

REFERENCES:

1. MCRP 2-24B Remote Sensor Operations
2. MCWP 2-1 Intelligence Operations
3. MCWP 2-25 Ground Reconnaissance Operations

SUPPORT REQUIREMENTS:

RANGE/TRAINING AREA: Facility Code 17410 Maneuver/Training Area, Light Forces

UNITS/PERSONNEL: Individual training and familiarization required on sensors to be employed.

REC-GRND-5027: Cross a horizontal obstacle

SUPPORTED MET(S): None

EVALUATION-CODED: NO

SUSTAINMENT INTERVAL: 12 months

CONDITION: Given a mission, a horizontal obstacle, all required personnel, and C4I-related infrastructure and equipment.

STANDARD: By gaining access to the environment, persisting within the operational area, maintaining security, reacting appropriately to the enemy situation, and accomplishing the assigned mission.

EVENT COMPONENTS:

1. Plan and prepare to cross a horizontal obstacle.
2. Establish security.
3. Select appropriate site.
4. Establish rope bridge/poncho raft/etc, as required.
5. Recover equipment as required.
6. Continue mission.

REFERENCES:

1. MCRP 3-35.2A Small Unit Leader's Guide To Mountain Operations
2. MCWP 2-25 Ground Reconnaissance Operations
3. MCWP 3-17.1 River-Crossing Operations

SUPPORT REQUIREMENTS:

RANGE/TRAINING AREA: Facility Code 17410 Maneuver/Training Area, Light Forces

UNITS/PERSONNEL: 1. Certified range safety and medical personnel are required. 2. Safety swimmers are required when crossing a river. 3. The two safety swimmers need to be WS-I or higher. 4. Mountain Leader or HRST Master should be present when conducting tactical rope training.

MISCELLANEOUS:

ADMINISTRATIVE INSTRUCTIONS: This type of training is classified as high risk training, refer to OPNAVINST 1500.75.

RECN-GRND-5028: Cross a Vertical Obstacle

SUPPORTED MET(S): None

EVALUATION-CODED: NO

SUSTAINMENT INTERVAL: 1 month

CONDITION: Given a mission, a vertical obstacle, all required personnel, and C4I-related infrastructure and equipment.

STANDARD: By gaining access to the environment, persisting within the operational area, maintaining security, reacting appropriately to the enemy situation, and accomplishing the assigned mission.

EVENT COMPONENTS:

1. Establish security.
2. Establish crossing mechanism, if required.
3. Plan and prepare to cross a vertical obstacle.
4. Select appropriate site.
5. Recover equipment as required.
6. Continue mission.

REFERENCES:

1. MCRP 3-35.2A Small Unit Leader's Guide To Mountain Operations
2. MCWP 2-25 Ground Reconnaissance Operations
3. MCWP 3-17.1 River-Crossing Operations

SUPPORT REQUIREMENTS:

RANGE/TRAINING AREA: Facility Code 17410 Maneuver/Training Area, Light Forces

UNITS/PERSONNEL: 1. Certified range safety and medical personnel are required. 2. Mountain Leader or HRST Master should be present when conducting tactical rope training.

MISCELLANEOUS:

ADMINISTRATIVE INSTRUCTIONS: This type of training is classified as high risk training, refer to OPNAVINST 1500.75.

REC-GRND-5029: Move through a built-up area

SUPPORTED MET(S): None

EVALUATION-CODED: NO **SUSTAINMENT INTERVAL:** 12 months

CONDITION: Given a mission, an urban environment, all required personnel, and C4I-related infrastructure and equipment.

STANDARD: By gaining access to the environment, persisting within the operational area, maintaining security, reacting appropriately to the enemy situation, and accomplishing the assigned mission.

EVENT COMPONENTS:

1. Unit halts in a covered and concealed position outside of the urban area.
2. Identify appropriate route through urban area.
3. Move forward as two elements: a movement element and an over-watch element based on METT-TSL.
4. Movement element: moves forward and scouts danger areas.
5. Over-watch element: moves behind the lead element and secures the flanks and rear. It also provides fire support if required.
6. As necessary: these elements, or parts of them, exchange roles.
7. Move along underground passages, through or behind buildings, along walls, and over rooftops as required.
8. Move in single file along both sides of the street, staying close to the buildings, but off the walls.
9. Move quickly and remain dispersed 3 to 5 meters apart, assigning individuals an area to observe on the opposite side of the street.
10. When moving with two units abreast, each unit over-watches the buildings across the street, observing the stories above the opposite unit.
11. Avoid: streets, alleys, and other open areas unless necessary.
12. Cross urban danger areas using maximum cover, concealment, speed, and over-watch.
13. Use sound, smoke, rubble, and debris for protection.
14. Clear buildings, as necessary, to continue movement.
15. Identify, report and bypass enemy obstacles and mines; mark only as required.

REFERENCES:

1. MCWP 2-25 Ground Reconnaissance Operations
2. MCWP 3-11.2 Marine Rifle Squad
3. MCWP 3-11.3 Scouting and Patrolling
4. MCWP 3-35.3 Military Operations on Urbanized Terrain (MOUT)

SUPPORT REQUIREMENTS:

ORDNANCE:

<u>DODIC</u>	<u>Quantity</u>
A059 Cartridge, 5.56mm Ball M855 10/Clip	480 rounds per weapon
A063 Cartridge, 5.56mm Tracer M856 Single	160 rounds per weapon
A064 Cartridge, 5.56mm 4 Ball M855/1 Trac	1600 rounds per weapon
A363 Cartridge, 9mm Ball M882	60 rounds per weapon
G930 Grenade, Hand Smoke HC AN-M8	1 grenades per Marine
G940 Grenade, Hand Green Smoke M18	2 grenades per Marine

G945 Grenade, Hand Yellow Smoke M18	2 grenades per Marine
G950 Grenade, Hand Red Smoke M18	1 grenades per Marine
L306 Signal, Illumination Ground Red Star	1 signals per Marine
L307 Signal, Illumination Ground White St	2 signals per Marine
L312 Signal, Illumination Ground White St	2 signals per Marine
L314 Signal, Illumination Ground Green St	2 signals per Marine
L324 Signal, Smoke Ground Green Parachute	2 signals per Marine

RANGE/TRAINING AREA:

Facility Code 17760 MOUT Assault Course (MAC)
Facility Code 17962 MOUT Collective Training Facility (Small)
Facility Code 17963 MOUT Collective Training Facility (Large)

EQUIPMENT: Imagery support, SESAMS-Conversion Kits (M4/M16/M9/M1911)

UNITS/PERSONNEL: 1. Certified range safety and medical personnel are required. 2. Role Players/ OPFOR.

MISCELLANEOUS:

ADMINISTRATIVE INSTRUCTIONS: 1. This type of training is classified as high risk training, refer to OPNAVINST 1500.75. 2. Certified range safety and medical personnel are required. G878, G811, A080, AA12, AA21, A075 AA 12 and AA21 can be used as substitutes during training.

REC-GRND-5030: Conduct hasty personnel/vehicle checkpoint operations

SUPPORTED MET(S): None

EVALUATION-CODED: NO **SUSTAINMENT INTERVAL:** 12 months

CONDITION: Given a mission, vehicle control point requirement, all required personnel, and C4I-related infrastructure and equipment.

STANDARD: By accomplishing the mission in accordance with commanders' intent.

EVENT COMPONENTS:

1. Search individuals/vehicles according to unit Standard Operating Procedure (SOP), higher headquarters order, and applicable Rules of Engagement (ROEs).
2. The security team maintains observation, clear fields of fire, and sets the appropriate distance from individuals/vehicles being searched IAW SOP.
3. When conducting a search, search teams maintain sufficient distance from waiting individuals/vehicles.
4. Rotate search element members and security element members periodically, to minimize complacency.
5. Maintain communications with higher headquarters.

REFERENCES:

1. BUST Handbook
2. MCWP 2-25 Ground Reconnaissance Operations

SUPPORT REQUIREMENTS:

RANGE/TRAINING AREA: Facility Code 17410 Maneuver/Training Area, Light Forces

EQUIPMENT: 1. Documents/weapons. 2. SSE kit. (Flexi cuffs, blindfolds, capture tag DD2745, chain of custody form DA form 4137.).

UNITS/PERSONNEL: 1. Certified range safety and medical personnel are required. 2. Trafficable roads/trails with adjacent dismounted maneuver/training area. 3. Civilian vehicles. 4. Civilian role players.

REC-GRND-5031: Process detainees

SUPPORTED MET(S): None

EVALUATION-CODED: NO

SUSTAINMENT INTERVAL: 1 month

CONDITION: Given a mission, known or suspected personnel, all required personnel, and C4I-related infrastructure and equipment.

STANDARD: By ensuring safe and expeditious handling of detainees in accordance with the laws of armed conflict.

EVENT COMPONENTS:

1. Search detainees for weapons and ammunition, items of intelligence value, and other inappropriate items. The search should include all clothing on the individual, to include shoes. To ensure the safety and security of the capturing force, do not exempt anything from search.
2. Photograph scenes of intelligence or judicial value.
3. Tag detainees with a DD Form 2745 (Capture Tag) or a field-expedient capture tag that includes the following information: date and time of capture, capturing unit, location of capture (grid coordinates), special circumstances of capture (how the person was captured, if the detainee resisted, if the detainee surrendered, and so forth), did the person have weapons on them at the time of capture, list all documents and other items on their person at the time of capture.
4. Report number of personnel detained. Initiate coordination for transportation of detainees to a detainee collection point (DCP).
5. Evacuate to a DCP. Deliver all documents/pocket litter captured with the detainee(s) in order to assist interrogators.
6. Segregate detainees based on perceived status of authority or position. During initial screening, identify leaders and segregate them from the remainder of the population.
7. Safeguard detainees according to applicable international customary and conventional law and US policy, law, and/or regulations. Provide medical care as needed.
8. Complete appropriate documentation in accordance with host nation procedures.

REFERENCES:

1. MCRP 4-11.8D Detainee Operations

2. MCWP 2-25 Ground Reconnaissance Operations

SUPPORT REQUIREMENTS:

RANGE/TRAINING AREA: Facility Code 17904 Prisoner Of War Training Area

EQUIPMENT: 1. Documents/weapons. 2. SSE kit. (Flexi cuffs, blindfolds, capture tag DD2745, chain of custody form DA form 4137.).

UNITS/PERSONNEL: 1. Certified range safety and medical personnel are required. 2. Role Players/OPFOR.

MISCELLANEOUS:

ADMINISTRATIVE INSTRUCTIONS: 1. An event scenario must be provided that incorporates requirements to facilitate training to standard. 2. The acronym STRESS (Search, Tag, Report, Evacuate, Segregate, and Safeguard) has replaced the 5 S's (Search, Segregate, Silence, Speed, Safeguard, and Tag).

RECEN-INTL-5001: Provide Level II Intelligence Reports

SUPPORTED MET(S): None

EVALUATION-CODED: NO

SUSTAINMENT INTERVAL: 12 months

DESCRIPTION: This task describes recon platoon support to intelligence and operations which provide information for the planning and conduct of tactical, operational, and strategic actions.

CONDITION: Given a recon platoon, a mission, all required personnel and C4I-related infrastructure and equipment.

STANDARD: By ensuring forces have adequate intelligence support to accomplish the mission.

EVENT COMPONENTS:

1. Review information against intelligence requirements.
2. Validate significance of information to overall situation.
3. Apply critical thinking.
4. Apply creative thinking.
5. Develop an intelligence assessment that is relevant, reliable, and accurate.
6. Produce Level II Intelligence Report.
7. Disseminate product as required by operational environment.

REFERENCES:

1. AFI 13-217 Drop Zone and Landing Zone Operations
2. DIA Intelligence Writing Guide
3. FM 3-21.38 Pathfinder Operations
4. FM 3-34.170 Engineer Reconnaissance
5. FM 5-430-00-2 Planning and Design of Roads, Airfields, and Heliports; VOL

II

- 6.. ICD 203 Intelligence Community Directive 203
 7. ICD 206 Intelligence Community Directive 206
 8. JP 3-09.3 Close Air Support
 9. MCRP 2-25A Reconnaissance Reports Guide
 10. MCWP 2-25 Ground Reconnaissance Operations
 11. MCWP 2-6 Counterintelligence
 12. MCWP 3-13 Employment of Amphibious Assault Vehicles
 13. MCWP 3-16.6 Supporting Arms Observer, Spotter and Controller
-

RECEN-MED-5001: Process Casualties

SUPPORTED MET(S): None

EVALUATION-CODED: NO **SUSTAINMENT INTERVAL:** 12 months

CONDITION: Given a platoon that is conducting operations and casualties have occurred.

STANDARD: By treating, evacuating, and tracking casualties in a timely manner with minimal interruption of operations.

EVENT COMPONENTS:

1. Injured Marine applies self-aid.
2. Marines apply buddy aid to the injured.
3. Designate casualty collection point.
4. Move friendly WIA and KIA and enemy WIA to Casualty Collection Point (CCP), while taking reasonable measures to safeguard casualties.
5. Ensure weapons, serialized gear, and PPE are handled and accounted for in accordance with the patrol order.
6. Ensure wounded enemy combatants are safeguarded/ escorted as required.
7. Team medics and platoon corpsmen conduct triage at CCP, and advise platoon leadership on evacuation priorities and numbers.
8. Conduct coordination with higher headquarters for evacuation.
9. Begin casualty reporting and tracking immediately after an individual is wounded, starting at the lowest level and terminating at higher headquarters.
10. In accordance with the operations order, civilian casualties are either evacuated through military system, or coordination is conducted for treatment by civilian medical personnel/facilities.

REFERENCES:

1. FMFM 6-4 Marine Rifle Company/Platoon
2. MCRP 3-02G First Aid
3. MCWP 2-25 Ground Reconnaissance Operations

SUPPORT REQUIREMENTS:

RANGE/TRAINING AREA: Facility Code 17410 Maneuver/Training Area, Light Forces

EQUIPMENT: 1. Assault Support Aircraft. 2. Suitable Landing Zone. 3. Tactical Vehicle(s).

MISCELLANEOUS:

ADMINISTRATIVE INSTRUCTIONS: 1. Evaluator will tag casualties. Marines who are tagged with incapacitating wounds drop where hit." Marines tagged as incapacitated do not move under and rely on others to carry them. 2. This task may be trained to standard in garrison.

RECN-PLAN-5001: Conduct Deliberate Planning

SUPPORTED MET(S): 7

EVALUATION-CODED: YES

SUSTAINMENT INTERVAL: 12 months

DESCRIPTION: Deliberate Planning is a planning process for the deployment and employment of apportioned forces and resources that occurs in response to a mission.

CONDITION: Given a mission, all required personnel, and C4I-related infrastructure and equipment.

STANDARD: By making estimates and decisions based on Commander's guidance and intent.

EVENT COMPONENTS:

1. Mission analysis.
2. COA development.
3. COA comparison and decision.
4. Orders development.
5. Conduct transition.

REFERENCES:

1. JP 2-0 Joint Intelligence
2. JP 3-0 Joint Operations
3. JP 5-0 Joint Operation Planning
4. JP 5-00.2 Joint Task Force Planning Guidance and Procedures
5. MCWP 2-25 Ground Reconnaissance Operations
6. MCWP 5-1 Marine Corps Planning Process (MCP)

SUPPORT REQUIREMENTS:

ROOMS/BUILDINGS: All or one of the following: forward operating base; isolation facility for mission prep.

EQUIPMENT: Materials for planning to include but not limited to: (Portable or Desktop Computers, External Hard Drives, Unclassified and Classified Internet Access, Dry Erase Board, Flip Charts, Dry Erase Markers, Pens/Pencils, Printer, Printer Paper, Printer Ink, Maps of Operational Area, Proxima Projector, Projector Screen or Flat Panel Television with required cable for use with Portable Laptop, Extension

Cords, Power Strips). Appropriate C4 Suite.

UNITS/PERSONNEL: Reconnaissance Teams; Higher HQ; S2 Representative.

OTHER SUPPORT REQUIREMENTS: CEOI; Scenario script for role players and/or opposing forces; Scenario script; Communications load sets as per the CEOI.

RECN-PLAN-5002: Conduct Crisis Action Planning

SUPPORTED MET(S): 7

EVALUATION-CODED: YES

SUSTAINMENT INTERVAL: 12 months

DESCRIPTION: This task provides the procedure for rapid coordination, planning, and execution that must be established and practiced in order to execute assigned missions within the shortest possible time.

CONDITION: Given a mission, all required personnel, and C4I-related infrastructure and equipment.

STANDARD: By producing in a required time period an order within the higher commander's guidance and intent.

EVENT COMPONENTS:

1. Mission analysis.
2. COA development.
3. COA War Game.
4. COA comparison and decision.
5. Orders development.
6. Conduct transition.
7. Facilitate time-line.

REFERENCES:

1. JP 2-0 Joint Intelligence
2. JP 3-0 Joint Operations
3. JP 5-0 Joint Operation Planning
4. JP 5-00.2 Joint Task Force Planning Guidance and Procedures
5. MCWP 2-25 Ground Reconnaissance Operations
6. MCWP 5-1 Marine Corps Planning Process (MCP)

SUPPORT REQUIREMENTS:

ROOMS/BUILDINGS: All or one of the following: forward operating base; isolation facility for mission prep.

EQUIPMENT: Materials for planning to include but not limited to:(Portable or Desktop Computers, External Hard Drives, Unclassified and Classified Internet Access, Dry Erase Board, Flip Charts, Dry Erase Markers, Pens/Pencils, Printer, Printer Paper, Printer Ink, Maps of Operational Area, Proxima Projector, Projector Screen or Flat Panel Television with required cable for use with Portable Laptop, Extension Cords, Power Strips). Appropriate C4 Suite.

UNITS/PERSONNEL: Reconnaissance Teams; Higher HQ; S2 Representative.

OTHER SUPPORT REQUIREMENTS: CEOI; Scenario script for role players and/or opposing forces; Scenario script; Communications load sets as per the CEOI.

RECN-PLAN-5003: Conduct Fire Support Coordination

SUPPORTED MET(S): None

EVALUATION-CODED: NO SUSTAINMENT INTERVAL: 1 month

DESCRIPTION: This task provides the procedures required to conduct targeting, target engagements, fire support planning, and coordination in support of the scheme of maneuver as per the commander's intent.

CONDITION: Given a mission, all required personnel, and C4I-related infrastructure and equipment.

STANDARD: By producing supporting documents and planning to emplace supporting arms observers in key locations to execute and plan fires.

EVENT COMPONENTS:

1. Coordinate fire support assets.
2. Coordinate Offensive Air Support or Close Air Support.
3. Make recommendations for operational employment of Unmanned Aircraft Systems (UAS).

REFERENCES:

1. FM 6-30 Tactics, Techniques, and Procedures for Observed Fire
2. JP 3-09.3 Close Air Support
3. M350-5 Joint Terminal Air Controller Training & Standardization/Evaluation
4. MCWP 2-25 Ground Reconnaissance Operations
5. MCWP 3-16 Fire Support Coordination in the Ground Combat Element
6. MCWP 3-16.6 Supporting Arms Observer, Spotter and Controller

SUPPORT REQUIREMENTS:

UNITS/PERSONNEL: Reconnaissance Teams; Higher HQ; S2 Representative.

OTHER SUPPORT REQUIREMENTS: CEOI; Scenario script for role players and/or opposing forces; Scenario script; Communications load sets as per the CEOI.

RECN-PLAN-5004: Coordinate Combat Support

SUPPORTED MET(S): None

EVALUATION-CODED: NO SUSTAINMENT INTERVAL: 12 months

DESCRIPTION: This task coordinates combat support in order to achieve mission accomplishment and the commander's intent.

CONDITION: Given a mission, all required personnel, and C4I-related infrastructure and equipment.

STANDARD: By providing all available combat support established by the commander's intent.

EVENT COMPONENTS:

1. Conduct planning.
2. Coordinate communications.
3. Process support requests.
4. Coordinate combat support employment.

REFERENCES:

1. MCDP 4 Logistics
2. MCRP 2-3A Intelligence Preparation of the Battlefield/Battlespace
3. MCRP 3-11.2A Marine Troop Leader's Guide
4. MCRP 5-12A Operational Terms and Graphics
5. MCWP 2-1 Intelligence Operations
6. MCWP 2-12 MAGTF Intelligence Production and Analysis
7. MCWP 2-25 Ground Reconnaissance Operations

SUPPORT REQUIREMENTS:

UNITS/PERSONNEL: Reconnaissance Teams; Higher HQ; S2 Representative.

OTHER SUPPORT REQUIREMENTS: CEOI; Scenario script for role players and/or opposing forces; Scenario script; Communications load sets as per the CEOI.

RECPLAN-5005: Conduct Operational Security

SUPPORTED MET(S): None

EVALUATION-CODED: NO **SUSTAINMENT INTERVAL:** 12 months

DESCRIPTION: This task provides the procedures for conducting operational security.

CONDITION: Given a mission, all required personnel, and C4I-related infrastructure and equipment.

STANDARD: By disseminating information without compromise to the mission.

EVENT COMPONENTS:

1. Control information.
2. Disseminate information.

REFERENCES:

1. MCWP 2-1 Intelligence Operations
2. MCWP 2-25 Ground Reconnaissance Operations

SUPPORT REQUIREMENTS:

UNITS/PERSONNEL: Reconnaissance Teams; Higher HQ; S2 Representative.

OTHER SUPPORT REQUIREMENTS: CEOI; Scenario script for role players and/or opposing forces; Scenario script; Communications load sets as per the CEOI.

RECN-PLAN-5006: Adapt Force Protection Posture to Operational Environment

SUPPORTED MET(S): None

EVALUATION-CODED: NO SUSTAINMENT INTERVAL: 12 months

DESCRIPTION: This task provides the procedures to operate in an uncertain to permissive environment with a moderate to High Threat Level.

CONDITION: Given a mission, all required personnel, and C4I-related infrastructure and equipment.

STANDARD: By achieving mission objectives in a moderate to high threat level environment without exposing personnel to unnecessary risk.

EVENT COMPONENTS:

1. Conduct pre-mission area study.
2. Conduct threat assessments.
3. Develop force protection procedures.
4. Implement force protection procedures.
5. Conduct reassessment.

REFERENCES:

1. Guide - Surveillance Countermeasures Surveillance Countermeasures: A Serious Guide to Detecting, Evading, and Eluding Threats to Personal Privacy, Publisher: ACM IV Security Services (1994)
2. MCWP 2-1 Intelligence Operations
3. MCWP 2-25 Ground Reconnaissance Operations

SUPPORT REQUIREMENTS:

UNITS/PERSONNEL: Reconnaissance Teams; Higher HQ; S2 Representative.

OTHER SUPPORT REQUIREMENTS: CEOI; Scenario script for role players and/or opposing forces; Scenario script; Communications load sets as per the CEOI.

RECN-RAID-5001: Conduct Specialized Raid

SUPPORTED MET(S): 5

EVALUATION-CODED: NO SUSTAINMENT INTERVAL: 1 month

DESCRIPTION: This task provides the procedures required to conduct a specialized raid when given a unit, a mission, and commanders intent, combat load, with any of the following insert platforms: aircraft, boats, wheeled

vehicle transportation, or mechanized transportation. The unit will utilize specialized surface, subsurface, and airborne forms of maneuver for insertion and extraction.

CONDITION: Given a mission, all required personnel, and C4I-related infrastructure and equipment.

STANDARD: By planning, rehearsing, inspecting, inserting, and conducting specialized raids.

EVENT COMPONENTS:

1. Conduct planning.
2. Conduct movement.
3. Conduct actions on objective(s).
4. Prepare for follow-on objective(s).
5. Conduct sensitive site exploitation.
6. Conduct withdrawal.
7. Conduct Debrief.

REFERENCES:

1. FM 3-05.213 Special Forces Pack Animals
2. FM 31-20-5 Special Reconnaissance Tactics, Techniques and Procedures for Special Forces
3. FM 31-23 SPECIAL FORCES MOUNTED OPERATIONS TACTICS, TECHNIQUES, AND PROCEDURES
4. FMFM 6-4 Marine Rifle Company/Platoon
5. MCRP 2-25A Reconnaissance Reports Guide
6. MCRP 3-11.3A Special Forces Waterborne Operations (TC 31-25)
7. MCRP 3-11.4A Helicopter Rope Suspension Techniques (HRST) Operations
8. MCRP 3-16A Tactics, Techniques, and Procedures for the Targeting Process
9. MCRP 4-11.3H Multi-service Tactics, Techniques, and Procedures for Tactical Convoy Operations
10. MCWP 2-25 Ground Reconnaissance Operations
11. MCWP 3-1 Ground Combat Operations
12. MCWP 3-11.2 Marine Rifle Squad
13. MCWP 3-11.3 Scouting and Patrolling
14. MCWP 3-11.4 Helicopterborne Operations
15. MCWP 3-15.6 Military Free-Fall Parachuting Tactics, Techniques, and Procedures
16. MCWP 3-15.7 Static-Line Parachuting Techniques and Training
17. MCWP 3-43.1 Raid Operations
18. MCWP 5-1 Marine Corps Planning Process (MCP)
19. SH 21-76 Ranger Handbook
20. SOCOM Handbook SOCOM Combat Convoy Handbook

SUPPORT REQUIREMENTS:

ORDNANCE:

<u>DODIC</u>	<u>Quantity</u>
A023 Cartridge, 12 Gauge 1 Ounce Slug Com	125 cartridges per Platoon
A024 Cartridge, 12 Gauge Door Breaching M	125 cartridges per Platoon
A059 Cartridge, 5.56mm Ball M855 10/Clip	1800 cartridges per Platoon
A063 Cartridge, 5.56mm Tracer M856 Single	300 cartridges per Platoon
A064 Cartridge, 5.56mm 4 Ball M855/1 Trac	2000 cartridges per Platoon

A131 Cartridge, 7.62mm 4 Ball M80/1 Trace	2000 cartridges per Platoon
A475 Cartridge, Caliber .45 Ball M1911	1000 cartridges per Platoon
A576 Cartridge, Caliber .50 4 API M8/1 AP	2000 cartridges per Platoon
A606 Cartridge, Caliber .50 API MK211 Mod	2000 cartridges per Platoon
AA11 Cartridge, 7.62mm Long Range M118 LR	200 cartridges per Platoon
AA40 Cartridge, 5.56mm Jacketed Frangible	1800 cartridges per Platoon
AX14 Primer, Percussion 12 Gauge W209	100 primers per Platoon
B504 Cartridge, 40mm Green Star Parachute	6 cartridges per Platoon
B505 Cartridge, 40mm Red Star Parachute M	6 cartridges per Platoon
B508 Cartridge, 40mm Green Smoke Ground M	6 cartridges per Platoon
B509 Cartridge, 40mm Yellow Smoke Ground	6 cartridges per Platoon
B535 Cartridge, 40mm White Star Parachute	6 cartridges per Platoon
B542 Cartridge, 40mm HEDP M430/M430A1 Lin	2000 cartridges per Platoon
B546 Cartridge, 40mm HEDP M433	600 cartridges per Platoon
C995 Cartridge and Launcher, 84mm M136 AT	6 cartridges per Platoon
G881 Grenade, Hand Fragmentation M67	30 grenades per Platoon
G895 Grenade, Hand Illuminating MK1 Mods	6 grenades per Platoon
G924 Grenade, Hand Riot Control CS-1 M25A	6 grenades per Platoon
G940 Grenade, Hand Green Smoke M18	6 grenades per Platoon
G945 Grenade, Hand Yellow Smoke M18	6 grenades per Platoon
G950 Grenade, Hand Red Smoke M18	6 grenades per Platoon
G963 Grenade, Hand Riot CS M7A3	6 grenades per Platoon
GG04 Grenade, Rubber Ball Non-Lethal 9590	50 grenades per Platoon
GG09 Grenade M84, Stun/Diversionsary Flash	50 grenades per Platoon
K143 Mine, Antipersonnel M18A1 with M57 F	6 mines per Platoon
L306 Signal, Illumination Ground Red Star	6 signals per Platoon
L307 Signal, Illumination Ground White St	6 signals per Platoon
L311 Signal, Illumination Ground Red Star	6 signals per Platoon
L312 Signal, Illumination Ground White St	6 signals per Platoon
L314 Signal, Illumination Ground Green St	6 signals per Platoon
L324 Signal, Smoke Ground Green Parachute	6 grenades per Platoon
L495 Flare, Surface Trip M49 Series	6 flares per Platoon
M028 Demolition Kit, Bangalore Torpedo M1	6 igniters per Platoon
M032 Charge, Demolition Block TNT 1-Pound	20 charges per Platoon
M039 Charge, Demolition Cratering 40-Poun	6 charges per Platoon
M130 Cap, Blasting Electric M6	100 blasting caps per Platoon
M131 Cap, Blasting Non-Electric M7	100 blasting caps per Platoon
M420 Charge, Demolition Shaped M2 Series	2 charges per Platoon
M421 Charge, Demolition Shaped M3 Series	2 charges per Platoon
M456 Cord, Detonating PETN Type I Class E	100 FT per Platoon
M475 Container, Demolition Charge MK2 Mod	6 charges per Platoon
M670 Fuse, Blasting Time M700	100 FT per Platoon
M757 Charge, Assembly Demolition M183 Com	1 charges per Platoon
M980 Charge, Demolition Sheet 0.0831 Inch	10 FT per Platoon
M981 Charge, Demolition Sheet 0.125 Inch	10 FT per Platoon
M982 Charge, Demolition Sheet 0.161 Inch	10 FT per Platoon
ML03 Firing Device, Demolition Multi-Purp	6 igniters per Platoon
MM27 Charge, Demolition Sheet Explosive	10 FT per Platoon
MM30 Charge, Flexible 20 Gram PETN MK140	10 charges per Platoon
MM45 Charge, Demolition Flexible Linear S	10 charges per Platoon
MM46 Charge, Demolition Flexible Linear S	10 charges per Platoon
MM51 Charge, Demolition Low Hazard MK143	10 charges per Platoon
MM52 Charge, Demolition Low Hazard MK144	10 charges per Platoon
MM54 Charge, Demolition Low Hazard MK149	10 charges per Platoon

MM56 Detonator, Non-Electric MK123 Mod 0	10 detonators per Platoon
MN08 Igniter, Time Blasting Fuse with Sho	6 igniters per Platoon
MN89 Dual instantaneous shock tube	16 Roll per Platoon
MU40 Cord, Detonating 400 Grains per Foot	100 FT per Platoon
MU41 Cord, Detonating 200 Grains per Foot	100 FT per Platoon
MU42 Cord, Detonating 100 Grains per Foot	100 FT per Platoon

RANGE/TRAINING AREA:

Facility Code 17410 Maneuver/Training Area, Light Forces
Facility Code 17420 Maneuver/Training Area, Heavy Forces
Facility Code 17440 Personnel/Equipment Drop Zone
Facility Code 17760 MOUT Assault Course (MAC)
Facility Code 17963 MOUT Collective Training Facility (Large)

AIRCRAFT: Rotary Wing: AH-1, UH-1, CH-46, CH-53, CH-47, UH-60, MV-22 Fixed
Wing: AV8B, F18, AC130, A10, MC130, KC130 UAV: Predator and Raven.

MISCELLANEOUS:

SPECIAL PERSONNEL CERTS: RSO; FAC; TACP; JTAC; Insert/Extract officer(s)
specifically associated with insert/extract methods utilized.

RECEN-RAID-5002: Conduct an assault

SUPPORTED MET(S): None

EVALUATION-CODED: NO **SUSTAINMENT INTERVAL:** 12 months

CONDITION: Given a mission, all required personnel, and C4I-related
infrastructure and equipment.

STANDARD: By utilizing the principles and fundamentals of Close Quarter
Tactics to dominate and secure the objective.

EVENT COMPONENTS:

1. Move from the LCC to the entry point.
2. Engage threats, as required.
3. Employ diversion(s), as required.
4. Enter the objective.
5. Clear the objective.
6. Employ marks as required.
7. Eliminate threats, as required.
8. Process occupants.
9. Search objective.
10. Conduct SSE.
11. Conduct consolidation.
12. Report required information.
13. Depart the objective.
14. Continue with mission.

REFERENCES:

1. FMFM 6-4 Marine Rifle Company/Platoon

2. MCRP 2-25A Reconnaissance Reports Guide
3. MCWP 2-25 Ground Reconnaissance Operations
4. MCWP 3-1 Ground Combat Operations
5. MCWP 3-11.2 Marine Rifle Squad
6. MCWP 3-11.3 Scouting and Patrolling
7. MCWP 3-43.1 Raid Operations
8. SH 21-76 Ranger Handbook

SUPPORT REQUIREMENTS:

RANGE/TRAINING AREA:

Facility Code 17410 Maneuver/Training Area, Light Forces
Facility Code 17420 Maneuver/Training Area, Heavy Forces
Facility Code 17440 Personnel/Equipment Drop Zone
Facility Code 17760 MOUT Assault Course (MAC)
Facility Code 17963 MOUT Collective Training Facility (Large)

MISCELLANEOUS:

SPECIAL PERSONNEL CERTS: RSO

RECN-RAID-5003: Provide Support to a raid

SUPPORTED MET(S): None

EVALUATION-CODED: NO

SUSTAINMENT INTERVAL: 12 months

DESCRIPTION: The unit is conducting supporting actions to facilitate the movement of another unit or element during movement or an assault of an enemy unit. The primary directions of fire and tentative support position have been designated to the supporting unit.

CONDITION: Given a mission, all required personnel, and C4I-related infrastructure and equipment.

STANDARD: By accomplishing the mission in accordance with the commanders intent.

EVENT COMPONENTS:

1. Reconnoiter the tentative position and the routes to it.
2. Ensure the position provides observation of the objective and over-watch of the assault element.
3. Ensure position enables the support element to place suppressive fire on the objective.
4. Assign positions, sectors of fire, and other fire control measures (TRP, FPL, rates of fire, target engagement criteria and priorities, etc.)
5. Maintain continuous communications with, and if possible, observation of the assault element and its route.
6. Alert the assault element of any detected/observed enemy or changes in situation.
7. Initiate, lift, or shift fire on signal or when the assault begins in accordance with the operations order.

REFERENCES:

1. FMFM 6-4 Marine Rifle Company/Platoon
2. MCRP 2-25A Reconnaissance Reports Guide
3. MCWP 2-25 Ground Reconnaissance Operations
4. MCWP 3-1 Ground Combat Operations
5. MCWP 3-11.2 Marine Rifle Squad
6. MCWP 3-11.3 Scouting and Patrolling
7. MCWP 3-43.1 Raid Operations
8. SH 21-76 Ranger Handbook

SUPPORT REQUIREMENTS:

RANGE/TRAINING AREA:

Facility Code 17410 Maneuver/Training Area, Light Forces
Facility Code 17420 Maneuver/Training Area, Heavy Forces
Facility Code 17440 Personnel/Equipment Drop Zone
Facility Code 17760 MOUT Assault Course (MAC)
Facility Code 17963 MOUT Collective Training Facility (Large)

MISCELLANEOUS:

SPECIAL PERSONNEL CERTS: RSO

RECN-RAID-5004: Provide Security for a raid

SUPPORTED MET(S): None

EVALUATION-CODED: NO **SUSTAINMENT INTERVAL:** 12 months

DESCRIPTION: The unit is establishing a security position(s) to isolate and/or contain the objective area.

CONDITION: Given a mission, all required personnel, and C4I-related infrastructure and equipment.

STANDARD: By accomplishing the mission in accordance with the commanders intent.

EVENT COMPONENTS:

1. Reconnoiter the tentative position and the routes to it.
2. Ensure the position provides observation and fields of fire.
3. Assign positions, sectors of fire, and other fire control measures (TRP, FPL, rates of fire, target engagement criteria and priorities, etc.)
4. Maintain continuous communications with, and if possible, observation of the assault element and its route.
5. Alert the assault element of any detected/observed enemy or changes in situation.
6. Engage enemy targets attempting to enter or flee the objective area in accordance with the operations order.

REFERENCES:

1. FMFM 6-4 Marine Rifle Company/Platoon

2. MCRP 2-25A Reconnaissance Reports Guide
3. MCWP 2-25 Ground Reconnaissance Operations
4. MCWP 3-1 Ground Combat Operations
5. MCWP 3-11.2 Marine Rifle Squad
6. MCWP 3-11.3 Scouting and Patrolling
7. MCWP 3-43.1 Raid Operations
8. SH 21-76 Ranger Handbook

SUPPORT REQUIREMENTS:

RANGE/TRAINING AREA:

Facility Code 17410 Maneuver/Training Area, Light Forces
Facility Code 17420 Maneuver/Training Area, Heavy Forces
Facility Code 17440 Personnel/Equipment Drop Zone
Facility Code 17760 MOUT Assault Course (MAC)
Facility Code 17963 MOUT Collective Training Facility (Large)

MISCELLANEOUS:

SPECIAL PERSONNEL CERTS: RSO

RECN-RAID-5005: Conduct Sensitive Site Exploitation (SSE)

SUPPORTED MET(S): None

EVALUATION-CODED: NO

SUSTAINMENT INTERVAL: 12 months

DESCRIPTION: Sensitive Site Exploitation is a systematical searching process in order to collect information, material, and persons from a designated location and analyzing them to answer information requirements, facilitate subsequent operations, or support criminal prosecution.

CONDITION: Given a mission, all required personnel, and C4I-related infrastructure and equipment.

STANDARD: By processing a target area to collect information, material, and persons from a designated location to answer information requirements, facilitate subsequent operations or support criminal prosecution.

EVENT COMPONENTS:

1. Task organize unit to facilitate SSE.
2. Conduct actions on the objective(s).
3. Establish control measures.
4. Execute SSE.
5. Preserve evidence.
6. Transfer control of site if required.
7. Transfer evidence.
8. Disseminate information and intelligence as required.

REFERENCES:

1. FM 3-24 Counterinsurgency
2. FM 3-90.15 Tactics, Techniques, and Procedures for Tactical Operations

- Involving Sensitive Sites
3. MCWP 2-25 Ground Reconnaissance Operations

SUPPORT REQUIREMENTS:

RANGE/TRAINING AREA:

Facility Code 17410 Maneuver/Training Area, Light Forces
Facility Code 17420 Maneuver/Training Area, Heavy Forces
Facility Code 17440 Personnel/Equipment Drop Zone
Facility Code 17760 MOUT Assault Course (MAC)
Facility Code 17963 MOUT Collective Training Facility (Large)

MISCELLANEOUS:

SPECIAL PERSONNEL CERTS: RSO.

REC-RAID-5006: Employ a Military Working Dog (MWD) Team

SUPPORTED MET(S): None

EVALUATION-CODED: NO SUSTAINMENT INTERVAL: 6 months

CONDITION: Given a mission and a requirement for military working dog support

STANDARD: By integrating the working dog team into the scheme of maneuver to meet operational requirements and in a timeline established by the commander.

EVENT COMPONENTS:

1. Identify requirement.
2. Determine available assets.
3. Outline MWD capabilities.
4. Identify logistical support.

REFERENCES:

1. MCWP 2-25 Ground Reconnaissance Operations
2. MCWP 3-43.1 Raid Operations
3. OPNAVINST 5585.2B Military Working Dog Manual

SUPPORT REQUIREMENTS:

RANGE/TRAINING AREA:

Facility Code 17413 Field Training Area
Facility Code 17420 Maneuver/Training Area, Heavy Forces
Facility Code 17962 MOUT Collective Training Facility (Small)
Facility Code 17963 MOUT Collective Training Facility (Large)

REC-SHAP-5001: Conduct Battlespace Shaping Operations

SUPPORTED MET(S): 6

EVALUATION-CODED: YES

SUSTAINMENT INTERVAL: 12 months

DESCRIPTION: This task provides the procedures required to conduct battlespace shaping operations. Battlespace shaping operations can include the employment of direct fire weapons, demolitions, indirect fire, precision guided munitions, and naval fires in order to destroy or neutralize enemy forces, deny the enemy freedom of action, or facilitate friendly forces maneuver.

CONDITION: Given a mission, all required personnel, and C4I-related infrastructure and equipment.

STANDARD: By planning, rehearsing, inspecting, inserting, confirming, and conducting battlespace shaping operations.

EVENT COMPONENTS:

1. Conduct planning.
2. Conduct movement.
3. Conduct actions on objective(s).
4. Prepare for follow-on objective(s).
5. Conduct sensitive site exploitation, as required.
6. Conduct withdrawal.
7. Conduct Debrief.

REFERENCES:

1. FM 3-05.213 Special Forces Pack Animals
2. FM 31-20-5 Special Reconnaissance Tactics, Techniques and Procedures for Special Forces
3. FM 31-23 SPECIAL FORCES MOUNTED OPERATIONS TACTICS, TECHNIQUES, AND PROCEDURES
4. FMFM 6-4 Marine Rifle Company/Platoon
5. MCRP 2-25A Reconnaissance Reports Guide
6. MCRP 3-11.3A Special Forces Waterborne Operations (TC 31-25)
7. MCRP 3-11.4A Helicopter Rope Suspension Techniques (HRST) Operations
8. MCRP 3-16A Tactics, Techniques, and Procedures for the Targeting Process
9. MCRP 4-11.3H Multi-service Tactics, Techniques, and Procedures for Tactical Convoy Operations
10. MCWP 2-25 Ground Reconnaissance Operations
11. MCWP 3-1 Ground Combat Operations
12. MCWP 3-11.2 Marine Rifle Squad
13. MCWP 3-11.3 Scouting and Patrolling
14. MCWP 3-11.4 Helicopterborne Operations
15. MCWP 3-15.6 Military Free-Fall Parachuting Tactics, Techniques, and Procedures
16. MCWP 3-15.7 Static-Line Parachuting Techniques and Training
17. MCWP 5-1 Marine Corps Planning Process (MCPFP)
18. SH 21-76 Ranger Handbook
19. SOCOM Handbook SOCOM Combat Convoy Handbook

SUPPORT REQUIREMENTS:

ORDNANCE:

<u>DODIC</u>	<u>Quantity</u>
A023 Cartridge, 12 Gauge 1 Ounce Slug Com	500 cartridges per Platoon

A024 Cartridge, 12 Gauge Door Breaching M	500 cartridges per Platoon
A059 Cartridge, 5.56mm Ball M855 10/Clip	7200 cartridges per Platoon
A063 Cartridge, 5.56mm Tracer M856 Single	12000 cartridges per Platoon
A064 Cartridge, 5.56mm 4 Ball M855/1 Trac	6000 cartridges per Platoon
A131 Cartridge, 7.62mm 4 Ball M80/1 Trace	6000 cartridges per Platoon
A475 Cartridge, Caliber .45 Ball M1911	3000 cartridges per Platoon
A576 Cartridge, Caliber .50 4 API M8/1 AP	6000 cartridges per Platoon
A606 Cartridge, Caliber .50 API MK211 Mod	6000 cartridges per Platoon
AA11 Cartridge, 7.62mm Long Range M118 LR	600 cartridges per Platoon
AA40 Cartridge, 5.56mm Jacketed Frangible	5400 cartridges per Platoon
AX14 Primer, Percussion 12 Gauge W209	100 primers per Platoon
B504 Cartridge, 40mm Green Star Parachute	6 cartridges per Platoon
B505 Cartridge, 40mm Red Star Parachute M	6 cartridges per Platoon
B508 Cartridge, 40mm Green Smoke Ground M	6 cartridges per Platoon
B509 Cartridge, 40mm Yellow Smoke Ground	6 cartridges per Platoon
B535 Cartridge, 40mm White Star Parachute	6 cartridges per Platoon
B542 Cartridge, 40mm HEDP M430/M430A1 Lin	6000 cartridges per Platoon
B546 Cartridge, 40mm HEDP M433	1800 cartridges per Platoon
C995 Cartridge and Launcher, 84mm M136 AT	6 cartridges per Platoon
G881 Grenade, Hand Fragmentation M67	60 grenades per Platoon
G895 Grenade, Hand Illuminating MK1 Mods	6 grenades per Platoon
G924 Grenade, Hand Riot Control CS-1 M25A	6 grenades per Platoon
G940 Grenade, Hand Green Smoke M18	6 grenades per Platoon
G945 Grenade, Hand Yellow Smoke M18	6 grenades per Platoon
G950 Grenade, Hand Red Smoke M18	6 grenades per Platoon
G963 Grenade, Hand Riot CS M7A3	6 grenades per Platoon
GG04 Grenade, Rubber Ball Non-Lethal 9590	60 grenades per Platoon
GG09 Grenade M84, Stun/Diversiory Flash	60 grenades per Platoon
K143 Mine, Antipersonnel M18A1 with M57 F	6 mines per Platoon
L306 Signal, Illumination Ground Red Star	6 signals per Platoon
L307 Signal, Illumination Ground White St	6 signals per Platoon
L311 Signal, Illumination Ground Red Star	6 signals per Platoon
L312 Signal, Illumination Ground White St	6 signals per Platoon
L314 Signal, Illumination Ground Green St	6 signals per Platoon
L324 Signal, Smoke Ground Green Parachute	6 signals per Platoon
L495 Flare, Surface Trip M49 Series	6 flares per Platoon
M028 Demolition Kit, Bangalore Torpedo M1	6 detonators per Platoon
M032 Charge, Demolition Block TNT 1-Pound	20 charges per Platoon
M039 Charge, Demolition Cratering 40-Poun	6 charges per Platoon
M130 Cap, Blasting Electric M6	300 blasting caps per Platoon
M131 Cap, Blasting Non-Electric M7	300 blasting caps per Platoon
M420 Charge, Demolition Shaped M2 Series	6 charges per Platoon
M421 Charge, Demolition Shaped M3 Series	6 charges per Platoon
M456 Cord, Detonating PETN Type I Class E	300 FT per Platoon
M475 Container, Demolition Charge MK2 Mod	6 charges per Platoon
M670 Fuse, Blasting Time M700	300 FT per Platoon
M757 Charge, Assembly Demolition M183 Com	3 charges per Platoon
M980 Charge, Demolition Sheet 0.0831 Inch	30 FT per Platoon
M981 Charge, Demolition Sheet 0.125 Inch	30 FT per Platoon
M982 Charge, Demolition Sheet 0.161 Inch	30 FT per Platoon
ML03 Firing Device, Demolition Multi-Purp	18 primers per Platoon
MM27 Charge, Demolition Sheet Explosive	30 FT per Platoon
MM30 Charge, Flexible 20 Gram PETN MK140	30 cutters per Platoon
MM45 Charge, Demolition Flexible Linear S	30 charges per Platoon

MM46 Charge, Demolition Flexible Linear S	30 charges per Platoon
MM51 Charge, Demolition Low Hazard MK143	30 cutters per Platoon
MM52 Charge, Demolition Low Hazard MK144	30 charges per Marine
MM54 Charge, Demolition Low Hazard MK149	30 charges per Platoon
MM56 Detonator, Non-Electric MK123 Mod 0	30 detonators per Platoon
MN08 Igniter, Time Blasting Fuse with Sho	18 igniters per Platoon
MN89 Dual instantaneous shock tube	16 Roll per Platoon
MU40 Cord, Detonating 400 Grains per Foot	300 FT per Platoon
MU41 Cord, Detonating 200 Grains per Foot	300 FT per Platoon
MU42 Cord, Detonating 100 Grains per Foot	300 FT per Platoon

RANGE/TRAINING AREA:

Facility Code 17410 Maneuver/Training Area, Light Forces
Facility Code 17420 Maneuver/Training Area, Heavy Forces
Facility Code 17760 MOUT Assault Course (MAC)
Facility Code 17963 MOUT Collective Training Facility (Large)

AIRCRAFT: Rotary Wing: AH-1, UH-1, CH-46, CH-53, CH-47, UH-60, MV-22 Fixed Wing: AV8B, F18, AC130, A10, MC130, KC130 UAV: Predator and Raven.

MISCELLANEOUS:

ADMINISTRATIVE INSTRUCTIONS: A065, A075, A080, AA12, AA21, B519, B584, G811, G878, G982, L598 and L599 can be used in training.

SPECIAL PERSONNEL CERTS: RSO; FAC; TACP; JTAC; Insert/Extract officer(s) specifically associated with insert/extract methods utilized.

RECN-SHAP-5002: Conduct Sniper operations in Support of Reconnaissance

SUPPORTED MET(S): None

EVALUATION-CODED: NO

SUSTAINMENT INTERVAL: 12 months

DESCRIPTION: This task provides the procedure for planning, coordinating, and employing a sniper element in order to provide precision fires in support of a reconnaissance patrol.

CONDITION: Given a mission, Recon sniper element, a static position and/or aerial platform, all required personnel, and C4I-related infrastructure and equipment.

STANDARD: By supporting all phases of the reconnaissance patrol.

EVENT COMPONENTS:

1. Conduct planning.
2. Infiltrate area.
3. Provide sniper support to reconnaissance elements.
4. Conduct actions on the objective.
5. Conduct extract.

REFERENCES:

1. FM 31-20-5 Special Reconnaissance Tactics, Techniques and Procedures for Special Forces
2. FMFM 6-4 Marine Rifle Company/Platoon
3. MCRP 2-25A Reconnaissance Reports Guide
4. MCRP 3-16A Tactics, Techniques, and Procedures for the Targeting Process
5. MCWP 2-25 Ground Reconnaissance Operations
6. MCWP 3-1 Ground Combat Operations
7. MCWP 3-11.2 Marine Rifle Squad
8. MCWP 3-11.3 Scouting and Patrolling
9. MCWP 3-15.3 Scout Sniping
10. SH 21-76 Ranger Handbook

SUPPORT REQUIREMENTS:

ORDNANCE:

<u>DODIC</u>	<u>Quantity</u>
A059 Cartridge, 5.56mm Ball M855 10/Clip	60 rounds per weapon
A606 Cartridge, Caliber .50 API MK211 Mod	60 rounds per weapon
AA11 Cartridge, 7.62mm Long Range M118 LR	60 rounds per weapon

RANGE/TRAINING AREA:

Facility Code 17410 Maneuver/Training Area, Light Forces
Facility Code 17560 Sniper Field-Fire Range
Facility Code 17760 MOUT Assault Course (MAC)
Facility Code 17963 MOUT Collective Training Facility (Large)

AIRCRAFT: Rotary Wing: UH-1, CH-46, CH-53, CH-47, UH-60, MV-22

RECN-SHAP-5003: Conduct Sniper Operations in Support of a Raid

SUPPORTED MET(S): None

EVALUATION-CODED: NO **SUSTAINMENT INTERVAL:** 12 months

DESCRIPTION: This task provides the procedure for planning, coordinating, and employing a sniper element to provide precision, interdiction fires in support of a ground assault force during a raid.

CONDITION: Given a mission, Recon sniper element, a static position and/or aerial platform, all required personnel, and C4I-related infrastructure and equipment.

STANDARD: By providing sniper support during all phases of the raid.

EVENT COMPONENTS:

1. Conduct planning.
2. Infiltrate area.
3. Support raid force.
4. Provide precision fires.
5. Conduct link-up, as required.
6. Conduct extract.

REFERENCES:

1. FM 31-20-5 Special Reconnaissance Tactics, Techniques and Procedures for Special Forces
2. FMFM 6-4 Marine Rifle Company/Platoon
3. MCRP 2-25A Reconnaissance Reports Guide
4. MCRP 3-16A Tactics, Techniques, and Procedures for the Targeting Process
5. MCWP 2-25 Ground Reconnaissance Operations
6. MCWP 3-1 Ground Combat Operations
7. MCWP 3-11.2 Marine Rifle Squad
8. MCWP 3-11.3 Scouting and Patrolling
9. MCWP 3-15.3 Scout Sniping
10. SH 21-76 Ranger Handbook

SUPPORT REQUIREMENTS:

ORDNANCE:

<u>DODIC</u>	<u>Quantity</u>
A059 Cartridge, 5.56mm Ball M855 10/Clip	60 rounds per weapon
A606 Cartridge, Caliber .50 API MK211 Mod	60 rounds per weapon
AA11 Cartridge, 7.62mm Long Range M118 LR	60 rounds per weapon

RANGE/TRAINING AREA:

Facility Code 17410 Maneuver/Training Area, Light Forces
Facility Code 17560 Sniper Field-Fire Range
Facility Code 17760 MOUT Assault Course (MAC)
Facility Code 17963 MOUT Collective Training Facility (Large)

AIRCRAFT: Rotary Wing: UH-1, CH-46, CH-53, CH-47, UH-60, MV-22

MISCELLANEOUS:

SPECIAL PERSONNEL CERTS: RSO; FAC; TACP; JTAC; Insert/Extract officer(s) specifically associated with insert/extract methods utilized.

RECN-SHAP-5004: Conduct Sniper Operations in support of vehicle interdiction

SUPPORTED MET(S): None

EVALUATION-CODED: NO **SUSTAINMENT INTERVAL:** 12 months

DESCRIPTION: This task provides the procedure for planning, coordinating, and employing a sniper element to provide precision, interdiction fires from static positions, mobile positions, and/or aerial platforms to conduct a vehicle interdiction.

CONDITION: Given a mission, Recon sniper element, a static position and/or aerial platform, all required personnel, and C4I-related infrastructure and equipment.

STANDARD: By providing precision, interdiction fires when needed in support of a vehicle interdiction.

EVENT COMPONENTS:

1. Conduct planning.
2. Infiltrate area.
3. Control engagement area.
4. Provide interdiction fires.
5. Conduct vehicle interdiction.
6. Conduct link-up.
7. Conduct extract.

REFERENCES:

1. FM 31-20-5 Special Reconnaissance Tactics, Techniques and Procedures for Special Forces
2. FMFM 6-4 Marine Rifle Company/Platoon
3. MCRP 2-25A Reconnaissance Reports Guide
4. MCRP 3-16A Tactics, Techniques, and Procedures for the Targeting Process
5. MCWP 2-25 Ground Reconnaissance Operations
6. MCWP 3-1 Ground Combat Operations
7. MCWP 3-11.2 Marine Rifle Squad
8. MCWP 3-11.3 Scouting and Patrolling
9. MCWP 3-15.3 Scout Sniping
10. SH 21-76 Ranger Handbook

SUPPORT REQUIREMENTS:

ORDNANCE:

<u>DODIC</u>	<u>Quantity</u>
A059 Cartridge, 5.56mm Ball M855 10/Clip	60 rounds per weapon
A606 Cartridge, Caliber .50 API MK211 Mod	60 rounds per weapon
AA11 Cartridge, 7.62mm Long Range M118 LR	60 rounds per weapon

RANGE/TRAINING AREA:

Facility Code 17410 Maneuver/Training Area, Light Forces
Facility Code 17560 Sniper Field-Fire Range
Facility Code 17963 MOUT Collective Training Facility (Large)

AIRCRAFT: Rotary Wing: UH-1, CH-46, CH-53, CH-47, UH-60, MV-22

MISCELLANEOUS:

SPECIAL PERSONNEL CERTS: RSO; FAC; TACP; JTAC; Insert/Extract officer(s) specifically associated with insert/extract methods utilized.

RECN-SHAP-5005: Conduct Counter Sniper Operations

SUPPORTED MET(S): None

EVALUATION-CODED: NO

SUSTAINMENT INTERVAL: 12 months

DESCRIPTION: This task provides the procedure for planning, coordinating, and employing a sniper element to conduct counter sniper operations in support of higher, adjacent, and supporting unit(s) to eliminate an enemy sniper threat.

CONDITION: Given a mission, Recon sniper element, an area of operations with an enemy sniper threat, all required personnel, and C4I-related infrastructure and equipment.

STANDARD: By eliminating the threat of an enemy sniper(s).

EVENT COMPONENTS:

1. Conduct planning.
2. Infiltrate area.
3. Occupy observation post.
4. Control enemy sniper.
5. Engage enemy sniper.
6. Conduct link-up.
7. Conduct extract.

REFERENCES:

1. FM 31-20-5 Special Reconnaissance Tactics, Techniques and Procedures for Special Forces
2. FMFM 6-4 Marine Rifle Company/Platoon
3. MCRP 2-25A Reconnaissance Reports Guide
4. MCRP 3-16A Tactics, Techniques, and Procedures for the Targeting Process
5. MCWP 2-25 Ground Reconnaissance Operations
6. MCWP 3-1 Ground Combat Operations
7. MCWP 3-11.2 Marine Rifle Squad
8. MCWP 3-11.3 Scouting and Patrolling
9. MCWP 3-15.3 Scout Sniping
10. SH 21-76 Ranger Handbook

SUPPORT REQUIREMENTS:

ORDNANCE:

<u>DODIC</u>	<u>Quantity</u>
A059 Cartridge, 5.56mm Ball M855 10/Clip	60 rounds per weapon
A606 Cartridge, Caliber .50 API MK211 Mod	60 rounds per weapon
AA11 Cartridge, 7.62mm Long Range M118 LR	60 rounds per weapon

RANGE/TRAINING AREA:

Facility Code 17410 Maneuver/Training Area, Light Forces
Facility Code 17560 Sniper Field-Fire Range
Facility Code 17760 MOUT Assault Course (MAC)
Facility Code 17963 MOUT Collective Training Facility (Large)

AIRCRAFT: Rotary Wing: UH-1, CH-46, CH-53, CH-47, UH-60, MV-22

MISCELLANEOUS:

SPECIAL PERSONNEL CERTS: RSO; FAC; TACP; JTAC; Insert/Extract officer(s) specifically associated with insert/extract methods utilized.

RECN-SHAP-5006: Conduct Hunter/Killer Operations

SUPPORTED MET(S): None

EVALUATION-CODED: NO

SUSTAINMENT INTERVAL: 12 months

DESCRIPTION: This task describes the procedures to move a patrol and their equipment from one position to another to gain an advantage over or avoid a position of disadvantage with respect to an enemy. Hunter/Killer patrols use fire support or maneuver forces to prevent, hinder, or delay the use of a safe haven, area, or route by enemy forces.

CONDITION: Given a target of tactical/operational/strategic significance, in a hostile, politically sensitive, or denied environment, while working independently from friendly support.

STANDARD: By attacking the target and achieving the degree of destruction specified in the operation order (OPORD).

EVENT COMPONENTS:

1. Conduct area assessment.
2. Conduct planning.
3. Conduct reconnaissance.
4. Prioritize targets.
5. Conduct movement.
6. Employ fires.
7. Conduct maneuver and attack.
8. Destroy target.
9. Conduct post-attack procedures.

REFERENCES:

1. FM 31-20-5 Special Reconnaissance Tactics, Techniques and Procedures for Special Forces
2. FMFM 6-4 Marine Rifle Company/Platoon
3. Joint Special Operations University Hunter/ Killer Teams: Attacking Enemy Safe Havens
4. MCRP 2-25A Reconnaissance Reports Guide
5. MCRP 3-16A Tactics, Techniques, and Procedures for the Targeting Process
6. MCWP 2-25 Ground Reconnaissance Operations
7. MCWP 3-1 Ground Combat Operations
8. MCWP 3-11.2 Marine Rifle Squad
9. MCWP 3-11.3 Scouting and Patrolling
10. MCWP 3-15.3 Scout Sniping
11. SH 21-76 Ranger Handbook

SUPPORT REQUIREMENTS:

ORDNANCE:

<u>DODIC</u>	<u>Quantity</u>
A023 Cartridge, 12 Gauge 1 Ounce Slug Com	500 cartridges per Platoon
A024 Cartridge, 12 Gauge Door Breaching M	500 cartridges per Platoon
A059 Cartridge, 5.56mm Ball M855 10/Clip	7200 cartridges per Platoon
A063 Cartridge, 5.56mm Tracer M856 Single	12000 cartridges per Platoon
A064 Cartridge, 5.56mm 4 Ball M855/1 Trac	6000 cartridges per Platoon
A131 Cartridge, 7.62mm 4 Ball M80/1 Trace	6000 cartridges per Platoon
A475 Cartridge, Caliber .45 Ball M1911	3000 cartridges per Platoon
A576 Cartridge, Caliber .50 4 API M8/1 AP	6000 cartridges per Platoon
A606 Cartridge, Caliber .50 API MK211 Mod	6000 cartridges per Platoon

AA11 Cartridge, 7.62mm Long Range M118 LR	600 cartridges per Platoon
AA40 Cartridge, 5.56mm Jacketed Frangible	5400 cartridges per Platoon
AX14 Primer, Percussion 12 Gauge W209	100 primers per Platoon
B504 Cartridge, 40mm Green Star Parachute	6 cartridges per Platoon
B505 Cartridge, 40mm Red Star Parachute M	6 cartridges per Platoon
B508 Cartridge, 40mm Green Smoke Ground M	6 cartridges per Platoon
B509 Cartridge, 40mm Yellow Smoke Ground	6 cartridges per Platoon
B535 Cartridge, 40mm White Star Parachute	6 cartridges per Platoon
B542 Cartridge, 40mm HEDP M430/M430A1 Lin	6000 cartridges per Platoon
B546 Cartridge, 40mm HEDP M433	1800 cartridges per Platoon
B584 Cartridge, 40mm Practice M918 Linked	6000 cartridges per Platoon
C995 Cartridge and Launcher, 84mm M136 AT	6 cartridges per Platoon
G881 Grenade, Hand Fragmentation M67	60 grenades per Platoon
G895 Grenade, Hand Illuminating MK1 Mods	6 grenades per Platoon
G924 Grenade, Hand Riot Control CS-1 M25A	6 grenades per Platoon
G940 Grenade, Hand Green Smoke M18	6 grenades per Platoon
G945 Grenade, Hand Yellow Smoke M18	6 grenades per Platoon
G950 Grenade, Hand Red Smoke M18	6 grenades per Platoon
G963 Grenade, Hand Riot CS M7A3	6 grenades per Platoon
G982 Grenade, Hand Practice Smoke TA M83	6 grenades per Platoon
GG04 Grenade, Rubber Ball Non-Lethal 9590	60 grenades per Platoon
GG04 Grenade, Rubber Ball Non-Lethal 9590	60 grenades per Platoon
GG09 Grenade M84, Stun/Diversiory Flash	6 grenades per Platoon
K143 Mine, Antipersonnel M18A1 with M57 F	6 mines per Platoon
L306 Signal, Illumination Ground Red Star	6 signals per Platoon
L307 Signal, Illumination Ground White St	6 signals per Platoon
L311 Signal, Illumination Ground Red Star	6 signals per Platoon
L312 Signal, Illumination Ground White St	6 signals per Platoon
L314 Signal, Illumination Ground Green St	6 signals per Platoon
L324 Signal, Smoke Ground Green Parachute	6 signals per Platoon
L495 Flare, Surface Trip M49 Series	6 flares per Platoon
M028 Demolition Kit, Bangalore Torpedo M1	6 detonators per Platoon
M032 Charge, Demolition Block TNT 1-Pound	20 charges per Platoon
M039 Charge, Demolition Cratering 40-Poun	6 charges per Platoon
M130 Cap, Blasting Electric M6	300 blasting caps per Platoon
M131 Cap, Blasting Non-Electric M7	300 blasting caps per Platoon
M420 Charge, Demolition Shaped M2 Series	6 charges per Platoon
M421 Charge, Demolition Shaped M3 Series	6 charges per Platoon
M456 Cord, Detonating PETN Type I Class E	300 FT per Platoon
M475 Container, Demolition Charge MK2 Mod	6 charges per Platoon
M670 Fuse, Blasting Time M700	300 FT per Platoon
M757 Charge, Assembly Demolition M183 Com	3 charges per Platoon
M980 Charge, Demolition Sheet 0.0831 Inch	30 FT per Platoon
M981 Charge, Demolition Sheet 0.125 Inch	30 FT per Platoon
M982 Charge, Demolition Sheet 0.161 Inch	30 FT per Platoon
ML03 Firing Device, Demolition Multi-Purp	18 detonators per Platoon
MM27 Charge, Demolition Sheet Explosive	30 FT per Platoon
MM30 Charge, Flexible 20 Gram PETN MK140	30 charges per Platoon
MM45 Charge, Demolition Flexible Linear S	30 charges per Platoon
MM46 Charge, Demolition Flexible Linear S	30 charges per Platoon
MM51 Charge, Demolition Low Hazard MK143	30 charges per Platoon
MM52 Charge, Demolition Low Hazard MK144	30 charges per Platoon
MM54 Charge, Demolition Low Hazard MK149	30 charges per Platoon
MM56 Detonator, Non-Electric MK123 Mod 0	30 detonators per Platoon

MN08 Igniter, Time Blasting Fuse with Sho	18 igniters per Platoon
MN89 Dual instantaneous shock tube	16 Roll per Platoon
MU40 Cord, Detonating 400 Grains per Foot	300 FT per Platoon
MU41 Cord, Detonating 200 Grains per Foot	300 FT per Platoon
MU42 Cord, Detonating 100 Grains per Foot	300 FT per Platoon

RANGE/TRAINING AREA:

Facility Code 17410 Maneuver/Training Area, Light Forces
Facility Code 17420 Maneuver/Training Area, Heavy Forces
Facility Code 17440 Personnel/Equipment Drop Zone
Facility Code 17760 MOUT Assault Course (MAC)
Facility Code 17963 MOUT Collective Training Facility (Large)

AIRCRAFT: Rotary Wing: AH-1, UH-1, CH-46, CH-53, CH-47, UH-60, MV-22 Fixed Wing: AV8B, F18, AC130, A10, MC130, KC130 UAV: Predator and Raven.

MISCELLANEOUS:

ADMINISTRATIVE INSTRUCTIONS: To be trained to standard this task is to be conducted for a duration of 10-20 days requiring multiple iterations of conducting attacks, resupply, and fragmentary orders/field planning to exploit generated intelligence and maintain tactical gains.

SPECIAL PERSONNEL CERTS: RSO; FAC; TACP; JTAC; Insert/Extract officer(s) specifically associated with insert/extract methods utilized.

RECEN-SHAP-5007: Conduct an Ambush

SUPPORTED MET(S): None

EVALUATION-CODED: NO **SUSTAINMENT INTERVAL:** 12 months

DESCRIPTION: This task provides the procedures for conducting a surprise attack by fire from concealed positions on a moving or temporarily halted enemy.

CONDITION: Given a target of tactical/operational/strategic significance, in a hostile, politically sensitive, or denied environment, while working independently from friendly support.

STANDARD: By attacking the target and achieving the degree of destruction.

EVENT COMPONENTS:

1. Conduct reconnaissance of tentative ambush site.
2. Identify and confirm kill zone.
3. Organize unit into assault element, support element, and a security element.
4. Establish positions by assault element, support element, and security element.
5. Employ explosives/demolitions, supporting arms, etc. in support of the ambush.
6. Initiate ambush upon enemy forces.

7. Conduct sensitive site exploitation, as required.
8. Conduct search, as required.
9. Conduct EPW procedures, as required.
10. Conduct consolidation of forces.
11. Withdraw from ambush site.
12. Conduct Debrief.

REFERENCES:

1. FM 23-23 Antipersonnel Mine M18A1 Claymore
2. FM 31-20-5 Special Reconnaissance Tactics, Techniques and Procedures for Special Forces
3. FM 3-23.30 Grenades and Pyrotechnic Signals
4. FM 5-250 Explosives and Demolitions
5. FMFM 6-4 Marine Rifle Company/Platoon
6. Joint Special Operations University Hunter/ Killer Teams: Attacking Enemy Safe Havens
7. MCRP 2-25A Reconnaissance Reports Guide
8. MCRP 3-16A Tactics, Techniques, and Procedures for the Targeting Process
9. MCWP 2-25 Ground Reconnaissance Operations
10. MCWP 3-1 Ground Combat Operations
11. MCWP 3-11.2 Marine Rifle Squad
12. MCWP 3-11.3 Scouting and Patrolling
13. MCWP 3-15.3 Scout Sniping
14. SH 21-76 Ranger Handbook

SUPPORT REQUIREMENTS:

ORDNANCE:

<u>DODIC</u>	<u>Quantity</u>
A023 Cartridge, 12 Gauge 1 Ounce Slug Com	500 cartridges per Platoon
A024 Cartridge, 12 Gauge Door Breaching M	500 cartridges per Platoon
A059 Cartridge, 5.56mm Ball M855 10/Clip	7200 cartridges per Platoon
A063 Cartridge, 5.56mm Tracer M856 Single	12000 cartridges per Platoon
A064 Cartridge, 5.56mm 4 Ball M855/1 Trac	6000 cartridges per Platoon
A075 Cartridge, 5.56mm Blank M200 Linked	3000 cartridges per Platoon
A131 Cartridge, 7.62mm 4 Ball M80/1 Trace	6000 cartridges per Platoon
A576 Cartridge, Caliber .50 4 API M8/1 AP	6000 cartridges per Platoon
A606 Cartridge, Caliber .50 API MK211 Mod	6000 cartridges per Platoon
AA11 Cartridge, 7.62mm Long Range M118 LR	600 cartridges per Platoon
AA40 Cartridge, 5.56mm Jacketed Frangible	5400 cartridges per Platoon
AX14 Primer, Percussion 12 Gauge W209	100 primers per Platoon
B504 Cartridge, 40mm Green Star Parachute	6 cartridges per Platoon
B505 Cartridge, 40mm Red Star Parachute M	6 cartridges per Platoon
B508 Cartridge, 40mm Green Smoke Ground M	6 cartridges per Platoon
B509 Cartridge, 40mm Yellow Smoke Ground	6 cartridges per Platoon
B535 Cartridge, 40mm White Star Parachute	6 cartridges per Platoon
B542 Cartridge, 40mm HEDP M430/M430A1 Lin	6000 cartridges per Platoon
B546 Cartridge, 40mm HEDP M433	1800 cartridges per Platoon
C995 Cartridge and Launcher, 84mm M136 AT	6 cartridges per Platoon
G881 Grenade, Hand Fragmentation M67	60 grenades per Platoon
G895 Grenade, Hand Illuminating MK1 Mods	6 grenades per Platoon
G924 Grenade, Hand Riot Control CS-1 M25A	6 grenades per Platoon
G940 Grenade, Hand Green Smoke M18	6 grenades per Platoon
G945 Grenade, Hand Yellow Smoke M18	6 grenades per Platoon

G950 Grenade, Hand Red Smoke M18	6 grenades per Platoon
G963 Grenade, Hand Riot CS M7A3	6 grenades per Platoon
GG04 Grenade, Rubber Ball Non-Lethal 9590	60 grenades per Platoon
GG09 Grenade M84, Stun/Diversiory Flash	60 grenades per Platoon
K143 Mine, Antipersonnel M18A1 with M57 F	6 mines per Platoon
L306 Signal, Illumination Ground Red Star	6 signals per Platoon
L307 Signal, Illumination Ground White St	6 signals per Platoon
L311 Signal, Illumination Ground Red Star	6 signals per Platoon
L312 Signal, Illumination Ground White St	6 signals per Platoon
L314 Signal, Illumination Ground Green St	6 signals per Platoon
L324 Signal, Smoke Ground Green Parachute	6 signals per Platoon
L495 Flare, Surface Trip M49 Series	6 flares per Platoon
M028 Demolition Kit, Bangalore Torpedo M1	6 detonators per Platoon
M032 Charge, Demolition Block TNT 1-Pound	20 charges per Platoon
M039 Charge, Demolition Cratering 40-Poun	6 charges per Platoon
M130 Cap, Blasting Electric M6	300 blasting caps per Platoon
M131 Cap, Blasting Non-Electric M7	300 blasting caps per Platoon
M420 Charge, Demolition Shaped M2 Series	6 charges per Platoon
M421 Charge, Demolition Shaped M3 Series	6 charges per Platoon
M456 Cord, Detonating PETN Type I Class E	300 FT per Platoon
M475 Container, Demolition Charge MK2 Mod	6 cases per Platoon
M670 Fuse, Blasting Time M700	300 FT per Platoon
M757 Charge, Assembly Demolition M183 Com	3 charges per Platoon
M980 Charge, Demolition Sheet 0.0831 Inch	30 FT per Platoon
M981 Charge, Demolition Sheet 0.125 Inch	30 FT per Platoon
M982 Charge, Demolition Sheet 0.161 Inch	30 FT per Platoon
ML03 Firing Device, Demolition Multi-Purp	18 detonators per Platoon
MM27 Charge, Demolition Sheet Explosive	30 FT per Platoon
MM30 Charge, Flexible 20 Gram PETN MK140	30 charges per Platoon
MM45 Charge, Demolition Flexible Linear S	30 charges per Platoon
MM46 Charge, Demolition Flexible Linear S	30 charges per Platoon
MM51 Charge, Demolition Low Hazard MK143	30 charges per Platoon
MM52 Charge, Demolition Low Hazard MK144	30 charges per Platoon
MM54 Charge, Demolition Low Hazard MK149	30 charges per Platoon
MM56 Detonator, Non-Electric MK123 Mod 0	30 detonators per Platoon
MN08 Igniter, Time Blasting Fuse with Sho	18 igniters per Platoon
MN89 Dual instantaneous shock tube	16 Roll per Platoon
MU40 Cord, Detonating 400 Grains per Foot	300 FT per Platoon
MU41 Cord, Detonating 200 Grains per Foot	300 FT per Platoon
MU42 Cord, Detonating 100 Grains per Foot	300 FT per Platoon

RANGE/TRAINING AREA:

Facility Code 17410 Maneuver/Training Area, Light Forces
Facility Code 17420 Maneuver/Training Area, Heavy Forces
Facility Code 17440 Personnel/Equipment Drop Zone
Facility Code 17760 MOUT Assault Course (MAC)
Facility Code 17963 MOUT Collective Training Facility (Large)

AIRCRAFT: Rotary Wing: AH-1, UH-1, CH-46, CH-53, CH-47, UH-60, MV-22 Fixed Wing: AV8B, F18, AC130, A10, MC130, KC130

EQUIPMENT: SESAMS-Conversion Kits (M4/M16/M9/M1911) for training.

MATERIAL: Appropriate target materials for training.

MISCELLANEOUS:

SPECIAL PERSONNEL CERTS: RSO; FAC; TACP; JTAC; Insert/Extract officer(s) specifically associated with insert/extract methods utilized; Role players/OPFOR

RECN-SPIE-5001: Conduct Specialized Insertion and/or Extraction

SUPPORTED MET(S): 6

EVALUATION-CODED: YES

SUSTAINMENT INTERVAL: 12 months

DESCRIPTION: This task provides the procedure for conducting specialized forms of maneuver in support of Ground Reconnaissance operations. Specialized forms of maneuver include, but are not limited to surface swimming operations, boat operations, helicopter and HRST operations, combat dive operations, parachute operations, and submarine operations.

CONDITION: Given a mission, all required personnel, and C4I-related infrastructure and equipment.

STANDARD: By planning, rehearsing, inspecting, inserting, confirming, and conducting specialized insertion and extraction.

EVENT COMPONENTS:

1. Conduct planning.
2. Conduct insertion.
3. Conduct movement.
4. Conduct mission.
5. Conduct extraction.
6. Conduct debriefs.

REFERENCES:

1. MCO 3120.11 Marine Corps Parachuting Policy and Program Administration
 2. MCO 3150.4 Diving Policy and Administration
 3. MCO 3500.42A W/ ERRATUM Marine Corps Helicopter Rope Suspension Training Policy (HRST) and Program Administration
 4. MCRP 3-11.3A Special Forces Waterborne Operations (TC 31-25)
 5. MCRP 3-11.4A Helicopter Rope Suspension Techniques (HRST) Operations
 6. MCRP 3-35.9A Multi-Service Tactics, Techniques, and Procedures for military diving operations
 7. MCWP 2-25 Ground Reconnaissance Operations
 8. MCWP 3-11.4 Helicopterborne Operations
 9. MCWP 3-15.6 Military Free-Fall Parachuting Tactics, Techniques, and Procedures
 10. MCWP 3-15.7 Static-Line Parachuting Techniques and Training
 11. SH 21-76 Ranger Handbook
 12. Version I U.S. Navy Dive Manual
 13. Version II U.S. Navy Dive Manual
-

RECNSPIE-5002: Conduct Helicopter Operations

SUPPORTED MET(S): None

EVALUATION-CODED: NO SUSTAINMENT INTERVAL: 12 months

DESCRIPTION: This task provides the procedures to conduct Helicopter Operations.

CONDITION: Given a mission and rotary wing/tilt rotor aircraft, all required personnel, and C4I-related infrastructure and equipment.

STANDARD: By planning, loading, and exiting the aircraft upon arrival at the designated Landing Zone.

EVENT COMPONENTS:

1. Conduct planning.
2. Don/inspect equipment, as required.
3. Conduct movement.
4. Remain oriented during flight.
5. Conduct actions in the aircraft, as required.
6. Execute emergency procedures, as required.
7. Exit aircraft on command.
8. Conduct tactical actions.
9. Maintain communications with the aircraft, as required.
10. Continue mission per the operations order.

REFERENCES:

1. MCO 3500.42A W/ERRATUM Marine Corps Helicopter Rope Suspension Training Policy (HRST) and Program Administration
2. MCRP 3-11.3A Special Forces Waterborne Operations (TC 31-25)
3. MCRP 3-11.4A Helicopter Rope Suspension Techniques (HRST) Operations
4. MCWP 2-25 Ground Reconnaissance Operations
5. MCWP 3-11.4 Helicopterborne Operations
6. MCWP 3-24 Assault Support

SUPPORT REQUIREMENTS:

RANGE/TRAINING AREA:

Facility Code 17410 Maneuver/Training Area, Light Forces
Facility Code 17411 Maneuver/Training Area, Amphibious Forces
Facility Code 17420 Maneuver/Training Area, Heavy Forces

AIRCRAFT: TILTROTOR: MV-22ROTARY WING: AH-1, UH-1, CH-46, CH-53, CH-47, UH-60.

MISCELLANEOUS:

ADMINISTRATIVE INSTRUCTIONS: May require IPHABDS training.

RECNSPIE-5003: Conduct HRST Operations

SUPPORTED MET(S): None

EVALUATION-CODED: NO

SUSTAINMENT INTERVAL: 12 months

DESCRIPTION: This task provides the procedure for helicopter rapid insertion or extraction of ground forces when landing is not possible.

CONDITION: Given a mission and rotary wing/tilt rotor aircraft, specific HRST equipment, all required personnel, and C4I-related infrastructure and equipment.

STANDARD: By conducting rapid insertion/extraction techniques from a aircraft in an area that may not provide suitable landing conditions.

EVENT COMPONENTS:

1. Plan and prepare for the conduct of HRST operations.
2. Conduct briefs, as required.
3. Don/inspect equipment.
4. Rig aircraft.
5. Remain oriented during flight.
6. Conduct actions in the aircraft.
7. Conduct HRST operations from the aircraft.
8. Conduct emergency procedures as required.
9. Recover HRST equipment as required.
10. Conduct debriefs.

REFERENCES:

1. MCO 3500.42A W/ERRATUM Marine Corps Helicopter Rope Suspension Training Policy (HRST) and Program Administration
2. MCRP 3-11.3A Special Forces Waterborne Operations (TC 31-25)
3. MCRP 3-11.4A Helicopter Rope Suspension Techniques (HRST) Operations
4. MCWP 2-25 Ground Reconnaissance Operations
5. MCWP 3-11.4 Helicopterborne Operations
6. MCWP 3-24 Assault Support

SUPPORT REQUIREMENTS:

RANGE/TRAINING AREA:

Facility Code 17410 Maneuver/Training Area, Light Forces
Facility Code 17411 Maneuver/Training Area, Amphibious Forces
Facility Code 17420 Maneuver/Training Area, Heavy Forces
Facility Code 17917 Rappelling Training Area

AIRCRAFT: TILTROTOR: MV-22ROTARY WING: UH-1, CH-46, CH-53, CH-47, UH-60.

UNITS/PERSONNEL: Requires Insertion/Extraction Officer.

MISCELLANEOUS:

ADMINISTRATIVE INSTRUCTIONS: 1. Certified range safety and medical personnel are required. 2. Current in the conduct of HRST operations. 3. This type of training is classified as high risk training, refer to OPNAVINST 1500.75.

SPECIAL PERSONNEL CERTS: HRST Masters

RECNSPIE-5004: Conduct Static Line Parachute Operations

SUPPORTED MET (S): None

EVALUATION-CODED: NO

SUSTAINMENT INTERVAL: 12 months

DESCRIPTION: This task provides the procedure for insertion using low-level static line as the primary means of insertion into a designated drop zone in day or night conditions.

CONDITION: Given a mission, static line parachute, aircraft, all required personnel and equipment, and C4I-related infrastructure and equipment.

STANDARD: By executing a low level static line insertion in day/night/limited visibility conditions while performing in air maneuvers to maintain 25 meter separation between parachutists and land on the designated drop zone within 200 meters of the low man.

EVENT COMPONENTS:

1. Identify the drop zone.
2. Plan and prepare for airborne operations.
3. Conduct mission brief.
4. Conduct final coordination/jump brief.
5. Conduct pilots brief.
6. Prepare aircraft.
7. Conduct Jumpmaster personnel inspection.
8. Execute parachute operations.
9. Conduct actions on the drop zone.
10. Conduct post insertion priorities of work.

REFERENCES:

1. MCO 3120.11 Marine Corps Parachuting Policy and Program Administration
2. MCWP 2-25 Ground Reconnaissance Operations
3. MCWP 3-15.7 Static-Line Parachuting Techniques and Training

SUPPORT REQUIREMENTS:

RANGE/TRAINING AREA:

Facility Code 17440 Personnel/Equipment Drop Zone
Facility Code 17912 Parachute Landing Fall Platform

AIRCRAFT: Suitable Aviation platform

MISCELLANEOUS:

ADMINISTRATIVE INSTRUCTIONS: This type of training is classified as high risk training, refer to OPNAVINST 1500.75.

SPECIAL PERSONNEL CERTS: 1. Appropriate Jumpmaster/rigger support. 2. Current and qualified airborne personnel. 3. Appropriate Range and

medical safety personnel, as required.

RECN-SPIE-5005: Conduct a High Altitude Low Opening (HALO) parachute insertion

SUPPORTED MET(S): None

EVALUATION-CODED: NO

SUSTAINMENT INTERVAL: 12 months

DESCRIPTION: This task provides the procedure for insertion using military free-fall as the primary means of insertion into a designated drop zone in day or night conditions.

CONDITION: Given a mission, a parachute, aircraft operating at an altitude above 18,000 mean sea level, all required personnel and equipment, and C4I-related infrastructure and equipment.

STANDARD: By executing a parachute insertion in day/night/limited visibility conditions while performing in air maneuvers to maintain 25 meter separation between parachutists and land on the designated drop zone within 25 meters of the low man.

EVENT COMPONENTS:

1. Identify the drop zone.
2. Plan and prepare for airborne operations.
3. Prepare Tandem Offset Resupply Delivery System (TORDS).
4. Conduct mission brief.
5. Conduct final coordination/jump brief.
6. Conduct pilots brief.
7. Prepare aircraft.
8. Conduct Jumpmaster personnel inspection.
9. Execute parachute operations.
10. Conduct actions on the drop zone.
11. Conduct post insertion priorities of work.

REFERENCES:

1. FM 3-05.210 Special Forces Air Operations
2. MCO 3120.11 Marine Corps Parachuting Policy and Program Administration
3. MCWP 2-25 Ground Reconnaissance Operations
4. MCWP 3-15.6 Military Free-Fall Parachuting Tactics, Techniques, and Procedures

SUPPORT REQUIREMENTS:

RANGE/TRAINING AREA:

Facility Code 17440 Personnel/Equipment Drop Zone
Facility Code 17912 Parachute Landing Fall Platform

AIRCRAFT: Suitable Aviation platform

EQUIPMENT: Required equipment includes military free fall parachute, supplemental oxygen, parachutist individual equipment kit, individual

fighting load (helmet, body armor, load carriage, weapon, night vision goggles, and personal communications), combat equipment (mission essential, sustainment load), TORDS Equipment, and navigational aids.

MISCELLANEOUS:

ADMINISTRATIVE INSTRUCTIONS: 1. Different parachutes may be used in the execution of this task; the intended parachute to execute this task is the special application parachute (HG-380). 2. Night vision goggles should be worn for all low light MFF operations by parachutists and jumpmasters. The use of night vision goggles reduce risk and enhance visual situational awareness. 3. Parachutists and jumpmasters must be proficient in the use of all navigational aids, including magnetic compasses and global positioning system (GPS) devices. 4. Sustainment of this task requires the parachutist to exit the aircraft wearing each of the armor protective levels (APL): non-ballistic through ballistic. 5. This type of training is classified as high risk training, refer to OPNAVINST 1500.75.

SPECIAL PERSONNEL CERTS: 1. Appropriate Jumpmaster, rigger, aero-medical physical technician support. 2. Current and qualified Military Freefall personnel. 3. Current and qualified Tandem Offset Re-supply Delivery System (TORDS) Personnel.

REC-N-SPIE-5006: Conduct a High Altitude High Opening (HAHO) parachute insertion

SUPPORTED MET(S): None

EVALUATION-CODED: NO

SUSTAINMENT INTERVAL: 12 months

DESCRIPTION: This task provides the procedure for insertion using military free-fall as the primary means of insertion into a designated drop zone in day or night conditions.

CONDITION: Given a mission, a parachute, aircraft operating at an altitude above 18,000 mean sea level, all required personnel and equipment, and C4I-related infrastructure and equipment.

STANDARD: By executing a parachute insertion in day/night/limited visibility conditions while performing in air maneuvers to maintain 25 meter separation between parachutists and land on the designated drop zone within 25 meters of the low man.

EVENT COMPONENTS:

1. Identify the drop zone.
2. Plan and prepare for airborne operations.
3. Prepare Tandem Offset Resupply Delivery System (TORDS).
4. Conduct mission brief.
5. Conduct final coordination/jump brief.
6. Conduct pilots brief.
7. Prepare aircraft.
8. Conduct Jumpmaster personnel inspection.

9. Execute parachute operations.
10. Conduct actions on the drop zone.
11. Conduct post insertion priorities of work.

REFERENCES:

1. FM 3-05.210 Special Forces Air Operations
2. MCO 3120.11 Marine Corps Parachuting Policy and Program Administration
3. MCWP 2-25 Ground Reconnaissance Operations
4. MCWP 3-15.6 Military Free-Fall Parachuting Tactics, Techniques, and Procedures

SUPPORT REQUIREMENTS:

RANGE/TRAINING AREA:

Facility Code 17440 Personnel/Equipment Drop Zone
Facility Code 17912 Parachute Landing Fall Platform

AIRCRAFT: Suitable Aviation platform

EQUIPMENT: Required equipment includes military free fall parachute, supplemental oxygen, parachutist individual equipment kit, individual fighting load (helmet, body armor, load carriage, weapon, night vision goggles, and personal communications), combat equipment (mission essential, sustainment load), TORDS Equipment, and navigational aids.

MISCELLANEOUS:

ADMINISTRATIVE INSTRUCTIONS: 1. Different parachutes may be used in the execution of this task; the intended parachute to execute this task is the special application parachute (HG-380). 2. Night vision goggles should be worn for all low light MFF operations by parachutists and jumpmasters. The use of night vision goggles reduce risk and enhance visual situational awareness. 3. Parachutists and jumpmasters must be proficient in the use of all navigational aids, including magnetic compasses and global positioning system (GPS) devices. 4. Sustainment of this task requires the parachutist to exit the aircraft wearing each of the armor protective levels (APL): non-ballistic through ballistic. 5. This type of training is classified as high risk training, refer to OPNAVINST 1500.75.

SPECIAL PERSONNEL CERTS: 1. Appropriate Jumpmaster, rigger, aero-medical physical technician support. 2. Current and qualified Military Freefall personnel. 3. Current and qualified Tandem Offset Re-supply Delivery System (TORDS) Personnel.

RECN-SPIE-5007: Conduct an intentional water parachute insertion

SUPPORTED MET(S): None

EVALUATION-CODED: NO

SUSTAINMENT INTERVAL: 12 months

DESCRIPTION: This task provides the procedure for insertion using parachuting as the primary means of insertion into a designated water drop

zone in day or night conditions.

CONDITION: Given a mission, a parachute, aircraft, all required personnel and equipment, and C4I-related infrastructure and equipment.

STANDARD: By executing a parachute insertion in day/night/limited visibility conditions while performing in air maneuvers to maintain 25 meter separation between parachutists and land on the designated drop zone.

EVENT COMPONENTS:

1. Identify the drop zone.
2. Plan and prepare for airborne operations.
3. Conduct wet silk training.
4. Prepare Special Operations Combat Expendable Platform (SOCEP).
5. Conduct mission brief.
6. Conduct final coordination/jump brief.
7. Conduct pilots brief.
8. Prepare aircraft.
9. Conduct Jumpmaster personnel inspection.
10. Execute parachute operations.
11. Conduct actions on the drop zone.
12. Conduct post insertion priorities of work.

REFERENCES:

1. FM 3-05.210 Special Forces Air Operations
2. FM 3-05.212 Special Forces Waterborne Operations
3. MCO 3120.11 Marine Corps Parachuting Policy and Program Administration
4. MCWP 2-25 Ground Reconnaissance Operations
5. MCWP 3-15.6 Military Free-Fall Parachuting Tactics, Techniques, and Procedures
6. MCWP 3-15.7 Static-Line Parachuting Techniques and Training

SUPPORT REQUIREMENTS:

RANGE/TRAINING AREA:

Facility Code 17440 Personnel/Equipment Drop Zone
Facility Code 17912 Parachute Landing Fall Platform

AIRCRAFT: Suitable Aviation platform.

EQUIPMENT: Combat Rubber Raiding Craft.

MISCELLANEOUS:

ADMINISTRATIVE INSTRUCTIONS: This type of training is classified as high risk training, refer to OPNAVINST 1500.75.

SPECIAL PERSONNEL CERTS: 1. Appropriate Jumpmaster/rigger support. 2. Current and qualified airborne personnel. 3. Appropriate Range and medical safety personnel, as required.

REC�-SPIE-5008: Conduct Surface Vessel Deployment and Recovery Operations

SUPPORTED MET(S): None

EVALUATION-CODED: NO SUSTAINMENT INTERVAL: 12 months

DESCRIPTION: This task provides the procedure for launching and recovering from a vessel at sea while over the horizon, to allow for a clandestine operation.

CONDITION: Given a mission, a small craft, a support craft, all required personnel and equipment, and C4I-related infrastructure and equipment.

STANDARD: By rigging and deploying organic assets from a surface vessel in a designated area to conduct an amphibious movement to a BLS.

EVENT COMPONENTS:

1. Conduct planning.
2. Make coordination.
3. Conduct mission/insert Brief.
4. Maintain communications.
5. Execute movement.
6. Complete recovery.

REFERENCES:

1. COMDINST MI6114.5A U. S. Coast Guard Boat Crew Seamanship Manual
2. FM 3-05.210 Special Forces Air Operations
3. FM 3-05.212 Special Forces Waterborne Operations
4. MCWP 2-25 Ground Reconnaissance Operations

SUPPORT REQUIREMENTS:

RANGE/TRAINING AREA: Facility Code 17411 Maneuver/Training Area, Amphibious Forces

OTHER SUPPORT REQUIREMENTS: Destroyer, LHA/ LHD, LPD, LCAC, LCS, MK-5, and/or LCU. Appropriate swimmers equipment as required, Small Craft (CRRC or RHIB).

MISCELLANEOUS:

ADMINISTRATIVE INSTRUCTIONS: This type of training is classified as high risk training, refer to OPNAVINST 1500.75

SPECIAL PERSONNEL CERTS: Coxswain, Safety Swimmers, Appropriate certified range safety and medical personnel.

REC�-SPIE-5009: Conduct Small Craft Aerial Deployment Operations

SUPPORTED MET(S): None

EVALUATION-CODED: NO SUSTAINMENT INTERVAL: 12 months

DESCRIPTION: This task provides the procedure for inserting in a clandestine manner offshore and conducting an amphibious operation to support follow on missions.

CONDITION: Given a mission, a small craft, aircraft, all required personnel and equipment, and C4I-related infrastructure and equipment.

STANDARD: By planning, coordinating, and executing a limp duck or SOCEP insertion at designated time and location.

EVENT COMPONENTS:

1. Conduct planning.
2. Conduct pilot/jump Brief.
3. Rig aircraft.
4. Rig small craft for Helocast or Special Operations Combat Expendable Platform (SOCEP).
5. Conduct inspections and rehearsals.
6. Remain oriented during flight.
7. Conduct actions in the aircraft.
8. Conduct Helocast or airborne operation.
9. Execute actions on the drop zone.

REFERENCES:

1. COMDINST MI6114.5A U. S. Coast Guard Boat Crew Seamanship Manual
2. FM 3-05.210 Special Forces Air Operations
3. FM 3-05.212 Special Forces Waterborne Operations
4. MCRP 3-11.4A Helicopter Rope Suspension Techniques (HRST) Operations
5. MCWP 2-25 Ground Reconnaissance Operations
6. MCWP 3-15.6 Military Free-Fall Parachuting Tactics, Techniques, and Procedures
7. MCWP 3-15.7 Static-Line Parachuting Techniques and Training

SUPPORT REQUIREMENTS:

RANGE/TRAINING AREA:

Facility Code 17411 Maneuver/Training Area, Amphibious Forces
Facility Code 17440 Personnel/Equipment Drop Zone
Facility Code 17908 Amphibious Vehicle Training Area

AIRCRAFT: Suitable Aviation platform.

EQUIPMENT: Combat Rubber Raiding Craft.

MISCELLANEOUS:

ADMINISTRATIVE INSTRUCTIONS: This type of training is classified as high risk training, refer to OPNAVINST 1500.75.

SPECIAL PERSONNEL CERTS: 1. Appropriate Jumpmaster/rigger support. 2. Current and qualified airborne personnel. 3. Appropriate Range and medical safety personnel, Coxswain, Safety Swimmers, as required.

RECNSPIE-5010: Conduct Open Circuit Diving Operations

SUPPORTED MET(S): None

EVALUATION-CODED: NO **SUSTAINMENT INTERVAL:** 12 months

DESCRIPTION: This task provides the procedures to conduct dive operations in support of data collection and for recovery of personnel and equipment utilizing open circuit dive equipment.

CONDITION: Given a mission, diving platform, all required personnel and equipment, and C4I-related infrastructure and equipment.

STANDARD: By planning, coordinating, and conducting open circuit diving operations in support of data collection and for recovery of personnel and equipment.

EVENT COMPONENTS:

1. Conduct planning.
2. Conduct dive brief.
3. Don/Inspect equipment.
4. Insert divers.
5. Conduct mission.
6. Recover divers.

REFERENCES:

1. MCO 3150.4 Diving Policy and Administration
2. MCRP 3-11.3A Special Forces Waterborne Operations (TC 31-25)
3. MCRP 3-35.9A Multi-Service Tactics, Techniques, and Procedures for military diving operations
4. MCWP 2-25 Ground Reconnaissance Operations
5. SS521-AG-PRO-010 United States Navy Dive Manual

SUPPORT REQUIREMENTS:

RANGE/TRAINING AREA:

Facility Code 17411 Maneuver/Training Area, Amphibious Forces
Facility Code 17908 Amphibious Vehicle Training Area

EQUIPMENT: Appropriate diving equipment, Recompression Chamber, Suitable Dive site, Surface and/or sub-surface support craft, tending lines.

UNITS/PERSONNEL: Recorder for tracking diver times and dive supervisor must enter into DJRS.

MISCELLANEOUS:

ADMINISTRATIVE INSTRUCTIONS: 1. Safety divers must be present. 2. Ensure all safety precautions are adhered to when performing this task. 3. Divers must have day/night signaling device. 4. Divers conducting night dives will be marked with appropriate illumination. 5. This type of training is classified as high risk training, refer to OPNAVINST 1500.75. 6. For surf safety considerations, refer to COMNAVSURFPAC/COMNAVSURFLANT INSTRUCTION 3840.1B.

SPECIAL PERSONNEL CERTS: Certified Combatant Divers and Certified Dive Supervisor.

RECEN-SPIE-5011: Conduct a Sub-surface Infiltration/Exfiltration

SUPPORTED MET(S): None

EVALUATION-CODED: NO

SUSTAINMENT INTERVAL: 12 months

DESCRIPTION: This task provides the procedures to insert in a clandestine manner offshore, using underwater breathing apparatus (UBA) equipment, and conduct an amphibious operation to support follow on missions. This task includes, but is not limited to conducting sub-surface, clandestine actions in support of hydrographic surveys.

CONDITION: Given a mission, an insertion platform, all required personnel and equipment, and C4I-related infrastructure and equipment.

STANDARD: By planning, coordinating, and conducting a subsurface movement, complete with all personnel and mission essential equipment accounted for at BLS and prepare for follow on missions.

EVENT COMPONENTS:

1. Conduct mission/insert brief.
2. Conduct dive brief.
3. Don/inspect equipment.
4. Insert divers.
5. Conduct movement.
6. Arrive at BLS or hydrographic survey site.
7. Cache equipment, as required.
8. Execute mission.
9. Conduct exfiltration.

REFERENCES:

1. MCO 3150.4 Diving Policy and Administration
2. MCRP 3-11.3A Special Forces Waterborne Operations (TC 31-25)
3. MCRP 3-35.9A Multi-Service Tactics, Techniques, and Procedures for military diving operations
4. MCWP 2-25 Ground Reconnaissance Operations
5. MCWP 3-13 Employment of Amphibious Assault Vehicles
6. MCWP 3-31.3 Surf Zone Operations
7. SS521-AG-PRO-010 United States Navy Dive Manual

SUPPORT REQUIREMENTS:

RANGE/TRAINING AREA:

Facility Code 17411 Maneuver/Training Area, Amphibious Forces
Facility Code 17912 Parachute Landing Fall Platform

EQUIPMENT: Appropriate diving equipment, Recompression Chamber, Suitable Dive site, Surface and/or sub-surface support craft, tending lines.

UNITS/PERSONNEL: Recorder for tracking diver times and dive supervisor must enter into DJRS.

MISCELLANEOUS:

ADMINISTRATIVE INSTRUCTIONS: 1. Safety divers must be present. 2. Ensure all safety precautions are adhered to when performing this task. 3. Divers must have day/night signaling device. 4. Divers conducting night dives will be marked with appropriate illumination. 5. This type of training is classified as high risk training, refer to OPNAVINST 1500.75. 6. For surf safety considerations, refer to COMNAVSURFPAC/COMNAVSURFLANT INSTRUCTION 3840.1B.

SPECIAL PERSONNEL CERTS: Certified Combatant Divers and Certified Dive Supervisor.

RECN-SPIE-5012: Conduct Submarine Deployment Operations

SUPPORTED MET(S): None

EVALUATION-CODED: NO SUSTAINMENT INTERVAL: 12 months

DESCRIPTION: This task provides the procedures to infiltrate in a clandestine manner from a Submarine in support of Ground Reconnaissance operations.

CONDITION: Given a mission, a submarine, all required personnel and equipment, and C4I-related infrastructure and equipment.

STANDARD: By planning, coordinating, deploying, and recovering from a submarine via subsurface trunk lockout, shelter, or dry deck/wet deck launch.

EVENT COMPONENTS:

1. Conduct mission/insert brief.
2. Conduct dive brief.
3. Don/inspect equipment.
4. Conduct deployment method.
5. Conduct movement.
6. Conduct mission.
7. Recover divers.

REFERENCES:

1. MCO 3150.4 Diving Policy and Administration
2. MCRP 3-11.3A Special Forces Waterborne Operations (TC 31-25)
3. MCRP 3-35.9A Multi-Service Tactics, Techniques, and Procedures for military diving operations
4. MCWP 2-25 Ground Reconnaissance Operations
5. MCWP 3-13 Employment of Amphibious Assault Vehicles
6. MCWP 3-31.3 Surf Zone Operations
7. NWP 79-0-4 Submarine Special Operations Manual, Unconventional Warfare (Confidential)
8. SS521-AG-PRO-010 United States Navy Dive Manual

SUPPORT REQUIREMENTS:

RANGE/TRAINING AREA:

Facility Code 17411 Maneuver/Training Area, Amphibious Forces
Facility Code 17915 Underwater Fording Site

EQUIPMENT: Naval Submarine: Include appropriate rigging and support equipment (trunk ops, lines, CRRC, safety platforms, etc). Recompression chamber and diving equipment as requires.

UNITS/PERSONNEL: Recorder for tracking diver times and dive supervisor must enter into DJRS.

MISCELLANEOUS:

ADMINISTRATIVE INSTRUCTIONS: 1. Safety divers must be present. 2. Ensure all safety precautions are adhered to when performing this task. 3. Divers must have day/night signaling device. 4. Divers conducting night dives will be marked with appropriate illumination. 5. This type of training is classified as high risk training, refer to OPNAVINST 1500.75. 6. For surf safety considerations, refer to COMNAVSURFPAC/COMNAVSURFLANT INSTRUCTION 3840.1B.

SPECIAL PERSONNEL CERTS: Certified Combatant Divers and Certified Dive Supervisor.

RECNSURV-5001: Conduct Surveillance Operations

SUPPORTED MET(S): 5

EVALUATION-CODED: NO **SUSTAINMENT INTERVAL:** 12 months

DESCRIPTION: This task provides the procedure for conducting surveillance in order to obtain, through various collection methods, information about the current activities of an enemy or potential enemy and/or the Area of Operations. Tasks include systematically observing the Area of Operations by visual, aural, electronic, photographic, or other means.

CONDITION: Given a mission, all required personnel, and C4I-related infrastructure and equipment.

STANDARD: By planning, rehearsing, inspecting, inserting, confirming, and conducting surveillance.

EVENT COMPONENTS:

1. Conduct planning.
2. Conduct movement.
3. Conduct mission.
4. Conduct extract.
5. Conduct debriefs.

NAVMC 3500.55B
29 May 2013

REFERENCES:

1. MCWP 2-25 Ground Reconnaissance Operations
 2. MCWP 3-11.3 Scouting and Patrolling
 3. MCWP 3-15.3 Scout Sniping
 4. SH 21-76 Ranger Handbook
-

RECON T&R MANUAL

CHAPTER 6

6000-LEVEL COLLECTIVE EVENTS

	<u>PARAGRAPH</u>	<u>PAGE</u>
INDEX OF COLLECTIVE EVENTS	6000	6-2
6000-LEVEL EVENTS.	6001	6-2

RECON T&R MANUAL

CHAPTER 6

6000-LEVEL COLLECTIVE EVENTS

6000. INDEX OF COLLECTIVE EVENTS

EVENT CODE	E-CODED	EVENT	PAGE
RECN-AMPH-6001	Y	Direct Amphibious Reconnaissance	6-2
RECN-C2-6001	Y	Deploy to the Operations Area	6-4
RECN-C2-6002	Y	Prepare supplies, equipment, and vehicle for embarkation	6-4
RECN-C2-6003	Y	Establish and Operate a Reconnaissance Operations Center (ROC)	6-5
RECN-COMM-6001	Y	Establish communications	6-6
RECN-GRND-6001	Y	Direct Ground Reconnaissance	6-7
RECN-GRND-6002		Direct Operations in Special Terrain	6-8
RECN-GRND-6003		Conduct Operations in a Denied Area	6-9
RECN-GRND-6004		Conduct convoy operations	6-10
RECN-GRND-6005		Establish a Forward Operating Base (FOB)	6-11
RECN-GRND-6006		Operate a Forward Operating Base (FOB)	6-12
RECN-GRND-6007		Direct Company offensive operations	6-13
RECN-GRND-6008		Direct Company defensive operations	6-15
RECN-GRND-6009		Direct Company urban operations	6-16
RECN-GRND-6010		Conduct tactical logistics	6-18
RECN-GRND-6011		Conduct a relief in place (RIP)	6-19
RECN-INTL-6001		Direct Intelligence Operations	6-21
RECN-INTL-6002		Provide Level II Intelligence Reports	6-22
RECN-INTL-6003		Provide Level III Intelligence Reports	6-23
RECN-MED-6001		Process Casualties	6-24
RECN-MED-6002		Direct field sanitation	6-25
RECN-PLAN-6001	Y	Conduct Deliberate Planning	6-26
RECN-PLAN-6002	Y	Conduct Crisis Action Planning	6-27
RECN-PLAN-6003		Conduct Fire Support Coordination	6-29
RECN-PLAN-6004		Coordinate Combat Support	6-29
RECN-PLAN-6005		Conduct Operational Security	6-30
RECN-PLAN-6006		Adapt Force Protection Posture to Operational Environment	6-31
RECN-RAID-6001	Y	Direct a Specialized Raid	6-32
RECN-SHAP-6001	Y	Direct Battlespace Shaping Operations	6-34
RECN-SPIE-6001	Y	Direct Specialized Insertion and Extraction	6-35
RECN-SURV-6001		Direct Surveillance Operations	6-36

6001. 6000-LEVEL EVENTS

RECN-AMPH-6001: Direct Amphibious Reconnaissance

SUPPORTED MET(S): 2, 4, 7

EVALUATION-CODED: YES

SUSTAINMENT INTERVAL: 12 months

DESCRIPTION: This task provides the procedure for conducting amphibious reconnaissance in order to plan, coordinate, and conduct pre-landing hydrographic surveys of planned beaches, landing sites, and ports to determine ability to support amphibious operations. This task includes providing a Confirmatory Beach Report to the supported commander and conducting surveys of rivers to support river crossings and other riverine operations.

CONDITION: Given a mission, all required personnel, and C4I-related infrastructure and equipment.

STANDARD: By planning, coordinating, and conducting amphibious reconnaissance.

EVENT COMPONENTS:

1. Conduct planning.
2. Coordinate and direct movement.
3. Coordinate and direct mission.
4. Coordinate and direct extract.
5. Coordinate, direct, and conduct debriefs.

PREREQUISITE EVENTS:

RECN-C2-6003	RECN-GRND-6002	RECN-PLAN-6001
RECN-PLAN-6002	RECN-SPIE-6001	

CHAINED EVENTS:

RECN-AMPH-4001	RECN-AMPH-5001
----------------	----------------

RELATED EVENTS:

RECN-AMPH-2601	RECN-C2-2601	RECN-C2-2602
RECN-C2-2609	RECN-GRND-2602	RECN-INTL-2602
RECN-INTL-2609	RECN-PLAN-2601	RECN-PLAN-2602
RECN-PLAN-2603	RECN-PLAN-2617	RECN-PLAN-2622

REFERENCES:

1. BOWDITCH American Practical Navigator
2. MCRP 3-11.3A Special Forces Waterborne Operations (TC 31-25)
3. MCWP 2-25 Ground Reconnaissance Operations
4. TM 09665A-13&P/1-1 Operation and Maintenance of the Combat Rubber Reconnaissance Craft

SUPPORT REQUIREMENTS:

RANGE/TRAINING AREA:

Facility Code 17411 Maneuver/Training Area, Amphibious Forces
Facility Code 17440 Personnel/Equipment Drop Zone

MISCELLANEOUS:

ADMINISTRATIVE INSTRUCTIONS: This type of training is classified as high risk training, refer to OPNAVINST 1500.75.

EQUIPMENT HOURS: Surface/subsurface/aviation launch and recovery platform

SPECIAL PERSONNEL CERTS: Coxswain, Safety Swimmers, Appropriate certified range safety and medical personnel

REC-N-C2-6001: Deploy to the Operational Area

SUPPORTED MET(S): 1, 2, 3, 4, 5, 7

EVALUATION-CODED: YES

SUSTAINMENT INTERVAL: 12 months

DESCRIPTION: This task describes the procedures to move units and their systems from one position to another in order to gain a position of advantage over or avoid a position of disadvantage with respect to an enemy.

CONDITION: Given a mission with operational/strategic significance, in a hostile, politically sensitive or denied environment and possessing all required personnel, required external support and equipment, and C4I-related infrastructure and equipment.

STANDARD: By arriving at the area of operations with all mission-essential personnel while maintaining operations security.

EVENT COMPONENTS:

1. Conduct Pre-deployment activities.
2. Conduct the Pre-deployment Site Survey (PDSS), as required.
3. Conduct Operational Planning.
4. Conduct Logistical Planning.
5. Conduct deployment.

PREREQUISITE EVENTS:

REC-N-C2-6002 REC-N-PLAN-6001 REC-N-PLAN-6002
REC-N-PLAN-6006

CHAINED EVENTS:

REC-N-C2-4001 REC-N-C2-5001

REFERENCES:

1. MCWP 2-25 Ground Reconnaissance Operations
 2. MCWP 5-1 Marine Corps Planning Process (MCP)
-

REC-N-C2-6002: Prepare supplies, equipment, and vehicles for embarkation

SUPPORTED MET(S): 2, 3, 4, 5

EVALUATION-CODED: YES

SUSTAINMENT INTERVAL: 12 months

DESCRIPTION: Embarkation readiness includes having all materials to prepare gear and personnel for movement.

CONDITION: Given the materials required, prepare the company gear and equipment for embarkation.

STANDARD: By having the company ready for embarkation within the time allotted in the movement order and associated annexes.

EVENT COMPONENTS:

1. Identify embark requirements and provide input to embark planners for Time, Phased, Force Deployment Data (TPFDD) generation.
2. Ensure that all containers/boxes are serviceable.
3. Ensure that all containers/boxes have the proper tactical markings.
4. Submit request for pallet boards to the S-4, as required.
5. Submit request for packing lists envelopes to the S-4, as required.
6. Ensure pallets are serviceable.
7. Submit request for banding material to the S-4, as required.
8. Submit request for waterproofing materials to the S-4, as required.
9. Ensure vehicles are thoroughly clean.
10. Ensure lashing materials (cargo straps) to secure mobile loads are available (coordinate with the Motor Transport Section).
11. Ensure fuel and water cans are available from Supply and MT section.
12. Submit request for embarkation placards to the S-4, as required.
13. Submit request for vehicle shoring to the Motor Transport Section, as required.

PREREQUISITE EVENTS:

REC-PLAN-6001 REC-PLAN-6002

CHAINED EVENTS: REC-C2-5002

REFERENCES:

1. MCRP 4-11.3G Unit Embarkation Handbook
2. MCWP 2-25 Ground Reconnaissance Operations

SUPPORT REQUIREMENTS:

EQUIPMENT: Water proofing materials, Packing lists, Packing lists envelopes, Embarkation placards, Pallet boards, Vehicle shoring, Duct tape, Stencils, Spray paint, Color coded tags, Baggage tags, serialized bands

OTHER SUPPORT REQUIREMENTS: Personal gear (seabags, kit bags, issue packs) must be properly marked (color coded) as per guidance from higher HQ.

MISCELLANEOUS:

ADMINISTRATIVE INSTRUCTIONS: The S-4 will provide assistance and supervision throughout the process.

RECN-C2-6003: Establish and Operate a Reconnaissance Operations Center (ROC)

SUPPORTED MET(S): 2, 3, 4, 5, 6, 7

EVALUATION-CODED: YES

SUSTAINMENT INTERVAL: 12 months

DESCRIPTION: This task describes the procedures for establishment of a ROC to facilitate command and control, as well as facilitate information processing and exchange between employed forces and higher/adjacent/supported/subordinate units, following receipt of a mission tasking order.

CONDITION: Given a recon company and all required personnel and C4I-related infrastructure and equipment.

STANDARD: To control and provide support to forces, as well as receive, process and disseminate intelligence for use by higher, adjacent and supported units.

EVENT COMPONENTS:

1. Establish ROC.
2. Implement ROC SOP.
3. Establish Battle Rhythm.
4. Conduct planning.
5. Conduct Force Protection.
6. Task employed units.
7. Process information.
8. Disseminate information.
9. Support forces.

PREREQUISITE EVENTS:

RECN-COMM-6001	RECN-GRND-6002	RECN-INTL-6001
RECN-MED-6001	RECN-PLAN-6005	

CHAINED EVENTS:

RECN-C2-2001	RECN-C2-5003
--------------	--------------

RELATED EVENTS:

RECN-C2-2601	RECN-C2-2602	RECN-C2-2603
RECN-C2-2604	RECN-C2-2605	RECN-C2-2606
RECN-COMM-2601	RECN-GRND-2602	RECN-INTL-2601
RECN-MED-2601		

REFERENCES:

1. FMFM 6-3 Marine Infantry Battalion
2. MCDP 1-0 Marine Corps Operations
3. MCRP 2-25A Reconnaissance Reports Guide
4. MCWP 2-25 Ground Reconnaissance Operations
5. MCWP 5-1 Marine Corps Planning Process (MCP)

SUPPORT REQUIREMENTS:

EQUIPMENT: C4 Suite.

RECN-COMM-6001: Establish communications

SUPPORTED MET(S): 2, 3, 4, 5, 6, 7

EVALUATION-CODED: YES SUSTAINMENT INTERVAL: 12 months

CONDITION: Given a recon company, a mission, all required personnel, Communication-Electronics Operations Instructions (CEOI), and voice and data communications equipment.

STANDARD: By receiving/inputting mission information in order to accomplish the commander's intent.

EVENT COMPONENTS:

1. Determine communication requirements based on mission analysis.
2. Request communication and logistic support based on the communications plan.
3. Establish, operate, and maintain data and voice networks with higher, adjacent, subordinate, and supporting (HASS) organizations.

PREREQUISITE EVENTS: RECN-PLAN-6001

CHAINED EVENTS:

RECN-COMM-4001 RECN-COMM-5001

RELATED EVENTS:

RECN-COMM-2601 RECN-COMM-2602 RECN-COMM-2603
RECN-COMM-2604 RECN-PLAN-2611

REFERENCES:

1. MCDP 6 Command and Control
2. MCRP 3-40.3B Radio Operator's Handbook
3. MCWP 2-25 Ground Reconnaissance Operations

RECN-GRND-6001: Direct Ground Reconnaissance

SUPPORTED MET(S): 3, 4, 7

EVALUATION-CODED: YES SUSTAINMENT INTERVAL: 12 months

DESCRIPTION: This task provides the procedure for conducting ground reconnaissance in order to conduct collections within the MAGTF Area of Operations and Area of Influence. Ground Reconnaissance companies may be tasked to conduct and perform area reconnaissance, zone reconnaissance, and employ surveillance assets. When properly task organized with other forces, equipment, or personnel, Ground Reconnaissance companies can conduct specialized engineer, radio, mobile, and other unique reconnaissance missions.

CONDITION: Given a mission, all required personnel, and C4I-related infrastructure and equipment.

STANDARD: By planning, coordinating, and conducting ground reconnaissance.

EVENT COMPONENTS:

1. Conduct planning.
2. Coordinate and direct insert.
3. Coordinate and direct movement.
4. Coordinate and direct mission.
5. Coordinate and direct extract.
6. Coordinate, direct, and conduct debriefs.

PREREQUISITE EVENTS:

RECN-C2-6003	RECN-GRND-6002	RECN-INTL-6001
RECN-PLAN-6001	RECN-PLAN-6002	RECN-SPIE-6001
RECN-SURV-6001		

CHAINED EVENTS:

RECN-DEMO-4001	RECN-GRND-5001
----------------	----------------

RELATED EVENTS:

RECN-C2-2601	RECN-C2-2602	RECN-C2-2609
RECN-DEMO-2601	RECN-GRND-2601	RECN-GRND-2602
RECN-INTL-2602	RECN-INTL-2609	RECN-PLAN-2601
RECN-PLAN-2602	RECN-PLAN-2603	RECN-PLAN-2617
RECN-PLAN-2622		

REFERENCES:

1. FM 3-05.50 Army Special Operations Forces Ranger Operations
2. MCWP 2-25 Ground Reconnaissance Operations
3. MCWP 3-11.3 Scouting and Patrolling
4. MCWP 3-15.3 Scout Sniping

RECN-GRND-6002: Direct Operations in Special Terrain

SUPPORTED MET(S): 2, 3, 4, 5, 6

EVALUATION-CODED: NO

SUSTAINMENT INTERVAL: 12 months

CONDITION: Given a mission, all required personnel, and C4I-related infrastructure and equipment.

STANDARD: By ensuring platoon(s) gain access to the environment, persist within the operational area, effectively blend into the operational environment, maintain security, react appropriately to the enemy situation, and accomplish the assigned mission.

EVENT COMPONENTS:

1. Plan, coordinate, and direct operations in a jungle environment.
2. Plan, coordinate, and direct riverine operations.
3. Plan, coordinate, and direct a river crossing.
4. Plan, coordinate, and direct operations in an urban terrain.
5. Plan, coordinate, and direct operations in a desert environment.
6. Plan, coordinate, and direct operations in mountainous terrain.

7. Plan, coordinate, and direct operations in a cold weather environment.

PREREQUISITE EVENTS:

RECN-C2-6003 RECN-PLAN-6001 RECN-PLAN-6002

CHAINED EVENTS:

RECN-GRND-4002 RECN-GRND-5002

RELATED EVENTS:

RECN-GRND-2606 RECN-GRND-2607 RECN-GRND-2608

REFERENCES:

1. FM 3-05.50 Army Special Operations Forces Ranger Operations
 2. MCWP 2-25 Ground Reconnaissance Operations
 3. MCWP 3-11.3 Scouting and Patrolling
 4. MCWP 3-15.3 Scout Sniping
-

RECN-GRND-6003: Conduct Operations in a Denied Area

SUPPORTED MET(S): 2, 3, 4, 5

EVALUATION-CODED: NO

SUSTAINMENT INTERVAL: 12 months

DESCRIPTION: This task provides the procedure for conducting operations in a denied area without compromise.

CONDITION: Given a mission, all required personnel, and C4I-related infrastructure and equipment.

STANDARD: By gaining access to the environment, persisting within the operational area, maintaining security, reacting appropriately to the enemy situation, and accomplishing the assigned mission.

EVENT COMPONENTS:

1. Establish a Forward Operating Base, as required.
2. Direct operations, as required.
3. Maintain security.
4. React to the enemy situation.

PREREQUISITE EVENTS:

RECN-GRND-6002 RECN-GRND-6004 RECN-GRND-6005
RECN-GRND-6010 RECN-PLAN-6001 RECN-PLAN-6002

CHAINED EVENTS:

RECN-GRND-4003 RECN-GRND-5003

RELATED EVENTS:

RECN-C2-2601 RECN-C2-2602 RECN-COMM-2601
RECN-GRND-2602 RECN-GRND-2603 RECN-GRND-2604
RECN-GRND-2609 RECN-INTL-2601 RECN-PLAN-2609
RECN-PLAN-2612 RECN-PLAN-2622 RECN-PLAN-2623

REFERENCES:

1. FM 3-05.213 Special Forces Pack Animals
2. FM 31-20-5 Special Reconnaissance Tactics, Techniques and Procedures for Special Forces
3. FM 31-23 SPECIAL FORCES MOUNTED OPERATIONS TACTICS, TECHNIQUES, AND PROCEDURES
4. MCRP 4-11.3H Multi-service Tactics, Techniques, and Procedures for Tactical Convoy Operations
5. MCWP 2-25 Ground Reconnaissance Operations
6. SOCOM Handbook SOCOM Combat Convoy Handbook

SUPPORT REQUIREMENTS:

RANGE/TRAINING AREA:

Facility Code 17410 Maneuver/Training Area, Light Forces
Facility Code 17961 Combat In Cities Facility
Facility Code 17962 MOUT Collective Training Facility (Small)

EQUIPMENT: 1. Vehicles with mounted Crew-Served Weapons, radios, optics and navigation aids. 2. Vehicle Hide Kit.

UNITS/PERSONNEL: 1. Licensed drivers required, vehicle mechanics and technicians may be needed. 2. Certified range safety and medical personnel are required. 3. Role players/opposing forces.

RECN-GRND-6004: Conduct convoy operations

SUPPORTED MET(S): 3, 4, 5

EVALUATION-CODED: NO

SUSTAINMENT INTERVAL: 12 months

CONDITION: Given a mission, appropriate equipment and vehicles, all required personnel, and C4I-related infrastructure and equipment.

STANDARD: To resupply a unit or move personnel in a hostile environment across one or more unit's areas of operation.

EVENT COMPONENTS:

1. Conduct planning and coordination.
2. Task organize.
3. Issue order to all organic, attached, and supporting units.
4. Occupy the assembly area.
5. Conduct planning, inspections, and rehearsals relative to critical convoy factors.
6. Conduct movement at specified times and along specified routes, adhering to the briefed order of movement, march interval, and rate of march.
7. Control movement with radio and visual signals.
8. Conduct battle drills to deal with any internal or external factors.
9. Send and receive required reports.
10. Conduct convoy debrief.

PREREQUISITE EVENTS:

REC-PLAN-6001 REC-PLAN-6001 REC-PLAN-6002
REC-PLAN-6004

RELATED EVENTS:

REC-PLAN-2601 REC-GRND-2603 REC-PLAN-2602
REC-PLAN-2603 REC-PLAN-2609 REC-PLAN-2610
REC-PLAN-2612 REC-PLAN-2614 REC-PLAN-2622

REFERENCES:

1. FM 31-20-5 Special Reconnaissance Tactics, Techniques and Procedures for Special Forces
2. FM 31-23 SPECIAL FORCES MOUNTED OPERATIONS TACTICS, TECHNIQUES, AND PROCEDURES
3. MCRP 4-11.3H Multi-service Tactics, Techniques, and Procedures for Tactical Convoy Operations
4. MCWP 2-25 Ground Reconnaissance Operations
5. SOCOM Handbook SOCOM Combat Convoy Handbook

SUPPORT REQUIREMENTS:

RANGE/TRAINING AREA: Facility Code 17410 Maneuver/Training Area, Light Forces

EQUIPMENT: Vehicles with mounted Crew-Served Weapons, radios, optics and navigation aids.

UNITS/PERSONNEL: 1. Vehicle mechanics and technicians might be needed.
2. Role players/opposing forces.

REC-GRND-6005: Establish a Forward Operating Base (FOB)

SUPPORTED MET(S): 2,3,4,5

EVALUATION-CODED: NO

SUSTAINMENT INTERVAL: 12 months

DESCRIPTION: This task describes the procedures for establishment of a Forward Operating Base (FOB).

CONDITION: Given a secure location and given all required personnel and C4I-related infrastructure and equipment

STANDARD: By establishing a base with the capability to provide C4I and to support operational platoon(s) in accordance with the requirements specified in the higher headquarters operations order.

EVENT COMPONENTS:

1. Conduct planning.
2. Coordinate plan with higher and adjacent units.
3. Establish communications.
4. Establish Force Protection procedures.
5. Occupy FOB.

PREREQUISITE EVENTS:

RECN-GRND-6003 RECN-GRND-6004 RECN-PLAN-6001
RECN-PLAN-6006

RELATED EVENTS:

RECN-COMM-2601 RECN-GRND-2603 RECN-PLAN-2602
RECN-PLAN-2605 RECN-PLAN-2606 RECN-PLAN-2609
RECN-PLAN-2610 RECN-PLAN-2611 RECN-PLAN-2612
RECN-PLAN-2613 RECN-PLAN-2614 RECN-PLAN-2620
RECN-PLAN-2622 RECN-PLAN-2623

REFERENCES:

1. FM 3-05.50 Army Special Operations Forces Ranger Operations
2. MCWP 2-25 Ground Reconnaissance Operations
3. MCWP 3-11.3 Scouting and Patrolling
4. MCWP 3-15.3 Scout Sniping

SUPPORT REQUIREMENTS:

RANGE/TRAINING AREA:

Facility Code 17413 Field Training Area
Facility Code 17962 MOUT Collective Training Facility (Small)
Facility Code 17963 MOUT Collective Training Facility (Large)

EQUIPMENT: Engineering support assets.

MATERIAL: Construction materials to include wood, cement, metals, wiring and piping.

UNITS/PERSONNEL: Engineering Personnel.

RECN-GRND-6006: Operate a Forward Operating Base (FOB)

SUPPORTED MET(S): 2, 3, 4, 5, 7

EVALUATION-CODED: NO

SUSTAINMENT INTERVAL: 12 months

DESCRIPTION: This task describes the procedures for establishment of a Forward Operating Base (FOB).

CONDITION: Given all required personnel and C4I-related infrastructure and equipment.

STANDARD: By establishing a base with the capability to provide C4I and support subordinate units.

EVENT COMPONENTS:

1. Effect C2.
2. Update current situation.
3. Conduct command and control operations.
4. Plan future operations.
5. Modify plans as necessary.

6. Enforce OPSEC.
7. Implement force-protection measures.
8. Operate the FOB as a launch and recovery base.

PREREQUISITE EVENTS:

RECN-C2-6003	RECN-COMM-6001	RECN-GRND-6005
RECN-MED-6002	RECN-PLAN-6006	

RELATED EVENTS:

RECN-C2-2601	RECN-C2-2602	RECN-C2-2603
RECN-C2-2604	RECN-C2-2605	RECN-C2-2606
RECN-COMM-2601	RECN-COMM-2602	RECN-COMM-2603
RECN-COMM-2604	RECN-GRND-2605	RECN-MED-2602

REFERENCES:

1. FM 3-05.50 Army Special Operations Forces Ranger Operations
2. MCWP 2-25 Ground Reconnaissance Operations
3. MCWP 3-11.3 Scouting and Patrolling
4. MCWP 3-15.3 Scout Sniping

SUPPORT REQUIREMENTS:

RANGE/TRAINING AREA:

Facility Code 17413 Field Training Area
Facility Code 17962 MOUT Collective Training Facility (Small)
Facility Code 17963 MOUT Collective Training Facility (Large)

EQUIPMENT: Engineering support assets.

MATERIAL: Construction materials to include wood, cement, metals, wiring and piping.

UNITS/PERSONNEL: Engineering Personnel.

RECN-GRND-6007: Direct Company offensive operations

SUPPORTED MET(S): 2, 3, 4, 5, 7

EVALUATION-CODED: NO **SUSTAINMENT INTERVAL:** 12 months

CONDITION: Given a mission, commanders intent, all required personnel, and C4I-related infrastructure and equipment.

STANDARD: By ensuring operational and physical securities are maintained while accomplishing the mission and meeting the commander's intent.

EVENT COMPONENTS:

1. Supervise local security establishment.
2. Begin planning.
3. Issue warning order.
4. Arrange for reconnaissance.
5. Coordinate with adjacent, supporting, and attached units.

6. Make reconnaissance.
7. Confirm enemy location.
8. Confirm support by fire positions.
9. Confirm tentative ground scheme of maneuver.
10. Confirm tactical control measures and routes.
11. Complete the plan.
12. Conduct, coordinate, and complete the fire support/targeting process.
13. Establish target precedence for all weapon systems.
14. Establish priorities of rehearsal and timeline.
15. Establish the signal plan.
16. Issue the order.
17. Supervise occupation of assembly area.
18. Supervise appropriate pre-combat preparations, rehearsals, checks, and inspections.
19. Supervise movement to and occupation of attack position.
20. Initiate tactical deception, if planned.
21. Initiate prearranged fires.
22. Cross line of departure (LD) at the specified time.
23. Report crossing of tactical control measures.
24. Conduct directed actions between line of departure and objective, and on objective.
25. Breach obstacles.
26. Maintain situational awareness of units and factors relative to the attack.
27. Control and direct supporting arms.
28. Complete actions on the objective.
29. Receive and send required reports.
30. Direct and supervise consolidation.
31. Supervise casualty evacuation and logistics operations.
32. Issue fragmentation orders to units in preparation for follow-on missions.

PREREQUISITE EVENTS:

RECN-GRND-6002	RECN-GRND-6003	RECN-MED-6001
RECN-PLAN-6001	RECN-PLAN-6002	RECN-PLAN-6003

CHAINED EVENTS:

RECN-GRND-4017	RECN-GRND-5017
----------------	----------------

RELATED EVENTS:

RECN-C2-2601	RECN-DEMO-2601	RECN-GRND-2602
RECN-GRND-2606	RECN-MED-2601	RECN-PLAN-2602
RECN-PLAN-2603	RECN-PLAN-2605	RECN-PLAN-2606
RECN-PLAN-2607	RECN-PLAN-2608	RECN-PLAN-2609
RECN-PLAN-2610	RECN-PLAN-2611	RECN-PLAN-2612
RECN-PLAN-2613	RECN-PLAN-2614	RECN-PLAN-2617
RECN-PLAN-2622	RECN-PLAN-2623	

REFERENCES:

1. FMFM 6-4 Marine Rifle Company/Platoon
2. JP 3-06 Joint Urban Operations
3. MCRP 3-11.1A Commander's Tactical Handbook
4. MCWP 2-25 Ground Reconnaissance Operations
5. MCWP 3-11.2 Marine Rifle Squad
6. MCWP 3-35.3 Military Operations on Urbanized Terrain (MOUT)

SUPPORT REQUIREMENTS:

RANGE/TRAINING AREA: Facility Code 17410 Maneuver/Training Area, Light Forces

MISCELLANEOUS:

ADMINISTRATIVE INSTRUCTIONS: 1. If performance steps are all satisfied, training can be achieved with external support resources such as CAST facility, sand table, TEWT, etc. 2. Task can be performed as a deliberate or a hasty attack. 3. Simulation may be used to supplement this task before field or live fire training.

REC-GRND-6008: Direct Company defensive operations

SUPPORTED MET(S): 2,3,4,7

EVALUATION-CODED: NO

SUSTAINMENT INTERVAL: 1 month

CONDITION: Given a mission, commanders intent, an assigned area or sector from which to defend, required equipment, and C4I-related infrastructure and equipment.

STANDARD: By ensuring platoon(s) gain access to the environment, persist within the operational area, effectively blend into the operational environment, maintain security, react appropriately to the enemy situation, and accomplish the assigned mission.

EVENT COMPONENTS:

1. Supervise local security establishment.
2. Begin planning.
3. Issue warning order.
4. Arrange for Reconnaissance.
5. Coordinate with adjacent units.
6. Conduct Reconnaissance.
7. Identify and mark subordinate unit primary, alternate, and supplementary positions.
8. Assign sectors of fire for subordinate, supporting, and attached units.
9. Identify and mark command post.
10. Identify and mark occupation routes.
11. Complete the plan.
12. Conduct, coordinate, and complete the fire support/targeting process.
13. Establish trigger lines, engagement criteria, and target precedence for all weapon systems.
14. Establish priorities of work and timeline.
15. Issue the order.
16. Supervise occupation of the defense.
17. Improve security and initiate patrolling plan.
18. Ensure automatic/crew served weapons are properly emplaced.
19. Supervise marking of sectors of fire.
20. Supervise establishment of fields of fire.
21. Supervise emplacement of obstacles.

22. Register fires.
23. Update list of targets to higher.
24. Receive updated target list from higher.
25. Collect fire plan sketches and range cards from subordinate units then refine positions.
26. Submit unit fire plan sketch.
27. Supervise entrenchment of positions.
28. Supervise implementation of communications plan.
29. Confirm counter-attack plan.
30. Rehearse defensive battle drills.
31. Supervise alert postures.
32. Supervise continuing actions.
33. Supervise position improvement and refinement.

PREREQUISITE EVENTS:

REC-GRND-6002	REC-GRND-6003	REC-MED-6001
REC-PLAN-6001	REC-PLAN-6002	REC-PLAN-6003

CHAINED EVENTS:

REC-GRND-4018	REC-GRND-5018
---------------	---------------

RELATED EVENTS:

REC-C2-2601	REC-DEMO-2601	REC-GRND-2602
REC-GRND-2607	REC-MED-2601	REC-PLAN-2601
REC-PLAN-2602	REC-PLAN-2603	REC-PLAN-2605
REC-PLAN-2606	REC-PLAN-2607	REC-PLAN-2608
REC-PLAN-2610	REC-PLAN-2611	REC-PLAN-2613
REC-PLAN-2614	REC-PLAN-2617	REC-PLAN-2622
REC-PLAN-2623		

REFERENCES:

1. FM 90-10-1 Infantryman's Guide to Combat in Built-Up Areas
2. FMFM 6-4 Marine Rifle Company/Platoon
3. MCWP 2-25 Ground Reconnaissance Operations
4. MCWP 3-11.2 Marine Rifle Squad
5. MCWP 3-15.5 (FMFM 2-11) Anti-armor Operations

SUPPORT REQUIREMENTS:

RANGE/TRAINING AREA:

Facility Code 17330 Covered Training Area
Facility Code 17410 Maneuver/Training Area, Light Forces
Facility Code 17962 MOUT Collective Training Facility (Small)

MISCELLANEOUS:

ADMINISTRATIVE INSTRUCTIONS: 1. This training event is not limited to live fire for. If performance steps are satisfied, this T&R event can be achieved with training facilities such as CAST facility, sand table, TEWT, etc. 2. This includes all defensive operations, to include MOUT. 3. Simulation may be used to supplement this task before field or live fire training.

REC-GRND-6009: Direct Company urban operations

SUPPORTED MET(S): 3,4,5,7

EVALUATION-CODED: NO

SUSTAINMENT INTERVAL: 12 months

CONDITION: Given a mission to conduct operations in an urban environment, commander's intent, required equipment, and C4I-related infrastructure and equipment.

STANDARD: By accomplishing the mission while considering the unique characteristics, factors, and variables associated with an urban environment.

EVENT COMPONENTS:

1. Begin planning.
2. Conduct appropriate pre-combat preparations, rehearsals, checks, and inspections.
3. Task organize for urban operations.
4. Coordinate with adjacent, supporting, and attached units.
5. Conduct reconnaissance.
6. Assess demographics/population factors.
7. Incorporate rules of engagement (ROE).
8. Develop fire support plan, tactical control measures, routes, and urban specific factors and restrictions.
9. Determine/coordinate key terrain labeling.
10. Conduct, coordinate, and complete the fire support/targeting process.
11. Conduct movement and tactics in the four levels of urban terrain (building, street, subterranean, and air).
12. Establish target precedence, consider effects for all weapon systems, and assess collateral damage.
13. Establish the signal/marketing plan.
14. Isolate the objective.
15. Control and direct organic and supporting arms.
16. Breach urban obstacles.
17. Gain a foothold in limited objectives.
18. Ensure weapons inside buildings have adequate space and ventilation for back-blast (on upper floors, if possible, for long-range top shots).
19. Maintain situational awareness of units and factors relative to urban operations.
20. Conduct clearing and marking.
21. Complete actions on the objective.
22. Send and receive required reports.
23. Evacuate casualties, process detainees, and conduct logistic operations.
24. Issue fragmentary orders to units in preparation for follow-on missions.
25. Conduct continuous engagement/interaction with locals to support operations and gain actionable intelligence.

PREREQUISITE EVENTS:

REC-GRND-2606	REC-GRND-2607	REC-GRND-6002
REC-GRND-6003	REC-MED-6001	REC-PLAN-6001
REC-PLAN-6002	REC-PLAN-6003	

CHAINED EVENTS:

REC-GRND-4017	REC-GRND-4018	REC-GRND-5017
---------------	---------------	---------------

RECN-GRND-5018

RELATED EVENTS:

RECN-C2-2601	RECN-DEMO-2601	RECN-GRND-2602
RECN-GRND-2606	RECN-GRND-2607	RECN-MED-2601
RECN-PLAN-2602	RECN-PLAN-2603	RECN-PLAN-2605
RECN-PLAN-2606	RECN-PLAN-2607	RECN-PLAN-2608
RECN-PLAN-2609	RECN-PLAN-2610	RECN-PLAN-2611
RECN-PLAN-2612	RECN-PLAN-2613	RECN-PLAN-2614
RECN-PLAN-2617	RECN-PLAN-2622	RECN-PLAN-2623

REFERENCES:

1. FMFM 6-4 Marine Rifle Company/Platoon
2. MCWP 2-25 Ground Reconnaissance Operations
3. MCWP 3-11.2 Marine Rifle Squad
4. MCWP 3-35.3 Military Operations on Urbanized Terrain (MOUT)
5. X-Files 3-35.31 Urban Attack
6. X-Files 3-35.32 Urban Defense
7. X-Files 4-11.71 Urban Sustainment

SUPPORT REQUIREMENTS:

RANGE/TRAINING AREA: Facility Code 17962 MOUT Collective Training Facility
(Small)

MISCELLANEOUS:

ADMINISTRATIVE INSTRUCTIONS: 1. This task replaced "Conduct an urban attack" in the previous edition of the T&R. Additionally, urban defense, patrolling, movement to contact, and fire support tasks were deleted and incorporated into this task.

RECN-GRND-6010: Conduct tactical logistics

SUPPORTED MET(S): 2, 3, 4, 5, 6

EVALUATION-CODED: NO

SUSTAINMENT INTERVAL: 1 month

CONDITION: Given a unit(s), equipment, a mission, and commander's intent that requires logistical sustainment, either as an independent unit or as part of a larger unit.

STANDARD: By coordinating requirements for logistical support; distributing sustainment to meet mission requirements; ensuring the proper, secure, and timely use of supplies and equipment; and reporting logistical status per unit SOPs.

EVENT COMPONENTS:

1. Determine the logistical requirements based on higher headquarters' requirements and in accordance with the mission.
2. Develop a logistics plan to include: establishing deliver times or supply points based on technique of distribution, identifying combat load and

operational equipment requirements for the unit, procedures for maintenance and medical services, a timeline for execution, priority of support, and inspection criteria and location.

3. Coordinate logistical support in a timely manner to include: required classes of supply, method and location of distribution, motor transportation requirements, medical service support, and maintenance needs.
4. Conduct resupply, maintenance, and organization of service support in a secure manner, per the timeline, and to the standard and priority identified in the plan.
5. Report logistics status to higher headquarters.

PREREQUISITE EVENTS:

REC-GRND-6004 REC-PLAN-6001 REC-PLAN-6002
REC-PLAN-6004

CHAINED EVENTS: REC-PLAN-5004

RELATED EVENTS:

REC-C2-2605 REC-GRND-2603 REC-GRND-2609
REC-PLAN-2612 REC-PLAN-2613 REC-PLAN-2623

REFERENCES:

1. MCDP 4 Logistics
2. MCO P8020.10A Marine Corps Ammunition Management and Explosives Safety Policy
3. MCWP 2-25 Ground Reconnaissance Operations
4. MCWP 4-1 Logistics Operations
5. MCWP 4-11.7 MAGTF Supply Operations
6. MCWP 4-11.8 Services in an Expeditionary Environment
7. MCWP 5-1 Marine Corps Planning Process (MCP)

SUPPORT REQUIREMENTS:

RANGE/TRAINING AREA: Facility Code 17962 MOUT Collective Training Facility (Small)

REC-GRND-6011: Conduct a relief in place (RIP)

SUPPORTED MET(S): 2,3,4,5

EVALUATION-CODED: NO **SUSTAINMENT INTERVAL:** 12 months

CONDITION: Given an order, as either the stationary or relieving unit

STANDARD: To ensure passage of tactical responsibilities, and control of a designated area with minimal disruption in operations.

EVENT COMPONENTS:

1. Conduct coordination and planning between higher headquarters, both stationary and relieving unit, as well as all other supporting units and fire support agencies.

2. Employ all means to ensure common view of battle space and operations and passage of information, to include but not limited to: co-location of command groups and exchange of liaison personnel at all levels.
3. Exchange all required intelligence and tactical information.
4. Coordinate/identify when and where battle handover/passage of command will occur.
5. Provide an operations overlay and a copy of the fragmentary order to the relieving unit.
6. Conduct detailed coordination and liaison between representatives of fire support units in support of both units at the command post (CP)/reconnaissance operations center (ROC) of the stationary unit.
7. Provide fire plan sketches or overlays to the relieving units.
8. Maintain security and communications at normal levels.
9. Conduct the movement of units over planned routes, based on the planned sequence of movement and relief.
10. Maintain noise and light discipline and the dispersion of forces throughout movement.
11. Use guides to lead relieving units into positions and to lead relieved units out of position.
12. Relieve local security units last.
13. Keep fire support assets in position throughout the relief of maneuver units. Ensure they are prepared to support both units.
14. Keep liaison personnel in position until the relieving unit has assumed control.
15. Ensure that at every level down to and including the individual Marine, face-to-face briefs are conducted.
16. Conduct familiarization and combined operations to ensure relieving unit readiness to assume mission, if applicable.
17. Relieve crew-served weapons personnel after rifle units.
18. Use assembly areas that provide cover and concealment and are large enough to allow for the dispersion of units.
19. Maintain all-around security throughout the entire relief of units.
20. Account for all personnel, supplies, and equipment.
21. Execute tactical deception during the relief.
22. Relinquish responsibility for the area upon agreement by the two commanders and after approval from the higher commander.
23. Send and receive required reports.
24. Coordinate the transfer or exchange of supplies and equipment to include: communications, wire lines, radio antennas, and petroleum, oils, and lubricants (POL).

PREREQUISITE EVENTS:

RECN-C2-6003	RECN-PLAN-6001	RECN-PLAN-6003
--------------	----------------	----------------

CHAINED EVENTS:

RECN-GRND-5023	RECN-GRND-5025
----------------	----------------

RELATED EVENTS:

RECN-C2-2601	RECN-C2-2602	RECN-C2-2606
RECN-COMM-2604	RECN-GRND-2610	RECN-INTL-2611
RECN-PLAN-2602	RECN-PLAN-2614	

REFERENCES:

1. FM 3-05.50 Army Special Operations Forces Ranger Operations

2. FMFM 6-4 Marine Rifle Company/Platoon

SUPPORT REQUIREMENTS:

RANGE/TRAINING AREA: Facility Code 17410 Maneuver/Training Area, Light Forces

RECN-INTL-6001: Direct Intelligence Operations

SUPPORTED MET(S): 2, 3, 4, 5, 7

EVALUATION-CODED: NO

SUSTAINMENT INTERVAL: 12 months

DESCRIPTION: This task describes utilizing organic, direct support, or attached intelligence assets to satisfy operational requirements.

CONDITION: Given all required personnel and C4I-related infrastructure and equipment.

STANDARD: By fulfilling the assigned intelligence requirements of the supported unit or the intelligence gaps of the current situation.

EVENT COMPONENTS:

1. Determine collection plan.
2. Establish intelligence reporting procedures.
3. Manage intelligence reporting from platoon(s).
4. Process and disseminate intelligence, as required.
5. Reassess intelligence requirements.

PREREQUISITE EVENTS:

RECN-AMPH-6001	RECN-C2-6003	RECN-GRND-6001
RECN-PLAN-6001	RECN-PLAN-6002	RECN-PLAN-6005
RECN-SHAP-6001	RECN-SURV-6001	

CHAINED EVENTS:

RECN-COLL-4001	RECN-COLL-5001
----------------	----------------

RELATED EVENTS:

RECN-AMPH-2601	RECN-C2-2602	RECN-GRND-2601
RECN-INTL-2601	RECN-INTL-2602	RECN-INTL-2603
RECN-INTL-2604	RECN-INTL-2605	RECN-INTL-2606
RECN-INTL-2609	RECN-INTL-2611	RECN-PLAN-2601
RECN-PLAN-2602	RECN-PLAN-2603	RECN-PLAN-2618
RECN-PLAN-2619	RECN-SHAP-2601	RECN-SURV-2601

REFERENCES:

1. DCID 1/21 Physical Security Standards for Sensitive Compartmented Information Facilities
2. MCDP 2 Intelligence
3. MCRP 2-25A Reconnaissance Reports Guide
4. MCRP 2-3A Intelligence Preparation of the Battlefield/Battlespace
5. MCWP 2-1 Intelligence Operations

6. MCWP 2-12 MAGTF Intelligence Production and Analysis
7. MCWP 2-2 MAGTF Intelligence Collection
8. MCWP 2-25 Ground Reconnaissance Operations

SUPPORT REQUIREMENTS:

RANGE/TRAINING AREA: Facility Code 17410 Maneuver/Training Area, Light Forces

ROOMS/BUILDINGS: To fully conduct intelligence operations, a Temporary Secure Compartmented Intelligence Facility (T-SCIF) should be utilized in accordance with appropriate references.

MATERIAL: Mapping, Geospatial Intelligence Sourcing (GIS).

MISCELLANEOUS:

SPECIAL PERSONNEL CERTS: Security Clearances are necessary for all intelligence personnel.

RECN-INTL-6002: Provide Level II Intelligence Reports

SUPPORTED MET(S): 2, 3, 4, 5

EVALUATION-CODED: NO **SUSTAINMENT INTERVAL:** 12 months

DESCRIPTION: This task describes recon company support to intelligence and operations which provide information for the planning and conduct of tactical, operational, and strategic actions.

CONDITION: Given a recon company, a mission, all required personnel and C4I-related infrastructure and equipment.

STANDARD: By ensuring forces have adequate intelligence support to accomplish the mission.

EVENT COMPONENTS:

1. Review information against intelligence requirements.
2. Validate significance of information to overall situation.
3. Apply critical thinking.
4. Apply creative thinking.
5. Develop an intelligence assessment that is relevant, reliable, and accurate.
6. Produce Level II Intelligence Report.
7. Disseminate product as required by operational environment.

PREREQUISITE EVENTS: RECN-INTL-6001

CHAINED EVENTS:

RECN-INTL-4001 RECN-INTL-5001

RELATED EVENTS:

RECN-C2-2609	RECN-INTL-2603	RECN-INTL-2604
RECN-INTL-2605	RECN-INTL-2607	RECN-INTL-2608
RECN-INTL-2609	RECN-INTL-2610	RECN-INTL-2611

REFERENCES:

1. AFI 13-217 Drop Zone and Landing Zone Operations
2. DIA Intelligence Writing Guide
3. FM 3-21.38 Pathfinder Operations
4. FM 3-34.170 Engineer Reconnaissance
5. FM 5-430-00-2 Planning and Design of Roads, Airfields, and Heliports; VOL II
6. ICD 203 Intelligence Community Directive 203
7. ICD 206 Intelligence Community Directive 206
8. JP 3-09.3 Close Air Support
9. MCRP 2-25A Reconnaissance Reports Guide
10. MCWP 2-25 Ground Reconnaissance Operations
11. MCWP 2-6 Counterintelligence
12. MCWP 3-13 Employment of Amphibious Assault Vehicles
13. MCWP 3-16.6 Supporting Arms Observer, Spotter and Controller

RECN-INTL-6003: Provide Level III Intelligence Reports

SUPPORTED MET(S): 2,3,4,5

EVALUATION-CODED: NO

SUSTAINMENT INTERVAL: 12 months

DESCRIPTION: Level III Intelligence Reports consist of information of tactical, operational, or strategic value that was collected upon the patrols return during the S-2/ G-2 and/or SARCC debriefing. This information is then fused with reporting from other collectors across the Intelligence, Surveillance, Reconnaissance Enterprise (ISR-E). The consolidated and combined reporting from Ground Reconnaissance elements, Radio Battalion elements, CI/HUMINT elements, etc is used to generate Level III Intelligence Reporting. When properly tasked organized with intelligence analyst(s) and collectors from across the ISR-E, Reconnaissance Companies can produce and disseminate Level III intelligence Reports.

CONDITION: Given a recon company, a mission, all required personnel and C4I-related infrastructure and equipment.

STANDARD: By ensuring forces have adequate intelligence support to accomplish the mission.

EVENT COMPONENTS:

1. Review information against intelligence requirements.
2. Validate significance of information to overall situation.
3. Apply critical thinking.
4. Apply creative thinking.
5. Develop an intelligence assessment that is relevant, reliable, and accurate.
6. Produce Level III Intelligence Report.

7. Disseminate product as required by operational environment.

PREREQUISITE EVENTS: RECN-INTL-6001

CHAINED EVENTS:

RECN-INTL-4001 RECN-INTL-5001

RELATED EVENTS:

RECN-C2-2609	RECN-INTL-2603	RECN-INTL-2604
RECN-INTL-2605	RECN-INTL-2607	RECN-INTL-2608
RECN-INTL-2609	RECN-INTL-2610	RECN-INTL-2611

REFERENCES:

1. AFI 13-217 Drop Zone and Landing Zone Operations
 2. DIA Intelligence Writing Guide
 3. FM 3-21.38 Pathfinder Operations
 4. FM 3-34.170 Engineer Reconnaissance
 5. FM 5-430-00-2 Planning and Design of Roads, Airfields, and Heliports; VOL II
 6. ICD 203 Intelligence Community Directive 203
 7. ICD 206 Intelligence Community Directive 206
 8. JP 3-09.3 Close Air Support
 9. MCRP 2-25A Reconnaissance Reports Guide
 10. MCWP 2-25 Ground Reconnaissance Operations
 11. MCWP 2-6 Counterintelligence
 12. MCWP 3-13 Employment of Amphibious Assault Vehicles
 13. MCWP 3-16.6 Supporting Arms Observer, Spotter and Controller
-

RECN-MED-6001: Process Casualties

SUPPORTED MET(S): 2, 3, 4, 5, 6, 7

EVALUATION-CODED: NO

SUSTAINMENT INTERVAL: 12 months

CONDITION: Given a unit that is conducting operations and casualties have occurred.

STANDARD: To treat, evacuate, and track casualties in a timely manner with minimal interruption of operations.

EVENT COMPONENTS:

1. Receive report from platoon leadership on evacuation priorities and numbers.
2. Conduct coordination with higher headquarters for evacuation.
3. Begin casualty reporting and tracking immediately after an individual is wounded, starting at the lowest level and terminating at higher headquarters.
4. In accordance with the operations order, civilian casualties are either evacuated through military system, or coordination is conducted for treatment by civilian medical personnel/facilities.

PREREQUISITE EVENTS:

REC-N-C2-6003 REC-N-PLAN-6001 REC-N-PLAN-6002

CHAINED EVENTS:

REC-N-MED-4001 REC-N-MED-5001

RELATED EVENTS:

REC-N-C2-2601 REC-N-C2-2602 REC-N-MED-2601

REFERENCES:

1. FMFM 6-4 Marine Rifle Company/Platoon
2. MCRP 3-02G First Aid

SUPPORT REQUIREMENTS:

RANGE/TRAINING AREA: Facility Code 17410 Maneuver/Training Area, Light Forces

OTHER SUPPORT REQUIREMENTS: 1. Assault Support Aircraft. 2. Suitable landing zone. 3. Tactical vehicle(s).

MISCELLANEOUS:

ADMINISTRATIVE INSTRUCTIONS: 1. Evaluator will tag casualties. Marines who are tagged with incapacitating wounds drop where "hit." Marines tagged as incapacitated, do not move under their own power, but rely on others to carry them. 2. This task may be trained to standard in garrison.

REC-N-MED-6002: Direct field sanitation

SUPPORTED MET(S): 2, 3, 4

EVALUATION-CODED: NO

SUSTAINMENT INTERVAL: 12 months

CONDITION: Given a unit that is conducting operations.

STANDARD: To ensure health, hygiene, and medical readiness of personnel to conduct operations in all environments.

EVENT COMPONENTS:

1. Direct and supervise individuals to conduct personal hygiene.
2. Ensure that leaders at every level understand the importance of field sanitation, and act aggressively to educate, enforce, and inspect standards.
3. Ensure Marines are educated that minor injuries/wounds can worsen if not identified and properly treated.
4. Direct and supervise that if continuously wearing chemical protective over garments, individuals try to bathe and change undergarments every 48 hours to avoid rashes.
5. Direct and supervise that individuals drink only potable water as identified by the unit corpsman.
6. Direct and supervise that the unit maintains the prescribed load of water

- purification materials.
7. Direct and supervise that all individuals use only urinals and latrines as designated by unit corpsmen.
 8. Direct and supervise that all food is protected from extreme temperatures, moisture, and pests.
 9. Ensure that unit leaders are assigned to supervise and inspect food and water acquisition, preparation, and consumption.
 10. Ensure that unit locations are selected to avoid pests if possible.
 11. Ensure that trash and other wastes are handled in a manner that does not adversely affect health and hygiene.
 12. Direct and supervise that individuals use protective measures against pests, to include wearing netting, using repellent, spraying, dusting, poisoning, and trapping.
 13. Ensure that individuals wash hands before eating or preparing food.

PREREQUISITE EVENTS: RECN-GRND-6005

RELATED EVENTS:

RECN-C2-2601 RECN-GRND-2605 RECN-MED-2602
RECN-PLAN-2612

REFERENCES:

1. MCRP 4-11.1D Field Hygiene and Sanitation

SUPPORT REQUIREMENTS:

RANGE/TRAINING AREA: Facility Code 17410 Maneuver/Training Area, Light Forces

OTHER SUPPORT REQUIREMENTS: Tactical vehicle(s)

RECN-PLAN-6001: Conduct Deliberate Planning

SUPPORTED MET(S): 2, 3, 4, 5, 6, 7

EVALUATION-CODED: YES

SUSTAINMENT INTERVAL: 12 months

DESCRIPTION: Deliberate Planning is a planning process for the deployment and employment of apportioned forces and resources that occurs in response to a mission.

CONDITION: Given a mission, all required personnel, and C4I-related infrastructure and equipment

STANDARD: By making estimates and decisions based on Commander's guidance and intent.

EVENT COMPONENTS:

1. Mission analysis.
2. COA development.
3. COA War Game.

4. COA comparison and decision.
5. Orders development.
6. Conduct transition.

PREREQUISITE EVENTS:

RECNC2-6003 RECNCPLAN-6003 RECNCPLAN-6004
RECNCPLAN-6005

CHAINED EVENTS:

RECNCPLAN-4001 RECNCPLAN-5001

RELATED EVENTS:

RECNC2-2602	RECNCINTL-2602	RECNCINTL-2606
RECNCPLAN-2601	RECNCPLAN-2602	RECNCPLAN-2604
RECNCPLAN-2605	RECNCPLAN-2606	RECNCPLAN-2607
RECNCPLAN-2608	RECNCPLAN-2610	RECNCPLAN-2611
RECNCPLAN-2612	RECNCPLAN-2613	RECNCPLAN-2614
RECNCPLAN-2617	RECNCPLAN-2618	RECNCPLAN-2619
RECNCPLAN-2620	RECNCPLAN-2621	RECNCPLAN-2622
RECNCPLAN-2623	RECNCPLAN-2624	

REFERENCES:

1. JP 2-0 Joint Intelligence
2. JP 3-0 Joint Operations
3. JP 5-0 Joint Operation Planning
4. JP 5-00.2 Joint Task Force Planning Guidance and Procedures
5. MCWP 2-25 Ground Reconnaissance Operations
6. MCWP 5-1 Marine Corps Planning Process (MCP)

SUPPORT REQUIREMENTS:

ROOMS/BUILDINGS: All or one of the following: forward operating base; isolation facility for mission prep.

EQUIPMENT: Materials for planning to include but not limited to: (Portable or Desktop Computers, External Hard Drives, Unclassified and Classified Internet Access, Dry Erase Board, Flip Charts, Dry Erase Markers, Pens/Pencils, Printer, Printer Paper, Printer Ink, Maps of Operational Area, Proxima Projector, Projector Screen or Flat Panel Television with required cable for use with Portable Laptop, Extension Cords, Power Strips). Appropriate C4 Suite.

UNITS/PERSONNEL: Reconnaissance Platoon(s); Higher HQ; S2 Representative.

OTHER SUPPORT REQUIREMENTS: CEOI; Scenario script for role players and/or opposing forces; Scenario script; Communications load sets as per the CEOI.

RECNCPLAN-6002: Conduct Crisis Action Planning

SUPPORTED MET(S): 2, 3, 4, 5, 6, 7

EVALUATION-CODED: YES

SUSTAINMENT INTERVAL: 12 months

DESCRIPTION: This task provides the procedure for rapid coordination, planning, and execution that must be established and practiced in order to execute assigned missions within the shortest possible time.

CONDITION: Given a mission, all required personnel, and C4I-related infrastructure and equipment.

STANDARD: By producing in a required time period an order within the higher commander's guidance and intent.

EVENT COMPONENTS:

1. Mission analysis.
2. COA development.
3. COA comparison and decision.
4. Orders development.
5. Conduct transition.
6. Facilitate time-line.

PREREQUISITE EVENTS:

RECN-C2-6003	RECN-PLAN-6003	RECN-PLAN-6004
RECN-PLAN-6005		

CHAINED EVENTS:

RECN-PLAN-4002	RECN-PLAN-5002
----------------	----------------

RELATED EVENTS:

RECN-C2-2602	RECN-INTL-2602	RECN-INTL-2606
RECN-PLAN-2601	RECN-PLAN-2603	RECN-PLAN-2604
RECN-PLAN-2605	RECN-PLAN-2606	RECN-PLAN-2607
RECN-PLAN-2608	RECN-PLAN-2610	RECN-PLAN-2611
RECN-PLAN-2612	RECN-PLAN-2613	RECN-PLAN-2614
RECN-PLAN-2617	RECN-PLAN-2618	RECN-PLAN-2619
RECN-PLAN-2620	RECN-PLAN-2621	RECN-PLAN-2622
RECN-PLAN-2623	RECN-PLAN-2624	

REFERENCES:

1. JP 2-0 Joint Intelligence
2. JP 3-0 Joint Operations
3. JP 5-0 Joint Operation Planning
4. JP 5-00.2 Joint Task Force Planning Guidance and Procedures
5. MCWP 2-25 Ground Reconnaissance Operations
6. MCWP 5-1 Marine Corps Planning Process (MCPP)

SUPPORT REQUIREMENTS:

ROOMS/BUILDINGS: All or one of the following: forward operating base; isolation facility for mission prep.

EQUIPMENT: Materials for planning to include but not limited to: (Portable or Desktop Computers, External Hard Drives, Unclassified and Classified Internet Access, Dry Erase Board, Flip Charts, Dry Erase Markers, Pens/Pencils, Printer, Printer Paper, Printer Ink, Maps of Operational Area, Proxima Projector, Projector Screen or Flat Panel Television with required cable for use with Portable Laptop, Extension Cords, Power

Strips). Appropriate C4 Suite.

UNITS/PERSONNEL: Reconnaissance Platoon(s); Higher HQ; S2 Representative.

OTHER SUPPORT REQUIREMENTS: CEOI; Scenario script for role players and/or opposing forces; Scenario script; Communications load sets as per the CEOI.

RECN-PLAN-6003: Conduct Fire Support Coordination

SUPPORTED MET(S): 2, 3, 4, 5, 6

EVALUATION-CODED: NO

SUSTAINMENT INTERVAL: 12 months

DESCRIPTION: This task provides the procedures required to conduct targeting, target engagements, fire support planning, and coordination in support of the scheme of maneuver as per the commander's intent.

CONDITION: Given a mission, all required personnel, and C4I-related infrastructure and equipment

STANDARD: By producing supporting documents and planning to emplace supporting arms observers in key locations to execute and plan fires.

EVENT COMPONENTS:

1. Coordinate fire support assets.
2. Coordinate Offensive Air Support or Close Air Support.
3. Make recommendations for operational employment of Unmanned Aircraft Systems (UAS).

PREREQUISITE EVENTS: RECN-C2-6003

CHAINED EVENTS:

RECN-PLAN-4003 RECN-PLAN-5003

RELATED EVENTS:

RECN-C2-2602 RECN-INTL-2602 RECN-PLAN-2614
RECN-PLAN-2615 RECN-PLAN-2616

REFERENCES:

1. FM 6-30 Tactics, Techniques, and Procedures for Observed Fire
2. JP 3-09.3 Close Air Support
3. M350-5 Joint Terminal Air Controller Training & Standardization/Evaluation
4. MCWP 2-25 Ground Reconnaissance Operations
5. MCWP 3-16 Fire Support Coordination in the Ground Combat Element
6. MCWP 3-16.6 Supporting Arms Observer, Spotter and Controller

SUPPORT REQUIREMENTS:

UNITS/PERSONNEL: Reconnaissance Platoon(s); Higher HQ; S2 Representative.

OTHER SUPPORT REQUIREMENTS: CEOI; Scenario script for role players and/or opposing forces; Scenario script; Communications load sets as per the CEOI.

RECN-PLAN-6004: Coordinate Combat Support

SUPPORTED MET(S): 2, 3, 4, 5, 6

EVALUATION-CODED: NO

SUSTAINMENT INTERVAL: 12 months

DESCRIPTION: This task coordinates combat support in order to achieve mission accomplishment and the commander's intent.

CONDITION: Given a mission, all required personnel, and C4I-related infrastructure and equipment.

STANDARD: By providing all available combat support established by the commander's intent.

EVENT COMPONENTS:

1. Conduct planning.
2. Coordinate communications.
3. Process support requests.
4. Coordinate combat support employment.

PREREQUISITE EVENTS: RECN-C2-6003

CHAINED EVENTS:

RECN-PLAN-4004 RECN-PLAN-5004

RELATED EVENTS:

RECN-C2-2602 RECN-INTL-2602 RECN-PLAN-2613

REFERENCES:

1. MCDP 4 Logistics
2. MCRP 2-3A Intelligence Preparation of the Battlefield/Battlespace
3. MCRP 3-11.2A Marine Troop Leader's Guide
4. MCRP 5-12A Operational Terms and Graphics
5. MCWP 2-1 Intelligence Operations
6. MCWP 2-12 MAGTF Intelligence Production and Analysis
7. MCWP 2-25 Ground Reconnaissance Operations

SUPPORT REQUIREMENTS:

UNITS/PERSONNEL: Reconnaissance Platoon(s); Higher HQ; S2 Representative.

OTHER SUPPORT REQUIREMENTS: CEOI; Scenario script for role players and/or opposing forces; Scenario script; Communications load sets as per the CEOI.

RECN-PLAN-6005: Conduct Operational Security

SUPPORTED MET(S): 2,3,4,5,6

EVALUATION-CODED: NO

SUSTAINMENT INTERVAL: 12 months

DESCRIPTION: This task provides the procedures for conducting operational security.

CONDITION: Given a mission, all required personnel, and C4I-related infrastructure and equipment.

STANDARD: By disseminating information without compromise to the mission.

EVENT COMPONENTS:

1. Control information.
2. Disseminate information.

PREREQUISITE EVENTS: RECN-C2-6003

CHAINED EVENTS:

RECN-PLAN-4005 RECN-PLAN-5005

RELATED EVENTS:

RECN-C2-2602 RECN-COMM-2603 RECN-INTL-2604
RECN-INTL-2605 RECN-PLAN-2604

REFERENCES:

1. MCWP 2-1 Intelligence Operations
2. MCWP 2-25 Ground Reconnaissance Operations

SUPPORT REQUIREMENTS:

UNITS/PERSONNEL: Reconnaissance Platoon(s); Higher HQ; S2 Representative.

OTHER SUPPORT REQUIREMENTS: CEOI; Scenario script for role players and/or opposing forces; Scenario script; Communications load sets as per the CEOI.

RECN-PLAN-6006: Adapt Force Protection Posture to Operational Environment

SUPPORTED MET(S): 2, 3, 4, 5, 6

EVALUATION-CODED: NO

SUSTAINMENT INTERVAL: 12 months

DESCRIPTION: This task provides the procedures to operate in an uncertain to permissive environment with a moderate to High Threat Level.

CONDITION: Given a mission, all required personnel, and C4I-related infrastructure and equipment.

STANDARD: By achieving mission objectives in a moderate to high threat level environment without exposing personnel to unnecessary risk.

EVENT COMPONENTS:

1. Conduct pre-mission area study.
2. Conduct threat assessments.
3. Develop force protection procedures.
4. Implement force protection procedures.

5. Conduct reassessment.

PREREQUISITE EVENTS:

RECN-COMM-6001 RECN-PLAN-6001 RECN-PLAN-6002

CHAINED EVENTS:

RECN-PLAN-4006 RECN-PLAN-5006

RELATED EVENTS:

RECN-C2-2601 RECN-COMM-2601 RECN-INTL-2605
RECN-MED-2602 RECN-PLAN-2602 RECN-PLAN-2603
RECN-PLAN-2608 RECN-PLAN-2614

REFERENCES:

1. Guide - Surveillance Countermeasures Surveillance Countermeasures: A Serious Guide to Detecting, Evading, and Eluding Threats to Personal Privacy, Publisher: ACM IV Security Services (1994)
2. MCWP 2-1 Intelligence Operations
3. MCWP 2-25 Ground Reconnaissance Operations

SUPPORT REQUIREMENTS:

UNITS/PERSONNEL: Reconnaissance Platoon(s); Higher HQ; S2 Representative.

OTHER SUPPORT REQUIREMENTS: CEOI; Scenario script for role players and/or opposing forces; Scenario script; Communications load sets as per the CEOI.

RECN-RAID-6001: Direct a Specialized Raid

SUPPORTED MET(S): 5, 7

EVALUATION-CODED: YES

SUSTAINMENT INTERVAL: 12 months

DESCRIPTION: This task provides the procedures required to conduct a specialized raid when given a unit, a mission, and commanders intent, combat load, with any of the following insert platforms: aircraft, boats, wheeled vehicle transportation, or mechanized transportation. The unit will utilize specialized surface, subsurface, and airborne forms of maneuver for insertion and extraction.

CONDITION: Given a mission, all required personnel, and C4I-related infrastructure and equipment.

STANDARD: By planning, coordinating, and conducting specialized raids.

EVENT COMPONENTS:

1. Conduct planning.
2. Coordinate and direct movement.
3. Coordinate and direct actions on objective(s).
4. Coordinate and direct preparation for follow-on objective(s).
5. Coordinate and direct sensitive site exploitation.
6. Coordinate and direct withdrawal.

7. Coordinate, direct, and conduct Debrief.

PREREQUISITE EVENTS:

RECN-C2-6003	RECN-COMM-6001	RECN-GRND-6002
RECN-GRND-6003	RECN-GRND-6007	RECN-GRND-6009
RECN-INTL-6002	RECN-MED-6001	RECN-PLAN-6001
RECN-PLAN-6002	RECN-PLAN-6006	RECN-SPIE-6001

CHAINED EVENTS:

RECN-RAID-4001	RECN-RAID-5001
----------------	----------------

RELATED EVENTS:

RECN-C2-2601	RECN-C2-2602	RECN-C2-2609
RECN-COMM-2601	RECN-DEMO-2601	RECN-GRND-2602
RECN-GRND-2606	RECN-GRND-2608	RECN-INTL-2606
RECN-INTL-2610	RECN-MED-2601	RECN-PLAN-2601
RECN-PLAN-2602	RECN-PLAN-2603	RECN-RAID-2601
RECN-SPIE-2601		

REFERENCES:

1. FM 3-05.213 Special Forces Pack Animals
2. FM 3-05.50 Army Special Operations Forces Ranger Operations
3. FM 31-20-5 Special Reconnaissance Tactics, Techniques and Procedures for Special Forces
4. FM 31-23 SPECIAL FORCES MOUNTED OPERATIONS TACTICS, TECHNIQUES, AND PROCEDURES
5. FMFM 6-4 Marine Rifle Company/Platoon
6. MCRP 2-25A Reconnaissance Reports Guide
7. MCRP 3-11.3A Special Forces Waterborne Operations (TC 31-25)
8. MCRP 3-11.4A Helicopter Rope Suspension Techniques (HRST) Operations
9. MCRP 3-16A Tactics, Techniques, and Procedures for the Targeting Process
10. MCRP 4-11.3H Multi-service Tactics, Techniques, and Procedures for Tactical Convoy Operations
11. MCWP 2-25 Ground Reconnaissance Operations
12. MCWP 3-1 Ground Combat Operations
13. MCWP 3-11.2 Marine Rifle Squad
14. MCWP 3-11.3 Scouting and Patrolling
15. MCWP 3-11.4 Helicopterborne Operations
16. MCWP 3-15.6 Military Free-Fall Parachuting Tactics, Techniques, and Procedures
17. MCWP 3-15.7 Static-Line Parachuting Techniques and Training
18. MCWP 5-1 Marine Corps Planning Process (MCPP)
19. SOCOM Handbook SOCOM Combat Convoy Handbook

SUPPORT REQUIREMENTS:

RANGE/TRAINING AREA:

Facility Code 17410 Maneuver/Training Area, Light Forces
Facility Code 17420 Maneuver/Training Area, Heavy Forces
Facility Code 17440 Personnel/Equipment Drop Zone
Facility Code 17760 MOUT Assault Course (MAC)
Facility Code 17963 MOUT Collective Training Facility (Large)

AIRCRAFT: Rotary Wing: AH-1, UH-1, CH-46, CH-53, CH-47, UH-60, MV-22 Fixed Wing: AV8B, F18, AC130, A10, MC130, KC130 UAV: Predator and Raven.

MISCELLANEOUS:

SPECIAL PERSONNEL CERTS: RSO; FAC; TACP; JTAC; Insert/Extract officer(s) specifically associated with insert/extract methods utilized.

RECN-SHAP-6001: Direct Battlespace Shaping Operations

SUPPORTED MET(S): 4,7

EVALUATION-CODED: YES

SUSTAINMENT INTERVAL: 12 months

DESCRIPTION: This task provides the procedures required to conduct battlespace shaping operations. Battlespace shaping operations can include the employment of direct fire weapons, demolitions, indirect fire, precision guided munitions, and naval fires in order to destroy or neutralize enemy forces, deny the enemy freedom of action, or facilitate friendly forces maneuver.

CONDITION: Given a mission, all required personnel, and C4I-related infrastructure and equipment.

STANDARD: By planning, coordinating, and conducting battlespace shaping operations.

EVENT COMPONENTS:

1. Conduct planning.
2. Coordinate and direct insert.
3. Coordinate and direct movement.
4. Coordinate and direct actions on objective(s).
5. Coordinate and direct preparation for follow-on objective(s).
6. Coordinate and direct sensitive site exploitation, as required.
7. Coordinate and direct withdrawal.
8. Coordinate, direct, and conduct Debrief.

PREREQUISITE EVENTS:

RECN-C2-6003	RECN-COMM-6001	RECN-GRND-6002
RECN-GRND-6003	RECN-GRND-6010	RECN-INTL-6001
RECN-INTL-6002	RECN-INTL-6003	RECN-MED-6001
RECN-PLAN-6001	RECN-PLAN-6002	RECN-PLAN-6006
RECN-SPIE-6001		

CHAINED EVENTS: RECN-SHAP-5001

RELATED EVENTS:

RECN-C2-2601	RECN-C2-2602	RECN-C2-2609
RECN-COMM-2601	RECN-DEMO-2601	RECN-GRND-2602
RECN-INTL-2602	RECN-INTL-2606	RECN-INTL-2609
RECN-INTL-2610	RECN-MED-2601	RECN-PLAN-2601
RECN-PLAN-2602	RECN-PLAN-2603	RECN-PLAN-2623

RECNSPIE-2004
RECNSPIE-2601

RECNSPIE-2005

RECNSPIE-2006

REFERENCES:

1. FM 3-05.213 Special Forces Pack Animals
2. FM 3-05.50 Army Special Operations Forces Ranger Operations
3. FM 31-20-5 Special Reconnaissance Tactics, Techniques and Procedures for Special Forces
4. FM 31-23 SPECIAL FORCES MOUNTED OPERATIONS TACTICS, TECHNIQUES, AND PROCEDURES
5. FMFM 6-4 Marine Rifle Company/Platoon
6. MCRP 2-25A Reconnaissance Reports Guide
7. MCRP 3-11.3A Special Forces Waterborne Operations (TC 31-25)
8. MCRP 3-11.4A Helicopter Rope Suspension Techniques (HRST) Operations
9. MCRP 3-16A Tactics, Techniques, and Procedures for the Targeting Process
10. MCRP 4-11.3H Multi-service Tactics, Techniques, and Procedures for Tactical Convoy Operations
11. MCWP 2-25 Ground Reconnaissance Operations
12. MCWP 3-1 Ground Combat Operations
13. MCWP 3-11.2 Marine Rifle Squad
14. MCWP 3-11.3 Scouting and Patrolling
15. MCWP 3-11.4 Helicopterborne Operations
16. MCWP 3-15.6 Military Free-Fall Parachuting Tactics, Techniques, and Procedures
17. MCWP 3-15.7 Static-Line Parachuting Techniques and Training
18. MCWP 5-1 Marine Corps Planning Process (MCP)
19. SOCOM Handbook SOCOM Combat Convoy Handbook

SUPPORT REQUIREMENTS:

RANGE/TRAINING AREA:

Facility Code 17410 Maneuver/Training Area, Light Forces
Facility Code 17420 Maneuver/Training Area, Heavy Forces
Facility Code 17440 Personnel/Equipment Drop Zone
Facility Code 17760 MOUT Assault Course (MAC)
Facility Code 17963 MOUT Collective Training Facility (Large)

AIRCRAFT: Rotary Wing: AH-1, UH-1, CH-46, CH-53, CH-47, UH-60, MV-22 Fixed Wing: AV8B, F18, AC130, A10, MC130, KC130 UAV: Predator and Raven.

MISCELLANEOUS:

SPECIAL PERSONNEL CERTS: RSO; FAC; TACP; JTAC; Insert/Extract officer(s) specifically associated with insert/extract methods utilized.

RECNSPIE-6001: Direct Specialized Insertion and Extraction

SUPPORTED MET(S): 2, 3, 4, 5, 6, 7

EVALUATION-CODED: YES

SUSTAINMENT INTERVAL: 12 months

DESCRIPTION: This task provides the procedure for conducting specialized forms of maneuver in support of Ground Reconnaissance operations. Specialized forms of maneuver include, but are not limited to surface swimming operations, boat operations, helicopter and HRST operations, combat dive operations, parachute operations, and submarine operations.

CONDITION: Given a mission, all required personnel, and C4I-related infrastructure and equipment.

STANDARD: By planning, coordinating, and conducting specialized insertion and extraction.

EVENT COMPONENTS:

1. Conduct planning.
2. Coordinate and direct insertion.
3. Coordinate and direct movement.
4. Coordinate and direct mission.
5. Coordinate and direct extraction.
6. Coordinate, direct, and conduct debriefs.

PREREQUISITE EVENTS:

RECN-C2-6003	RECN-COMM-6001	RECN-GRND-6002
RECN-GRND-6003	RECN-MED-6001	RECN-PLAN-6001
RECN-PLAN-6002		

CHAINED EVENTS:

RECN-SPIE-4001	RECN-SPIE-5001
----------------	----------------

RELATED EVENTS:

RECN-C2-2601	RECN-C2-2602	RECN-C2-2609
RECN-COMM-2601	RECN-GRND-2602	RECN-INTL-2602
RECN-MED-2601	RECN-PLAN-2601	RECN-PLAN-2602
RECN-PLAN-2603	RECN-PLAN-2624	RECN-SPIE-2601

REFERENCES:

1. FM 3-05.50 Army Special Operations Forces Ranger Operations
 2. MCO 3120.11 Marine Corps Parachuting Policy and Program Administration
 3. MCO 3150.4 Diving Policy and Administration
 4. MCO 3500.42A W/ ERRATUM Marine Corps Helicopter Rope Suspension Training Policy (HRST) and Program Administration
 5. MCRP 3-11.3A Special Forces Waterborne Operations (TC 31-25)
 6. MCRP 3-11.4A Helicopter Rope Suspension Techniques (HRST) Operations
 7. MCRP 3-35.9A Multi-Service Tactics, Techniques, and Procedures for military diving operations
 8. MCWP 2-25 Ground Reconnaissance Operations
 9. MCWP 3-11.4 Helicopterborne Operations
 10. MCWP 3-15.6 Military Free-Fall Parachuting Tactics, Techniques, and Procedures
 11. MCWP 3-15.7 Static-Line Parachuting Techniques and Training
 12. Version I U.S. Navy Dive Manual
 13. Version II U.S. Navy Dive Manual
-

RECNSURV-6001: Direct Surveillance Operations

SUPPORTED MET(S): 2, 3, 4, 5, 7

EVALUATION-CODED: NO

SUSTAINMENT INTERVAL: 12 months

DESCRIPTION: This task provides the procedure for conducting surveillance in order to obtain, through various collection methods, information about the current activities of an enemy or potential enemy and/or the Area of Operations. Tasks include systematically observing the Area of Operations by visual, aural, electronic, photographic, or other means.

CONDITION: Given a mission, all required personnel, and C4I-related infrastructure and equipment.

STANDARD: By planning, coordinating, and conducting surveillance.

EVENT COMPONENTS:

1. Conduct planning.
2. Coordinate and direct insert.
3. Coordinate and direct movement.
4. Coordinate and direct mission.
5. Coordinate and direct extract.
6. Coordinate, direct, and conduct debriefs.

PREREQUISITE EVENTS:

RECNSURV-6001	RECNSURV-6003	RECNSURV-6001
RECNSURV-6001	RECNSURV-6002	RECNSURV-6003
RECNSURV-6010	RECNSURV-6001	RECNSURV-6002
RECNSURV-6003	RECNSURV-6001	RECNSURV-6001
RECNSURV-6002	RECNSURV-6006	RECNSURV-6001

CHAINED EVENTS:

RECNSURV-4001	RECNSURV-5001
---------------	---------------

RELATED EVENTS:

RECNSURV-2601	RECNSURV-2601	RECNSURV-2602
RECNSURV-2609	RECNSURV-2601	RECNSURV-2601
RECNSURV-2601	RECNSURV-2602	RECNSURV-2602
RECNSURV-2606	RECNSURV-2609	RECNSURV-2610
RECNSURV-2601	RECNSURV-2602	RECNSURV-2603
RECNSURV-2623	RECNSURV-2602	RECNSURV-2601

REFERENCES:

1. FM 3-05.50 Army Special Operations Forces Ranger Operations
 2. MCWP 2-25 Ground Reconnaissance Operations
 3. MCWP 3-11.3 Scouting and Patrolling
 4. MCWP 3-15.3 Scout Sniping
-

RECON T&R MANUAL

CHAPTER 7

7000-LEVEL COLLECTIVE EVENTS

	<u>PARAGRAPH</u>	<u>PAGE</u>
INDEX OF COLLECTIVE EVENTS	7000	7-2
7000-LEVEL EVENTS.	7001	7-3

RECON T&R MANUAL

CHAPTER 7

7000-LEVEL COLLECTIVE EVENTS

7000. INDEX OF COLLECTIVE EVENTS

EVENT CODE	E-CODED	EVENT	PAGE
RECN-C2-7001	Y	Deploy to the Operational Area	7-3
RECN-C2-7002		Conduct staff planning	7-3
RECN-C2-7003		Conduct Crisis Action Planning	7-4
RECN-C2-7004		Establish a Forward Operating Base (FOB)	7-5
RECN-C2-7005		Operate a Forward Operating Base (FOB)	7-6
RECN-C2-7006	Y	Establish and Operate a Reconnaissance Operations Center (ROC)	7-7
RECN-C2-7007	Y	Coordinate Ground Reconnaissance Activities within the AOR	7-9
RECN-C2-7008	Y	Integrate Ground Reconnaissance Operations into the Intelligence, Surveillance, and Reconnaissance (ISR) Collection Plan	7-10
RECN-C2-7009	Y	Conduct Intelligence, Surveillance, and Reconnaissance (ISR) Collections Operations	7-11
RECN-C2-7010	Y	Establish communications	7-12
RECN-C2-7011	Y	Employ Command, Control, Communication, and Computer (C4) Suite	7-13
RECN-CSS-7001		Coordinate/Conduct Combat Service Support	7-14
RECN-CSS-7002		Prepare supplies, equipment, and vehicles for embarkation	7-15
RECN-CSS-7003		Conduct convoy operations	7-16
RECN-CSS-7004		Conduct tactical logistics	7-17
RECN-CSS-7005		Process Casualties	7-19
RECN-FP-7001		Maintain Operational Security	7-19
RECN-FSPT-7001		Conduct Fire Support Coordination	7-20
RECN-FSPT-7002		Operate the Fire Support Coordination Center (FSCC) or equivalent	7-22
RECN-INTL-7001	Y	Direct Intelligence Operations	7-23
RECN-INTL-7002	Y	Conduct Intelligence Operations	7-25
RECN-INTL-7003	Y	Provide Level II Intelligence Reports	7-26
RECN-INTL-7004	Y	Provide Level III Intelligence Reports	7-27
RECN-MAN-7001	Y	Direct Operations in Special Terrain	7-28
RECN-MAN-7002	Y	Direct Amphibious Reconnaissance	7-29
RECN-MAN-7003	Y	Direct Ground Reconnaissance	7-30
RECN-MAN-7004	Y	Direct a Specialized Raid	7-31
RECN-MAN-7005	Y	Direct a Battlespace Shaping Operations	7-33
RECN-MAN-7006	Y	Direct Specialized Insertion and Extraction	7-34
RECN-MAN-7007	Y	Conduct a relief in place (RIP)	7-35

7001. 7000-LEVEL EVENTS

RECNC2-7001: Deploy to the Operational Area

SUPPORTED MET(S): 1, 2, 3, 4, 5, 7

EVALUATION-CODED: YES

SUSTAINMENT INTERVAL: 12 months

DESCRIPTION: This task describes the procedures to move units and their systems from one position to another in order to gain a position of advantage over or avoid a position of disadvantage with respect to an enemy.

CONDITION: Given a movement order to a hostile, politically sensitive or denied environment and possessing all required personnel, required external support and equipment, and C4I-related infrastructure and equipment.

STANDARD: By arriving at the area of operations with all mission-essential personnel while maintaining operations security.

EVENT COMPONENTS:

1. Conduct Pre-deployment activities.
2. Conduct the Pre-deployment Site Survey (PDSS), as required.
3. Conduct Operational Planning.
4. Conduct Logistical Planning.
5. Conduct deployment.

PREREQUISITE EVENTS:

RECNC2-7002 RECNC2-7003 RECNC2-7004
RECNCSS-7002

CHAINED EVENTS:

RECNC2-4001 RECNC2-5001 RECNC2-6001

REFERENCES:

1. MCWP 2-25 Ground Reconnaissance Operations
2. MCWP 5-1 Marine Corps Planning Process (MCP)

RECNC2-7002: Conduct staff planning

SUPPORTED MET(S): 2, 3, 4, 5, 6

EVALUATION-CODED: NO

SUSTAINMENT INTERVAL: 12 months

DESCRIPTION: Deliberate Planning is a planning process for the deployment and employment of apportioned forces and resources that occurs in response to a mission.

CONDITION: Given all required personnel and C4I-related infrastructure and equipment.

STANDARD: By ensuring that subordinate commanders and staff are ready to execute the order and develop possible branches or sequels.

EVENT COMPONENTS:

1. Perform mission analysis.
2. Develop courses of action.
3. War game courses of action.
4. Compare courses of action, then present for commander's decision.
5. Develop orders.
6. Transition to produce operations plan or order.
7. Develop branches and sequels, if applicable.

PREREQUISITE EVENTS:

RECN-C2-7007 RECN-C2-7008 RECN-CSS-7001
RECN-FP -7001 RECN-FSPT-7001

REFERENCES:

1. JP 2-0 Joint Intelligence
2. JP 3-0 Joint Operations
3. JP 5-0 Joint Operation Planning
4. JP 5-00.2 Joint Task Force Planning Guidance and Procedures
5. MCWP 2-25 Ground Reconnaissance Operations
6. MCWP 5-1 Marine Corps Planning Process (MCP)

SUPPORT REQUIREMENTS:

ROOMS/BUILDINGS: All or one of the following: forward operating base; isolation facility for mission prep.

EQUIPMENT: Cap Set IV including, but not limited to other materials for planning: (Portable or Desktop Computers, External Hard Drives, Unclassified and Classified Internet Access, Dry Erase Board, Turn Charts, Dry Erase Markers, Pens/Pencils, Printer, Printer Paper, Printer Ink, Maps of Operational Area, Overhead Projector, Projector Screen or Flat Panel Television with required cable for use with Portable Laptop, Extension Cords, Power Strips).

UNITS/PERSONNEL: Reconnaissance Company(s); Higher HQ; Battalion Staff; Adjacent and Supporting HQ Liaisons.

RECN-C2-7003: Conduct Crisis Action Planning

SUPPORTED MET(S): 2, 3, 4, 5, 6

EVALUATION-CODED: NO

SUSTAINMENT INTERVAL: 12 months

DESCRIPTION: This task provides the procedure for rapid coordination, planning, and execution that must be established and practiced in order to execute assigned missions within the shortest possible time.

CONDITION: Given a mission, all required personnel, and C4I-related infrastructure and equipment.

STANDARD: By producing, in a required time period, an order within the higher commander's guidance and intent.

EVENT COMPONENTS:

1. Perform mission analysis.
2. Develop courses of action.
3. Compare courses of action, then present for commander's decision.
4. Develop orders.
5. Transition to produce operations plan or order.
6. Develop branches and sequels, if applicable.

PREREQUISITE EVENTS:

RECN-C2-7007 RECN-C2-7008 RECN-CSS-7001
RECN-FP -7001 RECN-FSPT-7001

REFERENCES:

1. JP 2-0 Joint Intelligence
2. JP 3-0 Joint Operations
3. JP 5-0 Joint Operation Planning
4. JP 5-00.2 Joint Task Force Planning Guidance and Procedures
5. MCWP 2-25 Ground Reconnaissance Operations
6. MCWP 5-1 Marine Corps Planning Process (MCPP)

SUPPORT REQUIREMENTS:

ROOMS/BUILDINGS: All or one of the following: forward operating base; isolation facility for mission prep.

EQUIPMENT: Cap Set IV including, but not limited to other materials for planning: (Portable or Desktop Computers, External Hard Drives, Unclassified and Classified Internet Access, Dry Erase Board, Turn Charts, Dry Erase Markers, Pens/Pencils, Printer, Printer Paper, Printer Ink, Maps of Operational Area, Overhead Projector, Projector Screen or Flat Panel Television with required cable for use with Portable Laptop, Extension Cords, Power Strips).

UNITS/PERSONNEL: Reconnaissance Company(s); Higher HQ; Battalion Staff; Adjacent and Supporting HQ Liaisons.

RECN-C2-7004: Establish a Forward Operating Base (FOB)

SUPPORTED MET(S): 2, 3, 4, 5

EVALUATION-CODED: NO

SUSTAINMENT INTERVAL: 12 months

DESCRIPTION: This task describes the procedures for establishment of a Forward Operating Base (FOB).

CONDITION: Given an order, all required personnel and C4I-related infrastructure and equipment.

STANDARD: By establishing a base in a secure location with the capability to provide C4I and to support operational company(s) in accordance with the requirements specified in the higher headquarters operations order.

EVENT COMPONENTS:

1. Conduct planning.
2. Coordinate plan with higher, supporting, and adjacent units.
3. Establish communications.
4. Establish Force Protection procedures.
5. Occupy FOB.
6. Maintain security.

PREREQUISITE EVENTS: RECN-C2-7003

CHAINED EVENTS: RECN-GRND-6005

REFERENCES:

1. FM 3-05.50 Army Special Operations Forces Ranger Operations
2. MCWP 2-25 Ground Reconnaissance Operations
3. MCWP 3-11.5 Marine Infantry Battalion

SUPPORT REQUIREMENTS:

RANGE/TRAINING AREA:

Facility Code 17413 Field Training Area
Facility Code 17420 Maneuver/Training Area, Heavy Forces
Facility Code 17962 MOUT Collective Training Facility (Small)
Facility Code 17963 MOUT Collective Training Facility (Large)

EQUIPMENT: Engineering support assets.

MATERIAL: Construction materials to include wood, cement, metals, wiring and piping.

UNITS/PERSONNEL: Engineering Personnel.

RECN-C2-7005: Operate a Forward Operating Base (FOB)

SUPPORTED MET(S): 2, 3, 4, 5, 7

EVALUATION-CODED: NO

SUSTAINMENT INTERVAL: 12 months

DESCRIPTION: This task describes the procedures for operating a Forward Operating Base (FOB).

CONDITION: Given all required personnel and C4I-related infrastructure and equipment.

STANDARD: By establishing a base with the capability to provide C4I and support subordinate units.

EVENT COMPONENTS:

1. Establish command and control means.
2. Update current situation.
3. Conduct command and control operations.
4. Conduct sustainment and support operations.
5. Conduct FOB maintenance and sustainment.
6. Plan future operations.
7. Modify plans as necessary.
8. Enforce OPSEC.
9. Implement force-protection measures.
10. Operate the FOB as a launch and recovery base.

PREREQUISITE EVENTS:

RECN-C2-7006 RECN-CSS-7004 RECN-FSPT-7002

CHAINED EVENTS: RECN-GRND-6006

REFERENCES:

1. FM 3-05.50 Army Special Operations Forces Ranger Operations
2. MCWP 2-25 Ground Reconnaissance Operations
3. MCWP 3-11.5 Marine Infantry Battalion

SUPPORT REQUIREMENTS:

RANGE/TRAINING AREA:

Facility Code 17413 Field Training Area
Facility Code 17420 Maneuver/Training Area, Heavy Forces
Facility Code 17962 MOUT Collective Training Facility (Small)
Facility Code 17963 MOUT Collective Training Facility (Large)

EQUIPMENT: Engineering support assets.

MATERIAL: Construction materials to include wood, cement, metals, wiring and piping.

UNITS/PERSONNEL: Engineering Personnel.

RECN-C2-7006: Establish and Operate a Reconnaissance Operations Center (ROC)

SUPPORTED MET(S): 2, 3, 4, 5, 7

EVALUATION-CODED: YES

SUSTAINMENT INTERVAL: 12 months

DESCRIPTION: This task describes the procedures for establishment of a ROC to facilitate command and control, as well as facilitate information processing and exchange between employed forces and higher/adjacent/supported/supporting units, following receipt of a mission tasking order.

CONDITION: Given a recon battalion and all required personnel and C4I-related infrastructure and equipment.

STANDARD: To control and provide support to forces, as well as receive, process and disseminate intelligence for use by higher, adjacent, supporting, and supported units.

EVENT COMPONENTS:

1. Plan and prepare for ROC operations.
2. Conduct a review of Unit ROC SOP.
3. Inspect embark boxes, audio visual equipment, computer systems, communication-electronic equipment, generators, lighting systems, and other organizational equipment and furniture.
4. Conduct site survey.
5. Establish Main Command Post and ROC.
6. Establish Forward Command Post, as required.
7. Implement ROC SOP.
8. Establish Battle Rhythm.
9. Conduct planning to support current and future operations.
10. Implement Force Protection measures.
11. Task assigned units.
12. Process information.
13. Provide administrative support to subordinate elements.
14. Provide intelligence support to subordinate elements, including the submission of support requests for imagery, maps, ISR, and other intel support. Assist in the development of a collection plan in order to support the HHQ/supported-unit(s) scheme of maneuver. Utilize SIGINT, CI/HUMINT, and ISR assets.
15. Conduct Information Operations.
16. Conduct Fire Support Planning and Coordination.
17. Conduct Operational Security.
18. Control tactical logistics support to subordinate elements.
19. Provide communications support to subordinate elements.
20. Conduct sustained command/control functions, utilizing ROC watch schedules and assigned assets.
21. Conduct battle drills, including the systematic receipt of information from subordinate elements and the steps required at each level to react to/exploit the situation (e.g. Unit Situation Reports; Contact Reports; etc).
22. Maintain and update situational maps via electronic systems and wall maps as necessary.
23. Maintain and update information on operations, intelligence, and communications contingency boards displayed in ROC.
24. Integrate with HHQ, FSC, Current Operations, Future Operations and other supported agency planning efforts in support of current and future missions. Exchange and support LNOs, as required.

PREREQUISITE EVENTS:

RECEN-C2-7009	RECEN-C2-7010	RECEN-C2-7011
RECEN-CSS-7005	RECEN-FP -7001	RECEN-INTL-7001
RECEN-MAN-7001		

REFERENCES:

1. MCDP 1-0 Marine Corps Operations
2. MCRP 2-25A Reconnaissance Reports Guide
3. MCRP 3-11.1A Commander's Tactical Handbook
4. MCWP 2-25 Ground Reconnaissance Operations

5. MCWP 3-1 Ground Combat Operations
6. MCWP 3-11.5 Marine Infantry Battalion
7. MCWP 3-16 Fire Support Coordination in the Ground Combat Element
8. MCWP 3-40.3 MAGTF Communications System
9. MCWP 5-1 Marine Corps Planning Process (MCP)

SUPPORT REQUIREMENTS:

RANGE/TRAINING AREA:

Facility Code 17410 Maneuver/Training Area, Light Forces
Facility Code 17962 MOUT Collective Training Facility (Small)

UNITS/PERSONNEL: Appropriate Range Safety, appropriate LNOs, and Medical personnel may be required.

MISCELLANEOUS:

ADMINISTRATIVE INSTRUCTIONS: ROC facilities can be simulated using the Combined Arms Staff Trainer (CAST) facility.

RECNC2-7007: Coordinate Ground Reconnaissance Activities within the AOR

SUPPORTED MET(S): 2, 3, 4, 5, 7

EVALUATION-CODED: YES

SUSTAINMENT INTERVAL: 12 months

DESCRIPTION: This task describes the procedures for coordinating Ground Reconnaissance operations within the AOR of the supported command. This task is focused on Ground Reconnaissance operations in support of a Marine Division or other tasked organized Ground Combat Element.

CONDITION: Given a headquarters staff, available communications and connectivity (voice, NIPR, SIPR, JWICS, CENTRIX, etc), operating in a Joint, Combined, and/or Interagency environment, a higher headquarters operations order, and commander's guidance.

STANDARD: By coordinating Ground Reconnaissance support in accordance with the concept of operation and commander's intent.

EVENT COMPONENTS:

1. Coordinate with battlespace owner.
2. Identify other reconnaissance and/or surveillance, and special operations assets operating in the AOR.
3. Receive and disseminate Standing Operating Procedures (SOP) from higher headquarters/ Surveillance and Reconnaissance Coordination Center (SARCC) for de-conflicting reconnaissance and/ or surveillance, and special operation force (SOF) collection efforts.
4. Integrate operations into the collection management procedures established to support the higher headquarters.
5. Establish policies based on higher headquarters policies for coordination of reconnaissance and/or surveillance operations throughout the AOR.
6. Conduct coordination meetings with other reconnaissance and/ or

surveillance, and special operation force (SOF) assets operating in the AOR.

7. Exchange Ground Reconnaissance liaison elements with higher, adjacent, and supporting commands, as required.
8. Ensure Ground Reconnaissance personnel have updated ISOPREPs in the automated Personnel Recovery Management System (PRMS).
9. Ensure Ground Reconnaissance maneuver units have updated escape and evasion plans on file with the Operations section of the higher headquarters.

PREREQUISITE EVENTS:

RECN-C2-7006 RECN-FSPT-7002

CHAINED EVENTS:

RECN-C2-6001 RECN-PLAN-5001 RECN-PLAN-5002
RECN-PLAN-6002

REFERENCES:

1. DoDD 2310.2 Personnel Recovery
2. JP 3-50 Personnel Recovery
3. MCDP 1-0 Marine Corps Operations
4. MCRP 2-3A Intelligence Preparation of the Battlefield/Battlespace
5. MCRP 5-12A Operational Terms and Graphics
6. MCWP 2-1 Intelligence Operations
7. MCWP 2-25 Ground Reconnaissance Operations
8. MCWP 3-36.1 Multi-Service TTPs for conventional forces and special operations forces integration and interoperability
9. MCWP 5-1 Marine Corps Planning Process (MCP)

RECN-C2-7008: Integrate Ground Reconnaissance Operations into the Intelligence, Surveillance, and Reconnaissance (ISR) Collection Plan

SUPPORTED MET(S): 2, 3, 4, 5, 7

EVALUATION-CODED: YES

SUSTAINMENT INTERVAL: 12 months

DESCRIPTION: This task describes the battalions integration of Ground Reconnaissance operations into ongoing and planned ISR Collection activities. This integration occurs through coordination with the Surveillance and Reconnaissance Coordination Center (SARCC). The SARCC is established to support Intelligence, Surveillance, and Reconnaissance (ISR) attachments operating within a MAGTF/Joint/Combined/Interagency environment. The SARCC aids in planning and direction of collection(s) and combat operations, and facilitates the processing and exploitation, production, dissemination, and utilization of intelligence.

CONDITION: Given a higher headquarters' operations order and commander's guidance while operating within a MAGTF/Joint/Combined/Interagency environment.

STANDARD: By coordinating with the SARCC to ensure that the Ground Reconnaissance scheme of maneuver is incorporated into the ISR plan in

accordance with the concept of operation and commander's intent.

EVENT COMPONENTS:

1. Recognize the organization, capabilities, employment procedures, and support limitations of the SARCC.
2. Identify requirements for Ground Reconnaissance support to ground combat operations.
3. Provide liaison personnel to facilitate integration of ISR command and control elements (ROC, OCE, TCE, VMU and UGS) into ground combat operations.
4. Receive and integrate Intelligence Collections attachments into the Reconnaissance Battalion.

PREREQUISITE EVENTS:

RECNC2-7006 RECNC2-7007

REFERENCES:

1. MCDP 1-0 Marine Corps Operations
2. MCRP 2-3A Intelligence Preparation of the Battlefield/Battlespace
3. MCRP 5-12A Operational Terms and Graphics
4. MCWP 2-1 Intelligence Operations
5. MCWP 2-25 Ground Reconnaissance Operations
6. SECNAV M-5510.36 Department of the Navy Information Security Program

RECNC2-7009: Conduct Intelligence, Surveillance, and Reconnaissance (ISR) Collections Operations

SUPPORTED MET(S): 2, 3, 4, 5, 7

EVALUATION-CODED: YES

SUSTAINMENT INTERVAL: 12 months

DESCRIPTION: This task describes the procedures for conducting Ground Reconnaissance operations in support of the ISR Collections Plan.

CONDITION: Given a headquarters staff, a Surveillance and Reconnaissance Coordination Center (SARCC), available communications and connectivity (voice, NIPR, SIPR, JWICS, CENTRIX, etc), operating in a Joint, Combined, and/or Interagency environment, a higher headquarters operations order, and commander's guidance.

STANDARD: By directing Intelligence Collections Operations in support of the scheme of maneuver/concept of operations in order to achieve the commander's intent.

EVENT COMPONENTS:

1. Coordinate and integrate with the Surveillance and Reconnaissance Coordination Center and Intelligence, Surveillance, and Reconnaissance support C4I architecture.
2. Assume responsibility for the control of Ground Reconnaissance assets within assigned AO.
3. Provide inputs to the ISR portion of the common operating picture (COP).
4. Activate and deactivate ISR coordination measures.

5. Disseminate all ISR plans to subordinate, higher, supporting, and adjacent units, as required.
6. De-conflict and integrate with the SARCC air and surface ISR assets using either formal or informal tactical coordination measures, as required.
7. Conduct cross boundary coordination with adjacent or higher units' SARCC.
8. Execute the intelligence collections plan.
9. Manage the flow of information in the Reconnaissance Operations Center (ROC) so critical information is exchanged in a timely manner with the supported units COC and the SARCC.
10. Adjust the schedule of fires based on the advance of maneuver units, changes in priorities (Priorities of Fire and Priority Targets), and any changes to the scheme of maneuver.
11. Respond quickly to high payoff targets and immediate fire support requests.
12. Coordinate the movement of Ground Reconnaissance forces operating in support of the ISR Collections Plan with the SARCC.
13. Monitor the status of remaining Intelligence, Surveillance and Reconnaissance assets allocated, ISR assets on call, and all planned ISR missions.
14. Request additional ISR support through the SARCC, as required
15. Maintain a record of NAIs under observation, Battle Damage Assessment (BDA), and targets engaged.
16. Displace the ROC by echelon while maintaining continuity of operations, control of ISR assets, and communications with the SARCC.
17. Anticipate close air support (CAS) requirements, and coordinate the assignment of air alert status.

PREREQUISITE EVENTS:

RECNC2-7006 RECNSFPT-7002 RECNIINTL-7002

CHAINED EVENTS:

RECNSAMPH-6001 RECNSGRND-6001 RECNSHAP-6001
RECNSURV-6001

REFERENCES:

1. MCDP 2 Intelligence
2. MCRP 2-25A Reconnaissance Reports Guide
3. MCRP 2-3A Intelligence Preparation of the Battlefield/Battlespace
4. MCWP 2-1 Intelligence Operations
5. MCWP 2-13 MAGTF Intelligence Dissemination
6. MCWP 2-14 Counterintelligence
7. MCWP 2-2 MAGTF Intelligence Collection
8. MCWP 2-25 Ground Reconnaissance Operations

RECNC2-7010: Establish communications

SUPPORTED MET(S): 2, 3, 4, 5, 7

EVALUATION-CODED: YES

SUSTAINMENT INTERVAL: 12 months

CONDITION: Given supporting attachments operating in a MAGTF, Joint, Combined, and/or Interagency environment, higher headquarters operations

order and Communication-Electronics Operations Instructions (CEOI), voice and data communications equipment

STANDARD: By developing and integrating communication procedures and equipment that enable the presentation of a Common Operational Picture (COP), and the effective command and control of the unit, in order to accomplish the commander's intent.

EVENT COMPONENTS:

1. Determine C4I requirements (power, electronics, internetworking, data, personnel, equipment and information support requirements) based on mission analysis.
2. Develop an integrated Command and Control (C2) plan.
3. Prioritize and allocate communication and information support based on the C2 plan.
4. Establish communication and information control procedures, to include controlling communication nets and information networks, security measures, restoration priorities and efforts, maintenance, and logistical requirements.
5. Establish, operate and maintain data, video and voice networks with higher, adjacent, subordinate and supporting (HASS) organizations.
6. Manage communication, electronic, and information systems to allow for the effective command and control and continuity of operations during all operational phases at all echelons (Forward, Main, Rear).
7. Employ electronic counter measures as required.
8. Maintain communication status reports, supporting HASS requirements in accordance with capabilities.

PREREQUISITE EVENTS:

RECN-C2-7002 RECN-C2-7003 RECN-C2-7011

CHAINED EVENTS:

RECN-COMM-4001 RECN-COMM-5001 RECN-COMM-6001

REFERENCES:

1. DCOCSOP Digital COC SOP for Battalion Operations in Irregular Warfare
2. MCDP 6 Command and Control
3. MCRP 3-40.3B Radio Operator's Handbook
4. MCTOG COC SOP MCTOG COC SOP
5. MCWP 2-25 Ground Reconnaissance Operations
6. MCWP 3-1 Ground Combat Operations
7. MCWP 3-40.3 MAGTF Communications System

RECN-C2-7011: Employ Command, Control, Communication, and Computer (C4) Suite

SUPPORTED MET(S): 2, 3, 4, 5, 7

EVALUATION-CODED: YES

SUSTAINMENT INTERVAL: 12 months

DESCRIPTION: This task describes the procedures to establish, maintain, and operate command and control systems to aid the decision-making process

through a shared situational awareness of the battle space.

CONDITION: Given an operations order, including a higher Communication-Electronics Operations Instructions (CEOI), analog and digital voice and data communications equipment, while deployed in a tactical environment.

STANDARD: By developing and integrating communication procedures and equipment that enable the effective command and control of the unit in the accomplishment of the commander's intent.

EVENT COMPONENTS:

1. Determine communication, electronics, and information support requirements based on higher tasks and mission tasking, subordinate needs, propagation, and mission analysis. Include personnel and equipment support, augmentation, and liaison requirements.
2. Prioritize and allocate communication and information support as part of an integrated command and control plan.
3. Establish communication and information control procedures, to include controlling communication nets and information networks, security measures, restoration priorities and efforts, maintenance, and logistical requirements.
4. Allow for the displacement of communications and information management capabilities, provide redundancy for critical communication or information requirements based on the commander's guidance, ensure safe employment of unit communication assets, and employ electronic counter measures as required.
5. Manage communication, electronic, and information systems to allow for the effective command and control of the unit during all phases of the operation.
6. Receive and prepare communications status reports, supporting subordinate unit requirements in accordance with capabilities.

PREREQUISITE EVENTS:

REC N-C2-7002 REC N-C2-7003

REFERENCES:

1. MCDP 6 Command and Control
2. MCRP 3-40.3B Radio Operator's Handbook
3. MCWP 2-25 Ground Reconnaissance Operations
4. MCWP 3-1 Ground Combat Operations
5. MCWP 3-40.3 MAGTF Communications System

REC N-CSS-7001: Coordinate/Conduct Combat Service Support

SUPPORTED MET(S): 2, 3, 4, 5, 6

EVALUATION-CODED: NO

SUSTAINMENT INTERVAL: 12 months

DESCRIPTION: This task coordinates combat service support in order to achieve mission accomplishment and the commander's intent.

CONDITION: Given a mission, all required personnel, and C4I-related infrastructure and equipment.

STANDARD: By providing all available combat service support established by the commander's intent.

EVENT COMPONENTS:

1. Conduct planning.
2. Coordinate communications.
3. Process support requests.
4. Coordinate/Conduct combat service support employment.

PREREQUISITE EVENTS:

RECN-C2-7002 RECN-C2-7003

REFERENCES:

1. MCDP 4 Logistics
2. MCRP 2-3A Intelligence Preparation of the Battlefield/Battlespace
3. MCRP 3-11.2A Marine Troop Leader's Guide
4. MCRP 5-12A Operational Terms and Graphics
5. MCWP 2-1 Intelligence Operations
6. MCWP 2-12 MAGTF Intelligence Production and Analysis
7. MCWP 2-25 Ground Reconnaissance Operations

SUPPORT REQUIREMENTS:

UNITS/PERSONNEL: Reconnaissance Company(s); Higher HQ; Battalion Staff.

RECN-CSS-7002: Prepare supplies, equipment, and vehicles for embarkation

SUPPORTED MET (S): 2,3,4,5

EVALUATION-CODED: NO

SUSTAINMENT INTERVAL: 12 months

DESCRIPTION: Embarkation readiness includes having all materials to prepare gear and personnel for movement.

CONDITION: Given a deployment order, all required personnel, and C4I-related infrastructure and equipment.

STANDARD: By ensuring equipment and personnel sustainment in accordance with the concept of support and higher headquarters deployment order.

EVENT COMPONENTS:

1. Produce battalion movement order and annexes.
2. Identify embark requirements and input data for Time, Phased, Force Deployment Data (TPFDD) generation.
3. Coordinate transportation requirements.
4. Coordinate embarkation requirements.
5. Coordinate maintenance management functions.
6. Coordinate facilities requirements.
7. Coordinate supply support requirements.

8. Coordinate engineering support, as required.
9. Coordinate Arms Ammunition and Explosives (AA&E) support, as required.
10. Coordinate health services support, as required.
11. Coordinate remain/left behind equipment (RBE/LBE).
12. Monitor safety/environmental compliance programs.
13. Coordinate requirements beyond organic capabilities with external agencies.
14. Provide input to common operational picture.
15. Maintain logistics mission status.
16. Provide logistics status reports.

PREREQUISITE EVENTS:

REC N-C2-7002 REC N-C2-7003

CHAINED EVENTS:

REC N-C2-5002 REC N-C2-6002

REFERENCES:

1. JP 0-2 Unified Action Armed Forces (UNAAF)
2. JP 3-02 Amphibious Operations
3. MCDP 4 Logistics
4. MCO P5090.2 Environmental Compliance and Protection Manual
5. MCO P8020.10A Marine Corps Ammunition Management and Explosives Safety Policy
6. MCRP 4-11.3G Unit Embarkation Handbook
7. MCWP 2-25 Ground Reconnaissance Operations
8. MCWP 4-1 Logistics Operations
9. MCWP 4-11 Tactical-Level Logistics

SUPPORT REQUIREMENTS:

OTHER SUPPORT REQUIREMENTS: Personal gear (seabags, kit bags, issue packs) must be properly marked (color coded) as per guidance from higher HQ.

MISCELLANEOUS:

ADMINISTRATIVE INSTRUCTIONS: The division S-4 will provide assistance and supervision throughout the process.

EQUIPMENT HOURS: Water proofing materials, packing lists, packing list envelopes, Embarkation placards, Pallet boards, Vehicle shoring, Duct tape, Stencils, Spray paint, Color coded tags, Baggage tags

REC N-CSS-7003: Conduct convoy operations

SUPPORTED MET(S): 3, 4, 5

EVALUATION-CODED: NO

SUSTAINMENT INTERVAL: 12 months

CONDITION: Given a mission, all required personnel, and C4I-related infrastructure and equipment.

STANDARD: To resupply a unit or move personnel in a hostile environment across one or more unit's areas of operation.

EVENT COMPONENTS:

1. Conduct planning and coordination.
2. Task organize.
3. Issue order to all organic, attached, and supporting units.
4. Occupy the assembly area.
5. Conduct planning, inspections, and rehearsals relative to critical convoy factors.
6. Conduct movement at specified times and along specified routes, adhering to the briefed order of movement, march interval, and rate of march.
7. Control movement with radio and visual signals.
8. Conduct battle drills to deal with any internal or external factors.
9. Send and receive required reports.
10. Conduct convoy debrief.

PREREQUISITE EVENTS:

RECN-C2-7002 RECN-C2-7003

REFERENCES:

1. FM 31-20-5 Special Reconnaissance Tactics, Techniques and Procedures for Special Forces
2. FM 31-23 SPECIAL FORCES MOUNTED OPERATIONS TACTICS, TECHNIQUES, AND PROCEDURES
3. MCRP 4-11.3H Multi-service Tactics, Techniques, and Procedures for Tactical Convoy Operations
4. MCWP 2-25 Ground Reconnaissance Operations
5. SOCOM Handbook SOCOM Combat Convoy Handbook

SUPPORT REQUIREMENTS:

RANGE/TRAINING AREA: Facility Code 17410 Maneuver/Training Area, Light Forces

EQUIPMENT: Vehicles with mounted Crew-Served Weapons, radios, optics and navigation aids.

UNITS/PERSONNEL: 1. Vehicle mechanics and technicians might be needed.
2. Role players/opposing forces.

RECN-CSS-7004: Conduct tactical logistics

SUPPORTED MET(S): 2, 3, 4, 5, 6

EVALUATION-CODED: NO

SUSTAINMENT INTERVAL: 12 months

CONDITION: Given a unit(s), equipment, a mission, and commander's intent that requires logistical sustainment, either as an independent unit or as part of a larger unit.

STANDARD: By coordinating requirements for logistical support and distributing sustainment to meet mission requirements.

EVENT COMPONENTS:

1. Determine the logistical requirements based on higher headquarters' requirements and in accordance with the mission.
2. Develop a logistics plan to include: establishing deliver times or supply points based on technique of distribution, identifying combat load and operational equipment requirements for the unit, procedures for maintenance and medical services, a timeline for execution, priority of support, and inspection criteria and location.
3. Coordinate logistical support in a timely manner to include: special resupply capabilities, required classes of supply, method and location of distribution, motor transportation requirements, medical service support, and maintenance needs.
4. Conduct resupply, maintenance, and organization of service support in a secure manner, per the timeline, and to the standard and priority identified in the plan.
5. Unit tracks maintenance status of supported unit equipment and prioritizes maintenance efforts and replacements based on mission precedence.
6. Report logistics status to higher headquarters.

PREREQUISITE EVENTS: RECN-CSS-7001

CHAINED EVENTS:

RECN-PLAN-5004 RECN-PLAN-6004

REFERENCES:

1. MCDP 4 Logistics
2. MCO P8020.10A Marine Corps Ammunition Management and Explosives Safety Policy
3. MCWP 2-25 Ground Reconnaissance Operations
4. MCWP 3-15.6 Military Free-Fall Parachuting Tactics, Techniques, and Procedures
5. MCWP 4-1 Logistics Operations
6. MCWP 4-11.7 MAGTF Supply Operations
7. MCWP 4-11.8 Services in an Expeditionary Environment
8. MCWP 5-1 Marine Corps Planning Process (MCP)

SUPPORT REQUIREMENTS:

RANGE/TRAINING AREA: Facility Code 17962 MOUT Collective Training Facility (Small)

MISCELLANEOUS:

ADMINISTRATIVE INSTRUCTIONS: Special resupply capabilities include, but are not limited to the Tandem Off-set Resupply Delivery System and other specialized forms of maneuver.

RECN-CSS-7005: Process Casualties

SUPPORTED MET(S): 2, 3, 4, 5, 6, 7

EVALUATION-CODED: NO

SUSTAINMENT INTERVAL: 12 months

CONDITION: Given a unit that is conducting operations and casualties have occurred.

STANDARD: To treat, evacuate, and track casualties in a timely manner with minimal interruption of operations.

EVENT COMPONENTS:

1. Receive reports from company leadership on evacuation priorities and numbers.
2. Conduct coordination with higher headquarters for evacuation.
3. Begin casualty reporting and tracking immediately after an individual is wounded, starting at the lowest level and terminating at higher headquarters.
4. In accordance with the operations order, civilian casualties are either evacuated through military system, or coordination is conducted for treatment by civilian medical personnel/facilities.

PREREQUISITE EVENTS:

RECN-C2-7002 RECN-C2-7003 RECN-C2-7006

CHAINED EVENTS:

RECN-C2-7002 RECN-C2-7003 RECN-C2-7006
RECN-MED-4001 RECN-MED-5001 RECN-MED-6001

REFERENCES:

1. MCRP 3-02G First Aid
2. MCWP 3-11.5 Marine Infantry Battalion

SUPPORT REQUIREMENTS:

RANGE/TRAINING AREA: Facility Code 17410 Maneuver/Training Area, Light Forces

OTHER SUPPORT REQUIREMENTS: 1. Assault Support Aircraft. 2. Suitable landing zone. 3. Tactical vehicle(s).

MISCELLANEOUS:

ADMINISTRATIVE INSTRUCTIONS: 1. Evaluator will tag casualties. Marines who are tagged with incapacitating wounds drop where "hit." Marines tagged as incapacitated, do not move under their own power, but rely on others to carry them. 2. This task may be trained to standard in garrison.

RECN-FP -7001: Maintain Operational Security

SUPPORTED MET(S): 2, 3, 4, 5, 6

EVALUATION-CODED: NO

SUSTAINMENT INTERVAL: 12 months

DESCRIPTION: This task provides the procedures for conducting operational security.

CONDITION: Given a mission, all required personnel, and C4I-related infrastructure and equipment.

STANDARD: By disseminating information without compromise to the mission.

EVENT COMPONENTS:

1. Control information.
2. Safeguard classified materials.
3. Disseminate information.

PREREQUISITE EVENTS:

RECN-C2-7002 RECN-C2-7003

CHAINED EVENTS:

RECN-PLAN-4005 RECN-PLAN-5005 RECN-PLAN-6005

REFERENCES:

1. MCWP 2-1 Intelligence Operations
2. MCWP 2-25 Ground Reconnaissance Operations

SUPPORT REQUIREMENTS:

UNITS/PERSONNEL: Reconnaissance Company(s); Higher HQ; Battalion Staff.

RECN-FSPT-7001: Conduct Fire Support Coordination

SUPPORTED MET(S): 2, 3, 4, 5, 6

EVALUATION-CODED: NO

SUSTAINMENT INTERVAL: 12 months

DESCRIPTION: This task provides the procedures required to conduct targeting, target engagements, fire support planning, and coordination in support of the scheme of maneuver as per the commander's intent.

CONDITION: Given a mission, all required personnel, and C4I-related infrastructure and equipment.

STANDARD: By producing supporting documents and planning to emplace supporting arms observers in key locations to execute and plan fires.

EVENT COMPONENTS:

1. Per the operation order, assume responsibility for the overall coordination of air, naval surface fire support (NSFS), and artillery.
2. Establish, based on commanders guidance and METT-TSL, if units will route requests for fire support utilizing a centralized or decentralized method.
3. Establish a common method for timing the delivery of fires within the unit. The method established may be synchronization using either "Zulu" or "local" time zone.
4. Maintain current status on the tactical situation and fire support

- coordination measures in effect.
5. Conduct fire support coordination using the commanders guidance and in accordance with the references.
 6. Use/display graphic or electronic aids to help in fire support (FS) coordination, i.e., attack guidance matrix or target precedence list, fire support status chart (ammunition, location, firing capability), situation map, overlays, fire support plan, fire support matrix, and other support plans and ensure their timely update.
 7. Ensure all FSCMs are clearly marked on fire plan overlays, and disseminated to subordinate, supporting, higher, and adjacent unit commanders.
 8. Maintain/display the fire support, operations, intelligence, airspace coordination measures, and overlays.
 9. Maintain a detailed plot of friendly positions, civilian population concentrations, activities (particularly the location of lead elements), and places protected by the law of war.
 10. Approve or deny requests for fire support, based on METT-TSL, commanders guidance, and proper fratricide avoidance techniques and weaponeering.
 11. Minimize coordination problems caused by the simultaneous flight of aircraft and the delivery of other supporting arms, by carefully considering the location and types of targets, firing positions for artillery and mortars, and fire support areas for naval surface fire support ships.
 12. Based on the tactical situation and when appropriate, integrate air and surface delivered fires, using either formal or informal airspace coordination measures.
 13. Coordinate with adjacent or higher units' Fire Support Coordination Center (FSCC) if fires or the effects of those fires impact in another unit's zone or come within the constraints imposed by the higher FSCC.
 14. Provide recommendations for the changing or shifting of fire support coordination measures, and those designated maneuver control measures which best facilitates maneuver actions and provides safeguards to protect friendly units.
 15. Coordinate the attack of targets in the priority established in the operations order or according to the commander's changes based on the tactical situation.
 16. Manage the flow of information in the Fire Support Coordination Center (FSCC) so critical information is exchanged in a timely manner.
 17. Integrate supporting arms by coordinating a Close Air Support (CAS) mission and Suppression of Enemy Air Defense (SEAD) fires, if required.
 18. Adjust the schedule of fires based on the advance of maneuver units, changes in priorities, and any changes to the scheme of maneuver.
 19. Respond quickly to targeting data and immediate fire support requests to coordinate the delivery of fire support on high payoff targets.
 20. Resolve fire support conflicts between elements of the landing force, as well as conflicts between Offensive Air Support (OAS)/CAS missions and indirect fire missions.
 21. Monitor the status of remaining air sorties allocated, aircraft on call, and all preplanned air missions for the next 24 hours.
 22. Request additional fire support and Electronic Warfare (EW) support from higher command and supporting forces, if required.
 23. Utilize the TACP to aid in the quick response of aircraft to changes in the tactical situation.
 24. Submit and forward the shelling reports (SHELREPs) and enemy order of

- battle overlays to Counter-Fire HQ to develop counter battery and counter mortar fire data.
25. Determine if any temporary fire support coordination measures are required. Cancel or submit for cancellation those no longer required to facilitate attack of targets or provide troop safety.
 26. Maintain a record of targets fired on, Battle Damage Assessment (BDA) assessed, and targets not engaged. Inform the S-2, S-3, and the command element (Fires Journal) according to unit SOP.
 27. Designate priority targets for engagement, and update these targets as the situation changes.
 28. Demonstrate the ability to displace the FSCC by echelon, without a loss of control or degradation of support as per unit SOP.
 29. Anticipate close air support (CAS) requirements, and coordinate the assignment of air alert status.

PREREQUISITE EVENTS:

REC N-C2-7002 REC N-C2-7003 REC N-C2-7007

CHAINED EVENTS:

REC N-PLAN-4003 REC N-PLAN-5003 REC N-PLAN-6003

REFERENCES:

1. JP 3-09 Joint Fire Support
2. MCRP 3-15.2A Mortars
3. MCRP 3-16.1A Tactics, Techniques and Procedures for Field Artillery Target Acquisition
4. MCRP 3-16.2 Techniques and Procedures for Fire Support Coordination
5. MCRP 3-16.6A Multi-Service Procedures for the Joint Application of Firepower (J-FIRE)
6. MCRP 3-16C Tactics, Techniques, and Procedures for Fire Support for the Combined Arms Commander
7. MCWP 2-25 Ground Reconnaissance Operations
8. MCWP 3-11.5 Marine Infantry Battalion
9. MCWP 3-16 Fire Support Coordination in the Ground Combat Element

SUPPORT REQUIREMENTS:

ROOMS/BUILDINGS: CAST - Combined Arms Staff Trainer

UNITS/PERSONNEL: Reconnaissance Company(s); Higher HQ; Battalion Staff.

REC N-FSPT-7002: Operate the Fire Support Coordination Center (FSCC) or equivalent

SUPPORTED MET(S): 2, 3, 4, 5, 7

EVALUATION-CODED: NO

SUSTAINMENT INTERVAL: 12 months

DESCRIPTION: This task describes the operation of the battalions Fire Support Coordination Center. Upon receipt of an operation order and higher fire support plan, the unit conducts tactical operations that require support from air, artillery, and naval surface fire support (NSFS). The operations

can occur during daylight or under limited visibility conditions and against and enemy whose capabilities include indirect and direct fire weapons, rotary- and fixed-wing aircraft, and EW capabilities.

CONDITION: Given an operations order, higher fire support plan, all required personnel, and C4I-related infrastructure and equipment.

STANDARD: By operating in conjunction with the Reconnaissance Operations Center to establish and coordinate procedures for the rapid de-confliction of and requests for fires.

EVENT COMPONENTS:

1. Ensure the FSCC is staffed and equipped.
2. Ensure the FSCC configuration is established (both in layout and within time limits) in accordance with unit SOPs and commanders guidance.
3. Each liaison is capable of providing technical expertise on the fire support means he represents, and has direct communications links to that asset.
4. Plan, establish, and operate equipment as part of a larger C4 equipment suite.
5. Establish methods to disseminate information to subordinate elements.
6. Establish procedures to ensure requests for preplanned supporting arms fire support and communications and non-communications jamming are made through the appropriate channels in a timely manner, recorded and staffed to avoid duplication, and examined to ensure proper weapons selection.
7. Establish procedures to ensure the timely receipt of the daily Air Tasking order (ATO), submission and confirmation of artillery, mortar, and Naval Surface Fire Support targeting lists and plans, and the coordination of electronic attack and information operations.
8. Displaces by the appropriate method to allow continuous operation, control, and de-confliction of fires (i.e., by forward and main echelon displacement).

PREREQUISITE EVENTS: RECN-C2-7006

CHAINED EVENTS:

RECN-C2-5003 RECN-C2-6003

REFERENCES:

1. MCRP 3-16.2 Techniques and Procedures for Fire Support Coordination
2. MCRP 3-16.6A Multi-Service Procedures for the Joint Application of Firepower (J-FIRE)
3. MCWP 2-25 Ground Reconnaissance Operations
4. MCWP 3-11.5 Marine Infantry Battalion
5. MCWP 3-31.6 Supporting Arms Coordination in Amphibious Operations

RECN-INTL-7001: Direct Intelligence Operations

SUPPORTED MET(S): 2, 3, 4, 5, 7

EVALUATION-CODED: YES

SUSTAINMENT INTERVAL: 12 months

DESCRIPTION: This task describes utilizing organic, direct support, or attached intelligence assets to satisfy intelligence requirements.

CONDITION: Given all required personnel and C4I-related infrastructure and equipment.

STANDARD: By fulfilling the assigned intelligence requirements of the supported command or the intelligence gaps of the current situation.

EVENT COMPONENTS:

1. Manage intelligence systems.
2. Determine intelligence requirements.
3. Develop collection plan.
4. Establish intelligence reporting procedures.
5. Disseminate intelligence.

PREREQUISITE EVENTS:

REC-N-C2-7002	REC-N-C2-7003	REC-N-C2-7007
REC-N-C2-7008	REC-N-FSPT-7002	

CHAINED EVENTS: REC-N-INTL-6001

REFERENCES:

1. DCID 1/21 Physical Security Standards for Sensitive Compartmented Information Facilities
2. MCDP 2 Intelligence
3. MCRP 2-25A Reconnaissance Reports Guide
4. MCRP 2-3A Intelligence Preparation of the Battlefield/Battlespace
5. MCWP 2-1 Intelligence Operations
6. MCWP 2-12 MAGTF Intelligence Production and Analysis
7. MCWP 2-2 MAGTF Intelligence Collection
8. MCWP 2-25 Ground Reconnaissance Operations

SUPPORT REQUIREMENTS:

RANGE/TRAINING AREA: Facility Code 17410 Maneuver/Training Area, Light Forces

ROOMS/BUILDINGS: To fully conduct intelligence operations, a Temporary Secure Compartmented Intelligence Facility (T-SCIF) should be utilized in accordance with appropriate references.

MATERIAL: Mapping, Geospatial Intelligence Sourcing (GIS).

MISCELLANEOUS:

SPECIAL PERSONNEL CERTS: Security Clearances are necessary for all intelligence personnel.

REC-N-INTL-7002: Conduct Intelligence Operations

SUPPORTED MET(S): 2, 3, 4, 5

EVALUATION-CODED: YES

SUSTAINMENT INTERVAL: 12 months

CONDITION: Given organic/supporting/higher collection assets, an order, and Priority Intelligence Requirements (PIRs).

STANDARD: By providing timely, relevant, accurate, and predictive intelligence in support of operations.

EVENT COMPONENTS:

1. Develop mindset within unit that every Marine is a collector and must be ready to support the intelligence effort at all times.
2. Conduct Intelligence Preparation of the Battlespace (IPB).
3. Produce Annex B of the operations order.
4. Assist/train to support the establishment of Company Level Intelligence Cells (CLICs), as required.
5. Produce and disseminate intelligence reports and receive other reports as required.
6. Produce and deliver briefs and other intelligence products as required.
7. Produce local area maps, imagery, and products within capability, and request products from higher headquarters.
8. Produce target packages.
9. Develop, coordinate, and manage the collection plan based on PIRs and Specific Information Requirements (SIRs) for organic and direct support units.
10. Make recommendations for the implementation of tactical operations to support the collection effort.
11. Request higher support for collection requirements beyond capability of organic assets.
12. Ensure all subordinate personnel are fully aware of the capabilities and limitations of intelligence collection assets to include non-organic supporting resources.
13. Employ the Intelligence Operations Workstation (IOW) to support operations.
14. Track and update information on emerging enemy tactics, techniques, and procedures (TTPs).
15. Rapidly process, disseminate, and exploit information gained through Sensitive Site Exploitation (SSE), tactical questioning (TQ), document exploitation (DOCEX), and other means.
16. Ensure procedures are in place to rapidly update subordinate units and other required personnel on required information/intelligence.
17. Enforce active and passive counterintelligence measures.
18. Publish daily changing of primary and alternate challenge and passwords/signs and countersigns; take appropriate action if they are compromised.
19. Ensure updated requirements/tasks are provided to operations.
20. Coordinate active and passive counterintelligence efforts and measures.
21. Direct the counter-reconnaissance effort.
22. Implement access control measures for the security of friendly information.

PREREQUISITE EVENTS:

RECN-C2-7009

RECN-MAN-7002

RECN-MAN-7003

RECN-MAN-7005

CHAINED EVENTS:

RECNCOLL-4001

RECNCOLL-5001

REFERENCES:

1. DCID 1/21 Physical Security Standards for Sensitive Compartmented Information Facilities
2. MCDP 2 Intelligence
3. MCRP 2-24B Remote Sensor Operations
4. MCRP 2-25A Reconnaissance Reports Guide
5. MCRP 2-26 Geographic Intelligence
6. MCRP 2-3A Intelligence Preparation of the Battlefield/Battlespace
7. MCWP 2-1 Intelligence Operations
8. MCWP 2-12 MAGTF Intelligence Production and Analysis
9. MCWP 2-13 MAGTF Intelligence Dissemination
10. MCWP 2-14 Counterintelligence
11. MCWP 2-2 MAGTF Intelligence Collection
12. MCWP 2-25 Ground Reconnaissance Operations

SUPPORT REQUIREMENTS:

RANGE/TRAINING AREA: Facility Code 17420 Maneuver/Training Area, Heavy Forces

OTHER SUPPORT REQUIREMENTS: CAST - Combined Arms Staff Trainer

MISCELLANEOUS:

ADMINISTRATIVE INSTRUCTIONS: Scenario events that support evaluation of the task must be developed and integrated into an exercise, e.g., civilian role players, enemy units, higher collection and intelligence information.

RECNCOLL-INTL-7003: Provide Level II Intelligence Reports

SUPPORTED MET(S): 2, 3, 4, 5

EVALUATION-CODED: YES

SUSTAINMENT INTERVAL: 12 months

DESCRIPTION: This task describes recon battalion support to intelligence and operations which provide information for the planning and conduct of tactical, operational, and strategic actions.

CONDITION: Given a mission, all required personnel and C4I-related infrastructure and equipment.

STANDARD: By ensuring supported forces have adequate intelligence support to accomplish the mission.

EVENT COMPONENTS:

1. Review information against intelligence requirements.
2. Validate significance of information to overall situation.
3. Apply critical thinking.
4. Apply creative thinking.

5. Develop an intelligence assessment that is relevant, reliable, and accurate.
6. Produce Level II Intelligence Report.
7. Disseminate product as required by operational environment.

PREREQUISITE EVENTS: RECN-INTL-7002

CHAINED EVENTS:

RECN-INTL-4001 RECN-INTL-5001 RECN-INTL-6002

REFERENCES:

1. AFI 13-217 Drop Zone and Landing Zone Operations
2. DIA Intelligence Writing Guide
3. FM 3-21.38 Pathfinder Operations
4. FM 3-34.170 Engineer Reconnaissance
5. FM 5-430-00-2 Planning and Design of Roads, Airfields, and Heliports; VOL II
6. ICD 203 Intelligence Community Directive 203
7. ICD 206 Intelligence Community Directive 206
8. JP 3-09.3 Close Air Support
9. MCRP 2-25A Reconnaissance Reports Guide
10. MCWP 2-25 Ground Reconnaissance Operations
11. MCWP 2-6 Counterintelligence
12. MCWP 3-13 Employment of Amphibious Assault Vehicles
13. MCWP 3-16.6 Supporting Arms Observer, Spotter and Controller

RECN-INTL-7004: Provide Level III Intelligence Reports

SUPPORTED MET(S): 2, 3, 4, 5

EVALUATION-CODED: YES

SUSTAINMENT INTERVAL: 12 months

DESCRIPTION: Level III Intelligence Reports consist of information of tactical, operational, or strategic value that was collected upon the patrols return during the S-2/ G-2 and/or SARCC debriefing. This information is then fused with reporting from other collectors across the Intelligence, Surveillance, Reconnaissance Enterprise (ISR-E). The consolidated and combined reporting from Ground Reconnaissance elements, Radio Battalion elements, CI/HUMINT elements, etc is used to generate Level III Intelligence Reporting. When properly tasked organized with intelligence collectors from across the ISR-E, Reconnaissance Battalions can produce and disseminate Level III intelligence Reports.

CONDITION: Given a mission, all required personnel and C4I-related infrastructure and equipment.

STANDARD: By ensuring forces have adequate intelligence support to accomplish the mission.

EVENT COMPONENTS:

1. Review information against intelligence requirements.
2. Validate significance of information to overall situation.

3. Apply critical thinking.
4. Apply creative thinking.
5. Develop an intelligence assessment that is relevant, reliable, and accurate.
6. Produce Level III Intelligence Report.
7. Disseminate product as required by operational environment.

PREREQUISITE EVENTS:

RECN-INTL-7002 RECN-INTL-7003

CHAINED EVENTS:

RECN-INTL-4001 RECN-INTL-5001 RECN-INTL-6002
RECN-INTL-6003

REFERENCES:

1. AFI 13-217 Drop Zone and Landing Zone Operations
2. DIA Intelligence Writing Guide
3. FM 3-21.38 Pathfinder Operations
4. FM 3-34.170 Engineer Reconnaissance
5. FM 5-430-00-2 Planning and Design of Roads, Airfields, and Heliports; VOL II
6. ICD 203 Intelligence Community Directive 203
7. ICD 206 Intelligence Community Directive 206
8. JP 3-09.3 Close Air Support
9. MCRP 2-25A Reconnaissance Reports Guide
10. MCWP 2-25 Ground Reconnaissance Operations
11. MCWP 2-6 Counterintelligence
12. MCWP 3-13 Employment of Amphibious Assault Vehicles
13. MCWP 3-16.6 Supporting Arms Observer, Spotter and Controller

RECN-MAN-7001: Direct Operations in Special Terrain

SUPPORTED MET(S): 2, 3, 4, 5, 6, 7

EVALUATION-CODED: YES **SUSTAINMENT INTERVAL:** 12 months

CONDITION: Given a mission, all required personnel, and C4I-related infrastructure and equipment.

STANDARD: By ensuring assigned elements gain access, by clandestine or overt means, to the environment, persist within the operational area, effectively blend into the operational environment, maintain security, react appropriately to the enemy situation, and accomplish the assigned mission.

EVENT COMPONENTS:

1. Plan, coordinate, and direct operations in a jungle environment.
2. Plan, coordinate, and direct riverine operations.
3. Plan, coordinate, and direct a river crossing.
4. Plan, coordinate, and direct operations in an urban terrain.
5. Plan, coordinate, and direct operations in a desert environment.
6. Plan, coordinate, and direct operations in mountainous terrain.
7. Plan, coordinate, and direct operations in a cold weather environment.

PREREQUISITE EVENTS:

RECNC2-7002 RECNC2-7003 RECNC2-7006

CHAINED EVENTS:

RECNGRND-4002 RECNGRND-5002 RECNGRND-6002

REFERENCES:

1. FM 3-05.50 Army Special Operations Forces Ranger Operations
 2. MCWP 2-25 Ground Reconnaissance Operations
 3. MCWP 3-11.5 Marine Infantry Battalion
-

RECNC2-7002: Direct Amphibious Reconnaissance

SUPPORTED MET(S): 2, 4, 7

EVALUATION-CODED: YES

SUSTAINMENT INTERVAL: 12 months

DESCRIPTION: This task provides the procedure for conducting amphibious reconnaissance in order to plan, coordinate, and conduct pre-landing reconnaissance or surveys of planned beaches, landing sites, target sites, and ports to determine ability to support amphibious operations. This task includes providing a Confirmatory Beach Report, hydrographic surveys, and/or Level I and Level II Intelligence Reports to the supported commander. This task also includes conducting surveys of rivers and littorals to support river crossings and other riverine operations.

CONDITION: Given a mission, all required personnel, and C4I-related infrastructure and equipment.

STANDARD: By executing plans and coordinating all activities across the War Fighting Functions (WFF) to enable assigned forces to collect information and data to satisfy the MAGTF Commanders intelligence requirements.

EVENT COMPONENTS:

1. Conduct deliberate planning.
2. Develop task organization and mission specific equipment density list.
3. Establish collection/targeting plan to meet collection requirements.
4. Coordinate with adjacent and supporting units for mission support.
5. Coordinate with supported unit to ensure mission meets information collection requirements.
6. Conduct command and control of insertion.
7. Conduct command and control of infiltration.
8. Conduct command and control of actions on the objective.
9. Conduct command and control of exfiltration.
10. Conduct command and control of extraction.

PREREQUISITE EVENTS:

RECNC2-7002 RECNC2-7003 RECNC2-7006
RECNC2-7007 RECNC2-7008 RECNC2-7001
RECNC2-7006

CHAINED EVENTS:

REC N-AMPH-4001

REC N-AMPH-5001

REC N-AMPH-6001

REFERENCES:

1. BOWDITCH American Practical Navigator
2. COMDINST MI6114.5A U. S. Coast Guard Boat Crew Seamanship Manual
3. MCRP 3-11.3A Special Forces Waterborne Operations (TC 31-25)
4. MCWP 2-25 Ground Reconnaissance Operations
5. TM 09665A-13&P/1-1 Operation and Maintenance of the Combat Rubber Reconnaissance Craft

SUPPORT REQUIREMENTS:

RANGE/TRAINING AREA:

Facility Code 17411 Maneuver/Training Area, Amphibious Forces
Facility Code 17440 Personnel/Equipment Drop Zone

EQUIPMENT: Surface/subsurface/aviation launch and recovery platform

MISCELLANEOUS:

ADMINISTRATIVE INSTRUCTIONS: This type of training is classified as high risk training, refer to OPNAVINST 1500.75.

SPECIAL PERSONNEL CERTS: Coxswain, Safety Swimmers, Appropriate certified range safety and medical personnel

REC N-MAN-7003: Direct Ground Reconnaissance

SUPPORTED MET(S): 3, 4, 7

EVALUATION-CODED: YES

SUSTAINMENT INTERVAL: 12 months

DESCRIPTION: This task provides the procedure for conducting ground reconnaissance in order to conduct collections within the MAGTF Area of Operations and Area of Influence. Ground Reconnaissance elements may be tasked to conduct and perform area reconnaissance, zone reconnaissance, and employ surveillance assets. When properly task organized with other forces, equipment, or personnel, Ground Reconnaissance teams can conduct specialized engineer, radio, mobile, and other unique reconnaissance missions.

CONDITION: Given a mission, all required personnel, and C4I-related infrastructure and equipment.

STANDARD: By executing plans and coordinating all activities across the War Fighting Functions (WFF) to enable assigned forces to collect information and data to satisfy the supported commander's intelligence requirements.

EVENT COMPONENTS:

1. Conduct deliberate planning.
2. Develop task organization and mission specific equipment density list.
3. Establish collection/ targeting plan to meet collection requirements.

4. Coordinate with adjacent and supporting units for mission support.
5. Coordinate with supported unit to ensure mission meets information collection requirements.
6. Conduct command and control of insertion.
7. Conduct command and control of infiltration.
8. Conduct command and control of actions on the objective.
9. Conduct command and control of exfiltration.
10. Conduct command and control of extraction.

PREREQUISITE EVENTS:

RECN-C2-7002	RECN-C2-7003	RECN-C2-7006
RECN-C2-7007	RECN-C2-7008	RECN-MAN-7001
RECN-MAN-7006		

CHAINED EVENTS:

RECN-GRND-4001	RECN-GRND-5001	RECN-GRND-6001
----------------	----------------	----------------

REFERENCES:

1. FM 3-05.50 Army Special Operations Forces Ranger Operations
2. MCWP 2-25 Ground Reconnaissance Operations
3. MCWP 3-11.5 Marine Infantry Battalion
4. MCWP 3-15.3 Scout Sniping

RECN-MAN-7004: Direct a Specialized Raid

SUPPORTED MET(S): 5, 7

EVALUATION-CODED: YES

SUSTAINMENT INTERVAL: 12 months

DESCRIPTION: Conduct a specialized raid in hostile territory to secure information, confuse the enemy, to destroy their installations, or for a specific purpose other than seizing and holding terrain. This task provides the procedures required to conduct a specialized raid with any of the following insert platforms: aircraft, boats, wheeled vehicle transportation, or mechanized transportation. The unit will utilize specialized surface, subsurface, and airborne forms of maneuver for insertion and extraction.

CONDITION: Given a mission, all required personnel, and C4I-related infrastructure and equipment.

STANDARD: By executing plans and coordinating all activities across the War Fighting Functions (WFF) to enable assigned forces to achieve the supported commanders desired effects.

EVENT COMPONENTS:

1. Conduct deliberate planning.
2. Develop task organization and mission specific equipment density list.
3. Establish collection/targeting plan to meet collection requirements.
4. Coordinate with adjacent and supporting units for mission support.
5. Coordinate with supported unit to ensure mission meets information collection requirements.
6. Conduct command and control of insertion.

7. Conduct command and control of infiltration.
8. Conduct command and control of actions on the objective.
9. Conduct command and control of exfiltration.
10. Conduct command and control of extraction.

PREREQUISITE EVENTS:

RECN-C2-7002	RECN-C2-7003	RECN-C2-7006
RECN-C2-7007	RECN-MAN-7001	RECN-MAN-7006

CHAINED EVENTS:

RECN-RAID-4001	RECN-RAID-5001	RECN-RAID-6001
----------------	----------------	----------------

REFERENCES:

1. FM 3-05.213 Special Forces Pack Animals
2. FM 3-05.50 Army Special Operations Forces Ranger Operations
3. FM 31-20-5 Special Reconnaissance Tactics, Techniques and Procedures for Special Forces
4. FM 31-23 SPECIAL FORCES MOUNTED OPERATIONS TACTICS, TECHNIQUES, AND PROCEDURES
5. FMFM 6-4 Marine Rifle Company/Platoon
6. MCRP 2-25A Reconnaissance Reports Guide
7. MCRP 3-11.3A Special Forces Waterborne Operations (TC 31-25)
8. MCRP 3-11.4A Helicopter Rope Suspension Techniques (HRST) Operations
9. MCRP 3-16A Tactics, Techniques, and Procedures for the Targeting Process
10. MCRP 4-11.3H Multi-service Tactics, Techniques, and Procedures for Tactical Convoy Operations
11. MCWP 2-25 Ground Reconnaissance Operations
12. MCWP 3-1 Ground Combat Operations
13. MCWP 3-11.4 Helicopterborne Operations
14. MCWP 3-11.5 Marine Infantry Battalion
15. MCWP 3-15.6 Military Free-Fall Parachuting Tactics, Techniques, and Procedures
16. MCWP 3-15.7 Static-Line Parachuting Techniques and Training
17. MCWP 3-43.1 Raid Operations
18. MCWP 5-1 Marine Corps Planning Process (MCPP)
19. SOCOM Handbook SOCOM Combat Convoy Handbook

SUPPORT REQUIREMENTS:

RANGE/TRAINING AREA:

Facility Code 17410 Maneuver/Training Area, Light Forces
Facility Code 17420 Maneuver/Training Area, Heavy Forces
Facility Code 17440 Personnel/Equipment Drop Zone
Facility Code 17760 MOUT Assault Course (MAC)
Facility Code 17963 MOUT Collective Training Facility (Large)

AIRCRAFT: Rotary Wing: AH-1, UH-1, CH-46, CH-53, CH-47, UH-60, MV-22 Fixed Wing: AV8B, F18, AC130, A10, MC130, KC130 UAV: Predator and Raven.

MISCELLANEOUS:

SPECIAL PERSONNEL CERTS: RSO; FAC; TACP; JTAC; Insert/Extract officer(s) specifically associated with insert/extract methods utilized.

REC�-MAN-7005: Direct Battlespace Shaping Operations

SUPPORTED MET(S): 4, 7

EVALUATION-CODED: YES

SUSTAINMENT INTERVAL: 12 months

DESCRIPTION: This task provides the procedures required to conduct battlespace shaping operations. Battlespace shaping operations can include the employment of direct fire weapons, demolitions, indirect fire, precision guided munitions, and naval fires in order to destroy or neutralize enemy forces, deny the enemy freedom of action and safe havens, or facilitate friendly forces maneuver.

CONDITION: Given a mission, all required personnel, and C4I-related infrastructure and equipment.

STANDARD: By executing plans and coordinating all activities across the War Fighting Functions (WFF) to enable assigned forces to deny the enemy freedom of action and facilitate maneuver of the force in accordance with the MAGTF Commanders intent.

EVENT COMPONENTS:

1. Conduct deliberate planning.
2. Develop task organization and mission specific equipment density list.
3. Establish collection/ targeting plan to meet collection requirements.
4. Coordinate with adjacent and supporting units for mission support.
5. Coordinate with supported unit to ensure mission meets information collection requirements.
6. Conduct command and control of insertion.
7. Conduct command and control of infiltration.
8. Conduct command and control of actions on the objective.
9. Conduct command and control of exfiltration.
10. Conduct command and control of extraction.

PREREQUISITE EVENTS:

REC�-C2-7002	REC�-C2-7003	REC�-C2-7006
REC�-C2-7007	REC�-C2-7008	REC�-MAN-7001
REC�-MAN-7006		

CHAINED EVENTS:

REC�-SHAP-4001	REC�-SHAP-5001	REC�-SHAP-6001
----------------	----------------	----------------

REFERENCES:

1. FM 3-05.213 Special Forces Pack Animals
2. FM 3-05.50 Army Special Operations Forces Ranger Operations
3. FM 31-20-5 Special Reconnaissance Tactics, Techniques and Procedures for Special Forces
4. FM 31-23 SPECIAL FORCES MOUNTED OPERATIONS TACTICS, TECHNIQUES, AND PROCEDURES
5. FMFM 6-4 Marine Rifle Company/Platoon
6. MCRP 2-25A Reconnaissance Reports Guide
7. MCRP 3-11.3A Special Forces Waterborne Operations (TC 31-25)
8. MCRP 3-11.4A Helicopter Rope Suspension Techniques (HRST) Operations
9. MCRP 3-16A Tactics, Techniques, and Procedures for the Targeting Process

10. MCRP 4-11.3H Multi-service Tactics, Techniques, and Procedures for Tactical Convoy Operations
11. MCWP 2-25 Ground Reconnaissance Operations
12. MCWP 3-1 Ground Combat Operations
13. MCWP 3-11.4 Helicopterborne Operations
14. MCWP 3-11.5 Marine Infantry Battalion
15. MCWP 3-15.6 Military Free-Fall Parachuting Tactics, Techniques, and Procedures
16. MCWP 3-15.7 Static-Line Parachuting Techniques and Training
17. MCWP 3-43.1 Raid Operations
18. MCWP 5-1 Marine Corps Planning Process (MCP)
19. SOCOM Handbook SOCOM Combat Convoy Handbook

SUPPORT REQUIREMENTS:

RANGE/TRAINING AREA:

Facility Code 17410 Maneuver/Training Area, Light Forces
Facility Code 17420 Maneuver/Training Area, Heavy Forces
Facility Code 17440 Personnel/Equipment Drop Zone
Facility Code 17760 MOUT Assault Course (MAC)
Facility Code 17963 MOUT Collective Training Facility (Large)

AIRCRAFT: Rotary Wing: AH-1, UH-1, CH-46, CH-53, CH-47, UH-60, MV-22 Fixed Wing: AV8B, F18, AC130, A10, MC130, KC130 UAV: Predator and Raven.

MISCELLANEOUS:

SPECIAL PERSONNEL CERTS: RSO; FAC; TACP; JTAC; Insert/Extract officer(s) specifically associated with insert/extract methods utilized.

RECN-MAN-7006: Direct Specialized Insertion and Extraction

SUPPORTED MET(S): 2, 3, 4, 5, 6, 7

EVALUATION-CODED: YES

SUSTAINMENT INTERVAL: 12 months

DESCRIPTION: This task provides the procedure for conducting specialized forms of maneuver in support of Ground Reconnaissance operations. Specialized forms of maneuver include, but are not limited to surface swimming operations, boat operations, helicopter and HRST operations, combat dive operations, parachute operations, and submarine operations.

CONDITION: Given a mission, all required personnel, and C4I-related infrastructure and equipment.

STANDARD: By executing plans and coordinating all activities across the War Fighting Functions (WFF) to enable assigned forces maneuver.

EVENT COMPONENTS:

1. Conduct deliberate planning.
2. Develop task organization and mission specific equipment density list.
3. Coordinate with adjacent and supporting units for mission support.

4. Conduct command and control of insertion.
5. Conduct command and control of infiltration.
6. Conduct command and control of exfiltration.
7. Conduct command and control of extraction.

PREREQUISITE EVENTS:

RECN-C2-7002	RECN-C2-7003	RECN-C2-7006
RECN-C2-7007	RECN-C2-7008	RECN-MAN-7001

CHAINED EVENTS:

RECN-SPIE-4001	RECN-SPIE-5001	RECN-SPIE-6001
----------------	----------------	----------------

REFERENCES:

1. FM 3-05.50 Army Special Operations Forces Ranger Operations
2. MCO 3120.11 Marine Corps Parachuting Policy and Program Administration
3. MCO 3150.4 Diving Policy and Administration
4. MCO 3500.42A W/ERRATUM Marine Corps Helicopter Rope Suspension Training Policy (HRST) and Program Administration
5. MCRP 3-11.3A Special Forces Waterborne Operations (TC 31-25)
6. MCRP 3-11.4A Helicopter Rope Suspension Techniques (HRST) Operations
7. MCRP 3-35.9A Multi-Service Tactics, Techniques, and Procedures for military diving operations
8. MCWP 2-25 Ground Reconnaissance Operations
9. MCWP 3-11.4 Helicopterborne Operations
10. MCWP 3-15.6 Military Free-Fall Parachuting Tactics, Techniques, and Procedures
11. MCWP 3-15.7 Static-Line Parachuting Techniques and Training
12. Version I U.S. Navy Dive Manual
13. Version II U.S. Navy Dive Manual

RECN-MAN-7007: Conduct a relief in place (RIP)

SUPPORTED MET(S): 2, 3, 4, 5

EVALUATION-CODED: YES **SUSTAINMENT INTERVAL:** 12 months

CONDITION: Given an order, as either the stationary or relieving unit.

STANDARD: To ensure passage of tactical responsibilities, and control of a designated area with minimal disruption in operations.

EVENT COMPONENTS:

1. Conduct coordination and planning between higher headquarters, both stationary and relieving unit, as well as all other supporting units and fire support agencies.
2. Employ all means to ensure common view of battle space and operations and passage of information, to include but not limited to: co-location of command groups and exchange of liaison personnel at all levels.
3. Exchange all required intelligence and tactical information.
4. Coordinate/identify when and where battle handover/passage of command will occur.
5. Provide an operations overlay and a copy of the fragmentary order to the

- relieving unit.
6. Conduct detailed coordination and liaison between representatives of fire support units in support of both units at the command post (CP)/combat operations center (COC) of the stationary unit.
 7. Provide fire plan sketches or overlays to the relieving units.
 8. Maintain security and communications at normal levels.
 9. Conduct the movement of units over planned routes, based on the planned sequence of movement and relief.
 10. Maintain noise and light discipline and the dispersion of forces throughout movement.
 11. Use guides to lead relieving units into positions and to lead relieved units out of position.
 12. Relieve local security units last.
 13. Keep fire support assets in position throughout the relief of maneuver units. Ensure they are prepared to support both units.
 14. Keep liaison personnel in position until the relieving unit has assumed control.
 15. Ensure that at every level down to and including the individual Marine, face-to-face briefs are conducted.
 16. Conduct familiarization and combined operations to ensure relieving unit readiness to assume mission, if applicable.
 17. Relieve crew-served weapons personnel after rifle units.
 18. Use assembly areas that provide cover and concealment and are large enough to allow for the dispersion of units.
 19. Maintain all-around security throughout the entire relief of units.
 20. Account for all personnel, supplies, and equipment.
 21. Execute tactical deception during the relief.
 22. Coordinate the transfer or exchange of supplies and equipment to include: communications, wire lines, radio antennas, and petroleum, oils, and lubricants (POL).
 23. Relinquish responsibility for the area upon agreement by the two commanders and after approval from the higher commander.
 24. Send and receive required reports.

PREREQUISITE EVENTS:

REC N-C2-7002	REC N-C2-7006	REC N-C2-7007
REC N-FSPT-7002		

CHAINED EVENTS:

REC N-GRND-4025	REC N-GRND-5023	REC N-GRND-6011
-----------------	-----------------	-----------------

REFERENCES:

1. FM 3-05.50 Army Special Operations Forces Ranger Operations
2. FMFM 6-4 Marine Rifle Company/Platoon

SUPPORT REQUIREMENTS:

RANGE/TRAINING AREA: Facility Code 17410 Maneuver/Training Area, Light Forces

RECON T&R MANUAL

CHAPTER 8

1000-LEVEL INDIVIDUAL EVENTS

	<u>PARAGRAPH</u>	<u>PAGE</u>
PURPOSE.	8000	8-2
EVENT CODING	8001	8-2
ADMINISTRATIVE NOTES	8002	8-2
INDEX OF INDIVIDUAL EVENTS	8003	8-2
1000-LEVEL EVENTS	8004	8-7

RECON T&R MANUAL

CHAPTER 8

1000-LEVEL INDIVIDUAL EVENTS

8000. PURPOSE. The purpose of 1000-level training is to provide the knowledge and skills required to perform as a basically trained, 0321 MOS/0307 NMOS qualified Marine/officer.

8001. EVENT CODING. As with collective events, Individual Events are depicted using an up to 12-digit alphanumeric system (i.e. RECN-GRND-4001) divided into three fields of 4 digits. This chapter utilizes the following methodology:

- a. Field One - Each event in this chapter begins with the community (RECN) in which the skill is intended to be performed.
- b. Field Two - This field abbreviates the functional area.
- c. Field Three - This field provides the level (i.e. 1000). The last three digits of this field is the numerical sequence.

8002. ADMINISTRATIVE NOTES

1. As applicable, events contain a paragraph that describes internal and external Support Requirements the unit and Marines will need to complete the event. Ranges/Training Areas are described in this section using plain language description. They are also described using the Range/Facility Codes that identify the type of range and/or training area needed to accomplish the Event. Marines can use the codes to find information about available ranges at their geographic location by using the web-based Range/Training Area Management System (see TECOM website). The intent of the Range/Training Area Code (RTAC) is to facilitate range utilization by identifying those events that can be accomplished at each range. Additionally, usage of the RTAC supports readiness reporting by identifying events that cannot be accomplished at certain locations due to a lack of suitable ranges.

2. Every effort is being made to make the T&R Manual system generic. To that end, the term "Service Rifle/Carbine" refers to the current version of Service Rifle fielded in the operating forces and formal schools.

8003. INDEX OF INDIVIDUAL EVENTS

EVENT NUMBER	EVENT TITLE	PAGE
1000 LEVEL		
RECN-AMPH-1001	Execute assigned role as a boat team member	8-7
RECN-AMPH-1002	Prepare equipment for transit on a maritime platform	8-8
RECN-AMPH-1003	Operate a small craft	8-9

RECN-AMPH-1004	Develop a navigation plan	8-10
RECN-AMPH-1005	Maintain a course using the nautical compass	8-11
RECN-AMPH-1006	Navigate by dead reckoning	8-12
RECN-AMPH-1007	Navigate using coastal piloting	8-13
RECN-AMPH-1008	Navigate using nautical charts and associated equipment	8-13
RECN-AMPH-1009	Execute a landing/withdrawal	8-14
RECN-AMPH-1010	Execute a surface swim	8-16
RECN-AMPH-1011	Conduct an underwater search	8-17
RECN-AMPH-1012	Perform individual actions in a beach survey	8-18
RECN-AMPH-1013	Perform individual actions in a hydrographic survey	8-19
RECN-AMPH-1014	Set Up a Beach Landing Site	8-20
RECN-COLL-1001	Produce an Aircraft Landing Zone Report (ALZREP)	8-20
RECN-COLL-1002	Produce a Beach Survey Report (BEACHREP)	8-22
RECN-COLL-1003	Produce a Bridge Report (BRIDGEREP)	8-23
RECN-COLL-1004	Produce a Confirmatory Beach Report (CONBEREP)	8-23
RECN-COLL-1005	Produce a River/Estuary Report (DELTAREP)	8-25
RECN-COLL-1006	Produce a Detailed Building Report (DBREP)	8-26
RECN-COLL-1007	Produce a Drop Zone Report (DZREP)	8-26
RECN-COLL-1008	Produce a Flash/Action Report (FLASHREP)	8-28
RECN-COLL-1009	Produce a River Ford Report (FORDREP)	8-29
RECN-COLL-1010	Produce a Helicopter Landing Site Report (HELLSREP)	8-30
RECN-COLL-1011	Produce a Hotel/Uniform/Tango Report (HUTREP)	8-31
RECN-COLL-1012	Produce a Meaoning, Intrusion, Jamming, and Interference Report (MEJIREP)	8-32
RECN-COLL-1013	Produce a Nuclear, Biological, and Chemical Report (NBCREP)	8-33
RECN-COLL-1014	Produce a Photo Log Report (PHOTOLOG)	8-34
RECN-COLL-1015	Produce a Railroad Reconnaissance Report (RAILREP)	8-35
RECN-COLL-1016	Produce a Route and Road Report (ROUTEREP)	8-36
RECN-COLL-1017	Produce a SALUTE Report (SALUTEREP)	8-37
RECN-COLL-1018	Produce a Standard Shelling, Mortar, or Bombing Report (SHELLREP) (MORTREP) (BOMREP)	8-38
RECN-COLL-1019	Produce a Situation Report (SITREP)	8-39
RECN-COLL-1020	Produce a Enemy Sighting Report (SPOTREP)	8-40
RECN-COLL-1021	Produce a Surf Observation Report (SURFREP)	8-40
RECN-COLL-1022	Produce a Tunnel Report (TUNNELREP)	8-41
RECN-COLL-1023	Produce a Weather Report (WXREP)	8-42
RECN-COMM-1001	Employ encryption/decryption/authentication sheets	8-43
RECN-COMM-1002	Operate hand held radios	8-44
RECN-COMM-1003	Operate an HF radio set	8-45
RECN-COMM-1004	Operate a VHF field radio	8-46
RECN-COMM-1005	Operate a UHF field radio	8-46
RECN-COMM-1006	Operate a field computer	8-47
RECN-COMM-1007	Handle Electronic Key Management System (EKMS) material	8-48
RECN-COMM-1008	Operate communications security equipment sets	8-48
RECN-COMM-1009	Employ a field expedient antenna	8-49
RECN-COMM-1010	Operate Satellite Communication (SATCOM) devices	8-49
RECN-COMM-1011	Transmit a message	8-50
RECN-COMM-1012	Waterproof communication equipment	8-51
RECN-COMM-1013	Maintain a communication log	8-51

RECN-COMM-1014	Operate a Friendly Force Tracking Device	8-52
RECN-COND-1001	Conduct a male Physical Fitness Test (PFT)	8-52
RECN-COND-1002	Conduct a male Combat Fitness Test (PFT)	8-53
RECN-COND-1003	Execute the Reconnaissance Physical Assessment Test	8-54
RECN-COND-1004	Execute the Reconnaissance Aquatic Competency Test	8-55
RECN-DEMO-1001	Employ pyrotechnics	8-56
RECN-DEMO-1002	Engage a target with an M67 fragmentation grenade	8-57
RECN-DEMO-1003	Emplace an M18A1 Claymore Mine	8-58
RECN-DEMO-1004	Construct an electric initiation set	8-59
RECN-DEMO-1005	Construct a non-electric initiation set	8-60
RECN-DEMO-1006	Clear an electrical initiation set misfire	8-61
RECN-DEMO-1007	Clear a non-electric initiation set misfire	8-62
RECN-DEMO-1008	Construct a single detonation cord firing-system	8-63
RECN-GRND-1001	Execute duties within a reconnaissance patrol	8-64
RECN-GRND-1002	Perform individual movement techniques while patrolling	8-64
RECN-GRND-1003	Perform individual actions in a recon patrol	8-65
RECN-GRND-1004	Perform immediate actions as a member of a recon patrol upon contact with the enemy	8-66
RECN-GRND-1005	Maintain a tactical vehicle as a member of a recon patrol	8-67
RECN-GRND-1006	Perform individual actions from a vehicle as a member of a recon patrol	8-68
RECN-GRND-1007	Determine the error in a Lensatic Compass	8-69
RECN-GRND-1008	Navigate with a compass	8-69
RECN-GRND-1009	Navigate with a map and compass	8-70
RECN-GRND-1010	Navigate utilizing a Global Positioning System (GPS)	8-71
RECN-GRND-1011	Perform Digital Navigation Techniques	8-72
RECN-GRND-1012	Establish a Patrol Base	8-73
RECN-GRND-1013	Establish an Observation Post (OP)	8-74
RECN-GRND-1014	Analyze tracks	8-75
RECN-GRND-1015	Exploit a track	8-75
RECN-GRND-1016	Employ anti-tracking techniques	8-76
RECN-GRND-1017	Counter a unit employing anti-tracking techniques	8-76
RECN-GRND-1018	Participate as a member of a tracking team	8-77
RECN-GRND-1019	Prepare a fighting position within a building	8-78
RECN-GRND-1020	Establish a Helicopter Landing Site	8-79
RECN-GRND-1021	React to an Improvised Explosive Device (IED)	8-79
RECN-GRND-1022	Maintain a patrol log	8-80
RECN-INTL-1001	Safeguard Classified Material	8-81
RECN-INTL-1002	Perform Intelligence Writing	8-82
RECN-INTL-1003	Produce a Request for Information (RFI)	8-82
RECN-INTL-1004	Produce an Intelligence Product	8-83
RECN-INTL-1005	Identify threat systems	8-84
RECN-INTL-1006	Participate in a scheduled Debrief	8-84
RECN-MED-1001	Perform Casualty Assessment Survey	8-85
RECN-MED-1002	Perform Casualty drag/carry	8-86
RECN-MED-1003	Apply Tourniquet	8-86
RECN-MED-1004	Control Hemorrhage	8-87
RECN-MED-1005	Manage Airway Injuries	8-88
RECN-MED-1006	Manage Penetrating Torso Injuries	8-88
RECN-MED-1007	Manage Penetrating Eye Injuries	8-89

RECN-MED-1008	Manage a musculoskeletal injury	8-89
RECN-MED-1009	Manage Shock	8-90
RECN-MED-1010	Manage Burns	8-91
RECN-MED-1011	Manage Hypothermia	8-91
RECN-MED-1012	Manage Hyperthermia	8-92
RECN-MED-1013	Administer intramuscular medications	8-92
RECN-MED-1014	Perform intravascular (IV) access	8-93
RECN-MED-1015	Perform a Tactical Evacuation	8-94
RECN-PHOT-1001	Capture a daylight image	8-94
RECN-PHOT-1002	Capture an unaided night image	8-95
RECN-PHOT-1003	Capture an aided night image	8-96
RECN-PHOT-1004	Edit Photographic Image Products	8-97
RECN-PHOT-1005	Perform Digital Video Collection Techniques	8-97
RECN-PHOT-1006	Perform Digital Video Processing	8-98
RECN-PLAN-1001	Operate in an Isolation Facility	8-99
RECN-PLAN-1002	Conduct Individual Preparations for Combat	8-99
RECN-PLAN-1003	Develop a route plan	8-100
RECN-PLAN-1004	Prepare a Route Overlay	8-101
RECN-PLAN-1005	Develop a communications plan	8-101
RECN-PLAN-1006	Develop a sustainment plan	8-102
RECN-PLAN-1007	Develop a warning order	8-103
RECN-PLAN-1008	Write a 5-Paragraph	8-104
RECN-PLAN-1009	Prepare a Terrain Model	8-105
RECN-RAID-1001	Participate in a Deliberate Specialized Raid/Emergency Assault	8-105
RECN-RAID-1002	Move to the Objective from the ORP	8-107
RECN-RAID-1003	Enter an Objective	8-108
RECN-RAID-1004	Clear an Enclosure	8-109
RECN-RAID-1005	Clear a Hallway	8-110
RECN-RAID-1006	Clear a Stairwell	8-111
RECN-RAID-1007	Conduct Sensitive Site Exploitation	8-112
RECN-RAID-1008	Perform Consolidation Procedures	8-112
RECN-RAID-1009	Depart an Objective	8-113
RECN-RAID-1010	Negotiate an Improvised Explosive Device (IED)	8-114
RECN-RAID-1011	Conduct Emergency Evacuation	8-115
RECN-RAID-1012	Participate in a Vehicle Assault	8-116
RECN-SERE-1001	Employ Evasion Techniques - CLASSIFIED	8-117
RECN-SERE-1002	Employ Urban Evasion Techniques	8-118
RECN-SERE-1003	Avoid Recognition and Detection	8-118
RECN-SERE-1004	Counter an Attack/Sentry Dog Attack	8-119
RECN-SERE-1005	Navigate to a Known Location	8-119
RECN-SERE-1006	Use Recovery Devices	8-120
RECN-SERE-1007	Execute Personnel Recovery - CLASSIFIED	8-121
RECN-SERE-1008	Obtain Potable Water	8-122
RECN-SERE-1009	Utilize a Survival Diet	8-122
RECN-SERE-1010	Make and Use Fire	8-123
RECN-SERE-1011	Improvise an Expedient Pack or Load-bearing System	8-124
RECN-SERE-1012	Maintain Personal Survival Items	8-124
RECN-SERE-1013	Manage Survival Medicine Utilizing Field Expedient Measures	8-125
RECN-SERE-1014	Provide Shelter	8-125
RECN-SERE-1015	Defeat Restraints - CLASSIFIED	8-126

RECN-SERE-1016	Gain and Maintain Situational Awareness	8-127
RECN-SERE-1017	Cope with the Psychological Effects of Captivity	8-127
RECN-SERE-1018	Defeat Holding Facilities - CLASSIFIED	8-128
RECN-SERE-1019	Determine Exploitation Techniques used by Captor - CLASSIFIED	8-129
RECN-SERE-1020	Resist Exploitation - CLASSIFIED	8-129
RECN-SERE-1021	Utilize Signaling Techniques - CLASSIFIED	8-130
RECN-SERE-1022	Communicate in Captivity - CLASSIFIED	8-131
RECN-SERE-1023	Organize in Captivity - CLASSIFIED	8-131
RECN-SERE-1024	Resolve Captivity - CLASSIFIED	8-132
RECN-SHAP-1001	Call for indirect fire using the grid method	8-132
RECN-SHAP-1002	Call for indirect fire using the polar method	8-134
RECN-SHAP-1003	Prepare a 9-Line brief for CAS	8-135
RECN-SHAP-1004	Prepare a 6-Line brief for CAS	8-136
RECN-SPIE-1001	Insert and Extract utilizing a helicopter	8-137
RECN-SPIE-1002	Prepare for HRST operations	8-138
RECN-SPIE-1003	Conduct fast rope operations	8-139
RECN-SPIE-1004	Extract via SPIE operation	8-139
RECN-SPIE-1005	Conduct rappelling operations	8-140
RECN-SPIE-1006	Execute a limp duck/helocast operation	8-141
RECN-SPIE-1007	Conduct a low level static line jump	8-142
RECN-SPIE-1008	Pack a military free-fall parachute	8-143
RECN-SPIE-1009	Conduct airborne operations in a hand deployed pilot chute configuration	8-143
RECN-SPIE-1010	Conduct airborne operations in a self-set drogue configuration	8-145
RECN-SPIE-1011	Conduct airborne operations in a static-line drogue configuration	8-146
RECN-SPIE-1012	Conduct airborne operations in a double bag static-line configuration	8-147
RECN-SPIE-1013	Conduct a High Altitude Low Opening (HALO) jump	8-149
RECN-SPIE-1014	Conduct a High Altitude High Opening (HAHO) jump	8-150
RECN-SPIE-1015	Conduct underwater navigation	8-151
RECN-SPIE-1016	Conduct a closed circuit dive	8-153
RECN-SPIE-1017	Conduct an open circuit dive	8-154
RECN-SPIE-1018	Operate an approved Diver Propulsion Device (DPD)	8-155
RECN-SURV-1001	Execute surveillance	8-156
RECN-SURV-1002	Prepare a range card	8-157
RECN-SURV-1003	Prepare a panoramic/military sketch	8-157
RECN-SURV-1004	Conduct un-aided observation	8-158
RECN-SURV-1005	Operate observation devices	8-159
RECN-SURV-1006	Conduct aided observation	8-160
RECN-SURV-1007	Employ technical surveillance equipment	8-161
RECN-SURV-1008	Conduct combat profiling	8-162
RECN-SURV-1009	Visually identify Improved Explosive Device (IED)	8-162
RECN-WPNS-1001	Perform advanced combat marksmanship skills with the CQBW (Table 4 Day)	8-163
RECN-WPNS-1002	Perform advanced combat marksmanship skills with the CQBW during night (Table 4 Night)	8-164
RECN-WPNS-1003	Engage Targets from a Barricaded Position	8-165
RECN-WPNS-1004	Engage targets while using lateral movement techniques with a CQBW	8-166

RECN-WPNS-1005	Zero Optical Sight for the CQBW	8-167
RECN-WPNS-1006	Engage Targets using Optical Sights with the CQBW	8-168
RECN-WPNS-1007	Engage Targets during Low Light and Darkness with the CQBW	8-170
RECN-WPNS-1008	Engage a Moving Target using Optical Sights with the CQBW	8-171
RECN-WPNS-1009	Maintain the CQBP	8-172
RECN-WPNS-1010	Place the CQBP into Action	8-173
RECN-WPNS-1011	Engage Targets with the CQBP	8-174
RECN-WPNS-1012	Engage Targets during Low Light and Darkness with the CQBP	8-176
RECN-WPNS-1013	Engage a Moving Target with the CQBP	8-178
RECN-WPNS-1014	Engage a target while transitioning from the CQBW to CQBP	8-179
RECN-WPNS-1015	Handle small arms threat weapons	8-180
RECN-WPNS-1016	Zero a grenade launcher with A Day/Night sight	8-180
RECN-WPNS-1017	Perform grenade launcher day qualification	8-181
RECN-WPNS-1018	Qualify with a grenade launcher at night	8-182
RECN-WPNS-1019	Perform ten meter firing with a light machinegun	8-183
RECN-WPNS-1020	Perform transition firing for a light machinegun	8-185
RECN-WPNS-1021	Operate Optics for Light Machineguns	8-186
RECN-WPNS-1022	Engage targets with the light machinegun using assault firing techniques	8-187
RECN-WPNS-1023	Perform transition firing with a light machinegun during limited visibility	8-189
RECN-WPNS-1024	Engage targets with a light anti-armor weapon	8-190
RECN-WPNS-1025	Perform misfire procedures for a light anti-armor weapon	8-191

8004. 1000-LEVEL EVENTS

RECN-AMPH-1001: Execute assigned role as a boat team member

EVALUATION-CODED: NO **SUSTAINMENT INTERVAL:** 24 months

MOS PERFORMING: 0307, 0321, 8403, 8427

BILLETS: Recon Man

GRADES: PVT, PFC, LCPL, CPL, SGT, 2NDLT, 1STLT, CAPT, NV-SN, NV-PO-3, NV-PO-2, NV-PO-1

INITIAL TRAINING SETTING: FORMAL

CONDITION: Given an order, mission essential equipment, while operating as part of a boat team.

STANDARD: By arriving at the assigned destination.

PERFORMANCE STEPS:

1. Prepare for combat.

2. Assist in launching the boat.
3. Perform assigned boat team duties in transit (NAV, Coxswain, and Time Keeper).
4. Conduct immediate action drills as required.
5. Report information, if required.
6. Assist in anchoring boat, if required.
7. Assist in cache of boat and equipment, if required.
8. Arrive at destination and continue follow on mission.
9. Assist in recovering the boat as required.

REFERENCES:

1. BOWDITCH American Practical Navigator
2. FM 3-05.212 Special Forces Waterborne Operations

SUPPORT REQUIREMENTS:

ORDNANCE:

<u>DODIC</u>	<u>Quantity</u>
L283 Signal, Smoke and Illumination Marin	1 signals per Marine

RANGE/TRAINING AREA: Facility Code 17411 Maneuver/Training Area, Amphibious Forces

MISCELLANEOUS:

ADMINISTRATIVE INSTRUCTIONS: 1. Safety swimmers must be present. 2. Ensure all safety precautions are adhered to when performing this task. 3. Swimmers must have day/night signaling device. 4. Swimmers conducting night swims will be marked with appropriate illumination. 5. This type of training is classified as high risk training, refer to OPNAVINST 1500.75. 6. For surf safety considerations, refer to COMNAVSURFPAC/COMNAVSURFLANT INSTRUCTION 3840.1B.

REC-AMPH-1002: Prepare equipment for transit on a maritime platform

EVALUATION-CODED: NO **SUSTAINMENT INTERVAL:** 12 months

MOS PERFORMING: 0307, 0321, 8403, 8427

BILLETS: Recon Man

GRADES: PVT, PFC, LCPL, CPL, SGT, 2NDLT, 1STLT, CAPT, NV-SN, NV-PO-3, NV-PO-2, NV-PO-1

INITIAL TRAINING SETTING: FORMAL

CONDITION: Given mission essential equipment and required waterproofing materials.

STANDARD: By ensuring equipment remains dry and mission capable.

PERFORMANCE STEPS:

1. Conduct inspection/operational checks of equipment.
2. Determine which level of water protection is required.
3. Pad/tape sharp edges.
4. Seal the equipment in a waterproof bag/container.
5. Lash equipment as required.

REFERENCES:

1. FM 3-05.212 Special Forces Waterborne Operations
2. SH 21-76 Ranger Handbook
3. TM 09665A-13&P/1-1 Operation and Maintenance of the Combat Rubber Reconnaissance Craft

SUPPORT REQUIREMENTS:

- OTHER SUPPORT REQUIREMENTS:** 1. Small Craft - SL3 Complete 2. Waterproofing Materials 3. Tactical Radio
-

RECN-AMPH-1003: Operate a small craft

EVALUATION-CODED: NO

SUSTAINMENT INTERVAL: 12 months

MOS PERFORMING: 0307, 0321, 8403, 8427

BILLETS: Recon Man

GRADES: PVT, PFC, LCPL, CPL, SGT, 2NDLT, 1STLT, CAPT, NV-SN, NV-PO-3, NV-PO-2, NV-PO-1

INITIAL TRAINING SETTING: FORMAL

CONDITION: Given a small craft, a boat team, and assigned as a coxswain.

STANDARD: From initial point to objective, transport all personnel and equipment within the operational constraints of the craft provided.

PERFORMANCE STEPS:

1. Prepare the craft for operations.
2. Organize boat team.
3. Maneuver boat within a confined space.
4. Maneuver boat in a open space.
5. Come along another vessel.
6. Tow a small craft as required.
7. Perform immediate actions for emergency situations.
8. Perform maintenance and troubleshooting procedures as required.
9. Conduct a surface launch and recovery (beach, pier, and surface vessel).
10. Employ visual augmentation when appropriate.

REFERENCES:

1. FM 3-05.212 Special Forces Waterborne Operations
2. FM 55-501 Marine Crewman's Handbook
3. TM 09665A-13&P/1-1 Operation and Maintenance of the Combat Rubber

Reconnaissance Craft
4. TM 09665B The 55 HP Engine

SUPPORT REQUIREMENTS:

ORDNANCE:

<u>DODIC</u>	<u>Quantity</u>
L283 Signal, Smoke and Illumination Marin	1 signals per Marine

MISCELLANEOUS:

ADMINISTRATIVE INSTRUCTIONS: 1. Safety swimmers must be present. 2. Ensure all safety precautions are adhered to when performing this task. 3. Swimmers must have day/night signaling device. 4. Swimmers conducting night swims will be marked with appropriate illumination. 5. This type of training is classified as high risk training, refer to OPNAVINST 1500.75. 6. For surf safety considerations, refer to COMNAVSURFPAC/COMNAVSURFLANT INSTRUCTION 3840.1B.

REC-AMPH-1004: Develop a navigation plan

EVALUATION-CODED: NO **SUSTAINMENT INTERVAL:** 12 months

MOS PERFORMING: 0307, 0321, 8403, 8427

BILLETS: Recon Man

GRADES: PVT, PFC, LCPL, CPL, SGT, 2NDLT, 1STLT, CAPT, NV-SN, NV-PO-3, NV-PO-2, NV-PO-1

INITIAL TRAINING SETTING: FORMAL

CONDITION: Given a mission, a boat team, all required equipment, and assigned as a navigator.

STANDARD: To successfully guide the craft from an initial point to the given objective from a distance of 12 nautical miles.

PERFORMANCE STEPS:

1. Receive warning order.
2. Conduct planning.
3. Determine insertion platform.
4. Determine appropriate chart.
5. Determine insertion point, launch point, and beach landing site.
6. Determine aids to navigation.
7. Determine hazards to navigation.
8. Plot coordinates (insertion point, launch point, beach landing site, aids, hazards, etc).
9. Estimate set and drifts.
10. Estimate height of tide.
11. Construct plotting board.
12. Plan route.

REFERENCES:

1. BOWDITCH American Practical Navigator
2. FM 3-05.212 Special Forces Waterborne Operations
3. MCWP 2-25 Ground Reconnaissance Operations

RECNAV-AMPH-1005: Maintain a course using the nautical compass

EVALUATION-CODED: NO SUSTAINMENT INTERVAL: 12 months

MOS PERFORMING: 0307, 0321, 8403, 8427

BILLETS: Recon Man

GRADES: PVT, PFC, LCPL, CPL, SGT, 2NDLT, 1STLT, CAPT, NV-SN, NV-PO-3, NV-PO-2, NV-PO-1

INITIAL TRAINING SETTING: FORMAL

CONDITION: Given a small craft with a mounted nautical compass, a deviation card, engine, a start point, an objective, and a specified distance no less than 3 nautical miles.

STANDARD: By piloting the craft to the given objective within two degrees of error.

PERFORMANCE STEPS:

1. Mount the nautical compass.
2. Determine deviation.
3. Determine variation.
4. Drive on heading to a known point.

REFERENCES:

1. BOWDITCH American Practical Navigator
2. FM 3-05.212 Special Forces Waterborne Operations
3. FM 55-501 Marine Crewman's Handbook

SUPPORT REQUIREMENTS:

ORDNANCE:

<u>DODIC</u>	<u>Quantity</u>
L283 Signal, Smoke and Illumination Marin	1 signals per Marine

RANGE/TRAINING AREA: Facility Code 17411 Maneuver/Training Area, Amphibious Forces

OTHER SUPPORT REQUIREMENTS: Sufficient open water to maneuver

MISCELLANEOUS:

ADMINISTRATIVE INSTRUCTIONS: 1. Safety swimmers must be present. 2. Ensure all safety precautions are adhered to when performing this task. 3. Swimmers must have day/night signaling device. 4. Swimmers conducting

night swims will be marked with appropriate illumination. 5. This type of training is classified as high risk training, refer to OPNAVINST 1500.75. 6. For surf safety considerations, refer to COMNAVSURFPAC/COMNAVSURFLANT INSTRUCTION 3840.1B.

RECNAV-AMPH-1006: Navigate by dead reckoning

EVALUATION-CODED: NO

SUSTAINMENT INTERVAL: 12 months

MOS PERFORMING: 0307, 0321, 8403, 8427

BILLETS: Recon Man

GRADES: PVT, PFC, LCPL, CPL, SGT, 2NDLT, 1STLT, CAPT, NV-SN, NV-PO-3, NV-PO-2, NV-PO-1

INITIAL TRAINING SETTING: FORMAL

CONDITION: Given a nautical compass or GPS, small boat, required nautical charts, plotting board, and an objective within 3 nautical miles.

STANDARD: By arriving within 1/10th of a nautical mile of the objective.

PERFORMANCE STEPS:

1. Determine starting point.
2. Determine heading to objective.
3. Determine time of Passage.
4. Determine speed.
5. Maintain heading for prescribed time.

REFERENCES:

1. BOWDITCH American Practical Navigator
2. FM 3-05.212 Special Forces Waterborne Operations

SUPPORT REQUIREMENTS:

ORDNANCE:

<u>DODIC</u>	<u>Quantity</u>
L283 Signal, Smoke and Illumination Marin	1 signals per Marine

RANGE/TRAINING AREA: Facility Code 17411 Maneuver/Training Area, Amphibious Forces

OTHER SUPPORT REQUIREMENTS: Sufficient open water to maneuver.

MISCELLANEOUS:

ADMINISTRATIVE INSTRUCTIONS: 1. Safety swimmers must be present. 2. Ensure all safety precautions are adhered to when performing this task. 3. Swimmers must have day/night signaling device. 4. Swimmers conducting night swims will be marked with appropriate illumination. 5. This type of training is classified as high risk training, refer to OPNAVINST 1500.75.

6. For surf safety considerations, refer to COMNAVSURFPAC/COMNAVSURFLANT INSTRUCTION 3840.1B.

REC-AMPH-1007: Navigate using coastal piloting

EVALUATION-CODED: NO SUSTAINMENT INTERVAL: 12 months

MOS PERFORMING: 0307, 0321, 8403, 8427

BILLETS: Recon Man

GRADES: PVT, PFC, LCPL, CPL, SGT, 2NDLT, 1STLT, CAPT, NV-SN, NV-PO-3, NV-PO-2, NV-PO-1

INITIAL TRAINING SETTING: FORMAL

CONDITION: Given a nautical compass, small boat, plotting board, starting point and an objective.

STANDARD: By arriving within 1/10th of a nautical mile of the objective.

PERFORMANCE STEPS:

1. Mount a nautical chart on a plotting board.
2. Determine position (fix).
3. Identify aids to navigation.
4. Identify hazards to navigation.

REFERENCES:

1. BOWDITCH American Practical Navigator
2. FM 3-05.212 Special Forces Waterborne Operations

SUPPORT REQUIREMENTS:

ORDNANCE:

<u>DODIC</u>	<u>Quantity</u>
L283 Signal, Smoke and Illumination Marin	1 signals per Marine

RANGE/TRAINING AREA: Facility Code 17411 Maneuver/Training Area, Amphibious Forces

MISCELLANEOUS:

ADMINISTRATIVE INSTRUCTIONS: 1. Safety swimmers must be present. 2. Ensure all safety precautions are adhered to when performing this task. 3. Swimmers must have day/night signaling device. 4. Swimmers conducting night swims will be marked with appropriate illumination. 5. This type of training is classified as high risk training, refer to OPNAVINST 1500.75. 6. For surf safety considerations, refer to COMNAVSURFPAC/COMNAVSURFLANT INSTRUCTION 3840.1B.

REC-AMPH-1008: Navigate using nautical charts and associated equipment

EVALUATION-CODED: NO SUSTAINMENT INTERVAL: 12 months

MOS PERFORMING: 0307, 0321, 8403, 8427

BILLETS: Recon Man

GRADES: PVT, PFC, LCPL, CPL, SGT, 2NDLT, 1STLT, CAPT, NV-SN, NV-PO-3, NV-PO-2, NV-PO-1

INITIAL TRAINING SETTING: FORMAL

CONDITION: Given a nautical chart, SL-3 complete craft, an assigned objective over 12 nautical miles, dividers, mechanical compass or GPS, plotting board, and a parallel ruler.

STANDARD: By arriving within 1/10th of a nautical mile of the objective.

PERFORMANCE STEPS:

1. Ensure the correct nautical chart is available.
2. Determine magnetic variation
3. Determine distance between two points.
4. Identify scale of the chart.
5. Locate information block and interpret its contents.
6. Determine water depths.
7. Identify water, land, and manmade features that assist in navigation.
8. Employ the plotting board for long range navigation.

REFERENCES:

1. BOWDITCH American Practical Navigator
2. FM 3-05.212 Special Forces Waterborne Operations

SUPPORT REQUIREMENTS:

ORDNANCE:

<u>DODIC</u>	<u>Quantity</u>
L283 Signal, Smoke and Illumination Marin	1 signals per Marine

RANGE/TRAINING AREA: Facility Code 17411 Maneuver/Training Area, Amphibious Forces

OTHER SUPPORT REQUIREMENTS: Sufficient open water to maneuver

MISCELLANEOUS:

ADMINISTRATIVE INSTRUCTIONS: 1. Safety swimmers must be present. 2. Ensure all safety precautions are adhered to when performing this task. 3. Swimmers must have day/night signaling device. 4. Swimmers conducting night swims will be marked with appropriate illumination. 5. This type of training is classified as high risk training, refer to OPNAVINST 1500.75. 6. For surf safety considerations, refer to COMNAVSURFPAC/COMNAVSURFLANT INSTRUCTION 3840.1B.

RECNAV-AMPH-1009: Execute a landing/withdrawal

EVALUATION-CODED: NO

SUSTAINMENT INTERVAL: 12 months

MOS PERFORMING: 0307, 0321, 8403, 8427

BILLETS: Recon Man

GRADES: PVT, PFC, LCPL, CPL, SGT, 2NDLT, 1STLT, CAPT, NV-SN, NV-PO-3, NV-PO-2, NV-PO-1

INITIAL TRAINING SETTING: FORMAL

CONDITION: Given a small craft, boat team, during darkness, and with or without propulsion system, while acting as a coxswain.

STANDARD: By transporting all personnel and equipment through the surf-zone.

PERFORMANCE STEPS:

1. Prepare the craft.
2. Organize boat team.
3. Move craft towards objective.
4. Ensure the engine tilt lever is unlocked, as required.
5. Observe surf for low set.
6. Position craft behind breaking wave.
7. Follow wave into shore.
8. Kill engine and lift, as required.
9. To withdrawal, launch craft into water.
10. Boat team stabilizes boat while the coxswain enters.
11. Lower and lock engine, as required.
12. Start engine, as required.
13. Maneuver through surf zone.

REFERENCES:

1. FM 3-05.212 Special Forces Waterborne Operations

SUPPORT REQUIREMENTS:

ORDNANCE:

<u>DODIC</u>	<u>Quantity</u>
L283 Signal, Smoke and Illumination Marin	1 signals per Marine

RANGE/TRAINING AREA: Facility Code 17411 Maneuver/Training Area, Amphibious Forces

OTHER SUPPORT REQUIREMENTS: Sufficient open water to maneuver

MISCELLANEOUS:

ADMINISTRATIVE INSTRUCTIONS: 1. Safety swimmers must be present. 2. Ensure all safety precautions are adhered to when performing this task. 3. Swimmers must have day/night signaling device. 4. Swimmers conducting night swims will be marked with appropriate illumination. 5. This type of training is classified as high risk training, refer to OPNAVINST 1500.75.

6. For surf safety considerations, refer to COMNAVSURFPAC/COMNAVSURFLANT INSTRUCTION 3840.1B.

REC-AMPH-1010: Execute a surface swim

EVALUATION-CODED: NO SUSTAINMENT INTERVAL: 12 months

MOS PERFORMING: 0307, 0321, 8403, 8427

BILLETS: Recon Man

GRADES: PVT, PFC, LCPL, CPL, SGT, 2NDLT, 1STLT, CAPT, NV-SN, NV-PO-3, NV-PO-2, NV-PO-1

INITIAL TRAINING SETTING: FORMAL

CONDITION: Given prescribed weapon, wearing a fighting load, pack, waterproofing materials, fins, mask, floatation device, thermal protection if appropriate, and operating as a buddy team in an aquatic environment.

STANDARD: By swimming to the objective at a minimum distance of 5000 yards.

PERFORMANCE STEPS:

1. Waterproof equipment
2. Don equipment.
3. Maneuver with a waterproofed pack using surface fin swimming techniques.
4. Navigate with compass or reference points.
5. Exit water maintaining security and without compromise.
6. Maintain swimmer equipment.

REFERENCES:

1. FM 3-05.212 Special Forces Waterborne Operations
2. MCRP 3-02C Marine Combat Water Survival

SUPPORT REQUIREMENTS:

ORDNANCE:

<u>DODIC</u>	<u>Quantity</u>
L283 Signal, Smoke and Illumination Marin	1 signals per Marine

RANGE/TRAINING AREA: Facility Code 17411 Maneuver/Training Area, Amphibious Forces

MISCELLANEOUS:

ADMINISTRATIVE INSTRUCTIONS: 1. Safety swimmers must be present. 2. Ensure all safety precautions are adhered to when performing this task. 3. Swimmers must have day/night signaling device. 4. Swimmers conducting night swims will be marked with appropriate illumination. 5. This event will be conducted during formal training utilizing a time limit of 180 minutes and 50lbs of mission equipment. 6. This event will be conducted during unit training utilizing a time limit of 210 minutes utilizing combat

equipment and a time limit informed by a commanders ORM. This type of training is classified as high risk training, refer to OPNAVINST 1500.75. 7. For surf safety considerations, refer to COMNAVSURFPAC/COMNAVSURFLANT INSTRUCTION 3840.1B.

RECNAV-AMPH-1011: Conduct an underwater search

EVALUATION-CODED: NO SUSTAINMENT INTERVAL: 12 months

MOS PERFORMING: 0307, 0321, 8403, 8427

BILLETS: Recon Man

GRADES: PVT, PFC, LCPL, CPL, SGT, 2NDLT, 1STLT, CAPT, NV-SN, NV-PO-3, NV-PO-2, NV-PO-1

INITIAL TRAINING SETTING: FORMAL

CONDITION: Given a mission that contains a dive profile, diving equipment, and mission essential equipment.

STANDARD: To satisfy higher commands information requirement(s)

PERFORMANCE STEPS:

1. Prepare equipment.
2. Receive the dive brief.
3. Don equipment.
4. Receive dive supervisor inspections.
5. Insert at dive point.
6. Conduct required search (hull, jack stay, circle line, pier).
7. Communicate while underwater.
8. Surface.
9. Report findings to diving supervisor.
10. Maintain dive equipment.

REFERENCES:

1. FM 3-05.212 Special Forces Waterborne Operations
2. MCO 3150.4 Diving Policy and Administration
3. MCRP 3-35.9A Multi-Service Tactics, Techniques, and Procedures for military diving operations
4. SS521-AG-PRO-010 United States Navy Dive Manual

SUPPORT REQUIREMENTS:

ORDNANCE:

<u>DODIC</u>	<u>Quantity</u>
L283 Signal, Smoke and Illumination Marin	1 signals per Marine

RANGE/TRAINING AREA: Facility Code 17411 Maneuver/Training Area, Amphibious Forces

MISCELLANEOUS:

ADMINISTRATIVE INSTRUCTIONS: 1. Safety divers must be present. 2. Ensure all safety precautions are adhered to when performing this task. 3. Divers must have day/night signaling device. 4. Divers conducting night dives will be marked with appropriate illumination. 5. This type of training is classified as high risk training, refer to OPNAVINST 1500.75. 6. For surf safety considerations, refer to COMNAVSURFPAC/COMNAVSURFLANT INSTRUCTION 3840.1B.

RECN-AMPH-1012: Perform individual actions in a beach survey

EVALUATION-CODED: NO **SUSTAINMENT INTERVAL:** 12 months

MOS PERFORMING: 0307, 0321, 8403, 8427

BILLETS: Recon Man

GRADES: PVT, PFC, LCPL, CPL, SGT, 2NDLT, 1STLT, CAPT, NV-SN, NV-PO-3, NV-PO-2, NV-PO-1

INITIAL TRAINING SETTING: FORMAL

CONDITION: Given a tactical radio, a beach survey report format [BEACHREP], required equipment, wearing a fighting load, and operating as part of a team.

STANDARD: By collecting required information identified in a beach survey format.

PERFORMANCE STEPS:

1. Move to objective.
2. Survey the beach and determine its characteristics.
3. Draw a sketch of a beach, take a photo, and/or film a video.
4. Determine a beach gradient.
5. Obtain soil samples of a beach.
6. Assist in the completion of a beach survey report.
7. Report information to the team leader.
8. Transmit report via radio, if directed.
9. Continue mission, as required.

REFERENCES:

1. MCRP 2-25A Reconnaissance Reports Guide
2. MCWP 3-11.3 Scouting and Patrolling

SUPPORT REQUIREMENTS:

ORDNANCE:

<u>DODIC</u>	<u>Quantity</u>
L283 Signal, Smoke and Illumination Marin	1 signals per Marine

RANGE/TRAINING AREA: Facility Code 17411 Maneuver/Training Area, Amphibious Forces

MISCELLANEOUS:

ADMINISTRATIVE INSTRUCTIONS: 1. Safety swimmers must be present. 2. Ensure all safety precautions are adhered to when performing this task. 3. Swimmers must have day/night signaling device. 4. Swimmers conducting night swims will be marked with appropriate illumination. 5. This type of training is classified as high risk training, refer to OPNAVINST 1500.75. 6. For surf safety considerations, refer to COMNAVSURFPAC/COMNAVSURFLANT INSTRUCTION 3840.1B.

RECN-AMPH-1013: Perform individual actions in a hydrographic survey

EVALUATION-CODED: NO

SUSTAINMENT INTERVAL: 12 months

MOS PERFORMING: 0307, 0321, 8403, 8427

BILLETS: Recon Man

GRADES: PVT, PFC, LCPL, CPL, SGT, 2NDLT, 1STLT, CAPT, NV-SN, NV-PO-3, NV-PO-2, NV-PO-1

INITIAL TRAINING SETTING: FORMAL

CONDITION: Given an order, prescribed weapon, 1:50,000 military map, nautical chart, GPS, compass, radio, required reports, a hydrographic survey kit, operating as part of a team, and wearing a fighting load.

STANDARD: By gathering information sufficient for construction of a hydrographic chart.

PERFORMANCE STEPS:

1. Move to objective area.
2. Operate as a member of the scout swimmer team or dive team.
3. Operate as a member of the beach/headquarters team, if required.
4. Operate as the recorder, signalman, and as a member of the sketch team.
5. Determine information on the hydrographic conditions.
6. Determine information on obstacles.
7. Exfiltrate.

REFERENCES:

1. FM 3-05.212 Special Forces Waterborne Operations
2. MCO 3150.4 Diving Policy and Administration
3. MCRP 3-35.9A Multi-Service Tactics, Techniques, and Procedures for military diving operations
4. SS521-AG-PRO-010 United States Navy Dive Manual

SUPPORT REQUIREMENTS:

ORDNANCE:

<u>DODIC</u>	<u>Quantity</u>
L283 Signal, Smoke and Illumination Marin	1 signals per Marine

RANGE/TRAINING AREA: Facility Code 17411 Maneuver/Training Area, Amphibious Forces

MISCELLANEOUS:

ADMINISTRATIVE INSTRUCTIONS: 1. Safety swimmers must be present. 2. Ensure all safety precautions are adhered to when performing this task. 3. Swimmers must have day/night signaling device. 4. Swimmers conducting night swims will be marked with appropriate illumination. 5. Technology is under development to provide an electronic collections platform. This type of training is classified as high risk training, refer to OPNAVINST 1500.75. 6. For surf safety considerations, refer to COMNAVSURFPAC/COMNAVSURFLANT INSTRUCTION 3840.1B.

REC-AMPH-1014: Set Up a Beach Landing Site

EVALUATION-CODED: NO **SUSTAINMENT INTERVAL:** 12 months

MOS PERFORMING: 0307, 0321, 8403, 8427

BILLETS: Recon Man

GRADES: PVT, PFC, LCPL, CPL, SGT, 2NDLT, 1STLT, CAPT, NV-SN, NV-PO-3, NV-PO-2, NV-PO-1

INITIAL TRAINING SETTING: FORMAL

CONDITION: Given a mission, individual weapon, required equipment, an area to be prepared for the landing site, while acting as a member of a reconnaissance patrol, and wearing a fighting load.

STANDARD: By establishing communications, and providing initial terminal guidance (ITG) to assault support craft prior to the arrival of the supported unit.

PERFORMANCE STEPS:

1. Select landing site.
2. Establish security for the landing site.
3. Establish communications as required.
4. Mark or remove all obstacles or debris on the landing site, as required.
5. Mark the landing site.
6. Establish communications with the craft.
7. Transmit current landing site conditions.
8. Locate the craft.
9. Guide the craft into the landing site.

REFERENCES:

1. JP 3-02 Amphibious Operations
2. MCRP 2-25A Reconnaissance Reports Guide
3. MCWP 3-13 Employment of Amphibious Assault Vehicles

SUPPORT REQUIREMENTS:

RANGE/TRAINING AREA:

Facility Code 17410 Maneuver/Training Area, Light Forces

Facility Code 17925 Airfield Site Selection Training Area

RECN-COLL-1001: Produce an Aircraft Landing Zone Report (ALZREP)

EVALUATION-CODED: NO SUSTAINMENT INTERVAL: 12 months

MOS PERFORMING: 0307, 0321, 8403, 8427

GRADES: PVT, PFC, LCPL, CPL, SGT, 2NDLT, 1STLT, CAPT, NV-SN, NV-PO-3, NV-PO-2, NV-PO-1

INITIAL TRAINING SETTING: FORMAL

CONDITION: Given classification guidelines, current intelligence situation, CCIRs, ALZ Report format, and ALZ reportable information.

STANDARD: Using non-technical means and based on the urgency of the information as dictated by the operational environment.

PERFORMANCE STEPS:

1. Determine units of measure to be used.
2. Record the Date Time Group (DTG).
3. Record location of ALZ using a six digit grid.
4. Determine/Record orientation of ALZ.
5. Describe the ALZ.
6. Determine/Record the surface of the ALZ.
7. Describe the drainage characteristics of the ALZ.
8. Record characteristics of all obstacles on or near the ALZ.
9. Describe specific obstacles which obstruct approach or take off of aircraft.
10. Determine/Record a six digit grid for the dispersal of aircraft.
11. Record six digit grids for exits from the ALZ.
12. Record known enemy positions.
13. Produce appropriate reports for enemy sightings.
14. Describe local resources available for improvement of ALZ.
15. Record remarks.
16. Read report.
17. Identify key information.
18. Develop an assessment.
19. Annotate classification.
20. Ensure grammar is correct.
21. Ensure content is correct.
22. Submit for review.
23. Produce final document.

REFERENCES:

1. AFI 13-217 Drop Zone and Landing Zone Operations
2. DIA Intelligence Writing Guide
3. FM 3-21.38 Pathfinder Operations
4. FM 5-430-00-2 Planning and Design of Roads, Airfields, and Heliports; VOL II
5. ICD 203 Intelligence Community Directive 203

6. ICD 206 Intelligence Community Directive 206
 7. MCRP 2-25A Reconnaissance Reports Guide
 8. MCWP 2-25 Ground Reconnaissance Operations
 9. MCWP 2-6 Counterintelligence
-

REC-N-COLL-1002: Produce a Beach Survey Report (BEACHREP)

EVALUATION-CODED: NO

SUSTAINMENT INTERVAL: 12 months

MOS PERFORMING: 0307, 0321, 8403, 8427

BILLETS: Recon Man

GRADES: PVT, PFC, LCPL, CPL, SGT, 2NDLT, 1STLT, CAPT, NV-SN, NV-PO-3, NV-PO-2, NV-PO-1

INITIAL TRAINING SETTING: FORMAL

CONDITION: Given classification guidelines, current intelligence situation, CCIRs, Beach Survey Report format, and BEACHREP reportable information.

STANDARD: Using non-technical means and based on the urgency of the information as dictated by the operational environment.

PERFORMANCE STEPS:

1. Determine the units of measure to be used.
2. Record the location of the beach being surveyed using a six digit grid.
3. Determine/Record the shape of the beach.
4. Determine/Record the length of the beach.
5. Determine/Record the width of the beach.
6. Determine/Record the gradient of the beach.
7. Determine/Record six digit grids for all beach exits, as well as their descriptions.
8. Determine/Record trafficability of the beach.
9. Determine/Record littoral drift to the nearest 1/10th of a knot.
10. Record known enemy positions.
11. Produce appropriate reports for enemy sightings.
12. Record remarks.
13. Read report.
14. Identify key information.
15. Develop an assessment.
16. Annotate classification.
17. Ensure grammar is correct.
18. Ensure content is correct.
19. Submit for review.
20. Produce final document.

REFERENCES:

1. DIA Intelligence Writing Guide
2. ICD 203 Intelligence Community Directive 203
3. ICD 206 Intelligence Community Directive 206
4. MCRP 2-25A Reconnaissance Reports Guide

5. MCWP 2-25 Ground Reconnaissance Operations
6. MCWP 2-6 Counterintelligence
7. MCWP 3-13 Employment of Amphibious Assault Vehicles

RECNCOLL-1003: Produce a Bridge Report (BRIDGEREP)

EVALUATION-CODED: NO **SUSTAINMENT INTERVAL:** 12 months

MOS PERFORMING: 0307, 0321, 8403, 8427

BILLETS: Recon Man

GRADES: PVT, PFC, LCPL, CPL, SGT, 2NDLT, 1STLT, CAPT, NV-SN, NV-PO-3, NV-PO-2, NV-PO-1

INITIAL TRAINING SETTING: FORMAL

CONDITION: Given classification guidelines, current intelligence situation, CCIRs, Bridge Report format, and BRIDGEREP reportable information.

STANDARD: Using non-technical means and based on the urgency of the information as dictated by the operational environment.

PERFORMANCE STEPS:

1. Determine the units of measure to be used.
2. Record the location of the beach being surveyed using a six digit grid.
3. Determine/Record the horizontal clearance between the inside edges of the bridge.
4. Determine/Record the under bridge clearance.
5. Determine/Record the number and description of the spans.
6. Determine/Record the length and condition of the spans.
7. Determine/Record the overall length of the bridge.
8. Determine/Record the roadway width.
9. Determine/Record the overhead clearance.
10. Determine/Record the location of potential bridge bypasses.
11. Record remarks.
12. Read report.
13. Identify key information.
14. Develop an assessment.
15. Annotate classification.
16. Ensure grammar is correct.
17. Ensure content is correct.
18. Submit for review.
19. Produce final document.

REFERENCES:

1. DIA Intelligence Writing Guide
 2. FM 3-34.170 Engineer Reconnaissance
 3. ICD 203 Intelligence Community Directive 203
 4. ICD 206 Intelligence Community Directive 206
 5. MCRP 2-25A Reconnaissance Reports Guide
 6. MCWP 2-6 Counterintelligence
-

RECN-COLL-1004: Produce a Confirmatory Beach Report (CONBEREP)

EVALUATION-CODED: NO SUSTAINMENT INTERVAL: 12 months

MOS PERFORMING: 0307, 0321, 8403, 8427

BILLETS: Recon Man

GRADES: PVT, PFC, LCPL, CPL, SGT, 2NDLT, 1STLT, CAPT, NV-SN, NV-PO-3, NV-PO-2, NV-PO-1

INITIAL TRAINING SETTING: FORMAL

CONDITION: Given classification guidelines, current intelligence situation, CCIRs, Confirmatory Beach Report format, and CONBEREP reportable information.

STANDARD: Using non-technical means and based on the urgency of the information as dictated by the operational environment

PERFORMANCE STEPS:

1. Determine the units of measure to be used.
2. Determine/Record offshore obstructions to within a six digit grid, as well as their description.
3. Determine/Record littoral drift within 1/10th of a knot.
4. Record locations for DPs.
5. Record the sounding interval.
6. Record the designations of the sounding lines.
7. Record the description and location of all known underwater obstacles.
8. Determine/Record beach composition.
9. Determine/Record trafficability of the beach.
10. Determine/Record the description and six digit grid location for all beach exits.
11. Record position of the beach reconnaissance patrol using a six digit grid.
12. Record known enemy positions.
13. Produce appropriate reports for enemy sightings.
14. Record remarks.
15. Read report.
16. Identify key information.
17. Develop an assessment.
18. Annotate classification.
19. Ensure grammar is correct.
20. Ensure content is correct.
21. Submit for review.
22. Produce final document.

REFERENCES:

1. DIA Intelligence Writing Guide
2. ICD 203 Intelligence Community Directive 203
3. ICD 206 Intelligence Community Directive 206
4. MCRP 2-25A Reconnaissance Reports Guide
5. MCWP 2-25 Ground Reconnaissance Operations
6. MCWP 2-6 Counterintelligence
7. MCWP 3-13 Employment of Amphibious Assault Vehicles

RECN-COLL-1005: Produce a River/Estuary Report (DELTAREP)

EVALUATION-CODED: NO

SUSTAINMENT INTERVAL: 12 months

MOS PERFORMING: 0307, 0321, 8403, 8427

BILLETS: Recon Man

GRADES: PVT, PFC, LCPL, CPL, SGT, 2NDLT, 1STLT, CAPT, NV-SN, NV-PO-3, NV-PO-2, NV-PO-1

INITIAL TRAINING SETTING: FORMAL

CONDITION: Given classification guidelines, current intelligence situation, CCIRs, River/Estuary Report format, and DELTAREP reportable information.

STANDARD: Using non-technical means and based on the urgency of the information as dictated by the operational environment.

PERFORMANCE STEPS:

1. Determine the units of measure to be used.
2. Record location of the beginning and end of river/estuary using six digit grids.
3. Determine/Record description and six digit location of the main channel.
4. Record and describe any navigational aids.
5. Record the six digit location and description of any known hazards.
6. Report the six digit grid locations of navigational limits at reference depths.
7. Determine/Record six digit grid locations and descriptions of beach landing points and exits.
8. Determine/Record the current.
9. Determine/Record the texture of the river bed.
10. Record remarks.
11. Read report.
12. Identify key information.
13. Develop an assessment.
14. Annotate classification.
15. Ensure grammar is correct.
16. Ensure content is correct.
17. Submit for review.
18. Produce final document.

REFERENCES:

1. DIA Intelligence Writing Guide
 2. FM 3-34.170 Engineer Reconnaissance
 3. ICD 203 Intelligence Community Directive 203
 4. ICD 206 Intelligence Community Directive 206
 5. MCRP 2-25A Reconnaissance Reports Guide
 6. MCWP 2-25 Ground Reconnaissance Operations
 7. MCWP 2-6 Counterintelligence
 8. MCWP 3-13 Employment of Amphibious Assault Vehicles
-

REC-N-COLL-1006: Produce a Detailed Building Report (DBREP)

EVALUATION-CODED: NO SUSTAINMENT INTERVAL: 12 months

MOS PERFORMING: 0307, 0321, 8403, 8427

BILLETS: Recon Man

GRADES: PVT, PFC, LCPL, CPL, SGT

INITIAL TRAINING SETTING: FORMAL

CONDITION: Given classification guidelines, current intelligence situation, CCIRs, Detailed Building Report format, and DBREP reportable information.

STANDARD: Using non-technical means and based on the urgency of the information as dictated by the operational environment.

PERFORMANCE STEPS:

1. Determine/Record building designation number.
2. Determine/Record side of building being reported on.
3. Determine/Record roof type (shape and composition).
4. Determine/Record roof entrances and exits.
5. Determine/Record building openings (location, direction of opening, framing, locks, handles, and coverings).
6. Determine/Record building utilities (location and type).
7. Determine/Record barrier openings (location, type, composition, locks, and size).
8. Record remarks.
9. Read report.
10. Identify key information.
11. Develop an assessment.
12. Annotate classification.
13. Ensure grammar is correct.
14. Ensure content is correct.
15. Submit for review.
16. Produce final document.

REFERENCES:

1. DIA Intelligence Writing Guide
2. FM 3-34.170 Engineer Reconnaissance
3. ICD 203 Intelligence Community Directive 203
4. ICD 206 Intelligence Community Directive 206
5. MCRP 2-25A Reconnaissance Reports Guide
6. MCWP 2-25 Ground Reconnaissance Operations
7. MCWP 2-6 Counterintelligence

REC-N-COLL-1007: Produce a Drop Zone Report (DZREP)

EVALUATION-CODED: NO SUSTAINMENT INTERVAL: 12 months

MOS PERFORMING: 0307, 0321, 8403, 8427

BILLETS: Recon Man

GRADES: PVT, PFC, LCPL, CPL, SGT, 2NDLT, 1STLT, CAPT, NV-SN, NV-PO-3, NV-PO-2, NV-PO-1

INITIAL TRAINING SETTING: FORMAL

CONDITION: Given classification guidelines, current intelligence situation, CCIRs, Drop Zone Report format, and DZREP reportable information.

STANDARD: Using non-technical means and based on the urgency of the information as dictated by the operational environment.

PERFORMANCE STEPS:

1. Determine the units of measure to be used.
2. Record the Date Time Group that the reconnaissance was executed.
3. Determine/Record the six digit grid reference of the desired impact point.
4. Determine/Record the height of the point of impact.
5. Determine/Record the six digit grid reference of the extremities of the drop zone.
6. Determine/Record the length, width, and gradient of the drop zone.
7. Describe the surface and trafficability of the drop zone.
8. Determine/Record six digit locations and descriptions of obstructions.
9. Determine/Record the suitability and type of drop zone.
10. Determine/Record the six digit location of vehicle exit points from the drop zone.
11. Describe the drop zone markings and provide their six digit locations.
12. Provide a recommended direction of run-in and run-out tracks.
13. Provide a target approach point, as required.
14. Provide location and description of obstacles and hazards on the run-in and run-out track.
15. Provide frequencies to be used for ground-to-air communications.
16. Record known enemy positions.
17. Produce appropriate reports for enemy sightings.
18. Determine/Record weather data.
19. Record remarks.
20. Read report.
21. Identify key information.
22. Develop an assessment.
23. Annotate classification.
24. Ensure grammar is correct.
25. Ensure content is correct.
26. Submit for review.
27. Produce final document.

REFERENCES:

1. AFI 13-217 Drop Zone and Landing Zone Operations
2. DIA Intelligence Writing Guide
3. FM 3-21.38 Pathfinder Operations
4. FM 5-430-00-2 Planning and Design of Roads, Airfields, and Heliports;VOL II
5. ICD 203 Intelligence Community Directive 203
6. ICD 206 Intelligence Community Directive 206
7. MCRP 2-25A Reconnaissance Reports Guide

8. MCWP 2-25 Ground Reconnaissance Operations
 9. MCWP 2-6 Counterintelligence
 10. MCWP 3-15.7 Static-Line Parachuting Techniques and Training
-

RECNCOLL-1008: Produce a Flash/Action Report (FLASHREP)

EVALUATION-CODED: NO

SUSTAINMENT INTERVAL: 12 months

MOS PERFORMING: 0307, 0321, 8403, 8427

BILLETS: Recon Man

GRADES: PVT, PFC, LCPL, CPL, SGT, 2NDLT, 1STLT, CAPT, NV-SN, NV-PO-3, NV-PO-2, NV-PO-1

INITIAL TRAINING SETTING: FORMAL

CONDITION: Given classification guidelines, current intelligence situation, CCIRs, Flash/Action Report format, and FLASHREP reportable information.

STANDARD: Using non-technical means and based on the urgency of the information as dictated by the operational environment.

PERFORMANCE STEPS:

1. State the type of Flash/Action Report
2. Record Reporting Unit.
3. Record the date time group of the report and incident.
4. Record the names or other reports to reference.
5. Determine/Record the location of enemy and friendly units.
6. Describe the incident.
7. Describe the action taken by the reporting unit.
8. Record friendly casualties/missing.
9. Document enemy casualties/EPWs
10. Determine/Record the six digit location of vehicle exit points from the drop zone.
11. Document any suspects
12. Document any other indigenous detainees.
13. Document any weapons or equipment captured.
14. Document any friendly equipment missing, damaged, or destroyed.
15. Record remarks.
16. Read report.
17. Identify key information.
18. Develop an assessment.
19. Annotate classification.
20. Ensure grammar is correct.
21. Ensure content is correct.
22. Submit for review.
23. Produce final document.

REFERENCES:

1. DIA Intelligence Writing Guide
2. ICD 203 Intelligence Community Directive 203

3. ICD 206 Intelligence Community Directive 206
4. MCRP 2-25A Reconnaissance Reports Guide
5. MCWP 2-25 Ground Reconnaissance Operations
6. MCWP 2-6 Counterintelligence

RECN-COLL-1009: Produce a River Ford Report (FORDREP)

EVALUATION-CODED: NO **SUSTAINMENT INTERVAL:** 12 months

MOS PERFORMING: 0307, 0321, 8403, 8427

BILLETS: Recon Man

GRADES: PVT, PFC, LCPL, CPL, SGT, 2NDLT, 1STLT, CAPT, NV-SN, NV-PO-3, NV-PO-2, NV-PO-1

INITIAL TRAINING SETTING: FORMAL

CONDITION: Given classification guidelines, current intelligence situation, CCIRs, River Ford Report format and FORDREP reportable information.

STANDARD: Using non-technical means and based on the urgency of the information as dictated by the operational environment.

PERFORMANCE STEPS:

1. Determine the units of measure to be used.
2. Record the Date Time Group that the reconnaissance was executed.
3. Determine/Record the six digit grid reference of the desired fording site.
4. Determine/Record the capability level of the fording point.
5. Determine/Record the length of the ford.
6. Determine/Record the depth and velocity of the running water.
7. Determine/Record ford bottom composition.
8. Determine/Record gradient of the fords approach and exit.
9. Determine/Record the composition of the fords approach and exit.
10. Determine/Record the usable width of the approach and exit.
11. Record remarks.
12. Read report.
13. Identify key information.
14. Develop an assessment.
15. Annotate classification
16. Ensure grammar is correct.
17. Ensure content is correct.
18. Submit for review.
19. Produce final document.

.....**REFERENCES:**

1. DIA Intelligence Writing Guide
2. FM 3-34.170 Engineer Reconnaissance
3. ICD 203 Intelligence Community Directive 203
4. ICD 206 Intelligence Community Directive 206
5. MCRP 2-25A Reconnaissance Reports Guide
6. MCWP 2-25 Ground Reconnaissance Operations

7. MCWP 2-6 Counterintelligence
 8. MCWP 3-13 Employment of Amphibious Assault Vehicles
-

RECNCOLL-1010: Produce a Helicopter Landing Site Report (HELLSREP)

EVALUATION-CODED: NO **SUSTAINMENT INTERVAL:** 12 months

MOS PERFORMING: 0307, 0321, 8403, 8427

BILLETS: Recon Man

GRADES: PVT, PFC, LCPL, CPL, SGT, 2NDLT, 1STLT, CAPT, NV-SN, NV-PO-3, NV-PO-2, NV-PO-1

INITIAL TRAINING SETTING: FORMAL

CONDITION: Given classification guidelines, current intelligence situation, CCIRs, Helicopter Landing Site Report format and HELLSREP reportable information.

STANDARD: Using non-technical means and based on the urgency of the information as dictated by the operational environment.

PERFORMANCE STEPS:

1. Determine the units of measure to be used.
2. Record the Date Time Group that the reconnaissance was executed.
3. Determine/Record the orientation of the long axis of the landing site.
4. Determine/Record the number and size of the landing points.
5. Determine/Record the method of deplaning.
6. Determine/Record the depth the composition of the landing site surface.
7. Determine/Record the direction of approach and egress.
8. Determine/Record the wind direction and speed.
9. Determine/Record the approach angle.
10. Determine/Record the location and types of any recognition aides.
11. Determine/Record the location and description of landing aids.
12. Determine/Record cloud cover and estimated height above landing site.
13. Determine/Record the visibility and temperature.
14. Record known enemy positions.
15. Produce appropriate reports for enemy sightings.
16. Determine/Record the position of the reconnaissance team as required.
17. Determine/Record six digit grid locations and descriptions of obstructions.
18. Determine/Record six digit grid locations and descriptions of exits from the landing site.
19. Determine/Record obstructions to troop movement.
20. Record remarks.
21. Read report.
22. Identify key information.
23. Develop an assessment.
24. Annotate classification.
25. Ensure grammar is correct.
26. Ensure content is correct.

27. Submit for review.
28. Produce final document.

REFERENCES:

1. AFI 13-217 Drop Zone and Landing Zone Operations
 2. DIA Intelligence Writing Guide
 3. FM 3-21.38 Pathfinder Operations
 4. FM 5-430-00-2 Planning and Design of Roads, Airfields, and Heliports;VOL II
 5. ICD 203 Intelligence Community Directive 203
 6. ICD 206 Intelligence Community Directive 206
 7. MCRP 2-25A Reconnaissance Reports Guide
 8. MCWP 2-25 Ground Reconnaissance Operations
 9. MCWP 2-6 Counterintelligence
 10. MCWP 3-11.4 Helicopterborne Operations
-

REC-N-COLL-1011: Produce a Hotel/Uniform/Tango Report (HUTREP)

EVALUATION-CODED: NO

SUSTAINMENT INTERVAL: 12 months

MOS PERFORMING: 0307, 0321, 8403, 8427

BILLETS: Recon Man

GRADES: PVT, PFC, LCPL, CPL, SGT, 2NDLT, 1STLT, CAPT, NV-SN, NV-PO-3, NV-PO-2, NV-PO-1

INITIAL TRAINING SETTING: FORMAL

CONDITION: Given classification guidelines, current intelligence situation, CCIRs, Hotel/Uniform/Tango Report format and HUTREP reportable information.

STANDARD: Using non-technical means and based on the urgency of the information as dictated by the operational environment.

PERFORMANCE STEPS:

1. Determine/Record the code name of the subject.
2. Determine/Record the status of the individual.
3. Determine/Record the sex of the individual.
4. Determine/Record the race of the individual.
5. Determine/Record the height of the individual.
6. Determine/Record the weight of the individual.
7. Determine/Record the hair description of the individual.
8. Determine/Record if the individual wears glasses.
9. Determine/Record the individuals type of facial hair, as required.
10. Describe the head gear worn by the individual.
11. Describe the shirt worn by the individual.
12. Describe the pants worn by the individual.
13. Describe the shoes worn by the individual.
14. Describe the weapon carried by the individual.
15. Describe the explosives carried by the individual.
16. Determine/Record if the individual is right or left handed.

17. Determine/Record if the individual is in restraints.
18. Describe the individuals condition.
19. Determine/Record the individuals location in reference to known points.
20. Describe the individuals behavior.
21. Describe the individuals distinguishing features.
22. Record remarks.
23. Read report.
24. Identify key information.
25. Develop an assessment.
26. Annotate classification
27. Ensure grammar is correct.
28. Ensure content is correct.
29. Submit for review.
30. Produce final document

REFERENCES:

1. DIA Intelligence Writing Guide
2. ICD 203 Intelligence Community Directive 203
3. ICD 206 Intelligence Community Directive 206
4. MCRP 2-25A Reconnaissance Reports Guide
5. MCWP 2-25 Ground Reconnaissance Operations
6. MCWP 2-6 Counterintelligence

REC-N-COLL-1012: Produce a Meaconing, Intrusion, Jamming, and Interference Report (MEJIREP)

EVALUATION-CODED: NO

SUSTAINMENT INTERVAL: 12 months

MOS PERFORMING: 0307, 0321, 8403, 8427

BILLETS: Recon Man

GRADES: PVT, PFC, LCPL, CPL, SGT, 2NDLT, 1STLT, CAPT, NV-SN, NV-PO-3, NV-PO-2, NV-PO-1

INITIAL TRAINING SETTING: FORMAL

CONDITION: Given classification guidelines, current intelligence situation, CCIRs, Meaconing, Intrusion, Jamming, and Interference Report format and MEJIREP reportable information.

STANDARD: Using non-technical means and based on the urgency of the information as dictated by the operational environment.

PERFORMANCE STEPS:

1. Determine the type of report.
2. Determine/Record effects on station.
3. Determine/Record the patrols six digit location.
4. Determine/Record the frequencies / channels affected.
5. Determine/Record the type of equipment affected.
6. Determine/Record the characteristics of the interference.
7. Determine/Record the strength of the interference.

8. Determine/Record the time the interference started.
9. Determine/Record the effectiveness of the interference.
10. Record remarks.
11. Read report.
12. Identify key information.
13. Develop an assessment.
14. Annotate classification.
15. Ensure grammar is correct.
16. Ensure content is correct.
17. Submit for review.
18. Produce final document

REFERENCES:

1. DIA Intelligence Writing Guide
2. ICD 203 Intelligence Community Directive 203
3. ICD 206 Intelligence Community Directive 206
4. MCRP 2-25A Reconnaissance Reports Guide
5. MCWP 2-25 Ground Reconnaissance Operations
6. MCWP 2-6 Counterintelligence

RECN-COLL-1013: Produce a Nuclear, Biological, and Chemical Report (NBCREP)

EVALUATION-CODED: NO **SUSTAINMENT INTERVAL:** 12 months

MOS PERFORMING: 0307, 0321, 8403, 8427

BILLETS: Recon Man

GRADES: PVT, PFC, LCPL, CPL, SGT, 2NDLT, 1STLT, CAPT, NV-SN, NV-PO-3, NV-PO-2, NV-PO-1

INITIAL TRAINING SETTING: FORMAL

CONDITION: Given classification guidelines, current intelligence situation, CCIRs, Nuclear, Biological, and Chemical Report format and NBCREP reportable information.

STANDARD: Using non-technical means and based on the urgency of the information as dictated by the operational environment.

PERFORMANCE STEPS:

1. Record the unit of measure to be utilized.
2. Record the six digit location of the patrol.
3. Determine/Record the location of the attack.
4. Record the time the attack started.
5. Record the time the attack ended.
6. Determine/Record the six digit location of the area being attacked.
7. Determine/Record the type of attack.
8. Determine/Record wind direction and velocity.
9. Determine/Record the type of agent used if possible.
10. Record remarks.
11. Read report.

12. Identify key information.
13. Develop an assessment.
14. Annotate classification.
15. Ensure grammar is correct.
16. Ensure content is correct.
17. Submit for review.
18. Produce final document

REFERENCES:

1. DIA Intelligence Writing Guide
 2. ICD 203 Intelligence Community Directive 203
 3. ICD 206 Intelligence Community Directive 206
 4. MCRP 2-25A Reconnaissance Reports Guide
 5. MCWP 2-25 Ground Reconnaissance Operations
 6. MCWP 2-6 Counterintelligence
-

RECN-COLL-1014: Produce a Photo Log Report (PHOTOLOG)

EVALUATION-CODED: NO

SUSTAINMENT INTERVAL: 12 months

MOS PERFORMING: 0307, 0321, 8403, 8427

BILLETS: Recon Man

GRADES: PVT, PFC, LCPL, CPL, SGT, 2NDLT, 1STLT, CAPT, NV-SN, NV-PO-3, NV-PO-2, NV-PO-1

INITIAL TRAINING SETTING: FORMAL

CONDITION: Given classification guidelines, current intelligence situation, CCIRs, Photo Log Report format and PHOTOLOG reportable information.

STANDARD: Using non-technical means and based on the urgency of the information as dictated by the operational environment.

PERFORMANCE STEPS:

1. Record the primary subject of the photo.
2. Determine/Record the azimuth and distance to the target from the photographer.
3. Determine/Record the photographers six digit grid location.
4. Record the Date Time Group that the photo was taken.
5. Record who took the photo.
6. Description of the location where the photo was taken.
7. Record remarks.
8. Read report.
9. Identify key information.
10. Develop an assessment.
11. Annotate classification.
12. Ensure grammar is correct.
13. Ensure content is correct.
14. Submit for review.
15. Produce final document

REFERENCES:

1. DIA Intelligence Writing Guide
2. ICD 203 Intelligence Community Directive 203
3. ICD 206 Intelligence Community Directive 206
4. MCRP 2-25A Reconnaissance Reports Guide
5. MCWP 2-25 Ground Reconnaissance Operations
6. MCWP 2-6 Counterintelligence

RECN-COLL-1015: Produce a Railroad Reconnaissance Report (RAILREP)

EVALUATION-CODED: NO SUSTAINMENT INTERVAL: 12 months

MOS PERFORMING: 0307, 0321, 8403, 8427

BILLETS: Recon Man

GRADES: PVT, PFC, LCPL, CPL, SGT, 2NDLT, 1STLT, CAPT, NV-SN, NV-PO-3, NV-PO-2, NV-PO-1

INITIAL TRAINING SETTING: FORMAL

CONDITION: Given classification guidelines, current intelligence situation, CCIRs, Railroad Reconnaissance Report format and RAILREP reportable information.

STANDARD: Using non-technical means and based on the urgency of the information as dictated by the operational environment.

PERFORMANCE STEPS:

1. Record the unit of measure to be utilized.
2. Record the Date Time Group the reconnaissance was conducted.
3. Determine/Record the six digit grid location for the start and end points of the railway section reported on.
4. Determine/Record the military classification as required.
5. Determine/Record the length of the rails and the number of ties.
6. Determine/Record the track gauge.
7. Determine/Record the track width.
8. Determine/Record the composition of the railroad bed.
9. Determine/Record the gradient.
10. Determine/Record the condition of the railway.
11. Determine/Record track constrictions.
12. Determine/Record the six digit grid locations of the switching stations within the area reconnoitered.
13. Record all activity on the railroad track.
14. Record remarks.
15. Read report.
16. Identify key information.
17. Develop an assessment.
18. Annotate classification.
19. Ensure grammar is correct.
20. Ensure content is correct.
21. Submit for review.

22. Produce final document

REFERENCES:

1. DIA Intelligence Writing Guide
2. FM 3-34.170 Engineer Reconnaissance
3. ICD 203 Intelligence Community Directive 203
4. ICD 206 Intelligence Community Directive 206
5. MCRP 2-25A Reconnaissance Reports Guide
6. MCWP 2-25 Ground Reconnaissance Operations
7. MCWP 2-6 Counterintelligence

RECN-COLL-1016: Produce a Route and Road Report (ROUTEREP)

EVALUATION-CODED: NO **SUSTAINMENT INTERVAL:** 12 months

MOS PERFORMING: 0307, 0321, 8403, 8427

BILLETS: Recon Man

GRADES: PVT, PFC, LCPL, CPL, SGT, 2NDLT, 1STLT, CAPT, NV-SN, NV-PO-3, NV-PO-2, NV-PO-1

INITIAL TRAINING SETTING: FORMAL

CONDITION: Given classification guidelines, current intelligence situation, CCIRs, Route and Road Report format and ROUTEREP reportable information.

STANDARD: Using non-technical means and based on the urgency of the information as dictated by the operational environment.

PERFORMANCE STEPS:

1. Record the unit of measure to be utilized.
2. Determine/Record the six digit grid location for the start and end points of the route to be reported on.
3. Determine/Record the type of route.
4. Determine/Record the military classification as required.
5. Determine/Record the width of the route.
6. Determine/Record the six digit grid location and description of any route constrictions.
7. Determine/Record the available concealment from the air for any units traveling the route.
8. Determine/Record any special considerations associated with the route.
9. Record remarks.
10. Read report.
11. Identify key information.
12. Develop an assessment.
13. Annotate classification.
14. Ensure grammar is correct.
15. Ensure content is correct.
16. Submit for review.
17. Produce final document.

REFERENCES:

1. DIA Intelligence Writing Guide
 2. FM 5-101 Mobility
 3. FM 5-102 Countermobility
 4. FM 5-170 Engineer Reconnaissance
 5. GTA 5-2-5 Engineer Reconnaissance
 6. ICD 203 Intelligence Community Directive 203
 7. ICD 206 Intelligence Community Directive 206
 8. MCRP 2-25A Reconnaissance Reports Guide
 9. MCRP 3-17A Engineer Field Data
 10. MCRP 3-17B Engineer Forms and Reports
 11. MCWP 2-25 Ground Reconnaissance Operations
 12. MCWP 2-6 Counterintelligence
 13. MCWP 3-17.4 Engineer Reconnaissance
-

RECN-COLL-1017: Produce a SALUTE Report (SALUTEREP)

EVALUATION-CODED: NO **SUSTAINMENT INTERVAL:** 12 months

MOS PERFORMING: 0307, 0321, 8403, 8427

BILLETS: Recon Man

GRADES: PVT, PFC, LCPL, CPL, SGT, 2NDLT, 1STLT, CAPT, NV-SN, NV-PO-3, NV-PO-2, NV-PO-1

INITIAL TRAINING SETTING: FORMAL

CONDITION: Given classification guidelines, current intelligence situation, CCIRs, SALUTE Report format and SALUTEREP reportable information.

STANDARD: Using non-technical means and based on the urgency of the information as dictated by the operational environment.

PERFORMANCE STEPS:

1. Determine/Record enemy size observed.
2. Determine/Record enemy activity observed.
3. Determine/Record the six digit grid location of the enemy.
4. Determine/Record enemy unit observed.
5. Determine/Record the Date Time Group of observation.
6. Determine/Record enemy equipment observed.
7. Record remarks.
8. Read report.
9. Identify key information.
10. Develop an assessment.
11. Annotate classification.
12. Ensure grammar is correct.
13. Ensure content is correct.
14. Submit for review.
15. Produce final document

REFERENCES:

1. DIA Intelligence Writing Guide
 2. ICD 203 Intelligence Community Directive 203
 3. ICD 206 Intelligence Community Directive 206
 4. MCRP 2-25A Reconnaissance Reports Guide
 5. MCWP 2-25 Ground Reconnaissance Operations
 6. MCWP 2-6 Counterintelligence
-

RECEN-COLL-1018: Produce a Standard Shelling, Mortar, or Bombing Report (SHELLREP) (MORTREP) (BOMREP)

EVALUATION-CODED: NO

SUSTAINMENT INTERVAL: 12 months

MOS PERFORMING: 0307, 0321, 8403, 8427

BILLETS: Recon Man

GRADES: PVT, PFC, LCPL, CPL, SGT, 2NDLT, 1STLT, CAPT, NV-SN, NV-PO-3, NV-PO-2, NV-PO-1

INITIAL TRAINING SETTING: FORMAL

CONDITION: Given classification guidelines, current intelligence situation, CCIRs, Standard Shelling, Mortar, or Bombing Report format and (SHELLREP) (MORTREP) (BOMREP) reportable information.

STANDARD: Using non-technical means and based on the urgency of the information as dictated by the operational environment.

PERFORMANCE STEPS:

1. Record the unit of measure to be utilized.
2. Determine/Record the six digit grid location of the observer.
3. Determine/Record the bearing of flash or sound.
4. Record the time bombing/shelling began.
5. Record the time bombing/shelling ended.
6. Determine/Record the purpose for which the fire being reported on is being used.
7. Determine/Record the caliber or size of ordnance being fired, if possible.
8. Determine/Record the time of flash to bang.
9. Record battle damage assessment.
10. Record remarks.
11. Read report.
12. Identify key information.
13. Develop an assessment.
14. Annotate classification.
15. Ensure grammar is correct.
16. Ensure content is correct.
17. Submit for review.
18. Produce final document

REFERENCES:

1. DIA Intelligence Writing Guide

2. ICD 203 Intelligence Community Directive 203
 3. ICD 206 Intelligence Community Directive 206
 4. MCRP 2-25A Reconnaissance Reports Guide
 5. MCWP 2-25 Ground Reconnaissance Operations
 6. MCWP 2-6 Counterintelligence
-

RECN-COLL-1019: Produce a Situation Report (SITREP)

EVALUATION-CODED: NO

SUSTAINMENT INTERVAL: 12 months

MOS PERFORMING: 0307, 0321, 8403, 8427

BILLETS: Recon Man

GRADES: PVT, PFC, LCPL, CPL, SGT, 2NDLT, 1STLT, CAPT, NV-SN, NV-PO-3, NV-PO-2, NV-PO-1

INITIAL TRAINING SETTING: FORMAL

CONDITION: Given classification guidelines, current intelligence situation, CCIRs, Situation Report format and SITREP reportable information.

STANDARD: Using non-technical means and based on the urgency of the information as dictated by the operational environment.

PERFORMANCE STEPS:

1. Record the Date Time Group of the report.
2. Determine/Record the six digit grid location of the patrol.
3. Record activities conducted since last report.
4. Determine/Record actions planned for the next 12 hour period.
5. Determine/Record logistical requirements.
6. Record personnel casualties since last situation report.
7. Record remarks.
8. Read report.
9. Identify key information.
10. Develop an assessment.
11. Annotate classification.
12. Ensure grammar is correct.
13. Ensure content is correct.
14. Submit for review.
15. Produce final document

REFERENCES:

1. DIA Intelligence Writing Guide
 2. ICD 203 Intelligence Community Directive 203
 3. ICD 206 Intelligence Community Directive 206
 4. MCRP 2-25A Reconnaissance Reports Guide
 5. MCWP 2-25 Ground Reconnaissance Operations
 6. MCWP 2-6 Counterintelligence
-

RECN-COLL-1020: Produce a Enemy Sighting Report (SPOTREP)

EVALUATION-CODED: NO SUSTAINMENT INTERVAL: 12 months

MOS PERFORMING: 0307, 0321, 8403, 8427

BILLETS: Recon Man

GRADES: PVT, PFC, LCPL, CPL, SGT, 2NDLT, 1STLT, CAPT, NV-SN, NV-PO-3, NV-PO-2, NV-PO-1

INITIAL TRAINING SETTING: FORMAL

CONDITION: Given classification guidelines, current intelligence situation, CCIRs, Enemy Sighting Report format and SPOTREP reportable information.

STANDARD: Using non-technical means and based on the urgency of the information as dictated by the operational environment.

PERFORMANCE STEPS:

1. Record the unit of measure to be utilized.
2. Record the number and type of enemy.
3. Record the type of enemy activity.
4. Determine/Record the six digit grid of the enemy unit.
5. Determine/Record the identification of the enemy unit or describe the unit.
6. Record the Date Time Group of the sighting.
7. Determine/Record the identity or description of any weapons or equipment observed.
8. Record remarks.
9. Read report.
10. Identify key information.
11. Develop an assessment.
12. Annotate classification.
13. Ensure grammar is correct.
14. Ensure content is correct.
15. Submit for review.
16. Produce final document

REFERENCES:

1. DIA Intelligence Writing Guide
2. ICD 203 Intelligence Community Directive 203
3. ICD 206 Intelligence Community Directive 206
4. MCRP 2-25A Reconnaissance Reports Guide
5. MCWP 2-25 Ground Reconnaissance Operations
6. MCWP 2-6 Counterintelligence

RECN-COLL-1021: Produce a Surf Observation Report (SURFREP)

EVALUATION-CODED: NO SUSTAINMENT INTERVAL: 12 months

MOS PERFORMING: 0307, 0321, 8403, 8427

BILLETS: Recon Man

GRADES: PVT, PFC, LCPL, CPL, SGT, 2NDLT, 1STLT, CAPT, NV-SN, NV-PO-3, NV-PO-2, NV-PO-1

INITIAL TRAINING SETTING: FORMAL

CONDITION: Given classification guidelines, current intelligence situation, CCIRs, Surf Observation Report format and SURFREP reportable information.

STANDARD: Using non-technical means and based on the urgency of the information as dictated by the operational environment.

PERFORMANCE STEPS:

1. Record the unit of measure to be utilized.
2. Record the Date Time Group when the reconnaissance was completed.
3. Determine/Record the significant breaker height.
4. Determine/Record maximum breaker height.
5. Determine/Record the time between breakers to the nearest half second.
6. Determine/Record the number and type of breakers within a ten minute period.
7. Determine/Record the angle/ direction between the breaking lines and the shore line to the nearest 5 degrees.
8. Determine/Record the littoral drift.
9. Determine/Record the number of well defined breaker lines and the width of the surf zone.
10. Record remarks.
11. Read report.
12. Identify key information.
13. Develop an assessment.
14. Annotate classification.
15. Ensure grammar is correct.
16. Ensure content is correct.
17. Submit for review.
18. Produce final document

REFERENCES:

1. DIA Intelligence Writing Guide
2. ICD 203 Intelligence Community Directive 203
3. ICD 206 Intelligence Community Directive 206
4. MCRP 2-25A Reconnaissance Reports Guide
5. MCWP 2-25 Ground Reconnaissance Operations
6. MCWP 2-6 Counterintelligence
7. MCWP 3-13 Employment of Amphibious Assault Vehicles

REC-COLL-1022: Produce a Tunnel Report (TUNNELREP)

EVALUATION-CODED: NO **SUSTAINMENT INTERVAL:** 12 months

MOS PERFORMING: 0307, 0321, 8403, 8427

BILLETS: Recon Man

GRADES: PVT, PFC, LCPL, CPL, SGT, 2NDLT, 1STLT, CAPT, NV-SN, NV-PO-3, NV-PO-2, NV-PO-1

INITIAL TRAINING SETTING: FORMAL

CONDITION: Given classification guidelines, current intelligence situation, CCIRs, Tunnel Report format and TUNNELREP reportable information.

STANDARD: Using non-technical means and based on the urgency of the information as dictated by the operational environment.

PERFORMANCE STEPS:

1. Record the unit of measure to be utilized.
2. Record the Date Time Group when the reconnaissance was completed.
3. Determine/Record the six digit grid location.
4. Determine/Record the engineering classification of the tunnel as required.
5. Determine/Record the length and condition of the tunnel.
6. Determine/Record the horizontal clearance of the tunnel.
7. Determine/Record the width of the traveled way.
8. Determine/Record the overhead clearance.
9. Determine/Record the gradient of the tunnel.
10. Determine/Record the intended use of the tunnel.
11. Determine/Record the six digit grid location and bypass potential of all bypasses.
12. Determine/Record the construction material of the tunnel.
13. Record remarks.
14. Read report.
15. Identify key information.
16. Develop an assessment.
17. Annotate classification.
18. Ensure grammar is correct.
19. Ensure content is correct.
20. Submit for review.
21. Produce final document

REFERENCES:

1. DIA Intelligence Writing Guide
2. ICD 203 Intelligence Community Directive 203
3. ICD 206 Intelligence Community Directive 206
4. MCRP 2-25A Reconnaissance Reports Guide
5. MCWP 2-25 Ground Reconnaissance Operations
6. MCWP 2-6 Counterintelligence
7. MCWP 3-17.4 Engineer Reconnaissance

REC-N-COLL-1023: Produce a Weather Report (WXREP)

EVALUATION-CODED: NO **SUSTAINMENT INTERVAL:** 12 months

MOS PERFORMING: 0307, 0321, 8403, 8427

BILLETS: Recon Man

GRADES: PVT, PFC, LCPL, CPL, SGT, 2NDLT, 1STLT, CAPT, NV-SN, NV-PO-3, NV-PO-2, NV-PO-1

INITIAL TRAINING SETTING: FORMAL

CONDITION: Given classification guidelines, current intelligence situation, CCIRs, Weather Report format and WXREP reportable information.

STANDARD: Using non-technical means and based on the urgency of the information as dictated by the operational environment.

PERFORMANCE STEPS:

1. Record the Date Time period when the observations were made.
2. Record the Date Time Group of BMNT.
3. Record the Date Time Group of sunrise.
4. Record the Date Time Group of sunset.
5. Record the Date Time Group of EENT.
6. Record the Date Time Group of moon rise.
7. Record the Date Time Group of moon set.
8. Record moon phase.
9. Record the Date Time Groups for when Night Vision Devices begin and cease to be useful.
10. Record the distance of visibility.
11. Determine/Record the cloud ceiling above ground level.
12. Determine/Record the wind direction.
13. Record the Date Time Groups for high and low tide, as required.
14. Determine/Record the sea state, as required.
15. Record remarks.
16. Read report.
17. Identify key information.
18. Develop an assessment.
19. Annotate classification.
20. Ensure grammar is correct.
21. Ensure content is correct.
22. Submit for review.
23. Produce final document

REFERENCES:

1. DIA Intelligence Writing Guide
2. ICD 203 Intelligence Community Directive 203
3. ICD 206 Intelligence Community Directive 206
4. MCRP 2-25A Reconnaissance Reports Guide
5. MCWP 2-25 Ground Reconnaissance Operations
6. MCWP 2-6 Counterintelligence

REC-1001: Employ encryption/decryption/authentication sheets

EVALUATION-CODED: NO **SUSTAINMENT INTERVAL:** 6 months

MOS PERFORMING: 0307, 0321, 8403, 8427

BILLETS: Recon Man

GRADES: PVT, PFC, LCPL, CPL, SGT, 2NDLT, 1STLT, CAPT, NV-SN, NV-PO-3, NV-PO-2, NV-PO-1

INITIAL TRAINING SETTING: FORMAL

CONDITION: Given a radio, a distant station, CEOI, and encryption/decryption material.

STANDARD: By establishing authenticated communications.

PERFORMANCE STEPS:

1. Challenge/reply as required.
2. Time authentication.
3. Encrypt data to be transmitted.
4. Decrypt information received.

REFERENCES:

1. MCRP 3-40.3B Radio Operator's Handbook

SUPPORT REQUIREMENTS:

OTHER SUPPORT REQUIREMENTS: Frequency for applicable radio(s)

MISCELLANEOUS:

- ADMINISTRATIVE INSTRUCTIONS:**
1. Utilize Greenwich Mean Time with AKAC.
 2. Marine should know when a challenge is initiated, and why.
-

RECN-COMM-1002: Operate hand held radios

EVALUATION-CODED: NO

SUSTAINMENT INTERVAL: 12 months

MOS PERFORMING: 0307, 0321, 8403, 8427

BILLETS: Recon Man

GRADES: PVT, PFC, LCPL, CPL, SGT, 2NDLT, 1STLT, CAPT, NV-SN, NV-PO-3, NV-PO-2, NV-PO-1

INITIAL TRAINING SETTING: FORMAL

CONDITION: Given a distant station, a hand-held radio, batteries, call signs, and a frequency.

STANDARD: By establishing communications with a distant station.

PERFORMANCE STEPS:

1. Inspect radio and accessories.
2. Assemble radio.
3. Program radio.
4. Operate controls and indicators.
5. Conduct a communication check with a distant station.

6. Trouble shoot as required.
7. Maintain radio as needed.
8. Disassemble radio.

REFERENCES:

1. D-112G-21-0706 PRC-112G
2. PN 10515-0283-4100 Rev B AN/PRC-152 Hand Held Radio
3. SOFC4I-00-G10-00253-00 THALES AN/PRC-148 (MBITR) Operation Manual

MISCELLANEOUS:

ADMINISTRATIVE INSTRUCTIONS: This task is to be used in conjunction with a PRC 148, PRC 152, and the PRC 112G.

RECN-COMM-1003: Operate an HF radio set

EVALUATION-CODED: NO **SUSTAINMENT INTERVAL:** 6 months

MOS PERFORMING: 0307, 0321, 8403, 8427

BILLETS: Recon Man

GRADES: PVT, PFC, LCPL, CPL, SGT, 2NDLT, 1STLT, CAPT, NV-SN, NV-PO-3, NV-PO-2, NV-PO-1

INITIAL TRAINING SETTING: FORMAL

CONDITION: Given a filled HF radio set, a distant station, frequencies, and call signs.

STANDARD: By establishing positive communication with the distant station.

PERFORMANCE STEPS:

1. Inspect radio and components.
2. Assemble components.
3. Connect to a power source (Batteries/vehicle).
4. Operate controls and indicators (fills, net IDs, frequency, time, etc.).
5. Communicate with a distant station.
6. Maintain radio and components.
7. Troubleshoot as required.
8. Remove power source.
9. Disassemble components.
10. Inspect radio and components.

REFERENCES:

1. 10515-0103-4001 AN/PRC-150(C) Harris Radio Set, Operator Reference Guide
 2. MCRP 3-40.3B Radio Operator's Handbook
-

RECN-COMM-1004: Operate a VHF field radio

EVALUATION-CODED: NO

SUSTAINMENT INTERVAL: 6 months

MOS PERFORMING: 0307, 0321, 8403, 8427

BILLETS: Recon Man

GRADES: PVT, PFC, LCPL, CPL, SGT, 2NDLT, 1STLT, CAPT, NV-SN, NV-PO-3, NV-PO-2, NV-PO-1

INITIAL TRAINING SETTING: FORMAL

CONDITION: Given a VHF radio with a fill, a frequency or net ID, and a distant station, while wearing a fighting load.

STANDARD: By establishing communications with the distant station.

PERFORMANCE STEPS:

1. Assemble a radio set
2. Load a net ID
3. Synchronize radios as required
4. Check the time
5. Conduct a communications check
6. Troubleshoot as required

REFERENCES:

1. MCRP 3-40-3 Multi-Service Communications Procedures and Tactical Radio Procedures in Joint Environment
 2. TM 11-5820-890-10-6 Operator's Pocket Guide for SINGARS Ground ICOM Radios
-

RECN-COMM-1005: Operate a UHF field radio

EVALUATION-CODED: NO

SUSTAINMENT INTERVAL: 6 months

MOS PERFORMING: 0307, 0321, 8403, 8427

BILLETS: Recon Man

GRADES: PVT, PFC, LCPL, CPL, SGT, 2NDLT, 1STLT, CAPT, NV-SN, NV-PO-3, NV-PO-2, NV-PO-1

INITIAL TRAINING SETTING: FORMAL

CONDITION: Given a UHF radio with a fill, a frequency or net ID, and a distant station.

STANDARD: To establish communications with the distant station.

PERFORMANCE STEPS:

1. Inspect radio and components.
2. Assemble components.
3. Connect to a power source (Batteries/vehicle).

4. Operate controls and indicators (fills, net IDs, frequency, time, etc.).
5. Communicate with a distant station.
6. Troubleshoot as required
7. Maintain radio and components.
8. Remove power source.
9. Disassemble components.
10. Inspect radio and components.

REFERENCES:

1. MCRP 3-40-3 Multi-Service Communications Procedures and Tactical Radio Procedures in Joint Environment
2. MCRP 6-22C RADIO OPERATOR'S HANDBOOK

RECN-COMM-1006: Operate a field computer

EVALUATION-CODED: NO **SUSTAINMENT INTERVAL:** 6 months

MOS PERFORMING: 0307, 0321, 8403, 8427

BILLETS: Recon Man

GRADES: PVT, PFC, LCPL, CPL, SGT, 2NDLT, 1STLT, CAPT, NV-SN, NV-PO-3, NV-PO-2, NV-PO-1

INITIAL TRAINING SETTING: FORMAL

CONDITION: Given a radio and a field computer.

STANDARD: By programming, processing, and transmitting information.

PERFORMANCE STEPS:

1. Inspect computer and accessories.
2. Power up computer.
3. Program ports for interface with radios and camera devices.
4. Input data into needed RPA programs.
5. Connect cables from the computer to the radio.
6. Download RPA into radios.
7. Setup data network associated with method of transmission.
8. Use other windows based programs as necessary.
9. Connect computer to transmitting radio.
10. Transmit information.
11. Trouble shoot as required.
12. Power down computer.
13. Disassemble computer components.

REFERENCES:

1. PANASONIC CF-18 Series Operating Instructions

RECN-COMM-1007: Handle Electronic Key Management System (EKMS) material

EVALUATION-CODED: NO

SUSTAINMENT INTERVAL: 12 months

MOS PERFORMING: 0307, 0321, 8403, 8427

BILLETS: Recon Man

GRADES: PVT, PFC, LCPL, CPL, SGT, 2NDLT, 1STLT, CAPT, NV-SN, NV-PO-3, NV-PO-2, NV-PO-1

INITIAL TRAINING SETTING: FORMAL

CONDITION: Given a mission and classified material.

STANDARD: In accordance with the EKMS-1 (series) EKMS Policy and Procedures for Navy EKMS Tiers 2 & 3.

PERFORMANCE STEPS:

1. Receive classified material.
2. Safeguard material.
3. Destroy material routine or in an emergency.
4. Record and report destruction or loss of material.
5. Zeroize equipment after mission or an emergency.
6. Turn in classified material.

REFERENCES:

1. EKMS-1 (series) EKMS Policy and Procedures for Navy EKMS Tiers 2 & 3
-

RECN-COMM-1008: Operate communications security equipment sets

EVALUATION-CODED: NO

SUSTAINMENT INTERVAL: 6 months

MOS PERFORMING: 0307, 0321, 8403, 8427

BILLETS: Recon Man

GRADES: PVT, PFC, LCPL, CPL, SGT, 2NDLT, 1STLT, CAPT, NV-SN, NV-PO-3, NV-PO-2, NV-PO-1

INITIAL TRAINING SETTING: FORMAL

CONDITION: Given current radios, corresponding crypto equipment, all accessories, another station, frequencies, and call signs.

STANDARD: By loading a crypto fill in a radio set.

PERFORMANCE STEPS:

1. Prepare the equipment for secure operation.
2. Conduct a secure communications check.
3. Perform operator level preventive maintenance.

REFERENCES:

1. FM 3-30 Communications

2. MCRP 3-40.3B Radio Operator's Handbook
3. TM 11-5810-256-OP-2 Operating Procedures for Communication Security Equipment

REC-1009: Employ a field expedient antenna

EVALUATION-CODED: NO **SUSTAINMENT INTERVAL**: 6 months

MOS PERFORMING: 0307, 0321, 8403, 8427

BILLETS: Recon Man

GRADES: PVT, PFC, LCPL, CPL, SGT, 2NDLT, 1STLT, CAPT, NV-SN, NV-PO-3, NV-PO-2, NV-PO-1

INITIAL TRAINING SETTING: FORMAL

CONDITION: Given a radio, field expedient materials, a specified range, and a distant station.

STANDARD: By establishing communication with the distant station.

PERFORMANCE STEPS:

1. Determine type of wavelength required.
2. Identify type of field expedient antenna (Omni-directional or Bi-directional).
3. Compute length of antenna.
4. Gather required materials (insulators, wires, resistors, etc.).
5. Select a site that offers the type of communication shot required.
6. Construct the antenna.
7. Connect antenna to the radio/device.
8. Ground radio/device.
9. Establish communication with the distant station.
10. Troubleshoot as required.

REFERENCES:

1. MCRP 3-40.3B Radio Operator's Handbook

REC-1010: Operate Satellite Communication (SATCOM) devices

EVALUATION-CODED: NO **SUSTAINMENT INTERVAL**: 6 months

MOS PERFORMING: 0307, 0321, 8403, 8427

BILLETS: Recon Man

GRADES: PVT, PFC, LCPL, CPL, SGT, 2NDLT, 1STLT, CAPT, NV-SN, NV-PO-3, NV-PO-2, NV-PO-1

INITIAL TRAINING SETTING: FORMAL

CONDITION: Given a communication device, a CEOI, and information to convey to higher headquarters.

STANDARD: To establish communications with the distant station.

PERFORMANCE STEPS:

1. Inspect radio/device and components.
2. Assemble components.
3. Connect to a power source (Batteries/vehicle).
4. Operate controls and indicators (fills, net IDs, frequency, time, etc.).
5. Communicate with a distant station.
6. Troubleshoot as required
7. Maintain radio and components.
8. Remove power source.
9. Disassemble components.
10. Perform operator level preventive maintenance.

REFERENCES:

1. MCRP 3-40.3B Radio Operator's Handbook

MISCELLANEOUS:

ADMINISTRATIVE INSTRUCTIONS: 1. If current Technical Manuals are not available, specific technical information can be obtained through the manufacturer. 2. This task is designed for any SATCOM device designated for use at the unit operational level.

REC-1011: Transmit a message

EVALUATION-CODED: NO

SUSTAINMENT INTERVAL: 6 months

GRADES: PVT, PFC, LCPL, CPL, SGT, 2NDLT, 1STLT, CAPT, NV-SN, NV-PO-3, NV-PO-2, NV-PO-1

INITIAL TRAINING SETTING: FORMAL

CONDITION: Given a mission and a completed report format.

STANDARD: Utilizing command directed time standards IAW mission parameters.

PERFORMANCE STEPS:

1. Determine type of message to formulate.
2. Compile information.
3. Complete a message.
4. Send a message to a distant location.

REFERENCES:

1. MCRP 2-25A Reconnaissance Reports Guide
2. MCRP 3-40.3B Radio Operator's Handbook

SUPPORT REQUIREMENTS:

OTHER SUPPORT REQUIREMENTS: Frequency for applicable radio(s)

RECN-COMM-1012: Waterproof communication equipment

EVALUATION-CODED: NO SUSTAINMENT INTERVAL: 6 months

MOS PERFORMING: 0307, 0321, 8403, 8427

BILLETS: Recon Man

GRADES: PVT, PFC, LCPL, CPL, SGT, 2NDLT, 1STLT, CAPT, NV-SN, NV-PO-3, NV-PO-2, NV-PO-1

INITIAL TRAINING SETTING: FORMAL

CONDITION: Given a radio and appropriate waterproofing materials.

STANDARD: By ensuring communication assets are operational and protected from the environment.

PERFORMANCE STEPS:

1. Assemble waterproofing material.
2. Tape/ pad sharp edges.
3. Place radio in water proof material.
4. Seal waterproof equipment.

REFERENCES:

1. MCRP 3-02C Marine Combat Water Survival
2. MCRP 3-40.3B Radio Operator's Handbook

MISCELLANEOUS:

ADMINISTRATIVE INSTRUCTIONS: 1. Radios must be double waterproofed prior to transit through water. 2. Upon completion of water movement, radios must be capable of establishing communications with another station. 3. Waterproofing techniques utilized must allow for use and easy reapplication of waterproofing materials for continued use.

RECN-COMM-1013: Maintain a communication log

EVALUATION-CODED: NO SUSTAINMENT INTERVAL: 12 months

MOS PERFORMING: 0307, 0321, 8403, 8427

BILLETS: Recon Man

GRADES: PVT, PFC, LCPL, CPL, SGT, 2NDLT, 1STLT, CAPT, NV-SN, NV-PO-3, NV-PO-2, NV-PO-1

INITIAL TRAINING SETTING: FORMAL

CONDITION: Given communication assets, communication log, in-coming, and out-going communications.

STANDARD: By recording all radio communications.

PERFORMANCE STEPS:

1. Record in-coming communications.
2. Record out-going communications.
3. Record environmental conditions.
4. Record antenna configurations.
5. Record electronic counter measure interference.
6. Submit communication log to higher headquarters.

REFERENCES:

1. MCRP 3-40.3B Radio Operator's Handbook
-

RECN-COMM-1014: Operate a Friendly Force Tracking Device

EVALUATION-CODED: NO SUSTAINMENT INTERVAL: 12 months

MOS PERFORMING: 0307, 0321, 8403, 8427

BILLETS: Recon Man

GRADES: PVT, PFC, LCPL, CPL, SGT, 2NDLT, 1STLT, CAPT, NV-SN, NV-PO-3, NV-PO-2, NV-PO-1

INITIAL TRAINING SETTING: FORMAL

CONDITION: Given a mission and a blue force tracker.

STANDARD: In order to maintain friendly situational awareness.

PERFORMANCE STEPS:

1. Inspect components.
 2. Assemble components.
 3. Op-check the BFT.
 4. Trouble shoot the BFT as required.
 5. Maintain the BFT as required.
 6. Disassemble the components.
-

RECN-COND-1001: Conduct a male Physical Fitness Test (PFT)

EVALUATION-CODED: NO SUSTAINMENT INTERVAL: 12 months

MOS PERFORMING: 0307, 0321, 8403, 8427

BILLETS: Recon Man

GRADES: PVT, PFC, LCPL, CPL, SGT, SSGT, GYSGT, MSGT, MGYSGT, 2NDLT, 1STLT, CAPT, MAJ, LTCOL, NV-SN, NV-PO-3, NV-PO-2, NV-PO-1, NV-CPO, NV-SCPO

INITIAL TRAINING SETTING: FORMAL

CONDITION: Given a medically qualified individual with the prescribed uniform and equipment.

STANDARD: By completing all events and achieving a minimum score of 250 points.

PERFORMANCE STEPS:

1. Conduct Pull Ups.
2. Conduct Abdominal Crunches.
3. Conduct 3.0 Mile Run.

REFERENCES:

1. MCO 1200.17C Military Occupational Specialties Manual
 2. MCO 6100.13 Marine Corps Physical Fitness Program
 3. MCRP 3-02A Marine Physical Readiness Training for Combat
 4. MCWP 2-25 Ground Reconnaissance Operations
-

RECN-COND-1002: Conduct a male Combat Fitness Test (CFT)

EVALUATION-CODED: NO **SUSTAINMENT INTERVAL:** 12 months

MOS PERFORMING: 0307, 0321, 8403, 8427

BILLETS: Recon Man

GRADES: PVT, PFC, LCPL, CPL, SGT, SSGT, GYSGT, MSGT, MGYSGT, 2NDLT, 1STLT, CAPT, MAJ, LTCOL, NV-SN, NV-PO-3, NV-PO-2, NV-PO-1, NV-CPO, NV-SCPO

INITIAL TRAINING SETTING: FORMAL

CONDITION: Given a medically qualified individual with the prescribed uniform and equipment.

STANDARD: By completing all events and achieving a minimum score of 270 points.

PERFORMANCE STEPS:

1. Conduct Movement to Contact.
2. Conduct Ammunition Lift.
3. Conduct Maneuver Under Fire.

REFERENCES:

1. MCO 1200.17C Military Occupational Specialties Manual
 2. MCO 6100.13 Marine Corps Physical Fitness Program
 3. MCRP 3-02A Marine Physical Readiness Training for Combat
 4. MCWP 2-25 Ground Reconnaissance Operations
-

REC-COND-1003: Execute the Reconnaissance Physical Assessment Test

EVALUATION-CODED: NO SUSTAINMENT INTERVAL: 12 months

MOS PERFORMING: 0307, 0321, 8403, 8427

BILLETS: Recon Man

GRADES: PVT, PFC, LCPL, CPL, SGT, SSGT, GYSGT, MSGT, MGYSGT, 2NDLT, 1STLT, CAPT, MAJ, LTCOL, NV-SN, NV-PO-3, NV-PO-2, NV-PO-1, NV-CPO, NV-SCPO

INITIAL TRAINING SETTING: FORMAL

CONDITION: Given a medically qualified individual with a current Male 1st Class PFT and CFT with the prescribed uniform and equipment.

STANDARD: By completing all events to standard and in sequence within 5 hours.

PERFORMANCE STEPS:

1. Swim: 500 yards- 12:30 minutes
2. Rest- 10:00 minutes
3. Push Ups: 42- 2:00 minutes
4. Rest- 2:00 minutes
5. Sit Ups: 52- 2:00 minutes
6. Rest- 2:00 minutes
7. Pulls Ups: 8
8. Rest- 10:00 minutes
9. Run: 1.5 miles- 11:30 minutes
10. Rest- 30:00 minutes
11. Ruck March: 12 miles- 180 minutes
12. Obstacle Course: Two Evolutions

REFERENCES:

1. MCO 1500.52D Marine Corps Water Survival Training Program (MCWSTP)
2. MCRP 3-02A Marine Physical Readiness Training for Combat
3. MCWP 2-25 Ground Reconnaissance Operations
4. MILPERSMAN 1220-100 Exhibit 1 PT Screening

MISCELLANEOUS:

ADMINISTRATIVE INSTRUCTIONS: 1. NSW PST swim and calisthenics will be conducted in approved swim attire and PT gear. NSW PST swim will be conducted utilizing one of the approved Combat Swimming Strokes. NSW PST run will be completed wearing boots and utility trousers. 2. The ruck march will be completed wearing the camouflage utility uniform with rifle and carrying a load of 50 lbs. 3. Obstacle Course will be completed wearing the camouflage utility uniform. Marine must complete the O-Course twice back-to-back. The O-Course must be completed in a time limit of 4:00 minutes for the first evolution and must complete the O-Course for the second evolution.

REC-COND-1004: Execute the Reconnaissance Aquatic Competency Test

EVALUATION-CODED: NO SUSTAINMENT INTERVAL: 12 months

MOS PERFORMING: 0307, 0321, 8403, 8427

BILLETS: Recon Man

GRADES: PVT, PFC, LCPL, CPL, SGT, SSGT, GYSGT, MSGT, MGYSGT, 2NDLT, 1STLT, CAPT, MAJ, LTCOL, NV-SN, NV-PO-3, NV-PO-2, NV-PO-1, NV-CPO, NV-SCPO

INITIAL TRAINING SETTING: FORMAL

CONDITION: Given a medically qualified individual with a current Male 1st Class PFT and CFT with the prescribed uniform and equipment.

STANDARD: By completing all events to standard.

PERFORMANCE STEPS:

1. 25 meter underwater swim.
2. Tie a Bowline Knot underwater.
3. Tie a Clove Hitch Knot underwater.
4. Tie a Square Knot underwater.
5. Tie a Round turn with two half hitches Knot underwater.
6. Tie a Figure 8 Knot underwater.
7. Bob for five minutes
8. Float for two minutes
9. Travel/swim for 100 meters face down
10. Perform no more than 5 bobs between travel and front flip
11. Perform 1 front flip in a vertical plane
12. Perform no more than 5 bobs between front flip and back flip
13. Perform 1 back flip in a vertical plane
14. Perform no more than 5 bobs between back flip and retrieving a facemask
15. Descend to the bottom of the pool and retrieve a facemask with teeth
16. Ascend to the surface with mask in teeth and bob five times without losing the mask per reference NSWC K-431-0024.
17. Rest- 15:00 Minutes.
18. Walk 25 meters in shallow water pushing or towing gear.
19. Swim 25 meters in deep water pushing or towing gear.
20. Exit water.
21. Enter the water from a height.
22. Orient to surface and clear a breathing space while surfacing.
23. Orient to safety and swim to safety using one or a combination of survival strokes.
24. Execute blouse inflation.
25. Remove boots and retain on person.
26. Execute trouser inflation.
27. Float for 10 minutes.
28. Exit water.
29. Enter water with full combat load.
30. Submerge.
31. Remove combat load.
32. Surface and exit water.

REFERENCES:

1. MCO 1500.52D Marine Corps Water Survival Training Program (MCWSTP)
2. MCWP 2-25 Ground Reconnaissance Operations
3. Naval Special Warfare Course K-431-0024 Performance Evolution Administrators Guide

MISCELLANEOUS:

ADMINISTRATIVE INSTRUCTIONS: 1. Minimum depth of pool is 9 feet and maximum depth is 12 feet. 2. Underwater swim will be conducted wearing authorized swim attire. 3. Underwater knot tying will be conducted in five separate breath holds with no more than 30 seconds on the surface between knot tying. 4. Steps 7-16 will be conducted with hands and feet bound. 5. Steps 18-19 will be conducted in the combat uniform, a full combat load, and a properly waterproofed rucksack. 6. Steps 21-23 will be conducted in the combat uniform. Step 21 will be from a height of 8-10 feet. Step 23 will be a swim of 250 meters. 7. Steps 24-27 will be performed in water deeper than 9 feet. The Marine will perform a (2) minute blouse inflation and an (8) minute trouser inflation in a total of (10) minutes. 8. Steps 29-32 are conducted in the combat uniform with a full combat load. Do not enter water from a raised platform. Head and body may surface; face must be under water while removing the combat load in a time period not to exceed (20) seconds. 9. The combat uniform is defined as blouse, trousers, and boots. The full combat load is defined as flak jacket with ballistic inserts, service rifle, and helmet. 10. Individual Combat Equipment (ICE) and Personal Protective Equipment (PPE) issued from Consolidated Issue Facilities (CIF) or Unit supply Allowances are not authorized for use in the conduct of this qualification and certification occurring in chlorinated swimming pools. All ICE or PPE used for the conduct of this Training or Qualification will clearly be marked as TRAINING USE ONLY. If "TRAINING USE ONLY" equipment is not available, performance steps requiring use of the equipment will be omitted when conducting this task.

RECN-DEMO-1001: Employ pyrotechnics

EVALUATION-CODED: NO

SUSTAINMENT INTERVAL: 12 months

MOS PERFORMING: 0307, 0321, 8403, 8427

BILLETS: Recon Man

GRADES: PVT, PFC, LCPL, CPL, SGT, 2NDLT, 1STLT, CAPT, NV-SN, NV-PO-3, NV-PO-2, NV-PO-1

INITIAL TRAINING SETTING: FORMAL

CONDITION: Given munitions, while wearing a patrolling load.

STANDARD: By supporting the scheme of maneuver and commander's intent.

PERFORMANCE STEPS:

1. Utilize pyrotechnics for signaling
2. Utilize pyrotechnics for marking.
3. Utilize pyrotechnics for screening.
4. Utilize pyrotechnics for immobilizing.
5. Utilize pyrotechnics for destruction.
6. Utilize pyrotechnics for disorientation.
7. Utilize pyrotechnics for dispersion.
8. Utilize pyrotechnics for early warning.

REFERENCES:

1. FM 3-23.30 Grenades and Pyrotechnic Signals

SUPPORT REQUIREMENTS:

ORDNANCE:

<u>DODIC</u>	<u>Quantity</u>
G945 Grenade, Hand Yellow Smoke M18	1 grenades per Marine
GG09 Grenade M84, Stun/Diversiory Flash	1 grenades per Marine
L307 Signal, Illumination Ground White St	1 signals per Marine
L312 Signal, Illumination Ground White St	1 signals per Marine
L495 Flare, Surface Trip M49 Series	1 flares per Marine
L594 Simulator, Projectile Ground Burst M	1 Simulator per Marine
L596 Simulator, Artillery Flash M110	1 Simulator per Marine
L598 Simulator, Explosive Booby Trap Flas	1 Simulator per Marine
L599 Simulator, Explosive Booby Trap Illu	1 Simulator per Marine

RANGE/TRAINING AREA: Facility Code 17410 Maneuver/Training Area, Light Forces

OTHER SUPPORT REQUIREMENTS: Weapons: Munitions/Demolitions

MISCELLANEOUS:

ADMINISTRATIVE INSTRUCTIONS: This task allows the user to select the munitions needed for the mission. All DODICs are not required to train to standard.

RECN-DEMO-1002: Engage a target with an M67 fragmentation grenade

EVALUATION-CODED: NO SUSTAINMENT INTERVAL: 12 months

MOS PERFORMING: 0307, 0321, 8403, 8427

BILLETS: Recon Man

GRADES: PVT, PFC, LCPL, CPL, SGT, SSGT, GYSGT, 2NDLT, 1STLT, CAPT, NV-SN, NV-PO-3, NV-PO-2, NV-PO-1

INITIAL TRAINING SETTING: FORMAL

CONDITION: Given an M67 fragmentation grenade and target, while wearing a fighting load.

STANDARD: By achieving impact within the effective casualty radius of the grenade.

PERFORMANCE STEPS:

1. Remove grenade from pouch.
2. Inspect grenade for defects.
3. Estimate range to target.
4. Prepare the grenade for throwing.
5. Assume grenade throwing position.
6. Throw the grenade.
7. Take cover.

REFERENCES:

1. FM 3-23.30 Grenades and Pyrotechnic Signals

SUPPORT REQUIREMENTS:

ORDNANCE:

<u>DODIC</u>	<u>Quantity</u>
G811 Grenade, Hand Practice Body M69	3 grenades per Marine
G874 Fuze, Hand Grenade M201A1/M201A1-1	3 fuzes per Marine
G881 Grenade, Hand Fragmentation M67	1 grenades per Marine

RANGE/TRAINING AREA: Facility Code 17810 Live Hand Grenade Range

OTHER SUPPORT REQUIREMENTS: Grenade pit with stationary targets at 20 to 40 meters Weapons: Munitions/Demolitions

RECN-DEMO-1003: Emplace an M18A1 Claymore Mine

EVALUATION-CODED: NO **SUSTAINMENT INTERVAL:** 12 months

MOS PERFORMING: 0307, 0321, 8403, 8427

BILLETS: Recon Man

GRADES: PVT, PFC, LCPL, CPL, SGT, SSGT, GYSGT, 2NDLT, 1STLT, CAPT, NV-SN, NV-PO-3, NV-PO-2, NV-PO-1

INITIAL TRAINING SETTING: FORMAL

CONDITION: Given an M18A1 Claymore mine and sector of fire, while wearing a fighting load.

STANDARD: By ensuring the sector of fire is covered.

PERFORMANCE STEPS:

1. Inspect the claymore and components.
2. Test firing components.

3. Position the claymore to cover sector of fire.
4. Recover the mine.
5. Repack the mine and its accessories into their respective pockets in the bandoleer.

REFERENCES:

1. FM 23-23 Antipersonnel Mine M18A1 Claymore

SUPPORT REQUIREMENTS:

ORDNANCE:

<u>DODIC</u>	<u>Quantity</u>
K139 Mine, Antipersonnel Practice M68 wit	1 mines per Marine
K143 Mine, Antipersonnel M18A1 with M57 F	1 mines per Marine

RANGE/TRAINING AREA:

Facility Code 17830 Light Demolition Range
Facility Code 17905 Mine Warfare Area

OTHER SUPPORT REQUIREMENTS: Expenditure of ammunition is not required.
K144 MINE, APERS, M18, INERT may also be used to standard. Weapons:
Munitions/Demolitions

RECEN-DEMO-1004: Construct an electric initiation set

EVALUATION-CODED: NO **SUSTAINMENT INTERVAL:** 12 months

MOS PERFORMING: 0307, 0321, 8403, 8427

BILLETS: Recon Man

GRADES: PVT, PFC, LCPL, CPL, SGT, 2NDLT, 1STLT, CAPT, NV-SN, NV-PO-3, NV-PO-2, NV-PO-1

INITIAL TRAINING SETTING: FORMAL

CONDITION: Given an electric blasting cap, firing wire, a test set, cap crimpers, and a blasting machine, while wearing a fighting load.

STANDARD: To prime a charge.

PERFORMANCE STEPS:

1. Test the blasting machine.
2. Test the tester.
3. Test the firing wire (spooled and unspooled).
4. Test electric blasting cap.
5. Shunt electric blasting cap to the firing wire.
6. Test completed circuit.

REFERENCES:

1. FM 5-250 Explosives and Demolitions
2. MCRP 3-17A Engineer Field Data (FM 5-34)

3. NAVSEASWO 60-AA-MMA-010 Demolition Materials

SUPPORT REQUIREMENTS:

ORDNANCE:

<u>DODIC</u>	<u>Quantity</u>
M098 Cap, Blasting Electric Inert	1 blasting caps per Marine
M130 Cap, Blasting Electric M6	1 blasting caps per Marine

RANGE/TRAINING AREA: Facility Code 17830 Light Demolition Range

OTHER SUPPORT REQUIREMENTS: Demolition Range. Weapons:
Munitions/Demolitions Blasting machine, continuity tester, and firing wire.

MISCELLANEOUS:

ADMINISTRATIVE INSTRUCTIONS: This event can be conducted in conjunction with any demolition construction task to serve as a required initiation set for that charge.

RECN-DEMO-1005: Construct a non-electric initiation set

EVALUATION-CODED: NO SUSTAINMENT INTERVAL: 12 months

MOS PERFORMING: 0307, 0321, 8403, 8427

BILLETS: Recon Man

GRADES: PVT, PFC, LCPL, CPL, SGT, 2NDLT, 1STLT, CAPT, NV-SN, NV-PO-3, NV-PO-2, NV-PO-1

INITIAL TRAINING SETTING: FORMAL

CONDITION: Given a non-electric blasting cap, time fuse, a fuse igniter, and cap crimpers, while wearing a fighting load.

STANDARD: To prime a charge.

PERFORMANCE STEPS:

1. Determine burn rate.
2. Cut appropriate amount of time fuse.
3. Attach fuse igniter.
4. Crimp blasting cap to time fuse.

REFERENCES:

1. FM 5-250 Explosives and Demolitions
2. MCRP 3-17A Engineer Field Data (FM 5-34)
3. NAVSEASWO 60-AA-MMA-010 Demolition Materials

SUPPORT REQUIREMENTS:

ORDNANCE:

<u>DODIC</u>	<u>Quantity</u>
M097 CAP, BLST (INERT) 30	1 blasting caps per Marine
M131 Cap, Blasting Non-Electric M7	1 blasting caps per Marine
M670 Fuse, Blasting Time M700	10 FT per Marine
M766 Igniter, M60 for Time Blasting Fuse	1 igniters per Marine

RANGE/TRAINING AREA: Facility Code 17830 Light Demolition Range

MISCELLANEOUS:

ADMINISTRATIVE INSTRUCTIONS: This event can be conducted in conjunction with any demolition construction task to serve as a required initiation set for that charge.

REC-N-DEMO-1006: Clear an electrical initiation set misfire

EVALUATION-CODED: NO SUSTAINMENT INTERVAL: 12 months

MOS PERFORMING: 0307, 0321, 8403, 8427

BILLETS: Recon Man

GRADES: PVT, PFC, LCPL, CPL, SGT, 2NDLT, 1STLT, CAPT, NV-SN, NV-PO-3, NV-PO-2, NV-PO-1

INITIAL TRAINING SETTING: FORMAL

CONDITION: Given an unexploded charge primed with an electric initiation set, a test set, and a blasting machine, while wearing a fighting load.

STANDARD: By ensuring detonation of the charge(s).

PERFORMANCE STEPS:

1. Make another attempt to initiate the charge
2. Check the wire connections, blasting machine, and power source
3. Use the secondary firing system, when present
4. Disconnect the blasting machine or power source, and test the blasting circuit. Check the continuity of the firing wire with a circuit tester
5. Use another blasting machine or power source and attempt to fire the demolition again, or change operators
6. Disconnect the blasting machine, shunt wires, and investigate immediately when employing only one electrical initiation system. When employing more than one electrical initiation system, wait 30 minutes before inspecting. (Tactical conditions may require an investigation before the 30-minute limit.)
7. Inspect the entire circuit for wire breaks or short circuits
8. If unable to correct the misfire, place a primed, 1 pound charge against the misfired charge and detonate it.

REFERENCES:

1. FM 5-250 Explosives and Demolitions
2. MCRP 3-17A Engineer Field Data (FM 5-34)

3. NAVSEASWO 60-AA-MMA-010 Demolition Materials

SUPPORT REQUIREMENTS:

ORDNANCE:

<u>DODIC</u>	<u>Quantity</u>
M032 Charge, Demolition Block TNT 1-Pound	2 charges per Marine
M098 Cap, Blasting Electric Inert	1 blasting caps per Marine
M098 Cap, Blasting Electric Inert	1 blasting caps per Marine
M131 Cap, Blasting Non-Electric M7	1 blasting caps per Marine
M670 Fuse, Blasting Time M700	7 FT per Marine
M766 Igniter, M60 for Time Blasting Fuse	1 igniters per Marine

RANGE/TRAINING AREA: Facility Code 17830 Light Demolition Range

OTHER SUPPORT REQUIREMENTS: 1. Demolitions range. 2. Blasting machine, continuity tester, and firing wire.

MISCELLANEOUS:

ADMINISTRATIVE INSTRUCTIONS: Do not attempt to remove or handle an electric blasting cap if you suspect it is the problem. Place a primed, 1-pound charge next to the misfired charge and detonate the new charge.

REC-N-DEMO-1007: Clear a non-electric initiation set misfire

EVALUATION-CODED: NO SUSTAINMENT INTERVAL: 12 months

MOS PERFORMING: 0307, 0321, 8403, 8427

BILLETS: Recon Man

GRADES: PVT, PFC, LCPL, CPL, SGT, 2NDLT, 1STLT, CAPT, NV-SN, NV-PO-3, NV-PO-2, NV-PO-1

INITIAL TRAINING SETTING: FORMAL

CONDITION: Given an unexploded charge primed with a non-electric initiation set and 1 pound primed charge, while wearing a fighting load.

STANDARD: By ensuring sympathetic detonation of the charge.

PERFORMANCE STEPS:

1. Wait 60 minutes from estimated time of detonation.
2. If unable to correct the misfire, place a primed, 1 pound charge against the misfired charge and detonate it.

REFERENCES:

1. FM 5-250 Explosives and Demolitions
2. MCRP 3-17A Engineer Field Data (FM 5-34)
3. NAVSEASWO 60-AA-MMA-010 Demolition Materials

SUPPORT REQUIREMENTS:

ORDNANCE:

<u>DODIC</u>	<u>Quantity</u>
M032 Charge, Demolition Block TNT 1-Pound	2 charges per Marine
M097 CAP, BLST (INERT) 30	1 blasting caps per Marine
M131 Cap, Blasting Non-Electric M7	3 blasting caps per Marine
M456 Cord, Detonating PETN Type I Class E	5 FT per Marine
M670 Fuse, Blasting Time M700	30 FT per Marine
M766 Igniter, M60 for Time Blasting Fuse	2 igniters per Marine

RANGE/TRAINING AREA: Facility Code 17830 Light Demolition Range

OTHER SUPPORT REQUIREMENTS: Demolitions range

RECN-DEMO-1008: Construct a single detonation cord firing-system

EVALUATION-CODED: NO

SUSTAINMENT INTERVAL: 12 months

MOS PERFORMING: 0307, 0321, 8403, 8427

BILLETS: Recon Man

GRADES: PVT, PFC, LCPL, CPL, SGT, 2NDLT, 1STLT, CAPT, NV-SN, NV-PO-3, NV-PO-2, NV-PO-1

INITIAL TRAINING SETTING: FORMAL

CONDITION: Given detonating cord, an initiation set, and explosive charges, while wearing a fighting load.

STANDARD: By constructing a single firing system.

PERFORMANCE STEPS:

1. Cut detonation cord.
2. Attach branch lines.
3. Prime charge.

REFERENCES:

1. FM 5-250 Explosives and Demolitions
2. MCRP 3-17A Engineer Field Data (FM 5-34)
3. NAVSEASWO 60-AA-MMA-010 Demolition Materials

SUPPORT REQUIREMENTS:

ORDNANCE:

<u>DODIC</u>	<u>Quantity</u>
M097 CAP, BLST (INERT) 30	2 blasting caps per Marine
M131 Cap, Blasting Non-Electric M7	1 blasting caps per Marine
M456 Cord, Detonating PETN Type I Class E	50 FT per Marine
M670 Fuse, Blasting Time M700	10 FT per Marine
M766 Igniter, M60 for Time Blasting Fuse	2 igniters per Marine

RANGE/TRAINING AREA: Facility Code 17830 Light Demolition Range

OTHER SUPPORT REQUIREMENTS: Demolitions range

MISCELLANEOUS:

ADMINISTRATIVE INSTRUCTIONS: Inert materials would enhance live fire training.

REC-GRND-1001: Execute duties within a reconnaissance patrol

EVALUATION-CODED: NO SUSTAINMENT INTERVAL: 12 months

MOS PERFORMING: 0307, 0321, 8403, 8427

BILLETS: Recon Man

GRADES: PVT, PFC, LCPL, CPL, SGT, 2NDLT, 1STLT, CAPT, NV-SN, NV-PO-3, NV-PO-2, NV-PO-1

INITIAL TRAINING SETTING: FORMAL

CONDITION: Given a mission, individual weapon, and required equipment, while acting as a member of a reconnaissance patrol, and wearing a fighting load.

STANDARD: By gaining access to the environment, persisting within the operational area, maintaining security, reacting appropriately to the enemy situation, and accomplishing the assigned mission.

PERFORMANCE STEPS:

1. Execute the duties of the point man.
2. Execute the duties of the scout.
3. Execute the duties of the Team Leader.
4. Execute the duties of the Assistant Team Leader.
5. Execute the duties of the field radio operator.
6. Execute the duties of the assistant radio operator.
7. Execute duties as a member of a sub element.

REFERENCES:

1. FM 3-20.98 Reconnaissance Platoon
 2. FM 7-93 Long Range Surveillance Unit Operations
 3. MCWP 3-11.3 Scouting and Patrolling
 4. SH 21-76 Ranger Handbook
-

REC-GRND-1002: Perform individual movement techniques while patrolling

EVALUATION-CODED: NO SUSTAINMENT INTERVAL: 12 months

MOS PERFORMING: 0307, 0321, 8403, 8427

BILLETS: Recon Man

GRADES: PVT, PFC, LCPL, CPL, SGT, 2NDLT, 1STLT, CAPT, NV-SN, NV-PO-3, NV-PO-2, NV-PO-1

INITIAL TRAINING SETTING: FORMAL

CONDITION: Given an individual weapon, as a member of a unit, while wearing a fighting load.

STANDARD: By clandestinely infiltrating and exfiltrating from an objective.

PERFORMANCE STEPS:

1. Camouflage self.
2. Camouflage weapons and equipment.
3. Insert into the objective area.
4. Maintain noise and light discipline.
5. Navigate/patrol to within the designated range of the target using proper techniques.
6. Negotiate obstacles.
7. Conduct actions on the objective.
8. Withdraw from the objective area.
9. Extract from objective area.

REFERENCES:

1. MCWP 3-11.2 Marine Rifle Squad
2. MCWP 3-11.3 Scouting and Patrolling
3. MCWP 3-15.3 Scout Sniping
4. SH 21-76 Ranger Handbook

SUPPORT REQUIREMENTS:

RANGE/TRAINING AREA: Facility Code 17410 Maneuver/Training Area, Light Forces

REC-GRND-1003: Perform individual actions in a recon patrol

EVALUATION-CODED: NO

SUSTAINMENT INTERVAL: 12 months

MOS PERFORMING: 0307, 0321, 8403, 8427

BILLETS: Recon Man

GRADES: PVT, PFC, LCPL, CPL, SGT, 2NDLT, 1STLT, CAPT, NV-SN, NV-PO-3, NV-PO-2, NV-PO-1

INITIAL TRAINING SETTING: FORMAL

CONDITION: Given a patrol order, assigned weapon, and an assignment in a patrol, while wearing a fighting load.

STANDARD: Fulfill role in assigned billet without compromising the integrity of the patrol.

PERFORMANCE STEPS:

1. Assist in Planning.
2. Prepare for the patrol.
3. Participate in inspections and rehearsals.
4. Perform actions during passage of lines.
5. Perform duties required in assigned billet during patrol.
6. Perform actions at halts.
7. Perform actions at danger areas.
8. Occupy rally points.
9. Perform immediate action drills.
10. Perform actions in re-entry of friendly lines.
11. Disseminate information.
12. Participate in debrief.

REFERENCES:

1. FMFM 6-4 Marine Rifle Company/Platoon
 2. MCWP 3-11.2 Marine Rifle Squad
 3. MCWP 3-11.3 Scouting and Patrolling
 4. SH 21-76 Ranger Handbook
-

RECN-GRND-1004: Perform immediate actions as a member of a recon patrol upon contact with the enemy

EVALUATION-CODED: NO

SUSTAINMENT INTERVAL: 12 months

MOS PERFORMING: 0307, 0321, 8403, 8427

BILLETS: Recon Man

GRADES: PVT, PFC, LCPL, CPL, SGT, 2NDLT, 1STLT, CAPT, NV-SN, NV-PO-3, NV-PO-2, NV-PO-1

INITIAL TRAINING SETTING: FORMAL

CONDITION: Given a patrol order, assigned weapon, and an assignment in a patrol, while wearing a fighting load.

STANDARD: By eliminating the threat and/or breaking contact.

PERFORMANCE STEPS:

1. Perform individual actions during an immediate halt
2. Perform individual actions during air observation
3. Perform individual actions during air attack
4. Perform individual actions during a hasty ambush
5. Perform individual actions during an immediate assault
6. Perform individual actions during a chance contact
7. Perform individual actions during a near-counter-ambush
8. Perform individual actions during a far-counter-ambush
9. Perform individual actions upon contact with a booby trap

10. Perform individual actions while crossing a danger area
11. Perform individual actions during an indirect fire attack
12. Perform individual actions during contact with a sniper
13. Perform individual actions during a break out from a static position

REFERENCES:

1. FMFM 6-4 Marine Rifle Company/Platoon
2. MCWP 3-11.2 Marine Rifle Squad
3. MCWP 3-11.3 Scouting and Patrolling
4. SH 21-76 Ranger Handbook

SUPPORT REQUIREMENTS:

ORDNANCE:

<u>DODIC</u>	<u>Quantity</u>
A059 Cartridge, 5.56mm Ball M855 10/Clip	480 cartridges per weapon
A063 Cartridge, 5.56mm Tracer M856 Single	160 cartridges per weapon
A064 Cartridge, 5.56mm 4 Ball M855/1 Trac	1600 cartridges per weapon
A075 Cartridge, 5.56mm Blank M200 Linked	1600 cartridges per weapon
A080 Cartridge, 5.56mm Blank M200 Single	480 cartridges per weapon
B508 Cartridge, 40mm Green Smoke Ground M	16 cartridges per weapon
B509 Cartridge, 40mm Yellow Smoke Ground	16 cartridges per weapon
B519 Cartridge, 40mm Target Practice M781	40 cartridges per weapon
B546 Cartridge, 40mm HEDP M433	40 cartridges per weapon
G811 Grenade, Hand Practice Body M69	2 grenades per Marine
G811 Grenade, Hand Practice Body M69	2 grenades per Marine
G878 Fuze, Hand Grenade Practice M228	4 fuzes per Marine
G881 Grenade, Hand Fragmentation M67	2 grenades per Marine
G930 Grenade, Hand Smoke HC AN-M8	8 grenades per Marine
G940 Grenade, Hand Green Smoke M18	16 grenades per Team
G950 Grenade, Hand Red Smoke M18	16 grenades per Team
K143 Mine, Antipersonnel M18A1 with M57 F	3 mines per Team
L312 Signal, Illumination Ground White St	16 signals per Team
L314 Signal, Illumination Ground Green St	16 signals per Team

RANGE/TRAINING AREA:

Facility Code 17410 Maneuver/Training Area, Light Forces
Facility Code 17430 Impact Area Dudded
Facility Code 17581 Machine Gun Field Fire Range
Facility Code 17710 Multipurpose Training Range (MPTR)
Facility Code 17730 Fire And Movement Range

UNITS/PERSONNEL: Certified range safety and medical personnel are required.

MISCELLANEOUS:

ADMINISTRATIVE INSTRUCTIONS: Sustainment requires three iterations per training interval. The above ammunition requirement reflects those amounts required per iteration.

REC-GRND-1005: Maintain a tactical vehicle as a member of a recon patrol

EVALUATION-CODED: NO **SUSTAINMENT INTERVAL:** 12 months

MOS PERFORMING: 0307, 0321, 8403, 8427

BILLETS: Recon Man

GRADES: PVT, PFC, LCPL, CPL, SGT, 2NDLT, 1STLT, CAPT, NV-SN, NV-PO-3, NV-PO-2, NV-PO-1

INITIAL TRAINING SETTING: FORMAL

CONDITION: Given a mission, tactical vehicle, recon team, and mission essential gear fulfill role in assigned billet.

STANDARD: By ensuring the recon team is prepared for the assigned mission.

PERFORMANCE STEPS:

1. Inspect tactical vehicle.
2. Perform operator maintenance.
3. Prepare vehicle for assigned mission.
4. Change a tire.
5. Rig for tow.

REFERENCES:

1. TM 92320-280-10 Technical Manuals for Highly Mobile Multi-Wheeled Vehicle (HMMWV)
 2. TTECG/MAWTS-1 Convoy Battle Skills Handbook
-

REC-GRND-1006: Perform individual actions from a vehicle as a member of a recon patrol

EVALUATION-CODED: NO **SUSTAINMENT INTERVAL:** 12 months

MOS PERFORMING: 0307, 0321, 8403, 8427

BILLETS: Recon Man

GRADES: PVT, PFC, LCPL, CPL, SGT, 2NDLT, 1STLT, CAPT, NV-SN, NV-PO-3, NV-PO-2, NV-PO-1

INITIAL TRAINING SETTING: FORMAL

CONDITION: Given a scenario, vehicle, and assigned weapon, as a member of a recon element, while wearing a fighting load.

STANDARD: Fulfill role in assigned billet without compromising the integrity of the patrol.

PERFORMANCE STEPS:

1. Mount a vehicle

2. Mount a weapon system
3. Cover sectors of fire
4. Perform individual actions during a security halt
5. Camouflage the vehicle
6. Complete range card
7. Perform individual actions in reaction to improvised explosive devices
8. Perform individual actions during enemy contact
9. Dismount a vehicle

REFERENCES:

1. MCRP 4-11.3F Convoy Operations Handbook
2. USSOCOM Combat Convoy Handbook

MISCELLANEOUS:

ADMINISTRATIVE INSTRUCTIONS: Some of these performance steps can be trained to standard through the use of the Virtual Battlefield System 1 (VBS1) or Combat Convoy Simulator (CCS).

RECN-GRND-1007: Determine the error in a Lensatic Compass

EVALUATION-CODED: NO **SUSTAINMENT INTERVAL:** 12 months

MOS PERFORMING: 0307, 0321, 8403, 8427

BILLETS: Recon Man

GRADES: PVT, PFC, LCPL, CPL, SGT, 2NDLT, 1STLT, CAPT, NV-SN, NV-PO-3, NV-PO-2, NV-PO-1

INITIAL TRAINING SETTING: FORMAL

CONDITION: Given a Lensatic compass, a surveyed point with a level platform, an azimuth marker, and a surveyed known direction.

STANDARD: Within three (3) degrees.

PERFORMANCE STEPS:

1. Place compass at survey point
2. Remove all magnetic attractions
3. Sight in on azimuth marker
4. Calculate error
5. Record error on compass

REFERENCES:

1. FM 3-25.26 Map Reading and Land Navigation

RECN-GRND-1008: Navigate with a compass

EVALUATION-CODED: NO **SUSTAINMENT INTERVAL:** 12 months

MOS PERFORMING: 0307, 0321, 8403, 8427

BILLETS: Recon Man

GRADES: PVT, PFC, LCPL, CPL, SGT, 2NDLT, 1STLT, CAPT, NV-SN, NV-PO-3, NV-PO-2, NV-PO-1

INITIAL TRAINING SETTING: FORMAL

CONDITION: Given a route card, Lensatic compass, and designated points, while wearing a fighting load.

STANDARD: By arriving at the designated checkpoint within the mission timeline.

PERFORMANCE STEPS:

1. Determine pace count
2. Hold the Lensatic compass level
3. Rotate the bezel ring until the luminous line is over the fixed black index line
4. Divide the desired azimuth by 3 to determine the number of clicks to rotate the bezel ring
5. Rotate the bezel ring to the left the appropriate number of clicks
6. Assume the center-hold position
7. Rotate your body until the north-seeking arrow is aligned with the luminous line
8. Proceed forward in the direction of the front cover's sighting wire
9. Maintain alignment of the luminous line and north-seeking arrow until the desired distance has been traversed
10. Bypass obstacle as required
11. Perform deliberate offset as required

REFERENCES:

1. FM 3-25.26 Map Reading and Land Navigation

SUPPORT REQUIREMENTS:

RANGE/TRAINING AREA: Facility Code 17412 Land Navigation Course

OTHER SUPPORT REQUIREMENTS: Maneuver/Training area

REC-GRND-1009: Navigate with a map and compass

EVALUATION-CODED: NO SUSTAINMENT INTERVAL: 12 months

MOS PERFORMING: 0307, 0321, 8403, 8427

BILLETS: Recon Man

GRADES: PVT, PFC, LCPL, CPL, SGT, 2NDLT, 1STLT, CAPT, NV-SN, NV-PO-3, NV-PO-2, NV-PO-1

INITIAL TRAINING SETTING: FORMAL

CONDITION: Given a military topographic map, protractor, and objective.

STANDARD: By arriving at the objective within the mission timeline.

PERFORMANCE STEPS:

1. Identify the following marginal information found on a topographical map: declination diagram, bar scale, contour interval, note and legend
2. Identify the three types of contour lines found on a topographical map
3. Identify the ten terrain features found on a topographical map
4. Identify the six colors used on a topographical map, and what they represent
5. Plot a point on a map using the protractor
6. Determine the six-digit grid coordinate of a specific point on a map
7. Determine the straight line and/or curved line distance between two points on a map
8. Determine a back azimuth
9. Determine the grid azimuth between two points on a map
10. Convert a grid azimuth to a magnetic azimuth using the notes that appear in conjunction with the declination diagram
11. Convert a magnetic azimuth to a grid azimuth using the notes that appear in conjunction with the declination diagram
12. Orient a map using terrain association
13. Locate an unknown point by intersection and resection
14. Navigate to objective(s)

REFERENCES:

1. FM 3-25.26 Map Reading and Land Navigation

MISCELLANEOUS:

ADMINISTRATIVE INSTRUCTIONS: Ensure the military aspects of terrain are identified.

RECN-GRND-1010: Navigate utilizing a Global Positioning System (GPS)

EVALUATION-CODED: NO

SUSTAINMENT INTERVAL: 12 months

MOS PERFORMING: 0307, 0321, 8403, 8427

BILLETS: Recon Man

GRADES: PVT, PFC, LCPL, CPL, SGT, 2NDLT, 1STLT, CAPT, NV-SN, NV-PO-3, NV-PO-2, NV-PO-1

INITIAL TRAINING SETTING: FORMAL

CONDITION: Given a map, protractor, designated objectives, a SASM compliant global positioning system and accessories, while wearing a fighting load.

STANDARD: By arriving at the objective within the mission timeline.

PERFORMANCE STEPS:

1. Prepare GPS equipment for use.
2. Determine current location.
3. Determine desired location.
4. Insert Waypoints.
5. Use Waypoints GOTO Navigation.
6. Navigate route.
7. Store a Track Log.

REFERENCES:

1. FM 3-25.26 Map Reading and Land Navigation
 2. TM 09880C-0R Operator's Guide, DAGR Operator's Pocket Guide
 3. TM 11-5825-291-13 Operator and Maintenance Manual For Satellite Signal Navigation Set AN/PSN-11
-

RECN-GRND-1011: Perform Digital Navigation Techniques

EVALUATION-CODED: NO **SUSTAINMENT INTERVAL:** 12 months

MOS PERFORMING: 0307, 0321, 8403, 8427

BILLETS: Recon Man

GRADES: PVT, PFC, LCPL, CPL, SGT, 2NDLT, 1STLT, CAPT, NV-SN, NV-PO-3, NV-PO-2, NV-PO-1

INITIAL TRAINING SETTING: FORMAL

CONDITION: Given a mission, field computing device (FCD), current mapping software, digital maps, imagery, and GPS equipment.

STANDARD: To infiltrate and exfiltrate from an area following planned routes.

PERFORMANCE STEPS:

1. Set up Field Computing Device for tactical navigation.
2. Utilize basic functions of current mapping software.
3. Interface map data with current mapping software.
4. Create separate overlays for desired functions.
5. Modify separate overlays for desired functions.
6. Plan a tactical route for operations.
7. Utilize coordinate conversion.
8. Create photo scale.
9. Utilize a grid reference graphic.
10. Disseminate planned route to Global Positioning Systems as required.
11. Determine current location.
12. Determine desired location.
13. Navigate route using live track feed.
14. Download GPS track to mapping software.

REFERENCES:

1. FM 3-25.26 Map Reading and Land Navigation

2. MCWP 2-25 Ground Reconnaissance Operations
3. MCWP 3-15.3 Scout Sniping

SUPPORT REQUIREMENTS:

RANGE/TRAINING AREA:

Facility Code 17410 Maneuver/Training Area, Light Forces
Facility Code 17412 Land Navigation Course
Facility Code 17961 Combat In Cities Facility
Facility Code 17962 MOUT Collective Training Facility (Small)

ROOMS/BUILDINGS: If conducting urban operations.

RECN-GRND-1012: Establish a Patrol Base

EVALUATION-CODED: NO

SUSTAINMENT INTERVAL: 12 months

MOS PERFORMING: 0307, 0321, 8403, 8427

BILLETS: Recon Man

GRADES: PVT, PFC, LCPL, CPL, SGT, 2NDLT, 1STLT, CAPT, NV-SN, NV-PO-3, NV-PO-2, NV-PO-1

INITIAL TRAINING SETTING: FORMAL

CONDITION: Given a mission, individual weapon, and required equipment, while acting as a member of a reconnaissance patrol, and wearing a fighting load.

STANDARD: By gaining access to the environment, persisting within the operational area, maintaining security, reacting appropriately to the enemy situation, and accomplishing the assigned mission.

PERFORMANCE STEPS:

1. Select an area that avoids compromise and detection by the enemy.
2. Reconnoiter the area before occupation by the main force.
3. Occupy the patrol base location.
4. Prepare a security plan that is feasible to include contingency plans.
5. Maintain noise and light discipline.
6. Conduct priorities of work per the patrol order.
7. Maintain communications and report.
8. Sterilize the area upon patrol movement/withdrawal.

REFERENCES:

1. FM 3-05.204 Special Forces Special Reconnaissance
2. FM 31-20-5 Special Reconnaissance Tactics, Techniques and Procedures for Special Forces
3. SH 21-76 Ranger Handbook

SUPPORT REQUIREMENTS:

RANGE/TRAINING AREA:

Facility Code 17410 Maneuver/Training Area, Light Forces
Facility Code 17961 Combat In Cities Facility
Facility Code 17962 MOUT Collective Training Facility (Small)

RECN-GRND-1013: Establish an Observation Post (OP)

EVALUATION-CODED: NO SUSTAINMENT INTERVAL: 12 months

MOS PERFORMING: 0307, 0321, 8403, 8427

BILLETS: Recon Man

GRADES: PVT, PFC, LCPL, CPL, SGT, 2NDLT, 1STLT, CAPT, NV-SN, NV-PO-3, NV-PO-2, NV-PO-1

INITIAL TRAINING SETTING: FORMAL

CONDITION: Given a mission, individual weapon, and required equipment, while acting as a member of a reconnaissance patrol, and wearing a fighting load.

STANDARD: By gaining access to the environment, persisting within the operational area, maintaining security, reacting appropriately to the enemy situation, and accomplishing the assigned mission.

PERFORMANCE STEPS:

1. Select position.
2. Reconnoiter the area before occupation by the OP element.
3. Occupy the OP.
4. Establish security.
5. Setup required equipment.
6. Demonstrate noise and light discipline.
7. Ensure position is camouflaged to avoid detection from air or ground observations.
8. Conduct observation.
9. Maintain communications and report.
10. Sterilize OP upon withdrawal.

REFERENCES:

1. FM 3-05.204 Special Forces Special Reconnaissance
2. FM 31-20-5 Special Reconnaissance Tactics, Techniques and Procedures for Special Forces
3. M350-6 Special Operations Infiltration/Exfiltration Operations
4. MCWP 2-25 Ground Reconnaissance Operations
5. MCWP 3-11.3 Scouting and Patrolling

SUPPORT REQUIREMENTS:

RANGE/TRAINING AREA:

Facility Code 17410 Maneuver/Training Area, Light Forces
Facility Code 17961 Combat In Cities Facility
Facility Code 17962 MOUT Collective Training Facility (Small)

REC-GRND-1014: Analyze tracks

EVALUATION-CODED: NO

SUSTAINMENT INTERVAL: 12 months

MOS PERFORMING: 0307, 0321, 8403, 8427

BILLETS: Recon Man

GRADES: PVT, PFC, LCPL, CPL, SGT, 2NDLT, 1STLT, CAPT, NV-SN, NV-PO-3, NV-PO-2, NV-PO-1

INITIAL TRAINING SETTING: FORMAL

CONDITION: Given a mission and an area that contains tracks, an individual weapon, while wearing a fighting load.

STANDARD: By determining indicators of a sign/spoor.

PERFORMANCE STEPS:

1. Establish security.
2. Identify a track is present.
3. Safeguard sign by ensuring area does not get contaminated.
4. Identify the dynamics of a sign.
5. Determine significance of sign.
6. Record the sign/spoor by sketching and/or photographing.
7. Inspect area for other sign action indicators.
8. Report information to higher headquarters.

SUPPORT REQUIREMENTS:

RANGE/TRAINING AREA: Facility Code 17410 Maneuver/Training Area, Light Forces

REC-GRND-1015: Exploit a track

EVALUATION-CODED: NO

SUSTAINMENT INTERVAL: 12 months

MOS PERFORMING: 0307, 0321, 8403, 8427

BILLETS: Recon Man

GRADES: PVT, PFC, LCPL, CPL, SGT, 2NDLT, 1STLT, CAPT, NV-SN, NV-PO-3, NV-PO-2, NV-PO-1

INITIAL TRAINING SETTING: FORMAL

CONDITION: Given an area that contains tracks, an individual weapon, while wearing a fighting load.

STANDARD: To gain contact with the enemy or gather actionable information.

PERFORMANCE STEPS:

1. Analyze tracks.
2. Report information obtained to higher headquarters.
3. Determine course of action.
4. Task organize unit.
5. Brief personnel.
6. Follow tracks.
7. Reacquire tracks as needed.
8. Modify tactical formation as needed.
9. Report information as a result of ongoing analysis.

REFERENCES:

1. MCWL 3-35.3X Combat Hunter
-

REC-GRND-1016: Employ anti-tracking techniques

EVALUATION-CODED: NO **SUSTAINMENT INTERVAL:** 12 months

MOS PERFORMING: 0307, 0321, 8403, 8427

BILLETS: Recon Man

GRADES: PVT, PFC, LCPL, CPL, SGT, 2NDLT, 1STLT, CAPT, NV-SN, NV-PO-3, NV-PO-2, NV-PO-1

INITIAL TRAINING SETTING: FORMAL

CONDITION: Given a unit conducting a tactical movement.

STANDARD: To mitigate the enemy's ability to track or obtain actionable information on the unit.

PERFORMANCE STEPS:

1. Determine type of counter measure to employ.
2. Employ passive counter measures (cover tracks, false trails, etc.).
3. Employ active counter measures (Booby trap, Ambush, etc.).
4. Report information to higher headquarters as required.

REFERENCES:

1. MCWL 3-35.3X Combat Hunter
-

REC-GRND-1017: Counter a unit employing anti-tracking techniques

EVALUATION-CODED: NO **SUSTAINMENT INTERVAL:** 12 months

MOS PERFORMING: 0307, 0321, 8403, 8427

BILLETS: Recon Man

GRADES: PVT, PFC, LCPL, CPL, SGT, 2NDLT, 1STLT, CAPT, NV-SN, NV-PO-3, NV-PO-2, NV-PO-1

INITIAL TRAINING SETTING: FORMAL

CONDITION: Given a unit that is exploiting tracks.

STANDARD: To mitigate the enemy's counter measures.

PERFORMANCE STEPS:

1. Identify anti-tracking techniques being employed.
2. Report information to higher headquarters when needed.
3. React to enemy contact as needed.
4. Overcome passive counter measures (Covering tracks, false trails, etc.).
5. Defeat active counter measures (Booby trap, ambush, etc.).
6. Continue exploitation.

REFERENCES:

1. MCWL 3-35.3X Combat Hunter
-

RECN-GRND-1018: Participate as a member of a tracking team

EVALUATION-CODED: NO

SUSTAINMENT INTERVAL: 12 months

MOS PERFORMING: 0307, 0321, 8403, 8427

BILLETS: Recon Man

GRADES: PVT, PFC, LCPL, CPL, SGT, 2NDLT, 1STLT, CAPT, NV-SN, NV-PO-3, NV-PO-2, NV-PO-1

INITIAL TRAINING SETTING: FORMAL

CONDITION: Given a unit and a mission, an area that contains tracks, an individual weapon, while wearing a fighting load.

STANDARD: To record and report the information to satisfy intelligence requirements provided by higher command.

PERFORMANCE STEPS:

1. Receive the order.
2. Conduct mission planning.
3. Task organize unit.
4. Conduct rehearsals.
5. Conduct PCCs/PCIs.
6. Issue order.
7. Cross the LOD.
8. Assume initial tracking formations.
9. Acquire a track(s).
10. Analyze track(s).
11. Report information.
12. Conduct track exploitation.

13. React to enemy contact/anti-tracking techniques.
14. Re-exploit.
15. Upon gaining contact or obtaining actionable information, report information.

REFERENCES:

1. MCWL 3-35.3X Combat Hunter
-

RECNGRND-1019: Prepare a fighting position within a building

EVALUATION-CODED: NO **SUSTAINMENT INTERVAL:** 12 months

MOS PERFORMING: 0307, 0321, 8403, 8427

BILLETS: Recon Man

GRADES: PVT, PFC, LCPL, CPL, SGT, 2NDLT, 1STLT, CAPT, NV-SN, NV-PO-3, NV-PO-2, NV-PO-1

INITIAL TRAINING SETTING: FORMAL

CONDITION: Given an individual weapon, an assigned sector of fire, sandbags, and available materials, while wearing a fighting load.

STANDARD: By preparing a position that allows maximum fire to be placed within the sector of fire and provides available protection from enemy fire.

PERFORMANCE STEPS:

1. Select a position that covers primary and secondary sectors of fire.
2. Maintain security.
3. Make maximum use of available cover and concealment.
4. Use construction material that is readily available.
5. Use sandbags to reinforce the walls below, around, and above the position.
6. Construct a wall of sandbags, rubble, or furniture overhead and around the position, to provide protection from explosions.
7. Avoid square or rectangular holes that are easily identified by the enemy.
8. Place sandbags over holes not being used, to prevent the enemy from firing into or observing through them.
9. Place available material over windows, to keep the enemy from throwing in hand grenades.
10. Take measures to reduce dust that may create a signature.
11. Utilize field expedient methods for sector coverage.
12. Camouflage the position.

REFERENCES:

1. MCWP 3-35.3 Military Operations on Urbanized Terrain (MOUT)

SUPPORT REQUIREMENTS:

RANGE/TRAINING AREA:

Facility Code 17760 MOUT Assault Course (MAC)

Facility Code 17962 MOUT Collective Training Facility (Small)

OTHER SUPPORT REQUIREMENTS: MOUT facility/MOUT training area

REC-GRND-1020: Establish a Helicopter Landing Site

EVALUATION-CODED: NO SUSTAINMENT INTERVAL: 12 months

MOS PERFORMING: 0307, 0321, 8403, 8427

BILLETS: Recon Man

GRADES: PVT, PFC, LCPL, CPL, SGT, 2NDLT, 1STLT, CAPT, NV-SN, NV-PO-3, NV-PO-2, NV-PO-1

INITIAL TRAINING SETTING: FORMAL

CONDITION: Given a mission, individual weapon, required equipment, an area to be prepared for the landing site, while acting as a member of a reconnaissance patrol, and wearing a fighting load.

STANDARD: By establishing communications, and providing initial terminal guidance (ITG) to assault support craft prior to the arrival of the supported unit.

PERFORMANCE STEPS:

1. Select landing site.
2. Establish security for the landing site.
3. Establish communications as required.
4. Mark or remove all obstacles or debris on the landing site.
5. Mark the landing site or touchdown point.
6. Establish communications with aircraft.
7. Transmit current landing site conditions.
8. Locate aircraft.
9. Guide aircraft into the landing site.

REFERENCES:

1. FM 3-21.38 Pathfinder Operations
2. M350-5 Joint Terminal Air Controller Training & Standardization/Evaluation
3. MCRP 2-25A Reconnaissance Reports Guide
4. MCRP 3-11.1A Commander's Tactical Handbook
5. MCRP 3-11.4A Helicopter Rope Suspension Techniques (HRST) Operations
6. MCWP 3-11.2 Marine Rifle Squad
7. SH 21-76 Ranger Handbook

SUPPORT REQUIREMENTS:

RANGE/TRAINING AREA:

Facility Code 17410 Maneuver/Training Area, Light Forces
Facility Code 17925 Airfield Site Selection Training Area

REC-GRND-1021: React to an Improvised Explosive Device (IED)

EVALUATION-CODED: NO SUSTAINMENT INTERVAL: 12 months

MOS PERFORMING: 0307, 0321, 8403, 8427

BILLETS: Recon Man

GRADES: PVT, PFC, LCPL, CPL, SGT, 2NDLT, 1STLT, CAPT, NV-SN, NV-PO-3, NV-PO-2, NV-PO-1

INITIAL TRAINING SETTING: FORMAL

CONDITION: Given an operational environment with an Improvised Explosive Device (IED), while wearing a fighting load.

STANDARD: By reducing the effects of an IED.

PERFORMANCE STEPS:

1. Assume a hard target posture
2. Employ non-lethal deterrents employed in an IED environment
3. Conduct 5 and 25 meter checks
4. Execute the 5 C's
5. React to an IED detonation

REFERENCES:

1. JIEDDTF 05-23 Joint Improvised Explosive Device Defeat Organization Tactics, Techniques and Procedures Handbook
2. MCIP 3-17.02 MAGTF Counter-Improvised Explosive Device Operations

MISCELLANEOUS:

ADMINISTRATIVE INSTRUCTIONS: At the time of development the following references were utilized but not present within the TIMS database: MCIP 3-17.01 Improvised Explosive Device Defeat JIEDDTF 05-23 Joint IED Defeat Task Force Counter IED Tactics, Techniques, and Procedures GTA 90-01-001 IMPROVISED EXPLOSIVE DEVIC (IED) and Vehicular Bourne Improvised Explosive Device (VBIED) Smart Card CJTF-7 Ver 1.B OIF Smart Card 2, dtd 5 Dec 2003 CJTF-7 Ver 1.A OIF Smart Card 3, dtd 23 Dec 2003

REC-GRND-1022: Maintain a patrol log

EVALUATION-CODED: NO SUSTAINMENT INTERVAL: 12 months

MOS PERFORMING: 0307, 0321, 8403, 8427

BILLETS: Recon Man

GRADES: PVT, PFC, LCPL, CPL, SGT, 2NDLT, 1STLT, CAPT, NV-SN, NV-PO-3, NV-PO-2, NV-PO-1

INITIAL TRAINING SETTING: FORMAL

CONDITION: Given a mission, an operational environment, a patrol log, and reportable activities.

STANDARD: By recording the disposition and location of all reportable activities with the location and the date time group (DTG) of the observation.

PERFORMANCE STEPS:

1. Record location and DTG of insertion.
2. Record location and DTG of all halts.
3. Record location and DTG of all patrol bases.
4. Record location and DTG of all observation posts.
5. Record environmental conditions and their effects on friendly/enemy personnel, communications, and equipment.
6. Record consumption rates of ammunition, chow, water, batteries, and fuel.
7. Record location and DTG of all significant events on the patrol.
8. Record map corrections.
9. Record enemy sightings and activity.
10. Record route.
11. Record location and DTG of extraction.
12. Submit patrol log to higher headquarters.

REFERENCES:

1. MCWP 2-25 Ground Reconnaissance Operations

RECN-INTL-1001: Safeguard Classified Material

EVALUATION-CODED: NO **SUSTAINMENT INTERVAL:** 12 months

MOS PERFORMING: 0307, 0321, 8403, 8427

BILLETS: Recon Man

GRADES: PVT, PFC, LCPL, CPL, SGT, 2NDLT, 1STLT, CAPT, NV-SN, NV-PO-3, NV-PO-2, NV-PO-1

INITIAL TRAINING SETTING: FORMAL

CONDITION: Given classified materials, equipment, facilities, and/or environment.

STANDARD: In accordance with DODD 5200.1-R Information Security Program.

PERFORMANCE STEPS:

1. Determine the levels of classification.
2. Utilize classification and control markings.
3. Identify transportation methods.
4. Store classified material.
5. Destroy classified material.

REFERENCES:

1. DODD 5200.1-R Information Security Program

2. MCO 3800.2B Oversight of Intelligence Activities
 3. SECNAVINST 5510.30B Department of the Navy Personal Security Program
 4. SECNAVINST 5510.34A Disclosure of Classified Military Information and Controlled Unclassified Information to Foreign Governments, International Organizations, and Foreign Representatives
-

RECNAVINTL-1002: Perform Intelligence Writing

EVALUATION-CODED: NO **SUSTAINMENT INTERVAL:** 12 months

MOS PERFORMING: 0321, 0861, 8403, 8427

BILLETS: Recon Man

GRADES: PVT, PFC, LCPL, CPL, SGT, 2NDLT, 1STLT, CAPT, NV-SN, NV-PO-3, NV-PO-2, NV-PO-1

INITIAL TRAINING SETTING: FORMAL

CONDITION: Provided information and a reporting requirement.

STANDARD: By accurately and effectively conveying information in accordance with the established intelligence community standards and within an operational timeline.

PERFORMANCE STEPS:

1. Read reports.
2. Identify key information.
3. Develop an assessment.
4. Write an outline.
5. Write a draft.
6. Cite sources.
7. Annotate classification.
8. Ensure grammar is correct.
9. Ensure content is correct.
10. Submit for review.
11. Produce final document.

REFERENCES:

1. DIA Intelligence Writing Guide
 2. ICD 203 Intelligence Community Directive 203
 3. ICD 206 Intelligence Community Directive 206
 4. MCO 3800.2B Oversight of Intelligence Activities
 5. MCWP 2-25 Ground Reconnaissance Operations
-

RECNAVINTL-1003: Produce a Request for Information (RFI)

EVALUATION-CODED: NO **SUSTAINMENT INTERVAL:** 12 months

MOS PERFORMING: 0307, 0321, 8403, 8427

GRADES: PVT, PFC, LCPL, CPL, SGT, 2NDLT, 1STLT, CAPT, NV-SN, NV-PO-3, NV-PO-2, NV-PO-1

INITIAL TRAINING SETTING: FORMAL

CONDITION: Given a mission, analyze all available information to identify gaps in intelligence to.

STANDARD: By completing all performance steps in the correct format within the time allotted by the operational environment.

PERFORMANCE STEPS:

1. Organize gaps in intelligence.
2. Develop draft RFI.
3. Evaluate draft RFI.
4. Submit RFI to the team leader.

REFERENCES:

1. DHE-M 33301.001 DIA HUMINT Manual Volume 1: Collection requirements, reporting, and evaluation procedures
 2. DHE-M 33301.002 Defense Human Intelligence Enterprise Manual Volume 2: Collector Operations
 3. MCO 3800.2B Oversight of Intelligence Activities
 4. MCWP 2-2 MAGTF Intelligence Collection
-

RECN-INTL-1004: Produce an Intelligence Product

EVALUATION-CODED: NO **SUSTAINMENT INTERVAL:** 12 months

MOS PERFORMING: 0307, 0321, 8403, 8427

BILLETS: Recon Man

GRADES: PVT, PFC, LCPL, CPL, SGT, 2NDLT, 1STLT, CAPT, NV-SN, NV-PO-3, NV-PO-2, NV-PO-1

INITIAL TRAINING SETTING: FORMAL

CONDITION: Given classification guidelines, current intelligence situation, CCIRs, completed report format, and/or a photographic image product.

STANDARD: By providing a Level I Intelligence Report of the collected information.

PERFORMANCE STEPS:

1. Evaluate collected information against intelligence requirements.
2. Determine significance of information to overall situation.
3. Apply critical thinking.
4. Apply creative thinking.
5. Produce intelligence assessment.
6. Disseminate product as required by operational environment.

REFERENCES:

1. O-8129-2808-3 The Thinkers Tool Kit
 2. MCO 3800.2B Oversight of Intelligence Activities
 3. MCRP 2-3A Intelligence Preparation of the Battlefield/Battlespace
 4. MCWP 2-1 Intelligence Operations
 5. MCWP 2-12 MAGTF Intelligence Production and Analysis
-

RECEN-INTL-1005: Identify threat systems

EVALUATION-CODED: NO **SUSTAINMENT INTERVAL:** 24 months

MOS PERFORMING: 0307, 0321, 8403, 8427

BILLETS: Recon Man

GRADES: PVT, PFC, LCPL, CPL, SGT, 2NDLT, 1STLT, CAPT, NV-SN, NV-PO-3, NV-PO-2, NV-PO-1

INITIAL TRAINING SETTING: FORMAL

CONDITION: Given a mission and a reportable activity.

STANDARD: By recording the disposition and location of the threat and the date time group of the observation.

PERFORMANCE STEPS:

1. Use all available resources.
2. Apply principles of observation.
3. Analyze personnel, equipment, key components, and order of battle.
4. Recognize denial and deception techniques.
5. Classify systems identified.

REFERENCES:

1. JANE'S Jane's Land Based Air Defense; Worlds Weapons Handbook
2. JANE'S GUNS Jane's Guns Recognition Guide

MISCELLANEOUS:

ADMINISTRATIVE INSTRUCTIONS: This task can be trained to standard without the aid of actual items or objects, utilizing graphic training aids.

RECEN-INTL-1006: Participate in a scheduled Debrief

EVALUATION-CODED: NO **SUSTAINMENT INTERVAL:** 12 months

MOS PERFORMING: 0307, 0321, 8403, 8427

BILLETS: Recon Man

GRADES: PVT, PFC, LCPL, CPL, SGT, 2NDLT, 1STLT, CAPT, NV-SN, NV-PO-3, NV-PO-2, NV-PO-1

INITIAL TRAINING SETTING: FORMAL

CONDITION: Having completed a mission fulfilling a billet within a reconnaissance team, collected information, map, and patrol logs.

STANDARD: By providing data and information capturing all significant events and activities that occurred during the course of the mission.

PERFORMANCE STEPS:

1. Move to designated area.
2. Prepare information for debrief.
3. Prepare data for debrief.
4. Account for all equipment.
5. Develop a mission narrative that answers intelligence requirements and specific tasking.
6. Provide mission narrative to debriefer.
7. Provide assessment of Level I intelligence reports produced during operation.
8. Provide changes to original overlays.

REFERENCES:

1. MCO 3800.2B Oversight of Intelligence Activities
 2. MCWP 2-1 Intelligence Operations
 3. MCWP 2-25 Ground Reconnaissance Operations
 4. MCWP 2-4 MAGTF Intelligence Dissemination
-

RECN-MED-1001: Perform Casualty Assessment Survey

EVALUATION-CODED: NO

SUSTAINMENT INTERVAL: 12 months

MOS PERFORMING: 0307, 0321

BILLETS: Recon Man

GRADES: PVT, PFC, LCPL, CPL, SGT, SSGT, GYSGT, MSGT, 2NDLT, 1STLT, CAPT, MAJ, LTCOL

INITIAL TRAINING SETTING: FORMAL

CONDITION: Given a mission, casualty, and equipment.

STANDARD: Preventing further injury or death for a period of 24 hours.

PERFORMANCE STEPS:

1. Perform casualty drag/carry
2. Stop life threatening bleeding
3. Airway management
4. Communicate with casualty constantly
5. Control hemorrhage

6. Fluid resuscitation if indicated
7. Stabilize additional penetrating wounds
8. Dress all additional wounds/burns
9. Manage shock
10. Prevent hypothermia
11. Administer analgesia as necessary
12. Splint fractures
13. CPR if tactical environment permits
14. Document care

REFERENCES:

1. HQMC HS Current approved COTCCC guidelines
2. PHTLS Pre-hospital Trauma Life Support, Military Edition, Current Edition

SUPPORT REQUIREMENTS:

OTHER SUPPORT REQUIREMENTS: Qualified Combat Life Saver Instructor.

REC-N-MED-1002: Perform Casualty drag/carry

EVALUATION-CODED: NO **SUSTAINMENT INTERVAL:** 12 months

MOS PERFORMING: 0307, 0321

BILLETS: Recon Man

GRADES: PVT, PFC, LCPL, CPL, SGT, SSGT, GYSGT, MSGT, MGYSGT, 2NDLT, 1STLT, CAPT, MAJ, LTCOL

INITIAL TRAINING SETTING: FORMAL

CONDITION: Given a mission, casualty, and equipment.

STANDARD: By moving out of hostile fire preventing further injury or death.

PERFORMANCE STEPS:

1. Determine appropriate carry for situation
2. Communicate plan with team members
3. Secure weapon/equipment
4. Perform 1 person drag if appropriate
5. Perform 1 person drag with line if appropriate
6. Perform Hawes carry if appropriate
7. Begin drag/carry

REFERENCES:

1. HQMC HS Current approved COTCCC guidelines
 2. PHTLS Pre-hospital Trauma Life Support, Military Edition, Current Edition
-

REC-N-MED-1003: Apply Tourniquet

EVALUATION-CODED: NO

SUSTAINMENT INTERVAL: 12 months

MOS PERFORMING: 0307, 0321

BILLETS: Recon Man

GRADES: PVT, PFC, LCPL, CPL, SGT, SSGT, GYSGT, MGYSGT, 2NDLT, 1STLT, CAPT, MAJ, LTCOL

INITIAL TRAINING SETTING: FORMAL

CONDITION: Given a mission, casualty, and equipment.

STANDARD: By stopping arterial blood loss to prevent further injury or death.

PERFORMANCE STEPS:

1. Remove tourniquet from position of carry
2. Wrap tourniquet around extremity
3. Re-attach friction adapter buckle
4. Position tourniquet, at minimum, two (2) inches above injury
5. Secure tourniquet
6. Twist the Windlass Clip until bleeding stops
7. Check for loss of distal pulse
8. Lock the Windless Clip in place
9. Record time if situation permits

REFERENCES:

1. HQMC HS Current approved COTCCC guidelines
2. PHTLS Pre-hospital Trauma Life Support, Military Edition, Current Edition

SUPPORT REQUIREMENTS:

ROOMS/BUILDINGS: Classroom.

REC-MED-1004: Control Hemorrhage

EVALUATION-CODED: NO

SUSTAINMENT INTERVAL: 12 months

MOS PERFORMING: 0307, 0321

BILLETS: Recon Man

GRADES: PVT, PFC, LCPL, CPL, SGT, SSGT, GYSGT, MSGT, MGYSGT, 2NDLT, 1STLT, CAPT, MAJ, LTCOL

INITIAL TRAINING SETTING: FORMAL

CONDITION: Given a mission, casualty, and equipment.

STANDARD: For a period of 24 hours, preventing further injury or death.

PERFORMANCE STEPS:

1. Expose injury by cutting or opening casualties clothing
2. Remove excess blood
3. Locate source of most active bleeding
4. Remove combat gauze from sterile package
5. Apply direct pressure
6. Secure gauze in place with pressure dressing

REFERENCES:

1. HQMC HS Current approved COTCCC guidelines
2. PHTLS Pre-hospital Trauma Life Support, Military Edition, Current Edition

SUPPORT REQUIREMENTS:

ROOMS/BUILDINGS: Classroom.

REC-N-MED-1005: Manage Airway Injuries

EVALUATION-CODED: NO

SUSTAINMENT INTERVAL: 12 months

MOS PERFORMING: 0307, 0321

BILLETS: Recon Man

GRADES: PVT, PFC, LCPL, CPL, SGT, SSGT, GYSGT, MSGT, MGYSGT, 2NDLT, 1STLT, CAPT, MAJ, LTCOL

INITIAL TRAINING SETTING: FORMAL

CONDITION: Given a mission, casualty, and equipment.

STANDARD: For a period of 24 hours, preventing further injury or death.

PERFORMANCE STEPS:

1. Identify level of consciousness
2. Identify respiratory effort
3. Assess upper airway for obstruction if indicated
4. Consider cervical spine stabilization if situation permits.
5. Apply Chin Lift/Jaw Thrust maneuver if indicated
6. Insert Nasopharyngeal airway if indicated
7. Assess respiratory effort
8. Identify signs/symptoms of Tension Pneumothorax
9. Apply occlusive dressing to penetrated lung as indicated
10. Decompress affected lung if indicated
11. Assess respiratory effort
12. Begin Rescue Breathing if required and environment permits
13. Place patient in recovery position
14. Re-assess frequently

REFERENCES:

1. HQMC HS Current approved COTCCC guidelines
 2. PHTLS Pre-hospital Trauma Life Support, Military Edition, Current Edition
-

REC�-MED-1006: Manage Penetrating Torso Injuries

EVALUATION-CODED: NO SUSTAINMENT INTERVAL: 12 months

MOS PERFORMING: 0307, 0321

BILLETS: Recon Man

GRADES: PVT, PFC, LCPL, CPL, SGT, SSGT, GYSGT, MSGT, MGYSGT, 2NDLT, 1STLT, CAPT, MAJ, LTCOL

INITIAL TRAINING SETTING: FORMAL

CONDITION: Given a mission, casualty, and equipment.

STANDARD: For a period of 24 hours preventing further injury or death.

PERFORMANCE STEPS:

1. Identify penetrating injury
2. Stabilize penetrating object
3. Apply occlusive dressing
4. Sweep for exit wound
5. Apply second occlusive dressing if required
6. Assess respiratory effort

REFERENCES:

1. HQMC HS Current approved COTCCC guidelines
 2. PHTLS Pre-hospital Trauma Life Support, Military Edition, Current Edition
-

REC�-MED-1007: Manage Penetrating Eye Injuries

EVALUATION-CODED: NO SUSTAINMENT INTERVAL: 12 months

MOS PERFORMING: 0307, 0321

BILLETS: Recon Man

GRADES: PVT, PFC, LCPL, CPL, SGT, SSGT, GYSGT, MSGT, MGYSGT, 2NDLT, 1STLT, CAPT, MAJ, LTCOL

INITIAL TRAINING SETTING: FORMAL

CONDITION: Given a mission, casualty, and equipment.

STANDARD: For a period of 24 hours preventing further injury or death.

PERFORMANCE STEPS:

1. Identify penetrating injury
2. Stabilize penetrating object
3. Cover both eyes with rigid shield

REFERENCES:

1. HQMC HS Current approved COTCCC guidelines
 2. PHTLS Pre-hospital Trauma Life Support, Military Edition, Current Edition
-

REC�-MED-1008: Manage a musculoskeletal injury

EVALUATION-CODED: NO

SUSTAINMENT INTERVAL: 6 months

MOS PERFORMING: 0307, 0321

BILLETS: Recon Man

GRADES: PVT, PFC, LCPL, CPL, SGT, SSGT, GYSGT, MSGT, MGYSGT, 2NDLT, 1STLT, CAPT, MAJ, LTCOL

INITIAL TRAINING SETTING: FORMAL

CONDITION: Given a mission, casualty, and equipment.

STANDARD: For a period of 24 hours preventing further injury or death.

PERFORMANCE STEPS:

1. Identify fracture
2. Select splinting materials
3. Pad fracture
4. Apply splint
5. Secure splint
6. Check for a distal pulse.

REFERENCES:

1. HQMC HS Current approved COTCCC guidelines
 2. PHTLS Pre-hospital Trauma Life Support, Military Edition, Current Edition
-

REC�-MED-1009: Manage Shock

EVALUATION-CODED: NO

SUSTAINMENT INTERVAL: 12 months

MOS PERFORMING: 0307, 0321

BILLETS: Recon Man

GRADES: PVT, PFC, LCPL, CPL, SGT, SSGT, GYSGT, MSGT, MGYSGT, 2NDLT, 1STLT, CAPT, MAJ, LTCOL

INITIAL TRAINING SETTING: FORMAL

CONDITION: Given a mission, casualty, and equipment.

STANDARD: For a period of 24 hours preventing further injury or death.

PERFORMANCE STEPS:

1. Assess casualty
2. Identify signs/symptoms
3. Elevate feet
4. Maintain body temperature
5. Perform intravascular access
6. Perform fluid challenge if indicated
7. Re-assess

REFERENCES:

1. HQMC HS Current approved COTCCC guidelines
 2. PHTLS Pre-hospital Trauma Life Support, Military Edition, Current Edition
-

RECN-MED-1010: Manage Burns

EVALUATION-CODED: NO

SUSTAINMENT INTERVAL: 12 months

MOS PERFORMING: 0307, 0321

BILLETS: Recon Man

GRADES: PVT, PFC, LCPL, CPL, SGT, SSGT, GYSGT, MSGT, MGYSGT, 2NDLT, 1STLT, CAPT, MAJ, LTCOL

INITIAL TRAINING SETTING: FORMAL

CONDITION: Given a mission, casualty, and equipment.

STANDARD: For a period of 24 hours preventing further injury or death.

PERFORMANCE STEPS:

1. Recognize burn severity
2. Identify source of burn
3. Eliminate source of burn
4. Expose burned area
5. Apply Dressing
6. Treat for shock
7. Obtain IV access
8. Conduct fluid challenge as indicated
9. Administer analgesia as required
10. Assess pain level frequently

REFERENCES:

1. HQMC HS Current approved COTCCC guidelines
 2. PHTLS Pre-hospital Trauma Life Support, Military Edition, Current Edition
-

RECN-MED-1011: Manage Hypothermia

EVALUATION-CODED: NO

SUSTAINMENT INTERVAL: 12 months

MOS PERFORMING: 0307, 0321

BILLETS: Recon Man

GRADES: PVT, PFC, LCPL, CPL, SGT, SSGT, GYSGT, MSGT, MGYSGT, 2NDLT, 1STLT, CAPT, MAJ, LTCOL

INITIAL TRAINING SETTING: FORMAL

CONDITION: Given a mission, casualty, and equipment.

STANDARD: For a period of 24 hours preventing further injury or death.

PERFORMANCE STEPS:

1. Assess causality
2. Recognize signs/symptoms
3. Identify level of hypothermia
4. Warm patient appropriately
5. Maintain body temperature

REFERENCES:

1. HQMC HS Current approved COTCCC guidelines
 2. PHTLS Pre-hospital Trauma Life Support, Military Edition, Current Edition
-

RECN-MED-1012: Manage Hyperthermia

EVALUATION-CODED: NO

SUSTAINMENT INTERVAL: 12 months

MOS PERFORMING: 0307, 0321

BILLETS: Recon Man

GRADES: PVT, PFC, LCPL, CPL, SGT, SSGT, GYSGT, MSGT, MGYSGT, 2NDLT, 1STLT, CAPT, MAJ, LTCOL

INITIAL TRAINING SETTING: FORMAL

CONDITION: Given a mission, casualty, and equipment.

STANDARD: For a period of 24 hours preventing further injury or death.

PERFORMANCE STEPS:

1. Assess causality
2. Recognize signs/symptoms
3. Identify level of hyperthermia
4. Cool patient appropriately
5. Obtain intravascular access
6. Conduct fluid challenge
7. Maintain body temperature

REFERENCES:

1. HQMC HS Current approved COTCCC guidelines

2. PHTLS Pre-hospital Trauma Life Support, Military Edition, Current Edition

REC-MED-1013: Administer intramuscular medications

EVALUATION-CODED: NO

SUSTAINMENT INTERVAL: 12 months

MOS PERFORMING: 0307, 0321

BILLETS: Recon Man

GRADES: PVT, PFC, LCPL, CPL, SGT, SSGT, GYSGT, MSGT, MGYSGT, 2NDLT, 1STLT, CAPT, MAJ, LTCOL

INITIAL TRAINING SETTING: FORMAL

CONDITION: Given a mission, casualty, and equipment.

STANDARD: For pain management preventing further injury, or death.

PERFORMANCE STEPS:

1. Assess causality
2. Recognize signs/symptoms
3. Assess level of pain
4. Identify site for injection
5. Clean site antiseptically
6. Perform injection
7. Re-assess frequently

REFERENCES:

1. HQMC HS Current approved COTCCC guidelines
 2. PHTLS Pre-hospital Trauma Life Support, Military Edition, Current Edition
-

REC-MED-1014: Perform intravascular (IV) access

EVALUATION-CODED: NO

SUSTAINMENT INTERVAL: 12 months

MOS PERFORMING: 0307, 0321

BILLETS: Recon Man

GRADES: PVT, PFC, LCPL, CPL, SGT, SSGT, GYSGT, MSGT, MGYSGT, 2NDLT, 1STLT, CAPT, MAJ, LTCOL

INITIAL TRAINING SETTING: FORMAL

CONDITION: Given a mission, casualty, and equipment.

STANDARD: For fluid resuscitation or medication administration preventing further injury or death.

PERFORMANCE STEPS:

1. Assess causality
2. Determine need for IV access
3. Gather materials
4. Assemble IV materials
5. Apply IV tourniquet
6. Don gloves
7. Clean site with alcohol
8. Insert catheter
9. Remove needle
10. Attach IV tubing
11. Release tubing clamp
12. Release tourniquet
13. Visualize fluid flow
14. Cover the site
15. Document appropriately

REFERENCES:

1. HQMC HS Current approved COTCCC guidelines
 2. PHTLS Pre-hospital Trauma Life Support, Military Edition, Current Edition
-

REC-N-MED-1015: Perform a Tactical Evacuation

EVALUATION-CODED: NO

SUSTAINMENT INTERVAL: 12 months

MOS PERFORMING: 0307, 0321

BILLETS: Recon Man

GRADES: PVT, PFC, LCPL, CPL, SGT, SSGT, GYSGT, MSGT, MGYSGT, 2NDLT, 1STLT, CAPT, MAJ, LTCOL

INITIAL TRAINING SETTING: FORMAL

CONDITION: Given a mission, casualty, and equipment.

STANDARD: Preventing further injury or death.

PERFORMANCE STEPS:

1. Perform casualty assessment
2. Treat casualty appropriately
3. Identify the need for evacuation
4. Request Evacuation
5. Prepare casualty for transportation
6. Transport causality as required
7. Conduct causality transfer

REFERENCES:

1. HQMC HS Current approved COTCCC guidelines
 2. PHTLS Pre-hospital Trauma Life Support, Military Edition, Current Edition
-

RECN-PHOT-1001: Capture a daylight image

EVALUATION-CODED: NO SUSTAINMENT INTERVAL: 12 months

MOS PERFORMING: 0307, 0321, 8403, 8427

BILLETTS: Recon Man

GRADES: PVT, PFC, LCPL, CPL, SGT, 2NDLT, 1STLT, CAPT, NV-SN, NV-PO-3, NV-PO-2, NV-PO-1

INITIAL TRAINING SETTING: FORMAL

CONDITION: Given a digital camera and a human subject at a distance of 600 meters.

STANDARD: Of the subject that will allow facial recognition.

PERFORMANCE STEPS:

1. Select appropriate equipment needed to complete mission.
2. Inspect equipment and accessories
3. Assemble components
4. Operate device
5. Establish photographic journal in order to index photos as they are taken.
6. Troubleshoot device as required
7. Perform maintenance as required

REFERENCES:

1. CCTV Surveillance Second Edition Analog and Digital Video Practices and Technology

SUPPORT REQUIREMENTS:

RANGE/TRAINING AREA:

Facility Code 17410 Maneuver/Training Area, Light Forces
Facility Code 17961 Combat In Cities Facility
Facility Code 17962 MOUT Collective Training Facility (Small)

RECN-PHOT-1002: Capture an unaided night image

EVALUATION-CODED: NO SUSTAINMENT INTERVAL: 12 months

MOS PERFORMING: 0307, 0321, 8403, 8427

BILLETTS: Recon Man

GRADES: PVT, PFC, LCPL, CPL, SGT, 2NDLT, 1STLT, CAPT, NV-SN, NV-PO-3, NV-PO-2, NV-PO-1

INITIAL TRAINING SETTING: FORMAL

CONDITION: Given a digital camera and an unlighted building at a distance of 300 meters.

STANDARD: Of the target that will allow identification of all openings.

PERFORMANCE STEPS:

1. Select appropriate equipment needed to complete mission.
2. Inspect equipment and accessories
3. Assemble components
4. Operate device
5. Establish photographic journal in order to index photos as they are taken.
6. Troubleshoot device as required
7. Perform maintenance as required

REFERENCES:

1. CCTV Surveillance Second Edition Analog and Digital Video Practices and Technology

SUPPORT REQUIREMENTS:

RANGE/TRAINING AREA:

Facility Code 17410 Maneuver/Training Area, Light Forces
Facility Code 17961 Combat In Cities Facility
Facility Code 17962 MOUT Collective Training Facility (Small)

REC-1003: Capture an aided night image

EVALUATION-CODED: NO

SUSTAINMENT INTERVAL: 12 months

MOS PERFORMING: 0307, 0321, 8403, 8427

BILLETS: Recon Man

GRADES: PVT, PFC, LCPL, CPL, SGT, 2NDLT, 1STLT, CAPT, NV-SN, NV-PO-3, NV-PO-2, NV-PO-1

INITIAL TRAINING SETTING: FORMAL

CONDITION: Given a digital camera, a night vision device, and an unlighted human subject at a distance of 100 meters.

STANDARD: Of the subject that will allow facial recognition.

PERFORMANCE STEPS:

1. Select appropriate equipment needed to complete mission.
2. Inspect equipment and accessories
3. Assemble components
4. Operate device
5. Establish photographic journal in order to index photos as they are taken.
6. Troubleshoot device as required
7. Perform maintenance as required

REFERENCES:

1. CCTV Surveillance Second Edition Analog and Digital Video Practices and Technology

SUPPORT REQUIREMENTS:

RANGE/TRAINING AREA:

Facility Code 17410 Maneuver/Training Area, Light Forces
Facility Code 17961 Combat In Cities Facility
Facility Code 17962 MOUT Collective Training Facility (Small)

RECN-PHOT-1004: Edit Photographic Images Products

EVALUATION-CODED: NO **SUSTAINMENT INTERVAL:** 12 months

MOS PERFORMING: 0307, 0321, 8403, 8427

BILLETS: Recon Man

GRADES: PVT, PFC, LCPL, CPL, SGT, 2NDLT, 1STLT, CAPT, NV-SN, NV-PO-3, NV-PO-2, NV-PO-1

INITIAL TRAINING SETTING: FORMAL

CONDITION: Given a tactical computer, a previously captured image, associated software, and storage devices.

STANDARD: By producing photographic products to be transmitted via a tactical radio that can be viewed by the receiving station at 100% resolution without excessive pixilation.

PERFORMANCE STEPS:

1. Transfer all images to workstation.
2. Save all captured images in a folder.
3. Open captured still images.
4. Manipulate images.
5. Annotate images.
6. Save images in the appropriate folder.
7. Save using the appropriate compression ratio in the appropriate folder.

REFERENCES:

1. Photoshop Elements 6 Manual
2. Photoshop Elements 6 Manual: The Missing Manual by Barbara Brundage

SUPPORT REQUIREMENTS:

RANGE/TRAINING AREA:

Facility Code 17410 Maneuver/Training Area, Light Forces
Facility Code 17961 Combat In Cities Facility
Facility Code 17962 MOUT Collective Training Facility (Small)

REC-1005: Perform Digital Video Collection Techniques

EVALUATION-CODED: NO SUSTAINMENT INTERVAL: 12 months

MOS PERFORMING: 0307, 0321, 8403, 8427

BILLETS: Recon Man

GRADES: PVT, PFC, LCPL, CPL, SGT, 2NDLT, 1STLT, CAPT, NV-SN, NV-PO-3, NV-PO-2, NV-PO-1

INITIAL TRAINING SETTING: FORMAL

CONDITION: Given a digital video recording device and an item of interest.

STANDARD: By capturing items of intelligence value to answer PIRs and CCIRs.

PERFORMANCE STEPS:

1. Select appropriate equipment needed to complete mission.
2. Inspect equipment and accessories
3. Assemble components
4. Operate device during route and/or target collection.
5. Troubleshoot device as required
6. Perform maintenance as required

REFERENCES:

1. Adobe Premiere Pro/Classroom in a Book Author: Adobe Creative Team.
Adobe Press (2003)

SUPPORT REQUIREMENTS:

RANGE/TRAINING AREA:

Facility Code 17410 Maneuver/Training Area, Light Forces
Facility Code 17961 Combat In Cities Facility
Facility Code 17962 MOVT Collective Training Facility (Small)

REC-1006: Perform Digital Video Processing

EVALUATION-CODED: NO SUSTAINMENT INTERVAL: 12 months

MOS PERFORMING: 0307, 0321, 8403, 8427

BILLETS: Recon Man

GRADES: PVT, PFC, LCPL, CPL, SGT, 2NDLT, 1STLT, CAPT, NV-SN, NV-PO-3, NV-PO-2, NV-PO-1

INITIAL TRAINING SETTING: FORMAL

CONDITION: Given a tactical computer, previously captured video, associated software, and storage devices.

STANDARD: By producing a product of intelligence value.

PERFORMANCE STEPS:

1. Import video.
2. Edit video.
3. Export video.

REFERENCES:

1. Current edition of Pinnacle Studio HD Manual
 2. Current edition of Window Movie Maker Manual
-

RECN-PLAN-1001: Operate in an Isolation Facility

EVALUATION-CODED: NO

SUSTAINMENT INTERVAL: 12 months

MOS PERFORMING: 0307, 0321, 8403, 8427

BILLETS: Recon Man

GRADES: PVT, PFC, LCPL, CPL, SGT, 2NDLT, 1STLT, CAPT, NV-SN, NV-PO-3, NV-PO-2, NV-PO-1

INITIAL TRAINING SETTING: FORMAL

CONDITION: Given a mission, required equipment, and an established or temporary isolation facility (ISOFAC).

STANDARD: By ensuring an organized and secure planning location.

PERFORMANCE STEPS:

1. Establish the proper organization of the isolation facility.
2. Enforce strict OPSEC measures.
3. Ensure ISOFAC is sterilized after use.

REFERENCES:

1. ARTEP 31-807-30-MTP Mission Training Plan for Special Forces Operational Detachment ALPHA
2. FM 3-55.93 Long Range Surveillance Operations
3. MCWP 2-25 Ground Reconnaissance Operations

SUPPORT REQUIREMENTS:

RANGE/TRAINING AREA: Facility Code 17330 Covered Training Area

RECN-PLAN-1002: Conduct Individual Preparations for Combat

EVALUATION-CODED: NO

SUSTAINMENT INTERVAL: 12 months

MOS PERFORMING: 0307, 0321, 8403, 8427

BILLETS: Recon Man

GRADES: PVT, PFC, LCPL, CPL, SGT, 2NDLT, 1STLT, CAPT, NV-SN, NV-PO-3, NV-PO-2, NV-PO-1

INITIAL TRAINING SETTING: FORMAL

CONDITION: Given a mission and required equipment.

STANDARD: By ensuring the individual is prepared to accomplish the mission.

PERFORMANCE STEPS:

1. Receive warning order.
2. Conduct preparations in accordance with warning order.
3. Conduct preparation for specific teams/billets.
4. Provide billet related inputs for the planning process.
5. Assist others as required.
6. Participate in rehearsals.
7. Receive the order.
8. Stand inspections.
9. Test fire assigned weapons.

REFERENCES:

1. MCWP 2-25 Ground Reconnaissance Operations
2. MCWP 5-1 Marine Corps Planning Process (MCP)

RECPLAN-1003: Develop a route plan

EVALUATION-CODED: NO

SUSTAINMENT INTERVAL: 12 months

MOS PERFORMING: 0307, 0321, 8403, 8427

BILLETS: Recon Man

GRADES: PVT, PFC, LCPL, CPL, SGT, 2NDLT, 1STLT, CAPT, NV-SN, NV-PO-3, NV-PO-2, NV-PO-1

INITIAL TRAINING SETTING: FORMAL

CONDITION: Given a patrol order and an assignment in a patrol as a Pointman.

STANDARD: By maximizing utilization of terrain and vegetation to avoid detection.

PERFORMANCE STEPS:

1. Analyze the mission.
2. Analyze the enemy disposition.
3. Analyze troops and fire support availability.
4. Analyze key terrain features.
5. Analyze terrain with respect to observation and fields of fire.
6. Analyze terrain with respect to cover and concealment.
7. Analyze terrain with respect to obstacles.

8. Analyze the impact of civilians.
9. Determine danger areas.
10. Analyze terrain with respect to avenues of approach.
11. Analyze the effects of weather.
12. Analyze time and distance requirements.
13. Determine logistical support requirements.
14. Select primary and alternate routes based on thorough analysis of METT-TSL.
15. Coordinate route with adjacent and higher units.
16. Determine checkpoints to facilitate control of movement.
17. Determine steering marks to facilitate control of navigation.

REFERENCES:

1. MCWP 2-25 Ground Reconnaissance Operations
2. MCWP 5-1 Marine Corps Planning Process (MCP)P)
3. SH 21-76 Ranger Handbook

RECN-PLAN-1004: Prepare a Route Overlay

EVALUATION-CODED: NO

SUSTAINMENT INTERVAL: 12 months

MOS PERFORMING: 0307, 0321, 8403, 8427

BILLETS: Recon Man

GRADES: PVT, PFC, LCPL, CPL, SGT, 2NDLT, 1STLT, CAPT, NV-SN, NV-PO-3, NV-PO-2, NV-PO-1

INITIAL TRAINING SETTING: FORMAL

CONDITION: Given a mission, a 5 paragraph order, map, and planning tools.

STANDARD: By graphically displaying the scheme of maneuver.

PERFORMANCE STEPS:

1. Orient the overlay to the area of operation.
2. Secure overlay to map.
3. Place register marks on the overlay.
4. Utilize Operational Terms and Graphics
5. Plot topographical deviations to the map.
6. Plot mission control measures.
7. Plot fire support control measures.
8. Plot friendly symbols.
9. Plot threat symbols.
10. Annotate objective.
11. Annotate marginal data.
12. Annotate legend.
13. Annotate security classification.
14. Annotate additional information.
15. Submit copy to higher headquarters.
16. Distribute copies of overlay as required.

REFERENCES:

1. FM 3-25.26 Map Reading and Land Navigation
 2. MCWP 3-11.3 Scouting and Patrolling
 3. SH 21-76 Ranger Handbook
-

RECN-PLAN-1005: Develop a communications plan

EVALUATION-CODED: NO **SUSTAINMENT INTERVAL:** 12 months

MOS PERFORMING: 0307, 0321, 8403, 8427

BILLETS: Recon Man

GRADES: PVT, PFC, LCPL, CPL, SGT, 2NDLT, 1STLT, CAPT, NV-SN, NV-PO-3, NV-PO-2, NV-PO-1

INITIAL TRAINING SETTING: FORMAL

CONDITION: Given a patrol order, a CEOI, and an assignment in a patrol as a Radio Operator.

STANDARD: By conducting mission analysis to facilitate effective communication and avoid detection.

PERFORMANCE STEPS:

1. Analyze the mission.
2. Analyze the enemy disposition.
3. Analyze fire support assets
4. Analyze key terrain features.
5. Analyze the impact of surrounding infrastructure.
6. Analyze the effects of weather.
7. Analyze distance requirements.
8. Determine communications equipment based on mission requirements.
9. Determine logistical support requirements.
10. Coordinate with adjacent and higher units.
11. Provide inputs to ORP, OP, and patrol base locations based on analysis.
12. Develop a destruction plan.
13. Finish command and signal plan per mission parameters.
14. Ensure dissemination of communications plan.
15. Conduct internal communications checks and with adjacent and higher units.

REFERENCES:

1. MCRP 3-40.3B Radio Operator's Handbook
 2. MCWP 2-25 Ground Reconnaissance Operations
 3. MCWP 5-1 Marine Corps Planning Process (MCP)
-

RECN-PLAN-1006: Develop a sustainment plan

EVALUATION-CODED: NO **SUSTAINMENT INTERVAL:** 12 months

MOS PERFORMING: 0307, 0321, 8403, 8427

BILLETTS: Recon Man

GRADES: PVT, PFC, LCPL, CPL, SGT, 2NDLT, 1STLT, CAPT, NV-SN, NV-PO-3, NV-PO-2, NV-PO-1

INITIAL TRAINING SETTING: FORMAL

CONDITION: Given a patrol order and an assignment in a patrol as a Scout.

STANDARD: By conducting mission analysis to identify resources and preparing for contingencies.

PERFORMANCE STEPS:

1. Analyze the mission.
2. Analyze the enemy disposition.
3. Analyze key terrain features.
4. Analyze the effects of weather.
5. Analyze distance requirements.
6. Provide inputs to ORP, OP, and patrol base locations based on analysis.
7. Develop internal aid and litter plan.
8. Develop internal plan for handling detainees/ EPW.
9. Develop internal resupply recovery and dissemination plan.
10. Develop internal waste disposal and sanitation plan.
11. Ensure internal dissemination of patrols developed contingency planning.

REFERENCES:

1. MCWP 2-25 Ground Reconnaissance Operations
 2. MCWP 3-11.3 Scouting and Patrolling
 3. MCWP 5-1 Marine Corps Planning Process (MCPPE)
 4. SH 21-76 Ranger Handbook
-

RECN-PLAN-1007: Develop a warning order

EVALUATION-CODED: NO SUSTAINMENT INTERVAL: 12 months

MOS PERFORMING: 0307, 0321, 8403, 8427

BILLETTS: Recon Man

GRADES: PVT, PFC, LCPL, CPL, SGT, 2NDLT, 1STLT, CAPT, NV-SN, NV-PO-3, NV-PO-2, NV-PO-1

INITIAL TRAINING SETTING: FORMAL

CONDITION: Given a mission, required equipment, and an operations order from higher headquarters.

STANDARD: By clearly defining the patrols mission statement, commanders intent and guidance, and other information that will aid subordinate elements in their planning within 45 minutes of receiving an operations order from a higher unit.

PERFORMANCE STEPS:

1. Receive the order.
2. Conduct METT-TSL analysis.
3. Determine how the mission will be organized, attachments that will be needed, timeline, and identify implied missions that will have to be accomplished if the mission is to succeed.
4. Write the situation paragraph as a brief statement of the friendly and enemy situation.
5. Write the patrols mission statement, as well as the commanders intent and guidance.
6. Write general instructions to include general and special organization, uniform and equipment common to all, weapons, ammunition, mission specific equipment, chain of command, and the timeline.
7. Write specific instructions to subordinate leaders, sub-elements, and key individuals.
8. Issue and post the warning order.
9. Ensure receipt by all patrol members.

REFERENCES:

1. MCRP 3-11.1A Commander's Tactical Handbook
2. MCRP 3-11.2A Marine Troop Leader's Guide
3. MCWP 2-25 Ground Reconnaissance Operations
4. MCWP 3-11.2 Marine Rifle Squad
5. MCWP 5-1 Marine Corps Planning Process (MCP)
6. SH 21-76 Ranger Handbook

RECPLAN-1008: Write a 5-Paragraph Order

EVALUATION-CODED: NO

SUSTAINMENT INTERVAL: 12 months

MOS PERFORMING: 0307, 0321, 8403, 8427

BILLETS: Recon Man

GRADES: PVT, PFC, LCPL, CPL, SGT, 2NDLT, 1STLT, CAPT, NV-SN, NV-PO-3, NV-PO-2, NV-PO-1

INITIAL TRAINING SETTING: FORMAL

CONDITION: Given a mission, required equipment, and an operations order from higher headquarters.

STANDARD: By following the Troop Leading Steps BAMCIS to provide effective instruction resulting in the coordinated execution of the mission.

PERFORMANCE STEPS:

1. Determine the mission from higher headquarters' mission, commander's intent, and specified tasks.
2. Analyze the enemy situation to determine the effect on the unit.
3. Analyze the friendly situation to determine the effect on the unit.
4. Analyze the effect of attachments and/or detachments on the unit.
5. Analyze the higher scheme of maneuver and fire support plan.

6. Develop a course of action.
7. Determine the unit scheme of maneuver.
8. Determine the unit fire support plan.
9. Task organize the unit.
10. Analyze higher administration and logistics to determine the effect on the unit.
11. Determine unit administrative and logistic requirements.
12. Analyze higher command and signal plan.
13. Determine the unit command and signal plan.

REFERENCES:

1. MCRP 3-11.1A Commander's Tactical Handbook
 2. MCRP 3-11.2A Marine Troop Leader's Guide
 3. MCWP 2-25 Ground Reconnaissance Operations
 4. MCWP 3-11.2 Marine Rifle Squad
 5. MCWP 5-1 Marine Corps Planning Process (MCPP)
 6. SH 21-76 Ranger Handbook
-

RECN-PLAN-1009: Prepare a Terrain Model

EVALUATION-CODED: NO

SUSTAINMENT INTERVAL: 12 months

MOS PERFORMING: 0307, 0321, 8403, 8427

BILLETS: Recon Man

GRADES: PVT, PFC, LCPL, CPL, SGT, 2NDLT, 1STLT, CAPT, NV-SN, NV-PO-3, NV-PO-2, NV-PO-1

INITIAL TRAINING SETTING: FORMAL

CONDITION: Given a patrol order, required equipment, and an area of operations.

STANDARD: By accurately depicting manmade and natural features.

PERFORMANCE STEPS:

1. Select a suitable site.
2. Build model oriented to the ground.
3. Build model to scale.
4. Construct grid squares.
5. Depict key terrain.
6. Create a legend.
7. Ensure terrain model is sterilized after use.

REFERENCES:

1. MCRP 3-11.2A Marine Troop Leader's Guide
 2. MCWP 3-11.2 Marine Rifle Squad
 3. MCWP 3-11.3 Scouting and Patrolling
 4. SH 21-76 Ranger Handbook
-

<u>DODIC</u>	<u>Quantity</u>
A059 Cartridge, 5.56mm Ball M855 10/Clip	100 cartridges per Marine
A475 Cartridge, Caliber .45 Ball M1911	50 cartridges per Marine
AA12 Cartridge, 9mm FX Red Marking	50 cartridges per Marine
AA21 Cartridge, 9mm FX Blue Marking	50 cartridges per Marine
AA40 Cartridge, 5.56mm Jacketed Frangible	100 cartridges per Marine
GG09 Grenade M84, Stun/Diversiory Flash	4 grenades per squad

RANGE/TRAINING AREA:

Facility Code 17961 Combat In Cities Facility
Facility Code 17962 MOUT Collective Training Facility (Small)

RECN-RAID-1002: Move to the Objective from the ORP

EVALUATION-CODED: NO SUSTAINMENT INTERVAL: 12 months

MOS PERFORMING: 0307, 0321, 8403, 8427

BILLETS: Recon Man

GRADES: PVT, PFC, LCPL, CPL, SGT, 2NDLT, 1STLT, CAPT, NV-SN, NV-PO-3, NV-PO-2, NV-PO-1

INITIAL TRAINING SETTING: FORMAL

CONDITION: As a member of a Recon team with required equipment and given a mission, while conducting an assault.

STANDARD: By conducting a tactical movement and utilizing established control measures up to the entry point.

PERFORMANCE STEPS:

1. Move to the last covered and concealed (LCC) position.
2. Set in security/base of fire.
3. Conduct actions at the LCC.
4. Move from the LCC to the entry point.
5. Engage threats if compromised.

REFERENCES:

1. FM 3-05.221 Special Forces Advanced Urban Combat
2. MCWP 3-11.3 Scouting and Patrolling
3. MCWP 3-35.3 Military Operations on Urbanized Terrain (MOUT)

SUPPORT REQUIREMENTS:

ORDNANCE:

<u>DODIC</u>	<u>Quantity</u>
A059 Cartridge, 5.56mm Ball M855 10/Clip	100 cartridges per Marine
A475 Cartridge, Caliber .45 Ball M1911	50 cartridges per Marine
AA12 Cartridge, 9mm FX Red Marking	50 cartridges per Marine
AA21 Cartridge, 9mm FX Blue Marking	50 cartridges per Marine
AA40 Cartridge, 5.56mm Jacketed Frangible	100 cartridges per Marine

GG09 Grenade M84, Stun/Diversiory Flash 4 grenades per squad

RANGE/TRAINING AREA:

Facility Code 17961 Combat In Cities Facility
Facility Code 17962 MOUT Collective Training Facility (Small)

OTHER SUPPORT REQUIREMENTS: Communications relay equipment for range control operations, Corpsman support and safety vehicle support.

MISCELLANEOUS:

SPECIAL PERSONNEL CERTS: Range Safety Officer.

REC-RAID-1003: Enter an Objective

EVALUATION-CODED: NO **SUSTAINMENT INTERVAL:** 12 months

MOS PERFORMING: 0307, 0321, 8403, 8427

BILLETS: Recon Man

GRADES: PVT, PFC, LCPL, CPL, SGT, 2NDLT, 1STLT, CAPT, NV-SN, NV-PO-3, NV-PO-2, NV-PO-1

INITIAL TRAINING SETTING: FORMAL

CONDITION: As a member of a Recon team with required equipment and given a mission, while conducting an assault.

STANDARD: By gaining entry and establishing a foothold.

PERFORMANCE STEPS:

1. Provide security on entry point.
2. Cover all danger areas.
3. Check accessibility of entry point.
4. Execute on command or signal to enter objective.
5. Employ diversions, if required.
6. Gain entry.
7. Clear.
8. Establish foothold.

REFERENCES:

1. FM 3-05.221 Special Forces Advanced Urban Combat
2. MCWP 3-35.3 Military Operations on Urbanized Terrain (MOUT)

SUPPORT REQUIREMENTS:

ORDNANCE:

<u>DODIC</u>	<u>Quantity</u>
A059 Cartridge, 5.56mm Ball M855 10/Clip	100 cartridges per Marine
A475 Cartridge, Caliber .45 Ball M1911	50 cartridges per Marine
AA12 Cartridge, 9mm FX Red Marking	50 cartridges per Marine

AA21 Cartridge, 9mm FX Blue Marking	50 cartridges per Marine
AA40 Cartridge, 5.56mm Jacketed Frangible	100 cartridges per Marine
GG09 Grenade M84, Stun/Diversiory Flash	4 grenades per squad

RANGE/TRAINING AREA:

Facility Code 17961 Combat In Cities Facility
Facility Code 17962 MOUT Collective Training Facility (Small)

RECN-RAID-1004: Clear an Enclosure

EVALUATION-CODED: NO SUSTAINMENT INTERVAL: 12 months

MOS PERFORMING: 0307, 0321, 8403, 8427

BILLETS: Recon Man

GRADES: PVT, PFC, LCPL, CPL, SGT, SSGT, GYSGT, 2NDLT, 1STLT, CAPT, NV-SN, NV-PO-3, NV-PO-2, NV-PO-1

INITIAL TRAINING SETTING: FORMAL

CONDITION: As a member of a Recon team with required equipment and given a mission, while conducting an assault.

STANDARD: By assuming a dominating position and reacting appropriately to the situation.

PERFORMANCE STEPS:

1. Check accessibility and booby traps.
2. Employ diversion, if required.
3. Gain access
4. Clear the fatal funnel.
5. Illuminate the enclosure, if required.
6. Collapse sector(s) of fire while moving to dominating position(s).
7. Clear dead space.
8. Clear overhead.
9. Eliminate adversary(s) as required.
10. Search adversary(s) as required.
11. Control occupant(s) as required.
12. Search occupant(s) as required.
13. Provide security to all danger areas.
14. Search the enclosure.
15. Mark the enclosure.
16. Accountability of all personnel.
17. Check condition of weapons and equipment
18. Depart the enclosure.

REFERENCES:

1. FM 3-05.221 Special Forces Advanced Urban Combat

SUPPORT REQUIREMENTS:

ORDNANCE:

<u>DODIC</u>	<u>Quantity</u>
A059 Cartridge, 5.56mm Ball M855 10/Clip	100 cartridges per Marine
A475 Cartridge, Caliber .45 Ball M1911	50 cartridges per Marine
AA12 Cartridge, 9mm FX Red Marking	50 cartridges per Marine
AA21 Cartridge, 9mm FX Blue Marking	50 cartridges per Marine
AA40 Cartridge, 5.56mm Jacketed Frangible	100 cartridges per Marine
GG09 Grenade M84, Stun/Diversiory Flash	4 grenades per squad

RANGE/TRAINING AREA:

Facility Code 17961 Combat In Cities Facility
Facility Code 17962 MOUT Collective Training Facility (Small)

RECEN-RAID-1005: Clear a Hallway

EVALUATION-CODED: NO **SUSTAINMENT INTERVAL:** 12 months

MOS PERFORMING: 0307, 0321, 8403, 8427

BILLETS: Recon Man

GRADES: PVT, PFC, LCPL, CPL, SGT, SSGT, GYSGT, 2NDLT, 1STLT, CAPT, NV-SN, NV-PO-3, NV-PO-2, NV-PO-1

INITIAL TRAINING SETTING: FORMAL

CONDITION: As a member of a Recon team with required equipment and given a mission, while conducting an assault.

STANDARD: By assuming a dominating position, reacting appropriately to the situation, and achieving secure movement

PERFORMANCE STEPS:

1. Determine direction of assault.
2. Employ diversions, if required.
3. Establish hallway security.
4. Illuminate hallway, if required.
5. Dominate hallway.
6. Clear dead space.
7. Clear overhead.
8. Eliminate adversaries as required.
9. Search adversaries as required.
10. Control occupants as required.
11. Search occupants as required.
12. Identify enclosures, obstacles, and danger areas as required.
13. Negotiate enclosures, obstacles, and danger areas as required.
14. Mark hallway as required.

REFERENCES:

1. FM 3-05.221 Special Forces Advanced Urban Combat
2. MCWP 3-35.3 Military Operations on Urbanized Terrain (MOUT)

SUPPORT REQUIREMENTS:

ORDNANCE:

<u>DODIC</u>	<u>Quantity</u>
A059 Cartridge, 5.56mm Ball M855 10/Clip	100 cartridges per Marine
A475 Cartridge, Caliber .45 Ball M1911	50 cartridges per Marine
AA12 Cartridge, 9mm FX Red Marking	50 cartridges per Marine
AA21 Cartridge, 9mm FX Blue Marking	50 cartridges per Marine
AA40 Cartridge, 5.56mm Jacketed Frangible	50 cartridges per Marine
GG09 Grenade M84, Stun/Diversionsary Flash	4 grenades per squad

RECN-RAID-1006: Clear a Stairwell

EVALUATION-CODED: NO

SUSTAINMENT INTERVAL: 12 months

MOS PERFORMING: 0307, 0321, 8403, 8427

BILLETS: Recon Man

GRADES: PVT, PFC, LCPL, CPL, SGT, SSGT, GYSGT, 2NDLT, 1STLT, CAPT, NV-SN, NV-PO-3, NV-PO-2, NV-PO-1

INITIAL TRAINING SETTING: FORMAL

CONDITION: As a member of a Recon team with required equipment and given a mission, while conducting an assault.

STANDARD: By assuming a dominating position, reacting appropriately to the situation, and achieving secure movement.

PERFORMANCE STEPS:

1. Determine suitable weapon.
2. Cover danger areas.
3. Employ diversions, if required.
4. Clear dead space.
5. Clear overhead.
6. Illuminate the stairwell, if necessary.
7. Ascend/descend the stairwell.
8. Dominate the stairwell.
9. Eliminate adversary as required.
10. Search adversary as required.
11. Control occupant as required.
12. Search occupant as required.
13. Mark stairwell.
14. Maintain security on stairwell.

REFERENCES:

1. FM 3-05.221 Special Forces Advanced Urban Combat
2. MCWP 3-35.3 Military Operations on Urbanized Terrain (MOUT)

SUPPORT REQUIREMENTS:

ORDNANCE:

<u>DODIC</u>	<u>Quantity</u>
A059 Cartridge, 5.56mm Ball M855 10/Clip	100 cartridges per Marine
A475 Cartridge, Caliber .45 Ball M1911	50 cartridges per Marine
AA12 Cartridge, 9mm FX Red Marking	50 cartridges per Marine
AA21 Cartridge, 9mm FX Blue Marking	50 cartridges per Marine
AA40 Cartridge, 5.56mm Jacketed Frangible	50 cartridges per Marine
GG09 Grenade M84, Stun/Diversionsary Flash	4 grenades per squad

RANGE/TRAINING AREA:

Facility Code 17961 Combat In Cities Facility
Facility Code 17962 MOUT Collective Training Facility (Small)

RECEN-RAID-1007: Conduct Sensitive Site Exploitation

EVALUATION-CODED: NO **SUSTAINMENT INTERVAL:** 12 months

MOS PERFORMING: 0307, 0321, 8403, 8427

BILLETS: Recon Man

GRADES: PVT, PFC, LCPL, CPL, SGT, SSGT, GYSGT, 2NDLT, 1STLT, CAPT, NV-SN, NV-PO-3, NV-PO-2, NV-PO-1

INITIAL TRAINING SETTING: FORMAL

CONDITION: As a member of a Recon team with required equipment, given a mission, and while conducting an assault.

STANDARD: By collecting information in accordance FM 3-90.15.

PERFORMANCE STEPS:

1. Identify SSE Team duties and responsibilities.
2. Identify the levels of SSE.
3. Systematically and methodically search areas.
4. Collect materials.
5. Photograph/video/record items of interest.
6. Search and process detainees.
7. Prepare sketches.
8. Produce reports.
9. Continue mission, as required

REFERENCES:

1. FM 3-90.15 Tactics, Techniques, and Procedures for Tactical Operations Involving Sensitive Sites

MISCELLANEOUS:

SPECIAL PERSONNEL CERTS: Range Safety Officer.

RECN-RAID-1008: Perform Consolidation Procedures

EVALUATION-CODED: NO SUSTAINMENT INTERVAL: 12 months

MOS PERFORMING: 0307, 0321, 8403, 8427

BILLETS: Recon Man

GRADES: PVT, PFC, LCPL, CPL, SGT, SSGT, GYSGT, 2NDLT, 1STLT, CAPT, NV-SN, NV-PO-3, NV-PO-2, NV-PO-1

INITIAL TRAINING SETTING: FORMAL

CONDITION: As a member of a Recon team with required equipment, given a mission, and while conducting an assault.

STANDARD: By ensuring accountability of personnel, weapons, and equipment before departing the objective.

PERFORMANCE STEPS:

1. Select consolidation area.
2. Establish security in consolidation area.
3. Mark consolidation area.
4. Control consolidation area.
5. Establish separate areas for WIA/KIA, searched and unsearched detainees.
6. Account for personnel and equipment.
7. Report information to adjacent elements and higher, as required.
8. Continue with mission, as required.

REFERENCES:

1. FM 3-05.221 Special Forces Advanced Urban Combat

SUPPORT REQUIREMENTS:

ORDNANCE:

<u>DODIC</u>	<u>Quantity</u>
A059 Cartridge, 5.56mm Ball M855 10/Clip	100 cartridges per Marine
A475 Cartridge, Caliber .45 Ball M1911	50 cartridges per Marine
AA12 Cartridge, 9mm FX Red Marking	50 cartridges per Marine
AA21 Cartridge, 9mm FX Blue Marking	50 cartridges per Marine
AA40 Cartridge, 5.56mm Jacketed Frangible	100 cartridges per Marine
GG20- Grenade, Hand Stun	4 grenades per squad

RECN-RAID-1009: Depart an Objective

EVALUATION-CODED: NO SUSTAINMENT INTERVAL: 12 months

MOS PERFORMING: 0307, 0321, 8403, 8427

BILLETS: Recon Man

GRADES: PVT, PFC, LCPL, CPL, SGT, SSGT, GYSGT, 2NDLT, 1STLT, CAPT, NV-SN, NV-PO-3, NV-PO-2, NV-PO-1

INITIAL TRAINING SETTING: FORMAL

CONDITION: As a member of a Recon team with required equipment, given a mission, and while conducting an assault.

STANDARD: By accounting for all personnel and equipment, conducting a tactical movement, and continuing the mission.

PERFORMANCE STEPS:

1. Consolidate all personnel.
2. Account for all friendly personnel and equipment.
3. Report information to adjacent elements and higher, as required.
4. Request permission to depart objective from support element, as required.
5. Establish external security.
6. Depart the objective.
7. Continue with mission, as required.

REFERENCES:

1. FM 3-05.221 Special Forces Advanced Urban Combat
2. FM 3-06.11 Combined Arms Operations in Urban Terrain
3. MCO 1510.101 Individual Training Standards System for Marine Corps Special Skills, Vol. II
4. MCWP 3-35.3 Military Operations on Urbanized Terrain (MOUT)

SUPPORT REQUIREMENTS:

ORDNANCE:

<u>DODIC</u>	<u>Quantity</u>
A059 Cartridge, 5.56mm Ball M855 10/Clip	100 cartridges per Marine
A475 Cartridge, Caliber .45 Ball M1911	50 cartridges per Marine
AA12 Cartridge, 9mm FX Red Marking	50 cartridges per Marine
AA21 Cartridge, 9mm FX Blue Marking	50 cartridges per Marine
AA40 Cartridge, 5.56mm Jacketed Frangible	100 cartridges per Marine
GG20- Grenade, Hand Stun	4 grenades per squad

RANGE/TRAINING AREA:

Facility Code 17961 Combat In Cities Facility
Facility Code 17962 MOUT Collective Training Facility (Small)

RECN-RAID-1010: Negotiate an Improvised Explosive Device (IED)

EVALUATION-CODED: NO **SUSTAINMENT INTERVAL:** 12 months

MOS PERFORMING: 0307, 0321, 8403, 8427

BILLETS: Recon Man

GRADES: PVT, PFC, LCPL, CPL, SGT, SSGT, GYSGT, 2NDLT, 1STLT, CAPT, NV-SN, NV-PO-3, NV-PO-2, NV-PO-1

INITIAL TRAINING SETTING: FORMAL

CONDITION: As a member of a Recon team with required equipment, given a mission, and while conducting an assault.

STANDARD: By preventing injury or death and to allow continuation of the mission.

PERFORMANCE STEPS:

1. Identify the IED.
2. Move to a safe distance.
3. Establish security.
4. Mark IED location.
5. Alert all team members and adjacent elements of the IED location.
6. Assess the situation.
7. Conduct emergency evacuation, if required.
8. Provide guidance/turn-over for EOD, if required.
9. By-pass the IED, if possible.
10. Report to adjacent elements/teams, and report to higher, as required.
11. Continue the mission, as required.

REFERENCES:

1. FM 3-05.221 Special Forces Advanced Urban Combat

SUPPORT REQUIREMENTS:

ORDNANCE:

<u>DODIC</u>	<u>Quantity</u>
A059 Cartridge, 5.56mm Ball M855 10/Clip	100 cartridges per Marine
A475 Cartridge, Caliber .45 Ball M1911	50 cartridges per Marine
AA12 Cartridge, 9mm FX Red Marking	50 cartridges per Marine
AA21 Cartridge, 9mm FX Blue Marking	50 cartridges per Marine
AA40 Cartridge, 5.56mm Jacketed Frangible	100 cartridges per Marine
GG20- Grenade, Hand Stun	4 grenades per squad

RANGE/TRAINING AREA:

Facility Code 17961 Combat In Cities Facility
Facility Code 17962 MOUT Collective Training Facility (Small)

REC-RAID-1011: Conduct Emergency Evacuation

EVALUATION-CODED: NO

SUSTAINMENT INTERVAL: 12 months

MOS PERFORMING: 0307, 0321, 8403, 8427

BILLETS: Recon Man

GRADES: PVT, PFC, LCPL, CPL, SGT, SSGT, GYSGT, 2NDLT, 1STLT, CAPT, NV-SN, NV-PO-3, NV-PO-2, NV-PO-1

INITIAL TRAINING SETTING: FORMAL

CONDITION: As a member of a Recon team with required equipment, given a mission, and while conducting an assault.

STANDARD: By preventing catastrophic loss of life and equipment.

PERFORMANCE STEPS:

1. Recognize requirement for emergency evacuation.
2. Order all team members and adjacent elements to evacuate.
3. Conduct emergency evacuation.
4. Move to designated rally/rendezvous point.
5. Establish security.
6. Gain accountability of all personnel and equipment.
7. Report details of the threat to all team members and adjacent elements.
8. Continue with mission, as required.

REFERENCES:

1. FM 3-05.221 Special Forces Advanced Urban Combat

SUPPORT REQUIREMENTS:

ORDNANCE:

<u>DODIC</u>	<u>Quantity</u>
A059 Cartridge, 5.56mm Ball M855 10/Clip	100 cartridges per Marine
A475 Cartridge, Caliber .45 Ball M1911	50 cartridges per Marine
AA12 Cartridge, 9mm FX Red Marking	50 cartridges per Marine
AA21 Cartridge, 9mm FX Blue Marking	50 cartridges per Marine
AA40 Cartridge, 5.56mm Jacketed Frangible	100 cartridges per Marine
GG20- Grenade, Hand Stun	4 grenades per squad

RANGE/TRAINING AREA:

Facility Code 17961 Combat In Cities Facility
Facility Code 17962 MOUT Collective Training Facility (Small)

RECN-RAID-1012: Participate in a Vehicle Assault

EVALUATION-CODED: NO **SUSTAINMENT INTERVAL:** 12 months

MOS PERFORMING: 0307, 0321, 8403, 8427

BILLETS: Recon Man

GRADES: PVT, PFC, LCPL, CPL, SGT, SSGT, GYSGT, 2NDLT, 1STLT, CAPT, NV-SN, NV-PO-3, NV-PO-2, NV-PO-1

INITIAL TRAINING SETTING: FORMAL

CONDITION: As a member of a Recon team with required equipment and given a mission, while conducting an assault.

STANDARD: By assuming a dominating position, reacting to the situation and securing the vehicle.

PERFORMANCE STEPS:

1. Develop vehicle assault plan.
2. Establish security.
3. Employ diversion, if required.
4. Stop the vehicle, if required.
5. Conduct movement to the vehicle.
6. Eliminate adversaries, as required.
7. Check accessibility.
8. Gain vehicle entry, as required.
9. Control vehicle occupants.
10. Search occupants/vehicle.
11. Mark vehicle.
12. Report as necessary.
13. Continue mission, as required.

REFERENCES:

1. FM 3-05.221 Special Forces Advanced Urban Combat
2. MCWP 3-35.3 Military Operations on Urbanized Terrain (MOUT)

SUPPORT REQUIREMENTS:

ORDNANCE:

<u>DODIC</u>	<u>Quantity</u>
A059 Cartridge, 5.56mm Ball M855 10/Clip	100 cartridges per Marine
A475 Cartridge, Caliber .45 Ball M1911	50 cartridges per Marine
AA12 Cartridge, 9mm FX Red Marking	50 cartridges per Marine
AA21 Cartridge, 9mm FX Blue Marking	50 cartridges per Marine
AA40 Cartridge, 5.56mm Jacketed Frangible	100 cartridges per Marine
GG20- Grenade, Hand Stun	4 grenades per Marine

RANGE/TRAINING AREA:

Facility Code 17710 Multipurpose Training Range (MPTR)
Facility Code 17711 Automated Multipurpose Training Range (MPTR)
Facility Code 17720 Tank/Fighting Vehicle Platoon Battle Run

RECNSERE-1001: Employ Evasion Techniques - CLASSIFIED

EVALUATION-CODED: NO **SUSTAINMENT INTERVAL:** 12 months

MOS PERFORMING: 0307, 0321, 8403, 8427

BILLETS: Recon Man

GRADES: PVT, PFC, LCPL, CPL, SGT, SSGT, GYSGT, 2NDLT, 1STLT, CAPT, NV-SN, NV-PO-3, NV-PO-2, NV-PO-1

INITIAL TRAINING SETTING: FORMAL

CONDITION: Classified.

STANDARD: Classified.

PERFORMANCE STEPS: Classified.

ADMIN INSTRUCTION: 1. Per DODI 1300.21 personnel will be considered trained in this event upon successful completion of formal Level C SERE Training. 2. Annual certification in this event will be conducted by successfully completing the SERE 100.1 (JTSERE100A) web-based training via MARINET.

RECEN-SERE-1002: Employ Urban Evasion Techniques

EVALUATION-CODED: NO **SUSTAINMENT INTERVAL:** 24 months

MOS PERFORMING: 0307, 0321, 8403, 8427

BILLETS: Recon Man

GRADES: PVT, PFC, LCPL, CPL, SGT, SSGT, GYSGT, 2NDLT, 1STLT, CAPT, NV-SN, NV-PO-3, NV-PO-2, NV-PO-1

INITIAL TRAINING SETTING: FORMAL

CONDITION: Given a mission and placed in an evasion environment.

STANDARD: By avoiding detection.

PERFORMANCE STEPS:

1. Sanitize clothing and eliminate pocket litter.
2. Evade over, through, or around urban barriers.
3. Provide shelter.
4. Build and use fire.
5. Identify water sources.
6. Identify food sources.
7. Identify evader safety versus security considerations.
8. Complete an Evasion Plan of Action (EPA).

REFERENCES:

1. JP 3-06 Joint Urban Operations
 2. JP 3-50 Personnel Recovery
-

RECEN-SERE-1003: Avoid Recognition and Detection

EVALUATION-CODED: NO **SUSTAINMENT INTERVAL:** 24 months

MOS PERFORMING: 0307, 0321, 8403, 8427

BILLETS: Recon Man

GRADES: PVT, PFC, LCPL, CPL, SGT, SSGT, GYSGT, 2NDLT, 1STLT, CAPT, NV-SN, NV-PO-3, NV-PO-2, NV-PO-1

INITIAL TRAINING SETTING: FORMAL

CONDITION: Given a mission and placed in an evasion environment.

STANDARD: By utilizing the proper techniques to survive and evade until recovered by friendly forces.

PERFORMANCE STEPS:

1. Identify advantages/disadvantages of tracking.
2. Identify classifications of signs.
3. Gain and maintain situation awareness.
4. Avoid detection while satisfying survival needs.

REFERENCES:

1. AFMAN 36-2216 Survival Manual
 2. JWTC Combat Tracking Manual
 3. MCRP 3-02H Survival, Evasion, and Recovery
 4. MCWP 3-15.3 Scout Sniping
-

RECN-SERE-1004: Counter an Attack/Sentry Dog Attack

EVALUATION-CODED: NO SUSTAINMENT INTERVAL: 24 months

MOS PERFORMING: 0307, 0321, 8403, 8427

BILLETS: Recon Man

GRADES: PVT, PFC, LCPL, CPL, SGT, SSGT, GYSGT, 2NDLT, 1STLT, CAPT, NV-SN, NV-PO-3, NV-PO-2, NV-PO-1

INITIAL TRAINING SETTING: FORMAL

CONDITION: Given a mission and placed in an evasion environment.

STANDARD: By utilizing the proper techniques to eliminate the threat.

PERFORMANCE STEPS:

1. Identify attack/sentry dog operations.
2. Avoid detection by an attack/sentry dog.
3. Exploit the weaknesses of an attack/sentry dog.
4. Utilize the techniques for countering an attack/sentry dog attack.

REFERENCES:

1. FM 23-10 Sniper Training
2. FM 3-05 Army Special Operations Forces

SUPPORT REQUIREMENTS:

RANGE/TRAINING AREA: Facility Code 17413 Field Training Area

UNITS/PERSONNEL: Dog handler and dog.

OTHER SUPPORT REQUIREMENTS: Contract for outsourcing of dog handler.

REC�-SERE-1005: Navigate to a Known Location

EVALUATION-CODED: NO SUSTAINMENT INTERVAL: 24 months

MOS PERFORMING: 0307, 0321, 8403, 8427

BILLETS: Recon Man

GRADES: PVT, PFC, LCPL, CPL, SGT, SSGT, GYSGT, 2NDLT, 1STLT, CAPT, NV-SN, NV-PO-3, NV-PO-2, NV-PO-1

INITIAL TRAINING SETTING: FORMAL

CONDITION: Given a mission, selected survival equipment, and placed in an evasion environment.

STANDARD: By utilizing the proper techniques to survive and evade until recovered by friendly forces.

PERFORMANCE STEPS:

1. Navigate utilizing a compass.
2. Navigate utilizing improvised means.
3. Use an Evasion Chart (EVC).

REFERENCES:

1. AFMAN 36-2216 Survival Manual
2. FM 3-05.70 Survival
3. FM 3-25.26 Map Reading and Land Navigation
4. MCRP 3-02H Survival, Evasion, and Recovery

SUPPORT REQUIREMENTS:

RANGE/TRAINING AREA: Facility Code 17413 Field Training Area

MISCELLANEOUS:

ADMINISTRATIVE INSTRUCTIONS: This task requires demonstration of the skill to navigate by foot over distances that require a total movement of 25 kilometers with checkpoints 5-7 kilometers apart.

REC�-SERE-1006: Use Recovery Devices

EVALUATION-CODED: NO SUSTAINMENT INTERVAL: 24 months

MOS PERFORMING: 0307, 0321, 8403, 8427

BILLETS: Recon Man

GRADES: PVT, PFC, LCPL, CPL, SGT, SSGT, GYSGT, 2NDLT, 1STLT, CAPT, NV-SN, NV-PO-3, NV-PO-2, NV-PO-1

INITIAL TRAINING SETTING: FORMAL

CONDITION: Given a mission and placed in an evasion environment.

STANDARD: To facilitate the safe recovery of personnel.

PERFORMANCE STEPS:

1. Select a recovery site.
2. Identify safety considerations.
3. Use a primary recovery device.
4. Improvise a fixed loop recovery device.

REFERENCES:

1. AFMAN 36-2216 Survival Manual
2. FM 3-05.70 Survival
3. MCRP 3-02H Survival, Evasion, and Recovery

SUPPORT REQUIREMENTS:

RANGE/TRAINING AREA: Facility Code 17413 Field Training Area

RECNSERE-1007: Execute Personnel Recovery - CLASSIFIED

EVALUATION-CODED: NO SUSTAINMENT INTERVAL: 12 months

MOS PERFORMING: 0307, 0321, 8403, 8427

BILLETS: Recon Man

GRADES: PVT, PFC, LCPL, CPL, SGT, SSGT, GYSGT

INITIAL TRAINING SETTING: FORMAL

CONDITION: Given a mission and placed in an evasion environment.

STANDARD: In accordance with reference DoDI 2310.6 Non-conventional Assisted Recovery in the Department of Defense

PERFORMANCE STEPS: CLASSIFIED.

REFERENCES:

1. AR 525-90 Combat Search and Rescue Procedures
2. DoDI 2310.6 Non-conventional Assisted Recovery in the Department of Defense
3. FM 3-05.70 Survival
4. FM 7-93 Long Range Surveillance Unit Operations
5. JP 3-50 Personnel Recovery
6. PRMS Personnel Recovery Mission Software
7. USAJFKSWCS Publication 525-5-14 Unconventional Assisted Recovery

SUPPORT REQUIREMENTS:

RANGE/TRAINING AREA: Facility Code 17413 Field Training Area

ADMIN INSTRUCTION: 1. Per DODI 1300.21 personnel will be considered trained in this event upon successful completion of formal Level C SERE Training. 2. Annual certification in this event will be conducted by successfully completing the SERE 100.1 (JTSERE100A) web-based training via MARINET.

RECNSERE-1008: Obtain Potable Water

EVALUATION-CODED: NO **SUSTAINMENT INTERVAL:** 24 months

MOS PERFORMING: 0307, 0321, 8403, 8427

BILLETS: Recon Man

GRADES: PVT, PFC, LCPL, CPL, SGT, SSGT, GYSGT

INITIAL TRAINING SETTING: FORMAL

CONDITION: Given a mission, selected survival equipment, and placed in an evasion environment.

STANDARD: In sufficient amounts to maintain hydration to survive and evade until recovered by friendly forces.

PERFORMANCE STEPS:

1. Locate or construct a water source.
2. Prepare water for consumption.
3. Utilize water storage devices.

REFERENCES:

1. AFMAN 36-2216 Survival Manual
2. FM 3-05.70 Survival
3. MCRP 3-02H Survival, Evasion, and Recovery

SUPPORT REQUIREMENTS:

RANGE/TRAINING AREA: Facility Code 17413 Field Training Area

RECNSERE-1009: Utilize a Survival Diet

EVALUATION-CODED: NO **SUSTAINMENT INTERVAL:** 24 months

MOS PERFORMING: 0307, 0321, 8403, 8427

BILLETS: Recon Man

GRADES: PVT, PFC, LCPL, CPL, SGT, SSGT, GYSGT, 2NDLT, 1STLT, CAPT, NV-SN, NV-PO-3, NV-PO-2, NV-PO-1

INITIAL TRAINING SETTING: FORMAL

CONDITION: Given a mission and placed in a survival environment.

STANDARD: To maintain physical functions required to survive and evade until recovered by friendly forces.

PERFORMANCE STEPS:

1. Identify resources required and available.
2. Hunt, trap, obtain, and/or gather food as required.
3. Prepare food for consumption.
4. Utilize food preservation techniques.
5. Utilize food storage devices.

REFERENCES:

1. AFMAN 36-2216 Survival Manual
2. FM 3-05.70 Survival
3. FM 31-70 Basic Cold Weather Manual
4. MCRP 3-02H Survival, Evasion, and Recovery

SUPPORT REQUIREMENTS:

RANGE/TRAINING AREA: Facility Code 17413 Field Training Area

RECN-SERE-1010: Make and Use Fire

EVALUATION-CODED: NO

SUSTAINMENT INTERVAL: 24 months

MOS PERFORMING: 0307, 0321, 8403, 8427

BILLETS: Recon Man

GRADES: PVT, PFC, LCPL, CPL, SGT, SSGT, GYSGT, 2NDLT, 1STLT, CAPT, NV-SN, NV-PO-3, NV-PO-2, NV-PO-1

INITIAL TRAINING SETTING: FORMAL

CONDITION: Given a mission, selected survival equipment, and placed in a survival environment.

STANDARD: To assist in survival or recovery while maintaining a tactical signature.

PERFORMANCE STEPS:

1. Determine the type of fire required for the situation.
2. Obtain required resources.
3. Construct the appropriate fire.
4. Employ fire for cooking, sanitation, signaling, and/or warmth.
5. Manage resources to maintain fire as required.
6. Sterilize the evasion fire area.

REFERENCES:

1. AFMAN 36-2216 Survival Manual
2. FM 3-05.70 Survival

3. MCRP 3-02H Survival, Evasion, and Recovery

SUPPORT REQUIREMENTS:

RANGE/TRAINING AREA: Facility Code 17413 Field Training Area

REC-SERE-1011: Improvise an Expedient Pack or Load-bearing System

EVALUATION-CODED: NO SUSTAINMENT INTERVAL: 24 months

MOS PERFORMING: 0307, 0321, 8403, 8427

BILLETS: Recon Man

GRADES: PVT, PFC, LCPL, CPL, SGT, SSGT, GYSGT, 2NDLT, 1STLT, CAPT, NV-SN, NV-PO-3, NV-PO-2, NV-PO-1

INITIAL TRAINING SETTING: FORMAL

CONDITION: Given a mission, selected survival equipment, and placed in a survival environment.

STANDARD: To sustain your ability to survive, escape, and/or evade until recovered by friendly forces.

PERFORMANCE STEPS:

1. Utilize the five principles for constructing an improvised expedient pack or load-bearing system.
2. Gather materials.
3. Construct system to accommodate load.

REFERENCES:

1. AFMAN 36-2216 Survival Manual
2. FM 3-05.70 Survival
3. MCRP 3-02H Survival, Evasion, and Recovery
4. WSVX.1 USMC Winter Survival Course Handbook

SUPPORT REQUIREMENTS:

RANGE/TRAINING AREA: Facility Code 17413 Field Training Area

REC-SERE-1012: Maintain Personal Survival Items

EVALUATION-CODED: NO SUSTAINMENT INTERVAL: 24 months

MOS PERFORMING: 0307, 0321, 8403, 8427

BILLETS: Recon Man

GRADES: PVT, PFC, LCPL, CPL, SGT, SSGT, GYSGT, 2NDLT, 1STLT, CAPT, NV-SN, NV-PO-3, NV-PO-2, NV-PO-1

INITIAL TRAINING SETTING: FORMAL

CONDITION: Given a mission, selected survival equipment, and placed in a survival environment.

STANDARD: To sustain your ability to survive, escape, and/or evade until recovered by friendly forces.

PERFORMANCE STEPS:

1. Use and care for clothing.
2. Use and care for equipment.
3. Resolve survival needs using improvised measures.

REFERENCES:

1. AFMAN 36-2216 Survival Manual
2. MCRP 3-02H Survival, Evasion, and Recovery

SUPPORT REQUIREMENTS:

RANGE/TRAINING AREA: Facility Code 17413 Field Training Area

RECN-SERE-1013: Manage Survival Medicine Utilizing Field Expedient Measures

EVALUATION-CODED: NO **SUSTAINMENT INTERVAL:** 24 months

MOS PERFORMING: 0307, 0321, 8403, 8427

BILLETS: Recon Man

GRADES: PVT, PFC, LCPL, CPL, SGT, SSGT, GYSGT

INITIAL TRAINING SETTING: FORMAL

CONDITION: Given a mission, selected survival equipment, and placed in a survival environment.

STANDARD: To sustain your ability to survive, escape, and/or evade until recovered by friendly forces.

PERFORMANCE STEPS:

1. Prevent injuries common to survival and captivity.
2. Treat injuries common to survival and captivity.
3. Identify preventive measures used to avoid illnesses common to survival and captivity.
4. Identify treatments for illnesses common to survival and captivity.

REFERENCES:

1. AFMAN 36-2216 Survival Manual
2. FM 3-05.70 Survival

3. MCRP 3-02H Survival, Evasion, and Recovery

SUPPORT REQUIREMENTS:

RANGE/TRAINING AREA: Facility Code 17413 Field Training Area

RECNSERE-1014: Provide Shelter

EVALUATION-CODED: NO

SUSTAINMENT INTERVAL: 24 months

MOS PERFORMING: 0307, 0321, 8403, 8427

BILLETS: Recon Man

GRADES: PVT, PFC, LCPL, CPL, SGT, SSGT, GYSGT, 2NDLT, 1STLT, CAPT, NV-SN, NV-PO-3, NV-PO-2, NV-PO-1

INITIAL TRAINING SETTING: FORMAL

CONDITION: Given a mission, selected survival equipment, and placed in a survival environment.

STANDARD: That provides protection from the environment and aids in avoiding detection.

PERFORMANCE STEPS:

1. Identify the basic criteria for all shelters.
2. Apply the BLISS principle when constructing an evasion shelter.
3. Utilize naturally occurring shelters.
4. Construct global man-made shelters.

REFERENCES:

1. AFMAN 36-2216 Survival Manual
2. FM 3-05.70 Survival
3. MCRP 3-02H Survival, Evasion, and Recovery

SUPPORT REQUIREMENTS:

RANGE/TRAINING AREA: Facility Code 17413 Field Training Area

RECNSERE-1015: Defeat Restraints - CLASSIFIED

EVALUATION-CODED: NO

SUSTAINMENT INTERVAL: 12 months

MOS PERFORMING: 0307, 0321, 8403, 8427

BILLETS: Recon Man

GRADES: PVT, PFC, LCPL, CPL, SGT, SSGT, GYSGT, 2NDLT, 1STLT, CAPT, NV-SN, NV-PO-3, NV-PO-2, NV-PO-1

INITIAL TRAINING SETTING: FORMAL

CONDITION: Given a mission and placed in a captive environment.

STANDARD: In accordance with reference DoDI 3002.13 Personnel Recovery Preparation through Education and Training.

PERFORMANCE STEPS: CLASSIFIED.

REFERENCES:

1. DoDI 3002.13 Personnel Recovery Preparation through Education and Training
2. FM 3-05.701 Army Special Operations Forces Resistance and Escape
3. FM 3-05.71 Resistance and Escape
4. JP 3-50 Personnel Recovery
5. STIRP SERE Training Instructor Reference Products

ADMIN INSTRUCTION: 1. Per DODI 1300.21 personnel will be considered trained in this event upon successful completion of formal Level C SERE Training. 2. Annual certification in this event will be conducted by successfully completing the SERE 100.1 (JTSERE100A) web-based training via MARINET.

RECNS-SERE-1016: Gain and Maintain Situational Awareness

EVALUATION-CODED: NO **SUSTAINMENT INTERVAL:** 24 months

MOS PERFORMING: 0307, 0321, 8403, 8427

BILLETS: Recon Man

GRADES: PVT, PFC, LCPL, CPL, SGT, SSGT, GYSGT, 2NDLT, 1STLT, CAPT, NV-SN, NV-PO-3, NV-PO-2, NV-PO-1

INITIAL TRAINING SETTING: FORMAL

CONDITION: Given a mission and placed in a captive environment.

STANDARD: In accordance with reference DoDI 3002.13 Personnel Recovery Preparation through Education and Training.

PERFORMANCE STEPS:

1. Determine methods for using situational awareness in captivity environments.
2. Utilize situational awareness.
3. Describe the spectrum of captivity.
4. Identify the stages of captivity.
5. Explain the characteristics of captive environments across the spectrum of captivity.

REFERENCES:

1. DoDI 3002.13 Personnel Recovery Preparation through Education and Training
2. FM 3-05.701 Army Special Operations Forces Resistance and Escape
3. FM 3-05.71 Resistance and Escape

4. STIRP SERE Training Instructor Reference Products

REC�-SERE-1017: Cope with the Psychological Effects of Captivity

EVALUATION-CODED: NO SUSTAINMENT INTERVAL: 24 months

MOS PERFORMING: 0307, 0321, 8403, 8427

BILLETS: Recon Man

GRADES: PVT, PFC, LCPL, CPL, SGT, SSGT, GYSGT, 2NDLT, 1STLT, CAPT, NV-SN, NV-PO-3, NV-PO-2, NV-PO-1

INITIAL TRAINING SETTING: FORMAL

CONDITION: Given a mission and placed in a captive environment.

STANDARD: In accordance with reference DoDI 3002.13 Personnel Recovery Preparation through Education and Training.

PERFORMANCE STEPS:

1. Utilize methods of combating psychological stress in captivity.
2. Utilize methods for using situational awareness in captivity environments.
3. Demonstrate individual tools and techniques for resisting psychological effects of survival.

REFERENCES:

1. AFMAN 36-2216 Survival Manual
 2. DoDI 3002.13 Personnel Recovery Preparation through Education and Training
 3. FM 3-05.701 Army Special Operations Forces Resistance and Escape
 4. FM 3-05.71 Resistance and Escape
-

REC�-SERE-1018: Defeat Holding Facilities - CLASSIFIED

EVALUATION-CODED: NO SUSTAINMENT INTERVAL: 12 months

MOS PERFORMING: 0307, 0321, 8403, 8427

BILLETS: Recon Man

GRADES: PVT, PFC, LCPL, CPL, SGT, SSGT, GYSGT, 2NDLT, 1STLT, CAPT, NV-SN, NV-PO-3, NV-PO-2, NV-PO-1

INITIAL TRAINING SETTING: FORMAL

CONDITION: Given a mission and placed in a captive environment.

STANDARD: In accordance with reference DoDI 3002.13 Personnel Recovery Preparation through Education and Training.

PERFORMANCE STEPS: CLASSIFIED.

REFERENCES:

1. DoDI 3002.13 Personnel Recovery Preparation through Education and Training
2. FM 3-05.701 Army Special Operations Forces Resistance and Escape
3. FM 3-05.71 Resistance and Escape

SUPPORT REQUIREMENTS:

RANGE/TRAINING AREA: Facility Code 17413 Field Training Area

ADMIN INSTRUCTION: 1. Per DODI 1300.21 personnel will be considered trained in this event upon successful completion of formal Level C SERE Training. 2. Annual certification in this event will be conducted by successfully completing the SERE 100.1 (JTSERE100A) web-based training via MARINET.

REC-N-SERE-1019: Determine Exploitation Techniques used by Captor -
CLASSIFIED

EVALUATION-CODED: NO SUSTAINMENT INTERVAL: 24 months

MOS PERFORMING: 0307, 0321, 8403, 8427

BILLETS: Recon Man

GRADES: PVT, PFC, LCPL, CPL, SGT, SSGT, GYSGT, 2NDLT, 1STLT, CAPT, NV-SN, NV-PO-3, NV-PO-2, NV-PO-1

INITIAL TRAINING SETTING: FORMAL

CONDITION: Given a mission and placed in a captive environment.

STANDARD: In accordance with reference DoDI 3002.13 Personnel Recovery Preparation through Education and Training.

PERFORMANCE STEPS: CLASSIFIED.

REFERENCES:

1. DoDI 3002.13 Personnel Recovery Preparation through Education and Training
2. FM 3-05.701 Army Special Operations Forces Resistance and Escape
3. FM 3-05.71 Resistance and Escape
4. STIRP SERE Training Instructor Reference Products

SUPPORT REQUIREMENTS:

RANGE/TRAINING AREA: Facility Code 17413 Field Training Area

REC-N-SERE-1020: Resist Exploitation - CLASSIFIED

EVALUATION-CODED: NO SUSTAINMENT INTERVAL: 12 months

MOS PERFORMING: 0307, 0321, 8403, 8427

BILLETS: Recon Man

GRADES: PVT, PFC, LCPL, CPL, SGT, SSGT, GYSGT, 2NDLT, 1STLT, CAPT, NV-SN, NV-PO-3, NV-PO-2, NV-PO-1

INITIAL TRAINING SETTING: FORMAL

CONDITION: Given a mission and placed in a captive environment.

STANDARD: In accordance with reference DoDI 3002.13 Personnel Recovery Preparation through Education and Training.

PERFORMANCE STEPS: CLASSIFIED.

REFERENCES:

1. DoDI 3002.13 Personnel Recovery Preparation through Education and Training
2. FM 3-05.701 Army Special Operations Forces Resistance and Escape
3. FM 3-05.71 Resistance and Escape
4. STIRP SERE Training Instructor Reference Products

SUPPORT REQUIREMENTS:

RANGE/TRAINING AREA: Facility Code 17413 Field Training Area

ADMIN INSTRUCTION: 1. Per DODI 1300.21 personnel will be considered trained in this event upon successful completion of formal Level C SERE Training. 2. Annual certification in this event will be conducted by successfully completing the SERE 100.1 (JTSERE100A) web-based training via MARINET.

RECNS-SERE-1021: Utilize Signaling Techniques - CLASSIFIED

EVALUATION-CODED: NO SUSTAINMENT INTERVAL: 12 months

MOS PERFORMING: 0307, 0321, 8403, 8427

BILLETS: Recon Man

GRADES: PVT, PFC, LCPL, CPL, SGT, SSGT, GYSGT, 2NDLT, 1STLT, CAPT, NV-SN, NV-PO-3, NV-PO-2, NV-PO-1

INITIAL TRAINING SETTING: FORMAL

CONDITION: Given a mission and placed in a captive environment.

STANDARD: By effectively communicating as required to accomplish the mission.

PERFORMANCE STEPS: CLASSIFIED.

REFERENCES:

1. AFMAN 36-2216 Survival Manual
2. FM 3-05.70 Survival
3. MCRP 3-02H Survival, Evasion, and Recovery

SUPPORT REQUIREMENTS:

RANGE/TRAINING AREA: Facility Code 17413 Field Training Area

ADMIN INSTRUCTION: 1. Per DODI 1300.21 personnel will be considered trained in this event upon successful completion of formal Level C SERE Training. 2. Annual certification in this event will be conducted by successfully completing the SERE 100.1 (JTSERE100A) web-based training via MARINENET.

REC-N-SERE-1022: Communicate in Captivity - CLASSIFIED

EVALUATION-CODED: NO **SUSTAINMENT INTERVAL:** 12 months

MOS PERFORMING: 0307, 0321, 8403, 8427

BILLETS: Recon Man

GRADES: PVT, PFC, LCPL, CPL, SGT, SSGT, GYSGT, 2NDLT, 1STLT, CAPT, NV-SN, NV-PO-3, NV-PO-2, NV-PO-1

INITIAL TRAINING SETTING: FORMAL

CONDITION: Given a mission and placed in a captive environment.

STANDARD: In accordance with reference DoDI 3002.13 Personnel Recovery Preparation through Education and Training.

PERFORMANCE STEPS: CLASSIFIED.

REFERENCES:

1. DoDI 3002.13 Personnel Recovery Preparation through Education and Training
2. FM 3-05.701 Army Special Operations Forces Resistance and Escape
3. JP 3-50 Personnel Recovery
4. STIRP SERE Training Instructor Reference Products

ADMIN INSTRUCTION: 1. Per DODI 1300.21 personnel will be considered trained in this event upon successful completion of formal Level C SERE Training. 2. Annual certification in this event will be conducted by successfully completing the SERE 100.1 (JTSERE100A) web-based training via MARINENET.

REC-N-SERE-1023: Organize in Captivity - CLASSIFIED

EVALUATION-CODED: NO **SUSTAINMENT INTERVAL:** 12 months

MOS PERFORMING: 0307, 0321, 8403, 8427

BILLETS: Recon Man

GRADES: PVT, PFC, LCPL, CPL, SGT, SSGT, GYSGT, 2NDLT, 1STLT, CAPT, NV-SN, NV-PO-3, NV-PO-2, NV-PO-1

INITIAL TRAINING SETTING: FORMAL

CONDITION: Given a mission and placed in a captive environment.

STANDARD: In accordance with reference DoDI 3002.13 Personnel Recovery Preparation through Education and Training.

PERFORMANCE STEPS: CLASSIFIED.

REFERENCES:

1. DoDI 3002.13 Personnel Recovery Preparation through Education and Training
2. FM 3-05.701 Army Special Operations Forces Resistance and Escape
3. FM 3-05.71 Resistance and Escape

SUPPORT REQUIREMENTS:

RANGE/TRAINING AREA: Facility Code 17413 Field Training Area

ADMIN INSTRUCTION: 1. Per DODI 1300.21 personnel will be considered trained in this event upon successful completion of formal Level C SERE Training. 2. Annual certification in this event will be conducted by successfully completing the SERE 100.1 (JTSERE100A) web-based training via MARINET.

RECNS-SERE-1024: Resolve Captivity - CLASSIFIED

EVALUATION-CODED: NO

SUSTAINMENT INTERVAL: 12 months

MOS PERFORMING: 0307, 0321, 8403, 8427

BILLETS: Recon Man

GRADES: PVT, PFC, LCPL, CPL, SGT, SSGT, GYSGT, 2NDLT, 1STLT, CAPT, NV-SN, NV-PO-3, NV-PO-2, NV-PO-1

INITIAL TRAINING SETTING: FORMAL

CONDITION: Given a mission and placed in a captive environment.

STANDARD: In accordance with reference DoDI 3002.13 Personnel Recovery Preparation through Education and Training.

PERFORMANCE STEPS: CLASSIFIED.

REFERENCES:

1. DoDI 3002.13 Personnel Recovery Preparation through Education and Training
2. FM 3-05.701 Army Special Operations Forces Resistance and Escape
3. FM 3-05.71 Resistance and Escape

ADMIN INSTRUCTION: 1. Per DODI 1300.21 personnel will be considered trained in this event upon successful completion of formal Level C SERE Training. 2. Annual certification in this event will be conducted by successfully completing the SERE 100.1 (JTSERE100A) web-based training via MARINENET.

RECEN-SHAP-1001: Call for indirect fire using the grid method

EVALUATION-CODED: NO **SUSTAINMENT INTERVAL:** 12 months

MOS PERFORMING: 0307, 0321, 8403, 8427

BILLETS: Recon Man

GRADES: PVT, PFC, LCPL, CPL, SGT, 2NDLT, 1STLT, CAPT, NV-SN, NV-PO-3, NV-PO-2, NV-PO-1

INITIAL TRAINING SETTING: FORMAL

CONDITION: Given a map, compass, protractor, target, and radio with frequency.

STANDARD: By achieving effective fire on target within three adjustments.

PERFORMANCE STEPS:

1. Determine target description.
2. Determine/estimate the location of the target using grid coordinates.
3. Determine the direction to the target from the observer's position in mils.
4. Determine/estimate the distance to the target from the observer's position in meters.
5. Establish an observer to target factor.
6. Determine the method of engagement.
7. Determine the method of fire and control.
8. Initiate a call for fire by transmitting observer identification and warning order to the fire direction center.
9. Transmit a target location using an eight digit grid coordinate to the fire direction center.
10. Transmit a target description, method of engagement, and method of fire and control to the fire direction center.
11. Receive a message to observer from the fire direction center.
12. Receive "shot, over" from the fire direction center.
13. Transmit "shot, out" to the fire direction center.
14. Observe the impact of the round.
15. Spot the round for height of burst, range, and deviation from the target.
16. Using the height of burst (HOB) spotting, determine the height of burst correction in meters.
17. Using the range spotting, determine the range correction in meters using successive or hasty bracketing.
18. Using the deviation spotting and the OT factor (The mil relation formula or WERM rule), determine the deviation correction in meters.
19. Transmit the direction to the target from the observer's position in mils grid.

20. Transmit a correction for deviation, range, and height of burst.
21. Repeat performance steps 11 through 18 until the target is within the effective casualty radius/HOB of the round.
22. Transmit a request to fire for effect to the fire direction center.
23. Receive "rounds complete, over" from the fire direction center.
24. Transmit "rounds complete, out" to the fire direction center.
25. Determine the effect on target.
26. Determine refinement corrections.
27. Transmit refinement correction, record as target if required, an end of mission request, and battle damage assessment.

REFERENCES:

1. MCWP 3-16.6A Supporting Arms Observer, Spotter and Controller (FMFM 6-8)

SUPPORT REQUIREMENTS:

ORDNANCE:

<u>DODIC</u>	<u>Quantity</u>
C868 Cartridge, 81mm HE M821/M821A1 with	4 cartridges per Marine

RANGE/TRAINING AREA: Facility Code 17670 Mortar Range

OTHER SUPPORT REQUIREMENTS: ISMT, TSFO, CAST Trainer, FOPCSIM, Sand table, and pneumatic mortars.

MISCELLANEOUS:

ADMINISTRATIVE INSTRUCTIONS: This task can be trained to standard using simulation.

RECN-SHAP-1002: Call for indirect fire using the polar method

EVALUATION-CODED: NO **SUSTAINMENT INTERVAL:** 12 months

MOS PERFORMING: 0307, 0321, 8403, 8427

BILLETS: Recon Man

GRADES: PVT, PFC, LCPL, CPL, SGT, 2NDLT, 1STLT, CAPT, NV-SN, NV-PO-3, NV-PO-2, NV-PO-1

INITIAL TRAINING SETTING: FORMAL

CONDITION: Given a map, compass, protractor, target, and radio with frequency.

STANDARD: By achieving effective fire on target within three adjustments.

PERFORMANCE STEPS:

1. Determine the grid coordinates of your location.
2. Transmit your location coded to the fire direction center.
3. Determine target description.

4. Determine the direction to the target from the observer's position in mils.
5. Determine the vertical interval between the observer and the target in meters.
6. Establish an observer to target factor.
7. Determine the method of engagement.
8. Determine the method of fire and control.
9. Initiate a call for fire by transmitting observer identification and warning order to the fire direction center.
10. Transmit a target location using the direction, distance, and vertical shift to the target from the observer to the fire direction center.
11. Transmit a target description, method of engagement, and method of fire and control to the fire direction center.
12. Receive a message to observer from the fire direction center.
13. Receive "shot, over" from the fire direction center.
14. Transmit "shot, out" to the fire direction center.
15. Observe the impact of the round.
16. Spot the round for height of burst, range, and deviation from the target.
17. Using the height of burst spotting, determine the height of burst correction in meters.
18. Using the range spotting, determine the range correction in meters using successive or hasty bracketing.
19. Using the deviation spotting and the OT factor, determine the deviation correction in meters.
20. Repeat performance steps 11 through 18 until the target is within the effective casualty radius of the round.
21. Transmit a request to fire for effect to the fire direction center.
22. Transmit "rounds complete, out" to the fire direction center.
23. Receive "rounds complete" from the fire direction center.
24. Determine the effect on target.
25. Determine refinement corrections.
26. Transmit refinement correction, record as target if required, an end of mission request, and battle damage assessment.

REFERENCES:

1. MCWP 3-16.6A Supporting Arms Observer, Spotter and Controller (FMFM 6-8)

SUPPORT REQUIREMENTS:

ORDNANCE:

<u>DODIC</u>	<u>Quantity</u>
C868 Cartridge, 81mm HE M821/M821A1 with	4 cartridges per Marine

RANGE/TRAINING AREA: Facility Code 17670 Mortar Range

OTHER SUPPORT REQUIREMENTS: ISMT, TSFO, CAST Trainer, FOPCSIM, Sand table, and pneumatic mortars.

MISCELLANEOUS:

ADMINISTRATIVE INSTRUCTIONS: This task can be trained to standard using simulation.

REC�-SHAP-1003: Prepare a 9-Line brief for CAS

EVALUATION-CODED: NO **SUSTAINMENT INTERVAL:** 12 months

MOS PERFORMING: 0307, 0321, 8403, 8427

BILLETS: Recon Man

GRADES: PVT, PFC, LCPL, CPL, SGT, 2NDLT, 1STLT, CAPT, NV-SN, NV-PO-3, NV-PO-2, NV-PO-1

INITIAL TRAINING SETTING: FORMAL

CONDITION: Given a scenario involving a Close Air Support (CAS) strike with a Forward Air Controller (FAC), a topographic map, compass, protractor, a target, an attack aircraft with ordnance, and an information sheet containing: an aircraft call sign, mission number, type ordnance load, enemy situation, friendly situation, attack restrictions, and a radio frequency.

STANDARD: To transmit all pertinent information.

PERFORMANCE STEPS:

1. Determine IP/BP.
2. Determine Heading.
3. Determine Distance.
4. Determine Target Elevation.
5. Determine Target Description.
6. Determine Target Location.
7. Determine Mark Type.
8. Determine location of friendly units.
9. Determine egress.

REFERENCES:

1. JP 3-09 Joint Fire Support
2. MCRP 3-16.2 Techniques and Procedures for Fire Support Coordination
3. MCWP 3-23.1 Close Air Support

SUPPORT REQUIREMENTS:

RANGE/TRAINING AREA:

Facility Code 17330 Covered Training Area
Facility Code 17430 Impact Area Dudded
Facility Code 17936 Close Air Support Range

MISCELLANEOUS:

ADMINISTRATIVE INSTRUCTIONS: 1. Terminal controller should have: a. Aircraft on correct azimuth. b. Aircraft pointed at target prior to cleared hot call given--regardless of platform. 2. Includes acting as FIST and terminal controller.

REC�-SHAP-1004: Prepare a 6-Line brief for CAS

EVALUATION-CODED: NO

SUSTAINMENT INTERVAL: 12 months

MOS PERFORMING: 0307, 0321, 8403, 8427

BILLETS: Recon Man

GRADES: PVT, PFC, LCPL, CPL, SGT, 2NDLT, 1STLT, CAPT, NV-SN, NV-PO-3, NV-PO-2, NV-PO-1

INITIAL TRAINING SETTING: FORMAL

CONDITION: Given a scenario involving a non standard rotary wing Close Air Support (CAS) strike with a Forward Air Controller (FAC), a topographic map, compass, protractor, a target, an attack aircraft with ordnance, and an information sheet containing: an aircraft call sign, mission number, type ordnance load, enemy situation, friendly situation, attack restrictions, and a radio frequency.

STANDARD: To transmit all pertinent information.

PERFORMANCE STEPS:

1. Determine controller position.
2. Determine Direction.
3. Determine Distance.
4. Determine Target Description.
5. Determine Mark Type.
6. Determine any additional remarks necessary.

REFERENCES:

1. JP 3-09 Joint Fire Support
2. MCRP 3-16.2 Techniques and Procedures for Fire Support Coordination
3. MCWP 3-23.1 Close Air Support

SUPPORT REQUIREMENTS:

RANGE/TRAINING AREA:

Facility Code 17330 Covered Training Area
Facility Code 17430 Impact Area Dudded
Facility Code 17936 Close Air Support Range

MISCELLANEOUS:

ADMINISTRATIVE INSTRUCTIONS: 1. Terminal controller should have: a. Aircraft on correct azimuth. b. Aircraft pointed at target prior to cleared hot call given--regardless of platform. 2. Includes acting as FIST and terminal controller.

RECNSPIE-1001: Insert and Extract utilizing a helicopter

EVALUATION-CODED: NO

SUSTAINMENT INTERVAL: 12 months

MOS PERFORMING: 0307, 0321, 8403, 8427

BILLETS: Recon Man

GRADES: PVT, PFC, LCPL, CPL, SGT, SSGT, GYSGT, 2NDLT, 1STLT, CAPT, NV-SN, NV-PO-3, NV-PO-2, NV-PO-1

INITIAL TRAINING SETTING: FORMAL

CONDITION: Given a patrol order, assigned weapon, and an assignment in a patrol, while wearing a fighting load.

STANDARD: By performing landing zone procedures.

PERFORMANCE STEPS:

1. Conduct rehearsals.
2. Load aircraft safely.
3. React to commands from crew chief and team leader.
4. Debark aircraft safely.
5. Conduct link up procedures.

REFERENCES:

1. MCRP 3-11.4A Helicopter Rope Suspension Techniques (HRST) Operations
 2. MCWP 3-11.2 Marine Rifle Squad
 3. SH 21-76 Ranger Handbook
-

RECNSPIE-1002: Prepare for HRST operations

EVALUATION-CODED: NO **SUSTAINMENT INTERVAL:** 12 months

MOS PERFORMING: 0307, 0321, 8403, 8427

BILLETS: Recon Man

GRADES: PVT, PFC, LCPL, CPL, SGT, SSGT, GYSGT, 2NDLT, 1STLT, CAPT, NV-SN, NV-PO-3, NV-PO-2, NV-PO-1

INITIAL TRAINING SETTING: FORMAL

CONDITION: Given a twelve-foot length of rope, a standing line, two snap links, and an anchor point.

STANDARD: By tying each knot correctly within their prescribed time.

PERFORMANCE STEPS:

1. Tie a square knot within 30 seconds.
2. Tie a round turn with 2 half hitches within 45 seconds.
3. Tie a clove hitch 30 seconds.
4. Tie a bowline on a bight 30 seconds.
5. Tie a bowline 45 seconds.
6. Tie a figure eight loop 45 seconds.
7. Tie a safety line 90 seconds.
8. Tie a double sheet bend 45 seconds.
9. Tie a 4 finger prussik with a bowline 90 seconds.

10. Tie a directional figure eight loop 30 seconds.
11. Tie a water tape knot 30 seconds.
12. Tie a rappel seat 2 minutes.

REFERENCES:

1. MCRP 3-11.4A Helicopter Rope Suspension Techniques (HRST) Operations
 2. SH 21-76 Ranger Handbook
-

RECN-SPIE-1003: Conduct fast rope operations

EVALUATION-CODED: NO **SUSTAINMENT INTERVAL:** 12 months

MOS PERFORMING: 0307, 0321, 8403, 8427

BILLETS: Recon Man

GRADES: PVT, PFC, LCPL, CPL, SGT, SSGT, GYSGT, 2NDLT, 1STLT, CAPT, NV-SN, NV-PO-3, NV-PO-2, NV-PO-1

INITIAL TRAINING SETTING: FORMAL

CONDITION: Given a service rifle, prescribed combat equipment, a helicopter/tilt-rotor aircraft, fastrope.

STANDARD: By descending safely with all equipment.

PERFORMANCE STEPS:

1. Prepare individual equipment.
2. Mount rope and descend.
3. Employ proper breaking technique.
4. Move away from rope.

REFERENCES:

1. MCRP 3-11.4A Helicopter Rope Suspension Techniques (HRST) Operations

SUPPORT REQUIREMENTS:

RANGE/TRAINING AREA: Facility Code 17917 Rappelling Training Area

MISCELLANEOUS:

ADMINISTRATIVE INSTRUCTIONS: 1. The various certifications for rappel master, etc., apply. 2. Medical support must be available on the scene of training. 3. Ensure all safety precautions are adhered to when performing this task. 4. This task can be trained to standard using a rappel tower.

RECN-SPIE-1004: Extract via SPIE operation

EVALUATION-CODED: NO **SUSTAINMENT INTERVAL:** 24 months

MOS PERFORMING: 0307, 0321, 8403, 8427

BILLETS: Recon Man

GRADES: PVT, PFC, LCPL, CPL, SGT, SSGT, GYSGT, 2NDLT, 1STLT, CAPT, NV-SN, NV-PO-3, NV-PO-2, NV-PO-1

INITIAL TRAINING SETTING: FORMAL

CONDITION: Given a service rifle, fighting load, pack, two snaplinks, sling rope, SPIE harness, SPIE rig, helicopter, HRST master.

STANDARD: By ascending/descending safely with all equipment.

PERFORMANCE STEPS:

1. Prepare equipment and safety lines.
2. Execute terminal guidance as required.
3. Hook up SPIE gear and safety line.
4. Step off when required.
5. Relay all required commands
6. Perform individual action during flight as required.
7. Land.
8. Unhook SPIE gear and safety line.
9. Maintain SPIE equipment

REFERENCES:

1. MCRP 3-11.4A Helicopter Rope Suspension Techniques (HRST) Operations

SUPPORT REQUIREMENTS:

RANGE/TRAINING AREA: Facility Code 17410 Maneuver/Training Area, Light Forces

MISCELLANEOUS:

ADMINISTRATIVE INSTRUCTIONS: 1. Medical support must be available on at the scene of training. 2. Ensure all safety precautions are adhered to when performing this task.

RECN-SPIE-1005: Conduct rappelling operations

EVALUATION-CODED: NO

SUSTAINMENT INTERVAL: 12 months

MOS PERFORMING: 0307, 0321, 8403, 8427

BILLETS: Recon Man

GRADES: PVT, PFC, LCPL, CPL, SGT, SSGT, GYSGT, 2NDLT, 1STLT, CAPT, NV-SN, NV-PO-3, NV-PO-2, NV-PO-1

INITIAL TRAINING SETTING: FORMAL

CONDITION: Given a service rifle, a fighting load, pack, gloves, locking snaplink, rappel seat or 12 ft. rope, 120 ft. rappel rope, and an anchor point.

STANDARD: By executing the rappel without injury.

PERFORMANCE STEPS:

1. Tie a rappel seat.
2. Mount the platform and hook up.
3. Execute braking procedures.
4. Execute "L" shape position.
5. Execute rappel.
6. Execute a tie-off
7. Maintain HRST gear as required.
8. Execute duties as a belay man

REFERENCES:

1. MCRP 3-11.4A Helicopter Rope Suspension Techniques (HRST) Operations

SUPPORT REQUIREMENTS:

RANGE/TRAINING AREA: Facility Code 17917 Rappelling Training Area

MISCELLANEOUS:

ADMINISTRATIVE INSTRUCTIONS: 1. Medical support must be available on the scene of training. 2. Ensure all safety precautions are adhered to when performing this task. 3. Follow local range regulations and utilize a current qualified (HRST, assault climber, and mountain leader) instructor to execute this task.

RECNSPIE-1006: Execute a limp duck/helocast operation

EVALUATION-CODED: NO **SUSTAINMENT INTERVAL:** 12 months

MOS PERFORMING: 0307, 0321, 8403, 8427

BILLETS: Recon Man

GRADES: PVT, PFC, LCPL, CPL, SGT, SSGT, GYSGT, 2NDLT, 1STLT, CAPT, NV-SN, NV-PO-3, NV-PO-2, NV-PO-1

INITIAL TRAINING SETTING: FORMAL

CONDITION: Given an inflatable boat with an outboard engine, in water at least 15 feet deep.

STANDARD: By safely executing operation while retaining mission essential equipment.

PERFORMANCE STEPS:

1. Rig mission essential gear in boat.

2. Rig inflatable boat.
3. Embark inflatable boat in helicopter.
4. On order from castmaster, prepare boat for exit of helicopter.
5. On order from castmaster, exit boat and personnel.
6. In water, signal long range "OK" to the castmaster.
7. Swim to the inflatable boat.
8. Account for all personnel and gear.
9. Derig and put boat in operation.

REFERENCES:

1. FM 3-05.212 Special Forces Waterborne Operations
2. FM 7-93 Long Range Surveillance Unit Operations
3. MCWP 2-25 Ground Reconnaissance Operations

SUPPORT REQUIREMENTS:

RANGE/TRAINING AREA: Facility Code 17411 Maneuver/Training Area,
Amphibious Forces

RECN-SPIE-1007: Conduct a low level static line jump

EVALUATION-CODED: NO **SUSTAINMENT INTERVAL:** 3 months

MOS PERFORMING: 0323, 8023, 8403, 8427

BILLETS: Recon Man

GRADES: PVT, PFC, LCPL, CPL, SGT, SSGT, GYSGT, 1STSGT, MSGT, SGTMAJ, MGYSGT, CWO-3, CWO-4, 2NDLT, 1STLT, CAPT, MAJ, LTCOL, NV-SN, NV-PO-3, NV-PO-2, NV-PO-1

INITIAL TRAINING SETTING: FORMAL

CONDITION: Given an aircraft, a low level static line parachute, and combat equipment.

STANDARD: By landing within 200 meters of the low man.

PERFORMANCE STEPS:

1. Prepare individual equipment.
2. Receive the jump brief.
3. Perform pre-jump training.
4. Don equipment.
5. Receive jump master personnel inspections.
6. Board aircraft.
7. React to jump commands.
8. Execute in-flight emergency procedures as required.
9. Execute prescribe exit (Ramp or door).
10. Execute post opening procedures.
11. Execute post opening emergency procedures as required.
12. Prepare to land.
13. Land.

14. Execute post landing procedures.
15. Conduct link up procedures.

REFERENCES:

1. MCO 3120.11 Marine Corps Parachuting Policy and Program Administration
2. MCWP 3-15.7 Static-Line Parachuting Techniques and Training

SUPPORT REQUIREMENTS:

RANGE/TRAINING AREA:

Facility Code 17440 Personnel/Equipment Drop Zone
Facility Code 17911 Air Transport Mockup
Facility Code 17912 Parachute Landing Fall Platform

RECN-SPIE-1008: Pack a military free-fall parachute

EVALUATION-CODED: NO

SUSTAINMENT INTERVAL: 12 months

MOS PERFORMING: 0323, 8023, 8403, 8427

BILLETS: Recon Man

GRADES: PVT, PFC, LCPL, CPL, SGT, SSGT, GYSGT, 1STSGT, MSGT, SGTMAJ, MGYSGT, CWO-3, CWO-4, 2NDLT, 1STLT, CAPT, MAJ, LTCOL, NV-SN, NV-PO-3, NV-PO-2, NV-PO-1

INITIAL TRAINING SETTING: FORMAL

CONDITION: Given a deployed military free-fall parachute and a pack in-progress inspector.

STANDARD: By passing the inspection.

PERFORMANCE STEPS:

1. Layout the parachute.
2. Conduct a 6 line check.
3. Fold the canopy.
4. Bring the slider up to the canopy.
5. Place the canopy in the deployment bag.
6. Close the deployment bag.
7. Stow lines.
8. Place deployment bag in container.
9. Close container.
10. Stow static line, as applicable.
11. Stand inspection.

REFERENCES:

1. TM 11168A-OI MULTIMISSION PARACHUTE SYSTEM
-

RECN-SPIE-1009: Conduct airborne operations in a hand deployed pilot chute configuration

EVALUATION-CODED: NO

SUSTAINMENT INTERVAL: 6 months

MOS PERFORMING: 0323, 8023, 8403, 8427

BILLETS: Recon Man

GRADES: PVT, PFC, LCPL, CPL, SGT, SSGT, GYSGT, MSGT, MGYSGT, 2NDLT, 1STLT, CAPT, MAJ, LTCOL, NV-SN, NV-PO-3, NV-PO-2, NV-PO-1

INITIAL TRAINING SETTING: FORMAL

CONDITION: Given a military free fall mission, aircraft and equipment.

STANDARD: By deploying the pilot chute within +/- 250 feet of a designated altitude and landing safely on the ground.

PERFORMANCE STEPS:

1. Prepare individual equipment.
2. Attend jump brief.
3. Perform pre-jump training.
4. Don equipment.
5. Stand jumpmaster personnel inspection.
6. Board aircraft.
7. Respond to aircraft procedure signals
8. Execute in-flight emergency procedures, as required.
9. Respond to jump commands
10. Exit aircraft
11. Execute free fall procedures.
12. Execute free fall emergency procedures, as required.
13. Wave off at 1,000 feet above deployment altitude.
14. Deploy pilot chute.
15. Execute post opening procedures.
16. Execute post opening emergency procedures, as required.
17. Establish flight pattern.
18. Establish landing pattern.
19. Land.
20. Conduct emergency landing procedures, as required.
21. Execute post landing procedures.
22. Conduct link up procedures.

REFERENCES:

1. MARADMIN 0415/09 Establishment of Body Armor Protective Levels
2. MCO 3120.11 Marine Corps Parachuting Policy and Program Administration
3. MCWP 3-15.6 Military Free-Fall Parachuting Tactics, Techniques, and Procedures
4. TM 70244A-OI USMC FREEFALL OPS & TECHNIQUES

SUPPORT REQUIREMENTS:

RANGE/TRAINING AREA: Facility Code 17440 Personnel/Equipment Drop Zone

AIRCRAFT: Any aircraft capable of inserting parachutists.

MISCELLANEOUS:

ADMINISTRATIVE INSTRUCTIONS: 1. Night vision goggles should be worn for all low light MFF operations by parachutists and jumpmasters. The use of night vision goggles reduce risk and enhance visual situational awareness. 2. Parachutists and jumpmasters must be proficient in the use of all navigational aids, including magnetic compasses and global positioning system (GPS) devices. 3. Supplement oxygen should be incorporated into training when appropriate. 4. This type of training is classified as high risk training, refer to OPNAVINST 1500.75.

RECN-SPIE-1010: Conduct airborne operations in a self-set drogue configuration

EVALUATION-CODED: NO **SUSTAINMENT INTERVAL:** 6 months

MOS PERFORMING: 0323, 8023, 8403, 8427

BILLETS: Recon Man

GRADES: PVT, PFC, LCPL, CPL, SGT, SSGT, GYSGT, MSGT, MGYSGT, 2NDLT, 1STLT, CAPT, MAJ, LTCOL, NV-SN, NV-PO-3, NV-PO-2, NV-PO-1

INITIAL TRAINING SETTING: FORMAL

CONDITION: Given a military free fall mission, a Multi-Mission Parachute System, aircraft and equipment.

STANDARD: By setting the drogue within +/- 250 feet of a designated altitude and landing safely on the ground.

PERFORMANCE STEPS:

1. Prepare individual equipment.
2. Attend jump brief.
3. Perform pre-jump training.
4. Don equipment.
5. Stand jumpmaster personnel inspection.
6. Board aircraft.
7. Respond to aircraft procedure signals
8. Execute in-flight emergency procedures, as required.
9. Respond to jump commands
10. Exit the aircraft
11. Execute a systems check.
12. Execute drogue fall procedures.
13. Execute drogue fall emergency procedures, as required.
14. Release drogue at designated altitude.
15. Execute post opening procedures.
16. Execute post opening emergency procedures, as required.
17. Establish flight pattern.
18. Establish landing pattern.
19. Land.
20. Conduct emergency landing procedures, as required.

21. Execute post landing procedures.
22. Conduct link up procedures.

REFERENCES:

1. MARADMIN 0415/09 Establishment of Body Armor Protective Levels
2. MCO 3120.11 Marine Corps Parachuting Policy and Program Administration
3. MCWP 3-15.6 Military Free-Fall Parachuting Tactics, Techniques, and Procedures
4. TM 70244A-OI USMC FREEFALL OPS & TECHNIQUES

SUPPORT REQUIREMENTS:

RANGE/TRAINING AREA: Facility Code 17440 Personnel/Equipment Drop Zone

AIRCRAFT: Any aircraft capable of inserting parachutists.

MISCELLANEOUS:

ADMINISTRATIVE INSTRUCTIONS: 1. Once authorized, night vision goggles should be worn for all low light MFF operations by parachutists and jumpmasters. The use of night vision goggles reduce risk and enhance visual situational awareness. 2. Parachutists and jumpmasters must be proficient in the use of all navigational aids, including magnetic compasses and global positioning system (GPS) devices. 3. Supplement oxygen should be incorporated into training when appropriate. 4. Sustainment of this task requires the parachutist to exit the aircraft wearing each of the armor protective levels (APL): non-ballistic through ballistic. 5. This type of training is classified as high risk training, refer to OPNAVINST 1500.75.

RECNSPIE-1011: Conduct airborne operations in a static-line drogue configuration

EVALUATION-CODED: NO

SUSTAINMENT INTERVAL: 6 months

MOS PERFORMING: 0323, 8023, 8403, 8427

BILLETS: Recon Man

GRADES: PVT, PFC, LCPL, CPL, SGT, SSGT, GYSGT, MSGT, MGYSGT, 2NDLT, 1STLT, CAPT, MAJ, LTCOL, NV-SN, NV-PO-3, NV-PO-2, NV-PO-1

INITIAL TRAINING SETTING: FORMAL

CONDITION: Given a military free fall mission, a Multi-Mission Parachute System, aircraft and equipment.

STANDARD: By exiting the aircraft in a modified dive position with straight legs and landing safely on the ground.

PERFORMANCE STEPS:

1. Prepare individual equipment.

2. Attend jump brief.
3. Perform pre-jump training.
4. Don equipment.
5. Stand jumpmaster personnel inspection.
6. Board aircraft.
7. Respond to aircraft procedure signals
8. Execute in-flight emergency procedures, as required.
9. Respond to jump commands.
10. Exit the aircraft.
11. Execute exit emergency procedures, as required
12. Execute a systems check.
13. Execute drogue fall procedures.
14. Execute drogue fall emergency procedures, as required.
15. Release drogue at designated altitude.
16. Execute post opening procedures.
17. Execute post opening emergency procedures, as required.
18. Establish flight pattern.
19. Establish landing pattern.
20. Land.
21. Conduct emergency landing procedures, as required.
22. Execute post landing procedures.
23. Conduct link up procedures.

REFERENCES:

1. MARADMIN 0415/09 Establishment of Body Armor Protective Levels
2. MCO 3120.11 Marine Corps Parachuting Policy and Program Administration
3. MCWP 3-15.6 Military Free-Fall Parachuting Tactics, Techniques, and Procedures
4. TM 70244A-OI USMC FREEFALL OPS & TECHNIQUES

SUPPORT REQUIREMENTS:

RANGE/TRAINING AREA: Facility Code 17440 Personnel/Equipment Drop Zone

AIRCRAFT: C130 over the ramp only.

MISCELLANEOUS:

ADMINISTRATIVE INSTRUCTIONS: 1. Night vision goggles should be worn for all low light MFF operations by parachutists and jumpmasters. The use of night vision goggles reduce risk and enhance visual situational awareness. 2. Parachutists and jumpmasters must be proficient in the use of all navigational aids, including magnetic compasses and global positioning system (GPS) devices. 3. Supplement oxygen should be incorporated into training when appropriate. 4. Sustainment of this task requires the parachutist to exit the aircraft wearing each of the armor protective levels (APL): non-ballistic through ballistic. 5. This type of training is classified as high risk training, refer to OPNAVINST 1500.75.

RECNAV-SPIE-1012: Conduct airborne operations in a double bag static-line configuration

EVALUATION-CODED: NO

SUSTAINMENT INTERVAL: 6 months

MOS PERFORMING: 0323, 8023, 8403, 8427

BILLETS: Recon Man

GRADES: PVT, PFC, LCPL, CPL, SGT, SSGT, GYSGT, MSGT, MGYSGT, 2NDLT, 1STLT, CAPT, MAJ, LTCOL, NV-SN, NV-PO-3, NV-PO-2, NV-PO-1

INITIAL TRAINING SETTING: FORMAL

CONDITION: Given a High Altitude High Opening (HAHO) mission, a Multi-Mission Parachute System, aircraft and equipment.

STANDARD: Exiting the aircraft in a seated position presenting the pack tray to the relative wind and landing safely on the ground.

PERFORMANCE STEPS:

1. Prepare individual equipment.
2. Attend jump brief.
3. Perform pre-jump training.
4. Don equipment.
5. Stand jumpmaster personnel inspection.
6. Board aircraft.
7. Respond to aircraft procedure signals
8. Execute in-flight emergency procedures, as required.
9. Respond to jump commands.
10. Exit the aircraft.
11. Execute exit emergency procedures, as required
12. Execute post opening procedures.
13. Execute post opening emergency procedures, as required.
14. Establish flight pattern.
15. Establish landing pattern.
16. Land.
17. Conduct emergency landing procedures, as required.
18. Execute post landing procedures.
19. Conduct link up procedures.

REFERENCES:

1. MARADMIN 0415/09 Establishment of Body Armor Protective Levels
2. MCO 3120.11 Marine Corps Parachuting Policy and Program Administration
3. MCWP 3-15.6 Military Free-Fall Parachuting Tactics, Techniques, and Procedures
4. TM 70244A-OI USMC FREEFALL OPS & TECHNIQUES

SUPPORT REQUIREMENTS:

RANGE/TRAINING AREA: Facility Code 17440 Personnel/Equipment Drop Zone

AIRCRAFT: Any of the following aircraft capable of inserting parachutists (UH-1, UH-60, HH-60, CH-46, CH-47, CH-53, MH-53, V-22, C2A, CASA, or C130 over the ramp only).

MISCELLANEOUS:

ADMINISTRATIVE INSTRUCTIONS: 1. Night vision goggles should be worn for all low light MFF operations by parachutists and jumpmasters. The use of night vision goggles reduce risk and enhance visual situational awareness. 2. Parachutists and jumpmasters must be proficient in the use of all navigational aids, including magnetic compasses and global positioning system (GPS) devices. 3. Supplement oxygen should be incorporated into training when appropriate. 4. Sustainment of this task requires the parachutist to exit the aircraft wearing each of the armor protective levels (APL): non-ballistic through ballistic. 5. This type of training is classified as high risk training, refer to OPNAVINST 1500.75.

RECN-SPIE-1013: Conduct a High Altitude Low Opening (HALO) jump

EVALUATION-CODED: NO **SUSTAINMENT INTERVAL:** 3 months

MOS PERFORMING: 0323, 8023, 8403, 8427

BILLETS: Recon Man

GRADES: PVT, PFC, LCPL, CPL, SGT, SSGT, GYSGT, MSGT, MGYSGT, 2NDLT, 1STLT, CAPT, MAJ, LTCOL, NV-SN, NV-PO-3, NV-PO-2, NV-PO-1

INITIAL TRAINING SETTING: FORMAL

CONDITION: Given an aircraft operating at an altitude above 18,000 ft. mean sea level and required equipment.

STANDARD: By landing within 50 meters of the low man.

PERFORMANCE STEPS:

1. Prepare individual equipment.
2. Receive the jump brief.
3. Perform pre-jump training.
4. Don equipment.
5. Receive jump master personnel inspections.
6. Board aircraft.
7. Execute pre-breathing procedures.
8. React to jump commands.
9. Execute in-flight emergency procedures as required.
10. Execute prescribed exit (Dive or Poise).
11. Execute free fall procedures.
12. Execute free fall emergency procedures as required.
13. Open canopy at prescribed altitude.
14. Execute post opening procedures.
15. Execute post opening emergency procedures as required.
16. Navigate to drop zone.
17. Prepare to land.
18. Land.
19. Execute post landing procedures.
20. Conduct link up procedures.

REFERENCES:

1. MARADMIN 0415/09 Establishment of Body Armor Protective Levels
2. MCO 3120.11 Marine Corps Parachuting Policy and Program Administration
3. MCWP 3-15.6 Military Free-Fall Parachuting Tactics, Techniques, and Procedures
4. TM 70244A-OI USMC FREEFALL OPS & TECHNIQUES

SUPPORT REQUIREMENTS:

RANGE/TRAINING AREA:

Facility Code 17440 Personnel/Equipment Drop Zone
Facility Code 17911 Air Transport Mockup
Facility Code 17912 Parachute Landing Fall Platform

EQUIPMENT: Required equipment includes military free fall parachute, supplemental oxygen, parachutist individual equipment kit, individual fighting load (helmet, body armor, load carriage, weapon, night vision goggles, and personal communications), combat equipment (mission essential, sustainment load), and navigational aids.

MISCELLANEOUS:

ADMINISTRATIVE INSTRUCTIONS: 1. Different parachutes may be used in the execution of this task; the intended parachute to execute this task is the special application parachute (HG-380). 2. Night vision goggles should be worn for all low light MFF operations by parachutists and jumpmasters. The use of night vision goggles reduce risk and enhance visual situational awareness. 3. Parachutists and jumpmasters must be proficient in the use of all navigational aids, including magnetic compasses and global positioning system (GPS) devices. 4. Sustainment of this task requires the parachutist to exit the aircraft wearing each of the armor protective levels (APL): non-ballistic through ballistic. 5. This type of training is classified as high risk training, refer to OPNAVINST 1500.75.

RECN-SPIE-1014: Conduct a High Altitude High Opening (HAHO) jump

EVALUATION-CODED: NO **SUSTAINMENT INTERVAL:** 12 months

MOS PERFORMING: 0323, 8023, 8403, 8427

BILLETS: Recon Man

GRADES: PVT, PFC, LCPL, CPL, SGT, SSGT, GYSGT, 2NDLT, 1STLT, CAPT, NV-SN, NV-PO-3, NV-PO-2, NV-PO-1

INITIAL TRAINING SETTING: FORMAL

CONDITION: Given an aircraft operating at the prescribed altitude and required equipment.

STANDARD: By deploying parachute above 18,000 ft. mean sea level and landing within 50 meters of the low man.

PERFORMANCE STEPS:

1. Prepare individual equipment.
2. Receive the jump brief.
3. Perform pre-jump training.
4. Don equipment.
5. Receive jump master personnel inspections.
6. Board aircraft.
7. Execute pre-breathing procedures.
8. React to jump commands.
9. Execute in-flight emergency procedures as required.
10. Execute prescribed exit (Dive or Poise).
11. Execute free fall procedures.
12. Execute free fall emergency procedures as required.
13. Open canopy at prescribed altitude.
14. Execute post opening procedures.
15. Execute post opening emergency procedures as required.
16. Navigate to drop zone.
17. Prepare to land.
18. Land.
19. Execute post landing procedures.
20. Conduct link up procedures.

REFERENCES:

1. MARADMIN 0415/09 Establishment of Body Armor Protective Levels
2. MCO 3120.11 Marine Corps Parachuting Policy and Program Administration
3. MCWP 3-15.6 Military Free-Fall Parachuting Tactics, Techniques, and Procedures
4. TM 70244A-OI USMC FREEFALL OPS & TECHNIQUES

SUPPORT REQUIREMENTS:

RANGE/TRAINING AREA:

Facility Code 17440 Personnel/Equipment Drop Zone
Facility Code 17911 Air Transport Mockup
Facility Code 17912 Parachute Landing Fall Platform

EQUIPMENT: Required equipment includes military free fall parachute, supplemental oxygen, parachutist individual equipment kit, individual fighting load (helmet, body armor, load carriage, weapon, night vision goggles, and personal communications), combat equipment (mission essential, sustainment load), and navigational aids.

MISCELLANEOUS:

ADMINISTRATIVE INSTRUCTIONS: 1. Different parachutes may be used in the execution of this task; the intended parachute to execute this task is the special application parachute (HG-380). 2. Night vision goggles should be worn for all low light MFF operations by parachutists and jumpmasters. The use of night vision goggles reduce risk and enhance visual situational awareness. 3. Parachutists and jumpmasters must be proficient in the use of all navigational aids, including magnetic compasses and global positioning system (GPS) devices. 4. Sustainment of this task requires the parachutist to exit the aircraft wearing each of the armor protective levels (APL): non-ballistic through ballistic. 5. This type of training

is classified as high risk training, refer to OPNAVINST 1500.75.

RECNSPIE-1015: Conduct underwater navigation

EVALUATION-CODED: NO SUSTAINMENT INTERVAL: 12 months

MOS PERFORMING: 0324, 8024, 8403, 8427

BILLETS: Recon Man

GRADES: PVT, PFC, LCPL, CPL, SGT, SSGT, GYSGT, 2NDLT, 1STLT, CAPT, NV-SN, NV-PO-3, NV-PO-2, NV-PO-1

INITIAL TRAINING SETTING: FORMAL

CONDITION: Given a mission that contains a dive profile, mission essential equipment.

STANDARD: By arriving within 200 yards of the intended point while maintaining a 1 knot swim speed.

PERFORMANCE STEPS:

1. Conduct Pre-dive procedures.
2. Receive the brief.
3. Don dive equipment.
4. Receive dive supervisor personnel inspection.
5. Execute water entry from support platform.
6. Acquire azimuth to target.
7. Descend to transit depth.
8. Follow azimuth.
9. Communicate while under water, as required.
10. Conduct tactical peeks, as required.
11. Conduct offset, as required.
12. Maintain pace count.
13. Arrive at point.

REFERENCES:

1. FM 3-05.212 Special Forces Waterborne Operations
2. MCO 3150.4 Diving Policy and Administration
3. MCRP 3-35.9A Multi-Service Tactics, Techniques, and Procedures for military diving operations
4. SS521-AG-PRO-010 United States Navy Dive Manual

SUPPORT REQUIREMENTS:

RANGE/TRAINING AREA: Facility Code 17411 Maneuver/Training Area, Amphibious Forces

MISCELLANEOUS:

ADMINISTRATIVE INSTRUCTIONS: 1. Safety divers must be present. 2. Ensure all safety precautions are adhered to when performing this task. 3.

Divers must have day/night signaling device. 4. Divers conducting night dives will be marked with appropriate illumination. 5. This type of training is classified as high risk training, refer to OPNAVINST 1500.75. 6. For surf safety considerations, refer to COMNAVSURFPAC/COMNAVSURFLANT INSTRUCTION 3840.1B.

RECNSPIE-1016: Conduct a closed circuit dive

EVALUATION-CODED: NO SUSTAINMENT INTERVAL: 12 months

MOS PERFORMING: 0324, 8024, 8403, 8427

BILLETS: Recon Man

GRADES: PVT, PFC, LCPL, CPL, SGT, SSGT, GYSGT, 2NDLT, 1STLT, CAPT, NV-SN, NV-PO-3, NV-PO-2, NV-PO-1

INITIAL TRAINING SETTING: FORMAL

CONDITION: Given a mission that contains a dive profile and mission essential equipment.

STANDARD: By adhering to the dive profile while maintaining a 1 knot swim speed.

PERFORMANCE STEPS:

1. Conduct Pre-dive procedures.
2. Receive the brief.
3. Don dive equipment.
4. Receive dive supervisor personnel inspection.
5. Execute water entry from support platform.
6. Conduct a purge.
7. Communicate while under water.
8. Navigate to objective.
9. Conduct emergency procedures as required.
10. Ditch gear and continue with assigned mission.
11. Don gear and return to support platform.
12. Recover from dive.
13. Participate in a debrief.
14. Conduct post dive procedures.

REFERENCES:

1. FM 3-05.212 Special Forces Waterborne Operations
2. MCO 3150.4 Diving Policy and Administration
3. MCRP 3-35.9A Multi-Service Tactics, Techniques, and Procedures for military diving operations
4. SS521-AG-PRO-010 United States Navy Dive Manual

SUPPORT REQUIREMENTS:

RANGE/TRAINING AREA: Facility Code 17411 Maneuver/Training Area, Amphibious Forces

MISCELLANEOUS:

ADMINISTRATIVE INSTRUCTIONS: 1. Safety divers must be present. 2. Ensure all safety precautions are adhered to when performing this task. 3. Divers must have day/night signaling device. 4. Divers conducting night dives will be marked with appropriate illumination. 5. This type of training is classified as high risk training, refer to OPNAVINST 1500.75.6. For surf safety considerations, refer to COMNAVSURFPAC/COMNAVSURFLANT INSTRUCTION 3840.1B.

RECNSPIE-1017: Conduct an open circuit dive

EVALUATION-CODED: NO **SUSTAINMENT INTERVAL:** 12 months

MOS PERFORMING: 0324, 8024, 8403, 8427

BILLETS: Recon Man

GRADES: PVT, PFC, LCPL, CPL, SGT, GYSGT, 2NDLT, 1STLT, CAPT, NV-SN, NV-PO-3, NV-PO-2, NV-PO-1

INITIAL TRAINING SETTING: FORMAL

CONDITION: Given a mission that contains a dive profile and mission essential equipment.

STANDARD: By adhering to the dive profile.

PERFORMANCE STEPS:

1. Prepare dive equipment.
2. Receive the brief.
3. Don dive equipment.
4. Receive dive supervisor personnel inspection.
5. Execute water entry (surface platform, submarine platform, beach, and pier).
6. Communicate while under water.
7. Navigate to objective.
8. Conduct emergency procedures as required.
9. Recover from dive.
10. Participate in a debrief.
11. Conduct post dive maintenance.

REFERENCES:

1. FM 3-05.212 Special Forces Waterborne Operations
2. MCO 3150.4 Diving Policy and Administration
3. MCRP 3-35.9A Multi-Service Tactics, Techniques, and Procedures for military diving operations
4. SS521-AG-PRO-010 United States Navy Dive Manual

SUPPORT REQUIREMENTS:

RANGE/TRAINING AREA: Facility Code 17411 Maneuver/Training Area,
Amphibious Forces

MISCELLANEOUS:

ADMINISTRATIVE INSTRUCTIONS: 1. Safety divers must be present. 2. Ensure all safety precautions are adhered to when performing this task. 3. Divers must have day/night signaling device. 4. Divers conducting night dives will be marked with appropriate illumination. 5. This type of training is classified as high risk training, refer to OPNAVINST 1500.75. 6. For surf safety considerations, refer to COMNAVSURFPAC/COMNAVSURFLANT INSTRUCTION 3840.1B.

RECN-SPIE-1018: Operate an approved Diver Propulsion Device (DPD)

EVALUATION-CODED: NO SUSTAINMENT INTERVAL: 12 months

MOS PERFORMING: 0324, 8024, 8403, 8427

BILLETS: Recon Man

GRADES: PVT, PFC, LCPL, CPL, SGT, SSGT, GYSGT, 2NDLT, 1STLT, CAPT, NV-SN, NV-PO-3, NV-PO-2, NV-PO-1

INITIAL TRAINING SETTING: FORMAL

CONDITION: Given a mission that contains a dive profile, a DPD, and mission essential equipment.

STANDARD: By adhering to the dive profile.

PERFORMANCE STEPS:

1. Prepare dive equipment, to include the DPD.
2. Receive the brief.
3. Don equipment.
4. Receive dive safety personnel inspection.
5. Position propulsion system in the water/conduct water entry from support platform.
6. Purge if required.
7. Communicate with other divers.
8. Maneuver craft towards objective.
9. Maintain navigation
10. Ditch craft, dive equipment, and continue assigned mission.
11. Don dive equipment and recover the propulsion system.
12. Maneuver craft back to the support platform.
13. Recover craft.
14. Participate in a debrief.
15. Maintain the propulsion system and dive equipment.

REFERENCES:

1. FM 3-05.212 Special Forces Waterborne Operations
2. MCO 3150.4 Diving Policy and Administration

3. MCRP 3-35.9A Multi-Service Tactics, Techniques, and Procedures for military diving operations
4. SS521-AG-PRO-010 United States Navy Dive Manual

SUPPORT REQUIREMENTS:

RANGE/TRAINING AREA: Facility Code 17411 Maneuver/Training Area, Amphibious Forces

MISCELLANEOUS:

ADMINISTRATIVE INSTRUCTIONS: 1. Safety divers must be present. 2. Ensure all safety precautions are adhered to when performing this task. 3. Divers must have day/night signaling device. 4. Divers conducting night dives will be marked with appropriate illumination. 5. This type of training is classified as high risk training, refer to OPNAVINST 1500.75. 6. For surf safety considerations, refer to COMNAVSURFPAC/COMNAVSURFLANT INSTRUCTION 3840.1B.

RECEN-SURV-1001: Execute surveillance

EVALUATION-CODED: NO

SUSTAINMENT INTERVAL: 12 months

MOS PERFORMING: 0307, 0321, 8403, 8427

BILLETS: Recon Man

GRADES: PVT, PFC, LCPL, CPL, SGT, 2NDLT, 1STLT, CAPT, NV-SN, NV-PO-3, NV-PO-2, NV-PO-1

INITIAL TRAINING SETTING: FORMAL

CONDITION: Given an objective, communication assets, observation log, report formats, and an observation device.

STANDARD: By clandestinely observing an area of interest while recording and reporting the information to satisfy intelligence requirements.

PERFORMANCE STEPS:

1. Select position.
2. Establish security.
3. Establish OP.
4. Conduct observation.
5. Identify items of intelligence value.
6. Record items of intelligence value.
7. Report items of intelligence value.
8. Conduct information exchange as needed.

REFERENCES:

1. MCWP 2-25 Ground Reconnaissance Operations
2. MCWP 3-11.3 Scouting and Patrolling
3. MCWP 3-15.3 Scout Sniping

SUPPORT REQUIREMENTS:

RANGE/TRAINING AREA: Facility Code 17413 Field Training Area

OTHER SUPPORT REQUIREMENTS: 1. Frequency for applicable radio(s). 2. Maneuver/Training area.

RECN-SURV-1002: Prepare a range card

EVALUATION-CODED: NO SUSTAINMENT INTERVAL: 12 months

MOS PERFORMING: 0307, 0321, 8403, 8427

BILLETS: Recon Man

GRADES: PVT, PFC, LCPL, CPL, SGT, 2NDLT, 1STLT, CAPT, NV-SN, NV-PO-3, NV-PO-2, NV-PO-1

INITIAL TRAINING SETTING: FORMAL

CONDITION: Given a defensive fighting position, a designated sector of fire with recognizable targets, principle direction of fire (PDF) or final protective line (FPL), paper, pencil, and lensatic compass.

STANDARD: In order to recall the data to fire on pre-determined targets and as an aid in estimating ranges to other targets during regular visibility.

PERFORMANCE STEPS:

1. Determine north and sketch in the magnetic north symbol using the lensatic compass.
2. Indicate firing position by drawing a dot in the lower center of the card.
3. Record the eight-digit grid coordinates of the position.
4. Orient position to prominent terrain feature that is recognizable on a map and draw a back-azimuth in mils from this feature. Record the distance in meters along this line.
5. Sketch in the primary sector of fire with a principle direction of fire (PDF) or a final protective line (FPL).
6. Record the magnetic azimuths of sector limits.
7. Designate the estimated range of each circle.
8. Draw a rough sketch of the terrain to include prominent natural or manmade features that could be used as likely targets.
9. Label targets in the primary sector of fire in order of priority.
10. Record dead space.
11. Confirm range estimation if possible.
12. Record marginal data.
13. Complete remarks section with all pertinent information.
14. Prepare a duplicate range card and forward to the unit commander.
15. Revise range card and re-submit, as necessary.

REFERENCES:

1. MCWP 3-15.1 Machineguns and Machinegun Gunnery

MISCELLANEOUS:

ADMINISTRATIVE INSTRUCTIONS: This task can be trained to standard through the use of the Virtual Battlefield System 2 (VBS2).

RECNSURV-1003: Prepare a panoramic/military sketch

EVALUATION-CODED: NO SUSTAINMENT INTERVAL: 12 months

MOS PERFORMING: 0307, 0321, 8403, 8427

BILLETS: Recon Man

GRADES: PVT, PFC, LCPL, CPL, SGT, 2NDLT, 1STLT, CAPT, NV-SN, NV-PO-3, NV-PO-2, NV-PO-1

INITIAL TRAINING SETTING: FORMAL

CONDITION: Given a mission, observation post, sketch kit, individual weapon, while wearing a fighting load.

STANDARD: By physically drawing observations that satisfy information requirements requested by a higher command.

PERFORMANCE STEPS:

1. Determine type of sketch to develop.
2. Determine scale to be used on the sketch.
3. Draw features on the sketch.
4. Identify terrain features in objective area.
5. Measure any personnel or equipment in the objective area as needed.
6. Place reference points/azimuths on the sketch.
7. Place marginal information on the sketch.
8. Submit sketch.

REFERENCES:

1. DHE-M 3301.001 DIA HUMINT manual, Vol 1: Collection Requirements, Reporting, and Evaluation Procedures (U) JAN09
2. MCIA Urban GIRH MCIA Urban Generic Information Requirements Handbook
3. MCWP 2-25 Ground Reconnaissance Operations
4. MCWP 2-6 Counterintelligence
5. MCWP 3-11.2 Marine Rifle Squad
6. MCWP 3-11.3 Scouting and Patrolling
7. MCWP 3-15.3 Scout Sniping

SUPPORT REQUIREMENTS:

RANGE/TRAINING AREA: Facility Code 17410 Maneuver/Training Area, Light Forces

OTHER SUPPORT REQUIREMENTS: Maneuver/Training area

RECNSURV-1004: Conduct un-aided observation

EVALUATION-CODED: NO SUSTAINMENT INTERVAL: 12 months

MOS PERFORMING: 0307, 0321, 8403, 8427

BILLETS: Recon Man

GRADES: PVT, PFC, LCPL, CPL, SGT, 2NDLT, 1STLT, CAPT, NV-SN, NV-PO-3, NV-PO-2, NV-PO-1

INITIAL TRAINING SETTING: FORMAL

CONDITION: Given an area to observe and a mission, while wearing a fighting load.

STANDARD: By identifying threats and areas of interest.

PERFORMANCE STEPS:

1. Establish security.
2. Conduct a hasty search of the area of observation.
3. Prioritize likely areas of threat.
4. Establish a baseline.
5. Report threats to higher headquarters.

REFERENCES:

1. MCWP 3-11.3 Scouting and Patrolling
2. MCWP 3-15.3 Scout Sniping

SUPPORT REQUIREMENTS:

RANGE/TRAINING AREA: Facility Code 17410 Maneuver/Training Area, Light Forces

RECNSURV-1005: Operate observation devices

EVALUATION-CODED: NO SUSTAINMENT INTERVAL: 12 months

MOS PERFORMING: 0307, 0321, 8403, 8427

GRADES: PVT, PFC, LCPL, CPL, SGT, 2NDLT, 1STLT, CAPT, NV-SN, NV-PO-3, NV-PO-2, NV-PO-1

INITIAL TRAINING SETTING: FORMAL

CONDITION: Given observation devices, individual weapon, and while wearing a fighting load.

STANDARD: By employing observation devices to the full extent of their capabilities.

PERFORMANCE STEPS:

1. Inspect SL-3 components for accountability and serviceability
2. Assemble/mount device
3. Use controls and indicators
4. Troubleshoot device
5. Disassemble device
6. Perform preventive maintenance

REFERENCES:

1. TM 10091B/10092B-10/1 AN/PAS-13B(V)2 & 3 THERMAL SIGHT
2. TM 10091C/10092C-OR/1 AN/PAS-13D(V)2 & 3 THERMAL SIGHT
3. TM 10271A-10/1 Operator's Manual, Monocular NVD, AN/PVS-14
4. TM 10796-12&P Operators Manual for AN/PVS-17/17B/17C Miniature Night Sight
5. TM 10988B-IN/1 AN/PAS-22 Intermediate Maintenance Manual
6. TM 11064-OR Operator's Manual Rifle, Combat Optic (RCO)
7. TM 11085B-OR/1 Operators Manual for Sight, Night Vision Sniper Scope (AN/PVS-27)
8. TM 11237B-OR MRTB AN/PAS-28
9. TM 11304A-12/1 VECTOR-21 COMBINED LASER RANGE FINDER
10. TM 11499A-OR Operators Manual for the Individual Weapon Night Sight-Image Intensified (IWNS-I) AN/PVS-24A
11. TM 11545A-OR Operators Manual for the Individual Weapon Night Sight-Thermal (IWNS-T) AN/PAS-27
12. TM 11758A-OR SDO Operator's Manual
13. TM 11792A-OI Machinegun Day Optic, SU-260/P
14. TM 11901A-OR M71 SCOUT SNIPER OBSERVATION TELESCOPE

RECEN-SURV-1006: Conduct aided observation

EVALUATION-CODED: NO **SUSTAINMENT INTERVAL:** 12 months

MOS PERFORMING: 0307, 0321, 8403, 8427

BILLETS: Recon Man

GRADES: PVT, PFC, LCPL, CPL, SGT, 2NDLT, 1STLT, CAPT, NV-SN, NV-PO-3, NV-PO-2, NV-PO-1

INITIAL TRAINING SETTING: FORMAL

CONDITION: Given an area to observe, a mission, and an observation device(s), while wearing a fighting load.

STANDARD: By identifying threats and areas of interest.

PERFORMANCE STEPS:

1. Select appropriate surveillance optic for mission.
2. Perform pre-mission equipment operations check.
3. Establish security.
4. Establish position.
5. Employ observation device(s).
6. Conduct a hasty search of the area of observation.

7. Prioritize likely areas of threat.
8. Acquire surveillance objective.
9. Establish a baseline.
10. Conduct a detailed search of the area of observation.
11. Report information to higher headquarters.
12. Perform preventative maintenance.

REFERENCES:

1. MCWP 3-11.3 Scouting and Patrolling
2. MCWP 3-15.3 Scout Sniping

SUPPORT REQUIREMENTS:

RANGE/TRAINING AREA: Facility Code 17410 Maneuver/Training Area, Light Forces

MISCELLANEOUS:

ADMINISTRATIVE INSTRUCTIONS: This task can be trained using any day/night observation device, or a combination of devices.

RECN-SURV-1007: Employ technical surveillance equipment

EVALUATION-CODED: NO **SUSTAINMENT INTERVAL:** 24 months

MOS PERFORMING: 0307, 0321, 8403, 8427

BILLETS: Recon Man

GRADES: PVT, PFC, LCPL, CPL, SGT, SSGT, GYSGT, 2NDLT, 1STLT, CAPT, NV-SN, NV-PO-3, NV-PO-2, NV-PO-1

INITIAL TRAINING SETTING: FORMAL

CONDITION: Given a mission, technical surveillance equipment, individual weapon, and while wearing a fighting load.

STANDARD: To clandestinely observe an area of interest while recording and reporting the information to satisfy intelligence requirements.

PERFORMANCE STEPS:

1. Select appropriate technical surveillance equipment for mission.
2. Perform pre-mission equipment operations check.
3. Select location to emplace technical surveillance equipment.
4. Emplace technical surveillance equipment.
5. Record location of technical surveillance equipment.
6. Monitor technical surveillance equipment as required.
7. Report information to higher headquarters as required.
8. Retrieve technical surveillance equipment.

REFERENCES:

1. MCRP 2-24B Remote Sensor Operations

2. MCWP 2-1 Intelligence Operations
3. MCWP 2-2 MAGTF Intelligence Collection

SUPPORT REQUIREMENTS:

RANGE/TRAINING AREA: Facility Code 17410 Maneuver/Training Area, Light Forces

OTHER SUPPORT REQUIREMENTS: 1. Frequency for applicable radio(s). 2. Maneuver/Training area.

RECNSURV-1008: Conduct combat profiling

EVALUATION-CODED: NO **SUSTAINMENT INTERVAL:** 12 months

MOS PERFORMING: 0307, 0321, 8403, 8427

BILLETS: Recon Man

GRADES: PVT, PFC, LCPL, CPL, SGT, 2NDLT, 1STLT, CAPT, NV-SN, NV-PO-3, NV-PO-2, NV-PO-1

INITIAL TRAINING SETTING: FORMAL

CONDITION: Given an area to observe and a mission, while wearing a fighting load.

STANDARD: By identifying anomalies.

PERFORMANCE STEPS:

1. Establish security.
2. Observe an area.
3. Establish a baseline.
4. Detect anomalies.
5. Determine if the anomaly is a threat.

SUPPORT REQUIREMENTS:

RANGE/TRAINING AREA: Facility Code 17410 Maneuver/Training Area, Light Forces

RECNSURV-1009: Visually identify Improvised Explosive Device (IED)

EVALUATION-CODED: NO **SUSTAINMENT INTERVAL:** 1 month

MOS PERFORMING: 0307, 0321, 8403, 8427

BILLETS: Recon Man

GRADES: PVT, PFC, LCPL, CPL, SGT, 2NDLT, 1STLT, CAPT, NV-SN, NV-PO-3, NV-PO-2, NV-PO-1

INITIAL TRAINING SETTING: FORMAL

CONDITION: Given an operational environment with an Improvised Explosive Device (IED) threat.

STANDARD: By locating IEDs.

PERFORMANCE STEPS:

1. Determine threat
2. Detect visual indicators of suspected ground emplaced IED
3. Detect visual indicators of suspected vehicle borne IED
4. Detect visual indicators of suspected suicide vehicle borne IED
5. Detect visual indicators of suspected a suicide bomber

REFERENCES:

1. JIEDDTF 05-23 Joint Improvised Explosive Device Defeat Organization Tactics, Techniques and Procedures Handbook
 2. MCIP 3-17.02 MAGTF Counter-Improvised Explosive Device Operations
 3. MCWP 3-11.2 Marine Rifle Squad
-

RECEN-WPNS-1001: Perform advanced combat marksmanship skills with the CQBW (Table 4 Day)

EVALUATION-CODED: NO

SUSTAINMENT INTERVAL: 12 months

MOS PERFORMING: 0307, 0321, 8403, 8427

BILLETS: Recon Man

GRADES: PVT, PFC, LCPL, CPL, SGT, SSGT, GYSGT, MSGT, MGYSGT, 2NDLT, 1STLT, CAPT, MAJ, LTCOL, NV-SN, NV-PO-3, NV-PO-2, NV-PO-1

INITIAL TRAINING SETTING: FORMAL

CONDITION: Given a CQBW, sling, individual field equipment, magazines, targets, and ammunition.

STANDARD: By achieving a qualifying score.

PERFORMANCE STEPS:

1. Execute Head Shot Drills
2. Execute Immediate Threat Drills
3. Execute Strong Side Engagement Techniques
4. Execute Support side Engagement Techniques
5. Execute Multiple Target Engagement Techniques
6. Execute Forward Movement Drills
7. Execute Short Range Qualifications
8. Execute Lateral Movement Drills
9. Execute Unknown Distance Drills

REFERENCES:

1. M16/ M4 Handbook by Mike Pannone and Erik Lawrence
2. MCO 3574.2 Marine Corps Combat Marksmanship Program
3. MCRP 3-01A Rifle Marksmanship

SUPPORT REQUIREMENTS:

ORDNANCE:

<u>DODIC</u>	<u>Quantity</u>
A059 Cartridge, 5.56mm Ball M855 10/Clip	330 cartridges per Marine

MISCELLANEOUS:

ADMINISTRATIVE INSTRUCTIONS: 1. The intent of this task is for it to be accomplished while using a RCO, if a RCO is not available to the shooter, iron sight may be used. 2. This task should be trained to standard through the use of the Individual Small-Arms Marksmanship Trainer (ISMT) prior to the expenditure of live rounds.

REC-N-WPNS-1002: Perform advanced combat marksmanship skills with the CQBW during night (Table 4 Night)

EVALUATION-CODED: NO **SUSTAINMENT INTERVAL:** 12 months

MOS PERFORMING: 0307, 0321, 8403, 8427

BILLETS: Recon Man

GRADES: PVT, PFC, LCPL, CPL, SGT, SSGT, GYSGT, MSGT, MGYSGT, 2NDLT, 1STLT, CAPT, MAJ, LTCOL, NV-SN, NV-PO-3, NV-PO-2, NV-PO-1

INITIAL TRAINING SETTING: FORMAL

CONDITION: Given a CQBW, combat sling, individual field equipment, magazines, targets, target point illuminator/aiming light, night vision device, and ammunition.

STANDARD: By achieving a qualifying score.

PERFORMANCE STEPS:

1. Execute immediate Threat Drills
2. Execute Pivot Drills
3. Execute Forward Movement Drills
4. Execute Head Shot Drills
5. Execute Lateral Movement Multiple Target Drills
6. Execute Short Range Qualification Drills

REFERENCES:

1. M16/ M4 Handbook by Mike Pannone and Erik Lawrence
2. MCO 3574.2 Marine Corps Combat Marksmanship Program
3. MCRP 3-01A Rifle Marksmanship

SUPPORT REQUIREMENTS:

ORDNANCE:

<u>DODIC</u>	<u>Quantity</u>
A059 Cartridge, 5.56mm Ball M855 10/Clip	171 cartridges per Marine

MISCELLANEOUS:

ADMINISTRATIVE INSTRUCTIONS: This task should be trained to standard through the use of the Individual Small-Arms Marksmanship Trainer (ISMT) prior to the expenditure of live rounds.

RECN-WPNS-1003: Engage Targets from a Barricaded Position

EVALUATION-CODED: NO SUSTAINMENT INTERVAL: 12 months

MOS PERFORMING: 0307, 0321, 7502, 8403

BILLETS: Recon Man

GRADES: PVT, PFC, LCPL, CPL, SGT, SSGT, GYSGT, MSGT, MGYSGT, 1STLT, CAPT, MAJ, LTCOL, NV-SN, NV-PO-3, NV-PO-2, NV-PO-1

INITIAL TRAINING SETTING: FORMAL

CONDITION: Given a CQBW, individual field equipment, magazines, cleaning gear, and ammunition.

STANDARD: By striking a 20 inch kill zone on a target achieving a score of 80%.

PERFORMANCE STEPS:

1. Given a barricade located 50 yards from the target(s), approach barricade.
2. Assume shooting position.
3. Negotiate barricade.
4. Engage threats.
5. Search and assess.
6. Given a barricade located 100 yards from the target(s), approach barricade.
7. Assume shooting position.
8. Negotiate barricade.
9. Engage threats.
10. Search and assess.
11. Given a barricade located 200 yards from the target(s), approach barricade.
12. Assume shooting position.
13. Negotiate barricade.
14. Engage threats.
15. Search and assess.
16. Given a barricade located 300 yards from the target(s), approach barricade.
17. Assume shooting position.

18. Negotiate barricade.
19. Engage threats.
20. Search and assess.

REFERENCES:

1. M16/ M4 Handbook by Mike Pannone and Erik Lawrence
2. 0001 Green Eyes and Black Rifles, By Kyle E. Lamb
3. MCO 3574.2 Marine Corps Combat Marksmanship Program
4. MCRP 3-01A Rifle Marksmanship

SUPPORT REQUIREMENTS:

ORDNANCE:

<u>DODIC</u>	<u>Quantity</u>
A059 Cartridge, 5.56mm Ball M855 10/Clip	100 cartridges per Marine

RANGE/TRAINING AREA: Facility Code 17550 Rifle Known Distance (KD) Range

UNITS/PERSONNEL: RSO and OIC.

OTHER SUPPORT REQUIREMENTS: Corpsman.

MISCELLANEOUS:

ADMINISTRATIVE INSTRUCTIONS: 1. The intent of this task is for it to be accomplished while using a RCO, if a RCO is not available to the shooter, iron sight may be used. 2. If you experience a malfunction conduct immediate and/ or remedial action, as required. 3. Always know the condition of your weapon. 4. Highest score possible is 100 points. 5. Complete individual field equipment will be worn at all times. 6. 2 points in a kill zone, 1 point for a hit on the target outside of the kill zone, and 0 points for a miss. 7. This task will be conducted in all weather, but during day light conditions. 8. Each shooter will engage the target at each yard line with 5 rounds.

SPECIAL PERSONNEL CERTS: Range Safety Officer.

RECEN-WPNS-1004: Engage targets while using lateral movement techniques with a CQBW

EVALUATION-CODED: NO **SUSTAINMENT INTERVAL:** 12 months

MOS PERFORMING: 0307, 0321, 8403, 8427

BILLETS: Recon Man

GRADES: PVT, PFC, LCPL, CPL, SGT, SSGT, GYSGT, MSGT, MGYSGT, 2NDLT, 1STLT, CAPT, MAJ, LTCOL, NV-SN, NV-PO-3, NV-PO-2, NV-PO-1

INITIAL TRAINING SETTING: FORMAL

CONDITION: Given a CQBW, sling, individual field equipment, magazines, a target, and ammunition.

STANDARD: By striking the target in accordance with tables in MCO 3574.2k.

PERFORMANCE STEPS:

1. Move laterally
2. Detect targets
3. Engage targets
4. Follow through
5. Continue to move laterally
6. Search and assess
7. Maintain weapon in Condition 1

REFERENCES:

1. M16/ M4 Handbook by Mike Pannone and Erik Lawrence
2. MCO 3574.2 Marine Corps Combat Marksmanship Program
3. MCRP 3-01A Rifle Marksmanship

SUPPORT REQUIREMENTS:

ORDNANCE:

<u>DODIC</u>	<u>Quantity</u>
A059 Cartridge, 5.56mm Ball M855 10/Clip	56 cartridges per Marine

MISCELLANEOUS:

ADMINISTRATIVE INSTRUCTIONS: 1. This task should be trained to standard through the use of the Individual Small-Arms Marksmanship Trainer (ISMT) prior to the expenditure of live rounds. 2. If you experience a malfunction conduct immediate and/ or remedial action, as required.

RECN-WPNS-1005: Zero Optical Sight for the CQBW

EVALUATION-CODED: NO **SUSTAINMENT INTERVAL:** 12 months

MOS PERFORMING: 0307, 0321, 8403, 8427

BILLETS: Recon Man

GRADES: PVT, PFC, LCPL, CPL, SGT, SSGT, GYSGT, MSGT, MGYSGT, 2NDLT, 1STLT, CAPT, MAJ, LTCOL, NV-SN, NV-PO-3, NV-PO-2, NV-PO-1

INITIAL TRAINING SETTING: FORMAL

CONDITION: Given a CQBW, combat sling, optical sight, individual field equipment, (3) magazines, cleaning gear, ammunition, and a target.

STANDARD: By achieving a shot group of seven minutes of angle.

PERFORMANCE STEPS:

1. Place weapon in Condition 1.

2. Zero optics in accordance with the prescribed reference.
3. Place weapon on safe.

REFERENCES:

1. EOTECH Operator Manual
2. M16/ M4 Handbook by Mike Pannone and Erik Lawrence
3. MCO 3574.2 Marine Corps Combat Marksmanship Program
4. MCRP 3-01A Rifle Marksmanship
5. TM 10796-12&P Operators Manual for AN/PVS-17/17B/17C Miniature Night Sight
6. TM 11545A-OR Operators Manual for the Individual Weapon Night Sight-Thermal (IWNS-T) AN/PAS-27
7. TM 9-1240-413-12&P M-68 Sight Reflex (Aimpoint)
8. TM 9-1240-415-13&P Telescope, Straight M-145 (LCAN)

SUPPORT REQUIREMENTS:

ORDNANCE:

<u>DODIC</u>	<u>Quantity</u>
A059 Cartridge, 5.56mm Ball M855 10/Clip	20 cartridges per Marine

RANGE/TRAINING AREA: Facility Code 17550 Rifle Known Distance (KD) Range

UNITS/PERSONNEL: RSO and OIC.

OTHER SUPPORT REQUIREMENTS: Corpsman.

MISCELLANEOUS:

ADMINISTRATIVE INSTRUCTIONS: Each Marine will zero one day optic and one night optic of his choice for the weapon system.

RECN-WPNS-1006: Engage Targets using Optical Sights with the CQBW

EVALUATION-CODED: NO **SUSTAINMENT INTERVAL:** 12 months

MOS PERFORMING: 0307, 0321, 8403, 8427

BILLETS: Recon Man

GRADES: PVT, PFC, LCPL, CPL, SGT, SSGT, GYSGT, MSGT, MGYSGT, 2NDLT, 1STLT, CAPT, MAJ, LTCOL, NV-SN, NV-PO-3, NV-PO-2, NV-PO-1

INITIAL TRAINING SETTING: FORMAL

CONDITION: Given a CQBW, CQBP, individual field equipment, magazines, cleaning gear, and ammunition.

STANDARD: By striking the 10 inch circle and a 3x5 inch brain box on an E-Silhouette target achieving a score of 80%.

PERFORMANCE STEPS:

1. From the 50 yard line identify threat.
2. Present rifle to target.

3. Acquire sights.
4. Engage threat with a pair standing, a pair kneeling, and a pair prone to the torso in a time limit of 10 seconds.
5. From the 50 yard line run to the 25 yard line and identify threat.
6. Engage threat with a pair standing and a pair kneeling in a time limit of 11 seconds.
7. From the 25 yard line identify threat.
8. Engage threat with a minimum target exposure shot in a time limit of 2 seconds.
9. Shooting on the move from the 25 yard line to the 15 yard line, engage the threat with a pair to the torso in a time limit of 5 seconds.
10. From the 15 yard line identify threat.
11. Engage threat with a pair to the torso in a time limit of 1.5 seconds.
12. Shooting on the move from the 15 yard line to the 10 yard line, engage the threat with a failure drill in a time limit of 4 seconds.
13. Shooting on the move from the 10 yard line to the 5 yard line, engage the threat with a failure drill in a time limit of 3.5 seconds.
14. Shooting on the move from the 7 yard line to the 3 yard line, engage the threat with a failure drill in a time limit of 3 seconds.
15. From the 50 yard line identify threat.
16. Engage the first target with a pair to the torso, while standing, speed reload, and engage the second target with a pair to the torso while kneeling in a time limit of 11 seconds.
17. Shooting on the move from the 25 yard line to the 15 yard line, engage the threat with a pair to the torso on two targets in a time limit of 6 seconds.
18. From the 15 yard line identify threat.
19. Engage the threat with a pair to the torso on two targets in a time limit of 3.5 seconds.
20. Shooting on the move from the 15 yard line to the 10 yard line, engage the threat with a pair to the torso on two targets in a time limit of 4 seconds.
21. From the 10 yard line identify threat.
22. Engage the threat with a pair to the torso on two targets in a time limit of 3 seconds.
23. Shooting on the move from the 10 yard line to the 3 yard line, engage the threat with a box drill in a time limit of 5 seconds.
24. Perform immediate action as required.
25. Perform remedial action as required.
26. Search and assess as required.

REFERENCES:

1. M16/ M4 Handbook by Mike Pannone and Erik Lawrence
2. 00001 Green Eyes and Black Rifles, By Kyle E. Lamb
3. MCO 3574.2 Marine Corps Combat Marksmanship Program
4. MCRP 3-01A Rifle Marksmanship

SUPPORT REQUIREMENTS:

ORDNANCE:

<u>DODIC</u>	<u>Quantity</u>
A059 Cartridge, 5.56mm Ball M855 10/Clip	300 cartridges per Marine

RANGE/TRAINING AREA: Facility Code 17550 Rifle Known Distance (KD) Range

UNITS/PERSONNEL: RSO and OIC.

OTHER SUPPORT REQUIREMENTS: Corpsman.

MISCELLANEOUS:

ADMINISTRATIVE INSTRUCTIONS: 1. All drills will start from the low ready with the CQBW. 2. If you experience a malfunction transition to the CQBP, but do not engage the target. 3. Always know the condition of your weapons. 4. If you run dry during a drill you will lose the point value of those rounds. 5. Highest score possible is 100 points. 6. Complete CQB assault gear will be worn at all times. 7. 2 points in a kill zone, 1 point for a hit on the target outside of the kill zone, and 0 points for a miss. 8. This task will be conducted in all weather, but during day light conditions.

RECN-WPNS-1007: Engage Targets during Low Light and Darkness with the CQBW

EVALUATION-CODED: NO SUSTAINMENT INTERVAL: 12 months

MOS PERFORMING: 0307, 0321, 8403, 8427

BILLETS: Recon Man

GRADES: PVT, PFC, LCPL, CPL, SGT, SSGT, GYSGT, MSGT, MGYSGT, 2NDLT, 1STLT, CAPT, MAJ, LTCOL, NV-SN, NV-PO-3, NV-PO-2, NV-PO-1

INITIAL TRAINING SETTING: FORMAL

CONDITION: Given a CQBW, CQBP, Target Pointer Illuminator/Light Source, Night Vision Device, individual field equipment, magazines, cleaning gear, and ammunition.

STANDARD: By striking the 10 inch circle and a 3x5 inch brain box on an E-Silhouette target achieving a score of 80%.

PERFORMANCE STEPS:

1. From the 50 yard line identify threat.
2. Present rifle to target.
3. Acquire sights.
4. Engage threat with a pair standing, a pair kneeling, and a pair prone to the torso in a time limit of 12 seconds.
5. From the 50 yard line run to the 25 yard line and identify threat.
6. Engage threat with a pair standing and a pair kneeling in a time limit of 11 seconds.
7. From the 25 yard line identify threat.
8. Engage threat with a minimum target exposure shot in a time limit of 4 seconds.
9. Shooting on the move from the 25 yard line to the 15 yard line, engage the threat with a pair to the torso in a time limit of 7 seconds.
10. From the 15 yard line identify threat.
11. Engage threat with a pair to the torso in a time limit of 3.5 seconds.

12. Shooting on the move from the 15 yard line to the 10 yard line, engage the threat with a failure drill in a time limit of 6 seconds.
13. Shooting on the move from the 10 yard line to the 5 yard line, engage the threat with a failure drill in a time limit of 5.5 seconds.
14. Shooting on the move from the 7 yard line to the 3 yard line, engage the threat with a failure drill in a time limit of 5 seconds.
15. From the 50 yard line identify threat.
16. Engage the first target with a pair to the torso, while standing, speed reload, and engage the second target with a pair to the torso while kneeling in a time limit of 13 seconds.
17. Shooting on the move from the 25 yard line to the 15 yard line, engage the threat with a pair to the torso on two targets in a time limit of 8 seconds.
18. From the 15 yard line identify threat.
19. Engage the threat with a pair to the torso on two targets in a time limit of 5.5 seconds.
20. Shooting on the move from the 15 yard line to the 10 yard line, engage the threat with a pair to the torso on two targets in a time limit of 6 seconds.
21. From the 10 yard line identify threat.
22. Engage the threat with a pair to the torso on two targets in a time limit of 5 seconds.
23. Shooting on the move from the 10 yard line to the 3 yard line, engage the threat with a box drill in a time limit of 7 seconds.
24. Perform immediate action as required.
25. Perform remedial action as required.
26. Search and assess as required.

REFERENCES:

1. M16/ M4 Handbook by Mike Pannone and Erik Lawrence
2. 00001 Green Eyes and Black Rifles, By Kyle E. Lamb
3. MCO 3574.2 Marine Corps Combat Marksmanship Program
4. MCRP 3-01A Rifle Marksmanship

SUPPORT REQUIREMENTS:

ORDNANCE:

<u>DODIC</u>	<u>Quantity</u>
A059 Cartridge, 5.56mm Ball M855 10/Clip	300 cartridges per Marine

RANGE/TRAINING AREA: Facility Code 17550 Rifle Known Distance (KD) Range

UNITS/PERSONNEL: RSO and OIC.

OTHER SUPPORT REQUIREMENTS: Corpsman.

MISCELLANEOUS:

ADMINISTRATIVE INSTRUCTIONS: 1. All drills will start from the low ready with the CQBW. 2. If you experience a malfunction transition to the CQBP, but do not engage the target. 3. Always know the condition of your weapons. 4. If you run dry during a drill you will lose the point value of those rounds. 5. Highest score possible is 100 points. 6. Complete CQB assault gear will be worn at all times. 7. 2 points in a kill zone, 1

point for a hit on the target outside of the kill zone, and 0 points for a miss. 8. This task will be conducted in all weather, but during low light/ night conditions.

RECN-WPNS-1008: Engage a Moving Target using Optical Sights with the CQBW

EVALUATION-CODED: NO **SUSTAINMENT INTERVAL:** 12 months

MOS PERFORMING: 0307, 0321, 8403, 8427

BILLETS: Recon Man

GRADES: PVT, PFC, LCPL, CPL, SGT, SSGT, GYSGT, MSGT, MGYSGT, 2NDLT, 1STLT, CAPT, MAJ, LTCOL, NV-SN, NV-PO-3, NV-PO-2, NV-PO-1

INITIAL TRAINING SETTING: FORMAL

CONDITION: Given a CQBW, CQBP, individual field equipment, magazines, cleaning gear, and ammunition.

STANDARD: By striking a target with one of two rounds.

PERFORMANCE STEPS:

1. From the 25 yard line identify threat.
2. Present rifle to target.
3. Acquire sights.
4. Engage threat while it is moving from left to right with a pair to the torso.
5. From the 25 yard line identify threat.
6. Engage threat while it is moving from right to left with a pair to the torso.
7. Perform immediate action as required.
8. Perform remedial action as required.
9. Search and assess as required.

REFERENCES:

1. M16/ M4 Handbook by Mike Pannone and Erik Lawrence
2. 00001 Green Eyes and Black Rifles, By Kyle E. Lamb

SUPPORT REQUIREMENTS:

ORDNANCE:

<u>DODIC</u>	<u>Quantity</u>
A059 Cartridge, 5.56mm Ball M855 10/Clip	50 cartridges per Marine

RANGE/TRAINING AREA: Facility Code 17550 Rifle Known Distance (KD) Range

EQUIPMENT: T/O CQBW.

UNITS/PERSONNEL: RSO and OIC.

MISCELLANEOUS:

ADMINISTRATIVE INSTRUCTIONS: 1. All drills will start from the low ready with the CQBW. 2. All malfunctions will be cleared from a knee, as required. 3. Always know the condition of your weapons. 4. If you run dry during a drill you will lose the point value of those rounds. 5. Complete CQB assault gear will be worn at all times. 6. This task will be conducted in all weather, but during day light conditions. 7. Targets will move at a speed of 2-6 miles per hour. 8. The shooter must hit the target with a minimum of one round when engaging with a pair.

RECN-WPNS-1009: Maintain the CQBP

EVALUATION-CODED: NO **SUSTAINMENT INTERVAL:** 12 months

MOS PERFORMING: 0307, 0321, 8403, 8427

BILLETS: Recon Man

GRADES: PVT, PFC, CPL, SGT, SSGT, GYSGT, MSGT, MGYSGT, 2NDLT, 1STLT, CAPT, MAJ, LTCOL, NV-SN, NV-PO-3, NV-PO-2, NV-PO-1

INITIAL TRAINING SETTING: FORMAL

CONDITION: Given a CQBP and cleaning gear.

STANDARD: Ensuring the weapon is complete, clean, and serviceable.

PERFORMANCE STEPS:

1. Clear weapon.
2. Disassemble the weapon.
3. Clean the weapon.
4. Lubricate the weapon.
5. Reassemble the weapon.
6. Perform function check.

REFERENCES:

1. Tactical Pistol Shooting, 2nd Edition by Mike Pannone and Erik Lawrence
2. TM 09795B-OR Pistol M45 CQBP .45 Caliber Pistol Operators Manual

SUPPORT REQUIREMENTS:

EQUIPMENT: T/O CQBP.

MATERIAL: SL-3 cleaning equipment.

RECN-WPNS-1010: Place the CQBP into Action

EVALUATION-CODED: NO **SUSTAINMENT INTERVAL:** 12 months

MOS PERFORMING: 0307, 0321, 8403, 8427

BILLETS: Recon Man

GRADES: PVT, PFC, LCPL, CPL, SGT, SSGT, GYSGT, MSGT, MGYSGT, 2NDLT, 1STLT, CAPT, MAJ, LTCOL, NV-SN, NV-PO-3, NV-PO-2, NV-PO-1

INITIAL TRAINING SETTING: FORMAL

CONDITION: Given a CQBP, magazines, cleaning gear, individual field equipment, and ammunition.

STANDARD: In accordance with the four safety rules.

PERFORMANCE STEPS:

1. Inspect the CQBP.
2. Load the CQBP.
3. Perform speed reload.
4. Perform tactical reload.
5. Engage targets.
6. Search and assess.
7. Perform immediate action.
8. Perform remedial action.
9. Clear the CQBP.

REFERENCES:

1. Tactical Pistol Shooting, 2nd Edition by Mike Pannone and Erik Lawrence
2. TM 09795B-OR Pistol M45 CQBP .45 Caliber Pistol Operators Manual

SUPPORT REQUIREMENTS:

ORDNANCE:

<u>DODIC</u>	<u>Quantity</u>
A475 Cartridge, Caliber .45 Ball M1911	200 cartridges per Marine

RANGE/TRAINING AREA: Facility Code 17510 Basic 10M-25M Firing Range (Zero)

EQUIPMENT: T/O service CQBP and hearing protection.

UNITS/PERSONNEL: RSO and OIC.

RECN-WPNS-1011: Engage Targets with the CQBP

EVALUATION-CODED: NO SUSTAINMENT INTERVAL: 12 months

MOS PERFORMING: 0307, 0321, 8403, 8427

BILLETS: Recon Man

GRADES: PVT, PFC, LCPL, CPL, SGT, SSGT, GYSGT, MSGT, MGYSGT, 2NDLT, 1STLT, CAPT, MAJ, LTCOL, NV-SN, NV-PO-3, NV-PO-2, NV-PO-1

INITIAL TRAINING SETTING: FORMAL

CONDITION: Given a CQBW, CQBP, individual field equipment, magazines, cleaning gear, and ammunition.

STANDARD: By striking the 10 inch circle and a 3x5 inch brain box on an E-Silhouette target achieving a score of 80%.

PERFORMANCE STEPS:

1. From the 25 yard line identify threat.
2. Present CQBP to target.
3. Acquire sights.
4. Engage threat with a pair standing and a pair kneeling to the torso in a time limit of 9 seconds.
5. From the 15 yard line identify threat.
6. Engage threat with a pair standing and a pair kneeling to the torso in a time limit of 8 seconds.
7. From the 10 yard line identify threat.
8. Engage threat with a pair to the torso, speed reload, and engage with a pair to the torso in a time limit of 6.5 seconds.
9. Shooting on the move from the 10 yard line to the 3 yard line, engage the threat with a pair, speed reload, pair to the torso in the time limit of 6.5 seconds.
10. Shooting on the move from the 10 yard line to the 3 yard line, engage the threat with a failure drill in the time limit of 4.5 seconds.
11. From the 7 yard line identify threat.12. Engage threat with a pair, strong hand only, to the torso in a time limit of 4 seconds.
12. From the 7 yard line identify threat.
13. Engage threat with a pair, weak hand only and weak draw, to the torso in a time limit of 10 seconds.
14. From the 7 yard line identify threat.
15. Engage threat with a pair to the torso, speed reload, and engage with a minimum target exposure shot in a time limit of 6 seconds.
16. From the 15 yard line identify threat.
17. Engage threat with a pair standing to the torso, on the first target, speed reload, and engage the second target with a pair to the torso in a time limit of 8.5 seconds.
18. Shooting on the move from the 10 yard line to the 3 yard line, engage the threat with a pair to the torso, speed reload, and engage the second target with a pair to the torso in the time limit of 6.5 seconds.
19. Shooting on the move from the 10 yard line to the 3 yard line, engage two threats with a pair to the torso, speed reload, and engage both targets with a minimum target exposure shot in the time limit of 8.5 seconds.
20. Shooting on the move from the 7 yard line to the 3 yard line, engage two threats with a pair to the torso, speed reload, and engage both targets with a pair to the torso in the time limit of 8 seconds.
21. From the 7 yard line identify threat.
22. Engage two targets with a minimum target exposure shot on each target in a time limit of 4.5 seconds.
23. Perform immediate action as required.
24. Perform remedial action as required.
25. Search and assess as required.

REFERENCES:

1. Tactical Pistol Shooting, 2nd Edition by Mike Pannone and Erik Lawrence

SUPPORT REQUIREMENTS:

ORDNANCE:

<u>DODIC</u>	<u>Quantity</u>
A475 Cartridge, Caliber .45 Ball M1911	300 cartridges per Marine

RANGE/TRAINING AREA: Facility Code 17570 Pistol Known Distance (KD) Range

EQUIPMENT: T/O CQBP.

UNITS/PERSONNEL: RSO and OIC.

MISCELLANEOUS:

ADMINISTRATIVE INSTRUCTIONS: 1. All drills will start from the low ready with the CQBW. 2. All malfunctions will be cleared while on the move or from a knee, as required. 3. Always know the condition of your weapons. 4. If you run dry during a drill you will lose the point value of those rounds. 5. Highest score possible is 100 points. 6. Complete CQB assault gear will be worn at all times. 7. 2 points in a kill zone, 1 point for a hit on the target outside of the kill zone, 0 points for a miss. 8. This task will be conducted in all weather, but during day light conditions.

RECN-WPNS-1012: Engage Targets during Low Light and Darkness with the CQBP

EVALUATION-CODED: NO **SUSTAINMENT INTERVAL:** 12 months

MOS PERFORMING: 0307, 0321, 8403, 8427

BILLETS: Recon Man

GRADES: PVT, PFC, LCPL, CPL, SGT, SSGT, GYSGT, MSGT, MGYSGT, 2NDLT, 1STLT, CAPT, MAJ, LTCOL, NV-SN, NV-PO-3, NV-PO-2, NV-PO-1

INITIAL TRAINING SETTING: FORMAL

CONDITION: Given a CQBW, CQBP, Target Pointer Illuminator/Light Source, Night Vision Device, individual field equipment, magazines, cleaning gear, and ammunition.

STANDARD: By striking the 10 inch circle and a 3x5 inch brain box on an E-Silhouette target achieving a score of 80%.

PERFORMANCE STEPS:

1. From the 25 yard line identify threat.
2. Present CQBP to target.
3. Acquire sights.
4. Engage threat with a pair standing and a pair kneeling to the torso in a time limit of 11 seconds.
5. From the 15 yard line identify threat.
6. Engage threat with a pair standing and a pair kneeling to the torso in a

- time limit of 10 seconds.
7. From the 10 yard line identify threat.
 8. Engage threat with a pair to the torso, speed reload, and engage with a pair to the torso in a time limit of 8.5 seconds.
 9. Shooting on the move from the 10 yard line to the 3 yard line, engage the threat with a pair, speed reload, pair to the torso in the time limit of 8.5 seconds.
 10. Shooting on the move from the 10 yard line to the 3 yard line, engage the threat with a failure drill in the time limit of 6.5 seconds.
 11. From the 7 yard line identify threat.
 12. Engage threat with a pair, strong hand only, to the torso in a time limit of 6 seconds.
 13. From the 7 yard line identify threat.
 14. Engage threat with a pair, weak hand only and weak draw, to the torso in a time limit of 12 seconds.
 15. From the 7 yard line identify threat.
 16. Engage threat with a pair to the torso, speed reload, and engage with a minimum target exposure shot in a time limit of 8 seconds.
 17. From the 15 yard line identify threat.
 18. Engage threat with a pair standing to the torso, on the first target, speed reload, and engage the second target with a pair to the torso in a time limit of 10.5 seconds.
 19. Shooting on the move from the 10 yard line to the 3 yard line, engage the threat with a pair to the torso, speed reload, and engage the second target with a pair to the torso in the time limit of 8.5 seconds.
 20. Shooting on the move from the 10 yard line to the 3 yard line, engage two threats with a pair to the torso, speed reload, and engage both targets with a minimum target exposure shot in the time limit of 10.5 seconds.
 21. Shooting on the move from the 7 yard line to the 3 yard line, engage two threats with a pair to the torso, speed reload, and engage both targets with a pair to the torso in the time limit of 10 seconds.
 22. From the 7 yard line identify threat.
 23. Engage two targets with a minimum target exposure shot on each target in a time limit of 6.5 seconds.
 24. Perform immediate action as required.
 25. Perform remedial action as required.
 26. Search and assess as required.

REFERENCES:

1. Tactical Pistol Shooting, 2nd Edition by Mike Pannone and Erik Lawrence

SUPPORT REQUIREMENTS:

ORDNANCE:

<u>DODIC</u>	<u>Quantity</u>
A060 Cartridge, 5.56mm Dummy M199	300 cartridges per Marine

RANGE/TRAINING AREA: Facility Code 17570 Pistol Known Distance (KD) Range

EQUIPMENT: T/O CQBP.

UNITS/PERSONNEL: RSO and OIC.

MISCELLANEOUS:

ADMINISTRATIVE INSTRUCTIONS: 1. All drills will start from the low ready with the CQBW. 2. All malfunctions will be cleared while on the move or from a knee, as required. 3. Always know the condition of your weapons. 4. If you run dry during a drill you will lose the point value of those rounds. 5. Highest score possible is 100 points. 6. Complete CQB assault gear will be worn at all times. 7. 2 points in a kill zone, 1 point for a hit on the target outside of the kill zone, 0 points for a miss. 8. This task will be conducted in all weather, but during low light/night conditions.

RECN-WPNS-1013: Engage a Moving Target with the CQBP

EVALUATION-CODED: NO

SUSTAINMENT INTERVAL: 12 months

MOS PERFORMING: 0307, 0321, 8403, 8427

BILLETS: Recon Man

GRADES: PVT, PFC, LCPL, CPL, SGT, SSGT, GYSGT, MSGT, MGYSGT, 2NDLT, 1STLT, CAPT, MAJ, LTCOL, NV-SN, NV-PO-3, NV-PO-2, NV-PO-1

INITIAL TRAINING SETTING: FORMAL

CONDITION: Given a CQBW, CQBP, individual field equipment, magazines, cleaning gear, and ammunition.

STANDARD: By striking a target with one of two rounds.

PERFORMANCE STEPS:

1. From the 7 yard line identify threat.
2. Present CQBP to target.
3. Acquire sights.
4. Engage threat while it is moving from left to right with a pair to the torso.
5. From the 7 yard line identify threat.
6. Engage threat while it is moving from right to left with a pair to the torso.
7. Perform immediate action as required.
8. Perform remedial action as required.
9. Search and assess as required.

REFERENCES:

1. Tactical Pistol Shooting, 2nd Edition by Mike Pannone and Erik Lawrence

SUPPORT REQUIREMENTS:

ORDNANCE:

<u>DODIC</u>	<u>Quantity</u>
A475 Cartridge, Caliber .45 Ball M1911	50 cartridges per Marine

RANGE/TRAINING AREA: Facility Code 17570 Pistol Known Distance (KD) Range

EQUIPMENT: T/O CQBP.

UNITS/PERSONNEL: RSO and OIC.

MISCELLANEOUS:

ADMINISTRATIVE INSTRUCTIONS: 1. All drills will start from the low ready with the CQBW. 2. All malfunctions will be cleared from a knee, as required. 3. Always know the condition of your weapons. 4. If you run dry during a drill you will lose the point value of those rounds. 5. Complete CQB assault gear will be worn at all times. 6. This task will be conducted in all weather, but during day light conditions. 7. Targets will move at a speed of 2-6 miles per hour. 8. The shooter must hit the target with a minimum of one round when engaging with a pair.

RECN-WPNS-1014: Engage a target while transitioning from the CQBW to CQBP

EVALUATION-CODED: NO

SUSTAINMENT INTERVAL: 12 months

MOS PERFORMING: 0307, 0321, 8403, 8427

BILLETS: Recon Man

GRADES: PVT, PFC, LCPL, CPL, SGT, SSGT, GYSGT, MSGT, MGYSGT, 1STLT, CAPT, MAJ, LTCOL, NV-SN, NV-PO-3, NV-PO-2, NV-PO-1

INITIAL TRAINING SETTING: FORMAL

CONDITION: Standing on the seven yard line and given a CQBW, CQBP, combat sling, individual field equipment, magazines, targets, target point illuminator/aiming light, night vision device, and ammunition.

STANDARD: By striking the 10 inch circle on an E-Silhouette target with 5 out of 10 rounds fired.

PERFORMANCE STEPS:

1. Identify range.
2. Lower CQBW while reaching for CQBP.
3. Acquire CQBP.
4. Present CQBP.
5. Engage threat.
6. Search and assess.
7. Holster the CQBP.

REFERENCES:

1. M16/M4 Handbook by Mike Pannone and Erik Lawrence
2. Tactical Pistol Shooting, 2nd Edition by Mike Pannone and Erik Lawrence
3. 00001 Green Eyes and Black Rifles, By Kyle E. Lamb
4. MCO 3574.2 Marine Corps Combat Marksmanship Program
5. MCRP 3-01A Rifle Marksmanship

SUPPORT REQUIREMENTS:

ORDNANCE:

<u>DODIC</u>	<u>Quantity</u>
A475 Cartridge, Caliber .45 Ball M1911	300 cartridges per Marine

RANGE/TRAINING AREA: Facility Code 17550 Rifle Known Distance (KD) Range

UNITS/PERSONNEL: RSO and OIC.

OTHER SUPPORT REQUIREMENTS: Corpsman.

MISCELLANEOUS:

ADMINISTRATIVE INSTRUCTIONS: Task will be conducted day and night during all weather conditions.

REC-1015: Handle small arms threat weapons

EVALUATION-CODED: NO SUSTAINMENT INTERVAL: 12 months

MOS PERFORMING: 0307, 0321, 8403, 8427

BILLETS: Recon Man

GRADES: PVT, PFC, LCPL, CPL, SGT, 2NDLT, 1STLT, CAPT, NV-SN, NV-PO-3, NV-PO-2, NV-PO-1

INITIAL TRAINING SETTING: FORMAL

CONDITION: Given a threat weapon.

STANDARD: So as not to endanger friendly personnel or equipment.

PERFORMANCE STEPS:

1. Determine the type and class of threat weapons
2. Render the weapon safe
3. Load the weapon
4. Unload the weapon
5. Perform a function check on small arm threat weapons

REFERENCES:

1. TM 8370-50007-OR/1 OPERATORS MANUAL FOR THE AK-47
2. TM 8370-50037-OR/3 OPERATORS MANUAL FOR THE LIGHT MACHINEGUN RPD
3. TM 8370-50047-OR/5 OPERATORS MANUAL FOR THE AK-74
4. TM 8370-50097-OR/15 OPERATORS MANUAL FOR THE SVD
5. TM 8370-50107-OR/17 OPERATORS MANUAL FOR THE PKM
6. TM 8370-50137-OR/23 OPERATORS MANUAL FOR THE RPG-7

SUPPORT REQUIREMENTS:

OTHER SUPPORT REQUIREMENTS: 1. The Janes small arms of the world as a reference can be used as a reference. 2. This task is designed to accommodate perceived small arm threats.

REC- WPNS-1016: Zero a grenade launcher with A Day/Night sight

EVALUATION-CODED: NO SUSTAINMENT INTERVAL: 12 months

MOS PERFORMING: 0307, 0321, 8403, 8427

BILLETS: Recon Man

GRADES: PVT, PFC, LCPL, CPL, SGT, SSGT, GYSGT, MSGT, 2NDLT, 1STLT, CAPT, NV-SN, NV-PO-3, NV-PO-2, NV-PO-1

INITIAL TRAINING SETTING: FORMAL

CONDITION: Given a grenade launcher with sight, ammunition, and a target, while wearing a fighting load.

STANDARD: By ensuring around impacts within 5 meters of the target.

PERFORMANCE STEPS:

1. Mount the sight to the weapon.
2. Set sight range adjustment to zero meters.
3. Don night vision device.
4. Focus night vision device
5. Activate sight aiming light and aim center mass of laser strike point.
6. Fire a three round shot group.
7. Analyze shot group.
8. Adjust sight aiming light for windage and elevation.
9. Fire a three round shot group.
10. Repeat steps 8-10 until two out of three rounds impact in designated strike zone.
11. Confirm zero with an additional three rounds.

REFERENCES:

1. FM 3-22.31 40-mm Grenade Launcher, M203

SUPPORT REQUIREMENTS:

ORDNANCE:

<u>DODIC</u>	<u>Quantity</u>
B519 Cartridge, 40mm Target Practice M781	15 cartridges per Marine
B546 Cartridge, 40mm HEDP M433	10 cartridges per Marine

RANGE/TRAINING AREA: Facility Code 17610 Grenade Launcher Range

OTHER SUPPORT REQUIREMENTS: 1. Live fire range for grenade launcher and ammunition with a man size target at 200 meters. Weapons: 40mm Grenade Launcher.

MISCELLANEOUS:

ADMINISTRATIVE INSTRUCTIONS: 1. Must be fired on a range that supports dud producing munitions. 2. This event is designed for a variety of sights to include: leaf, quadrant and a day/night sight.

RECN-WPNS-1017: Perform grenade launcher day qualification

EVALUATION-CODED: NO SUSTAINMENT INTERVAL: 12 months

MOS PERFORMING: 0307, 0321, 8403, 8427

BILLETS: Recon Man

GRADES: PVT, PFC, LCPL, CPL, SGT, SSGT, GYSGT, MSGT, 2NDLT, 1STLT, CAPT, NV-SN, NV-PO-3, NV-PO-2, NV-PO-1

INITIAL TRAINING SETTING: FORMAL

CONDITION: Given a zeroed grenade launcher, ammunition, and targets from 90 to 350 meters, while wearing a fighting load.

STANDARD: By achieving effects on targets for 2 of 3 rounds for each station.

PERFORMANCE STEPS:

1. Engage a window at 90 to 100 meters and a bunker at 105 to 115 meters with 3 training practice rounds from the kneeling firing position within 2 minutes from station 2
2. Engage a bunker at 135 to 150 meters and an automatic weapon position at 200 to 250 meters with 3 training practice rounds from the standing position within 2 minutes from station 3
3. Engage a troop emplacement at 275 to 300 meters and troops in the open at 325 to 350 meters with 3 training practice rounds from the prone position within 2 minutes from station 4
4. Don and clear the field protective mask within 9 seconds and secure the hood within 6 seconds
5. Don the NBC gloves
6. Engage a bunker at 135 to 150 meters with 3 training practice rounds from the standing position within 2 minutes from station 3
7. Engage an automatic weapon position at 200 to 250 meters with 3 training practice rounds from the standing position within 2 minutes from station 3
8. Remove and stow the field protective mask with hood and NBC gloves

REFERENCES:

1. FM 3-22.31 40-mm Grenade Launcher, M203

SUPPORT REQUIREMENTS:

ORDNANCE:

<u>DODIC</u>	<u>Quantity</u>
B519 Cartridge, 40mm Target Practice M781	15 cartridges per Marine

B546 Cartridge, 40mm HEDP M433

10 cartridges per Marine

RANGE/TRAINING AREA: Facility Code 17610 Grenade Launcher Range

OTHER SUPPORT REQUIREMENTS: 1. Live fire range for grenade launcher and ammunition with point and area targets from 90 to 350 meters. Weapons: 40mm Grenade Launcher

MISCELLANEOUS:

ADMINISTRATIVE INSTRUCTIONS: 1. In the reference Station 1 is zeroing.
2. Must be fired on a range that supports dud producing munitions.

RECEN-WPNS-1018: Qualify with a grenade launcher at night

EVALUATION-CODED: NO

SUSTAINMENT INTERVAL: 12 months

MOS PERFORMING: 0307, 0321, 8403, 8427

BILLETS: Recon Man

GRADES: PVT, PFC, LCPL, CPL, SGT, SSGT, GYSGT, 2NDLT, 1STLT, CAPT, NV-SN, NV-PO-3, NV-PO-2, NV-PO-1

INITIAL TRAINING SETTING: FORMAL

CONDITION: Given a service rifle with a mounted grenade launcher and a mounted night vision sight, ammunition, and a target at 200 to 250 meters, while wearing a fighting load.

STANDARD: By achieving impact on the target with 2 of 3 rounds within the effective casualty radius of the grenade.

PERFORMANCE STEPS:

1. Visually acquire a target.
2. Engage target with 3 high explosive rounds from the standing position within 2 minutes.

REFERENCES:

1. FM 3-22.31 40-mm Grenade Launcher, M203

SUPPORT REQUIREMENTS:

ORDNANCE:

DODIC

B546 Cartridge, 40mm HEDP M433

Quantity

3 cartridges per Marine

OTHER SUPPORT REQUIREMENTS: 1. Live fire range from grenade launcher and ammunition with point and area targets from 90 to 350 meters. Weapons: 40mm Grenade Launcher

RECN-WPNS-1019: Perform ten meter firing with a light machinegun

EVALUATION-CODED: NO **SUSTAINMENT INTERVAL:** 12 months

MOS PERFORMING: 0307, 0321, 8403, 8427

BILLETS: Recon Man

GRADES: PVT, PFC, LCPL, CPL, SGT, SSGT, GYSGT, MSGT, 2NDLT, 1STLT, CAPT, NV-SN, NV-PO-3, NV-PO-2, NV-PQ-1

INITIAL TRAINING SETTING: FORMAL

CONDITION: Given a light machinegun, ammunition, NBC protective equipment, and a basic machinegun target, while wearing a fighting load.

STANDARD: By qualifying in accordance with FM 3-22.68.

PERFORMANCE STEPS:

1. The automatic rifleman prepares the rear sight for zeroing and checks the front sight
2. The automatic rifleman assumes a good position
3. The automatic rifleman loads one round and obtains the proper sight picture
4. The automatic rifleman engages paster 1 with three single shots
5. The automatic rifleman moves downrange to observe, mark, and triangulate the shot group. Sight adjustments using the rear peep sight and windage knob are made at this time if the shot group is tight enough. If not, the automatic rifleman should fire another three rounds to ensure he has mastered the fundamentals before adjusting the sights
6. Steps 2 through 4 are repeated, but the automatic rifleman fires at paster 2
7. If the automatic rifleman zeros his weapon using 9 rounds, he uses the remaining 3 to confirm his zero. If he is unable to zero with 12 rounds, he is removed from the firing line for remedial training
8. The automatic rifleman prepares a 6 round belt of ammunition
9. The automatic rifleman fires a 3 round burst at paster 3 and a second 3 round burst at paster 4
10. The automatic rifleman prepares a 15 round belt of ammunition
11. The automatic rifleman dons his gas mask and NBC gloves
12. Using the traverse and search technique, the automatic rifleman engages pasters 5 through 6, firing a three-round burst for each paster
13. The automatic rifleman restores his mask to the carrier, removes his gloves, and moves downrange to observe and analyze his targets
14. The automatic rifleman prepares a 24 round belt of ammunition
15. The automatic rifleman engages pasters 7 through 8, firing a three-round burst at each paster, using the traverse and search technique
16. The automatic rifleman may move downrange to observe and analyze his targets
17. The automatic rifleman prepares a 12 round belt of ammunition
18. The automatic rifleman engages pasters 1 through 4 in 20 seconds, firing a three-round burst at each paster
19. The automatic rifleman may move downrange to observe and analyze his targets

20. The automatic rifleman prepares a 24 round belt of ammunition
21. The automatic rifleman dons his gas mask and NBC gloves
22. Using the traverse and search technique, the automatic rifleman engages pasters 7 through 8 in 40 seconds, firing a three-round burst at each paster
23. The automatic rifleman restores his mask to the carrier, removes his gloves, and moves downrange to observe and analyze his targets
24. The automatic rifleman prepares a 15 round belt of ammunition
25. Using the traverse and search technique, the automatic rifleman engages pasters 5 through 6 in 40 seconds, firing a three-round burst at each paster
26. The automatic rifleman may move downrange to observe and analyze his target, and score it

REFERENCES:

1. FM 3-22.68 Light and Medium machineguns
2. MCWP 3-15.1 Machineguns and Machinegun Gunnery

SUPPORT REQUIREMENTS:

ORDNANCE:

<u>DODIC</u>	<u>Quantity</u>
A064 Cartridge, 5.56mm 4 Ball M855/1 Trac	108 cartridges per Marine

RANGE/TRAINING AREA: Facility Code 17510 Basic 10M-25M Firing Range (Zero)

OTHER SUPPORT REQUIREMENTS: Live fire range for light machineguns with basic machinegun target at 10 meters. Weapons: Light Machinegun.

MISCELLANEOUS:

ADMINISTRATIVE INSTRUCTIONS: 1. Performance steps are abbreviated from those contained in the reference (FM 23-14, Chapter 5, Section 5-24 and MCWP 3-15.1 Section 2904). 2. Performance steps 1 through 7 are for 10-meter zero. Marines unable to zero with 12 rounds should be removed from the firing line for remedial training. 3. Performance steps 8, 10 and 14 are for practice and not scored. 4. Performance steps 17, 20, and 25 are scored. 5. One point allowed for each round impacting within the scoring space with a maximum of three points per space. Maximum possible score is 51 points. 6. See the reference for additional information on Stoppages, Penalties and Scoring. This task should be trained to standard through the use of the Individual Small-Arms Marksmanship Trainer (ISMT) prior to the expenditure of live rounds.

RECN-WPNS-1020: Perform transition firing for a light machinegun

EVALUATION-CODED: NO

SUSTAINMENT INTERVAL: 12 months

MOS PERFORMING: 0307, 0321, 8403, 8427

BILLETS: Recon Man

GRADES: PVT, PFC, LCPL, CPL, SGT, SSGT, GYSGT, 2NDLT, 1STLT, CAPT, NV-SN, NV-PO-3, NV-PO-2, NV-PO-1

INITIAL TRAINING SETTING: FORMAL

CONDITION: Given a light machinegun, ammunition, and single and double E-silhouette targets from 100 to 400 meters, while wearing a fighting load.

STANDARD: By qualifying in accordance with FM 3-22.68.

PERFORMANCE STEPS:

1. Prepare sights for field zeroing.
2. Assume a bipod supported firing position.
3. Load a belt of 12 rounds.
4. Place the weapon in Condition 1.
5. Fire four 3 round bursts at a single E-silhouette target, at a range of 300 meters, in no time limit to obtain and record a field zero.
6. Load a belt of 66 rounds.
7. Place the weapon in Condition 1.
8. Fire two 3 round bursts at a single E-silhouette target, at a range of 200 meters, in a time limit of 5 seconds.
9. Fire two 3 round bursts at a double E-silhouette, at a range of 400 meters, in a time limit of 10 seconds.
10. Don an field protective mask with hood and NBC gloves.
11. Fire two 3 round bursts at a single E-silhouette target, at a range of 100 meters, in a time limit of 10 seconds.
12. Fire two 3 round bursts at a single E-silhouette target, at a range of 300 meters, in a time limit of 15 seconds.
13. Fire four 3 round bursts at a single E-silhouette target at 100 meters and a single E-silhouette target at 300 meters, in a time limit of 20 seconds
14. Stow the protective mask with hood and NBC gloves.
15. Fire four 3 round bursts at a single E-silhouette target at 100 meters and a double E-silhouette target at 400 meters, in a time limit of 20 seconds.
16. Fire six 3 round bursts at a single E-silhouette target at 100 meters, a single E-silhouette target at 200 meters, and a double E-silhouette target at 400 meters, in a time limit of 25 seconds.

REFERENCES:

1. FM 3-22.68 Light and Medium machineguns
2. MCWP 3-15.1 Machineguns and Machinegun Gunnery

SUPPORT REQUIREMENTS:

ORDNANCE:

<u>DODIC</u>	<u>Quantity</u>
A062 Cartridge, 5.56mm Ball M855 Linked	144 cartridges per Marine

RANGE/TRAINING AREA: Facility Code 17581 Machinegun Field Fire Range

OTHER SUPPORT REQUIREMENTS: Live fire range Weapons: Light Machinegun

MISCELLANEOUS:

ADMINISTRATIVE INSTRUCTIONS: 1. Five points are allowed for each target hit, whether the target is hit on the first or second burst. The maximum possible score is 55 points. 2. The transition course should be fired twice, once for practice and once for qualification.3.

REC�-WPNS-1021: Operate Optics for Light Machineguns

EVALUATION-CODED: NO **SUSTAINMENT INTERVAL:** 12 months

MOS PERFORMING: 0307, 0321, 8403, 8427

BILLETS: Recon Man

GRADES: PVT, PFC, LCPL, CPL, SGT, SSGT, GYSGT, 2NDLT, 1STLT, CAPT, NV-SN, NV-PO-3, NV-PO-2, NV-PO-1

INITIAL TRAINING SETTING: FORMAL

CONDITION: Given a light machinegun, ammunition, and a basic machinegun target, while wearing a fighting load.

STANDARD: By qualifying in accordance with FM 3-22.68.

PERFORMANCE STEPS:

1. Mount the optic.
2. Bore sight the optic.
3. Zero the optic.

REFERENCES:

1. FM 3-22.68 Light and Medium machineguns
2. MCWP 3-15.1 Machineguns and Machinegun Gunnery
3. TM 11758A-OI Operators Manual for the Sight Unit, SU-258/PVQ Squad Day Optic

SUPPORT REQUIREMENTS:

ORDNANCE:

<u>DODIC</u>	<u>Quantity</u>
A064 Cartridge, 5.56mm 4 Ball M855/1 Trac	75 cartridges per Marine

RANGE/TRAINING AREA: Facility Code 17581 Machinegun Field Fire Range

EQUIPMENT: Light machinegun and standard fighting load.

REC�-WPNS-1022: Engage targets with the light machinegun using assault firing techniques

EVALUATION-CODED: NO **SUSTAINMENT INTERVAL:** 12 months

MOS PERFORMING: 0307, 0321, 8403, 8427

BILLETS: Recon Man

GRADES: PVT, PFC, LCPL, CPL, SGT, SSGT, GYSGT, 2NDLT, 1STLT, CAPT, NV-SN, NV-PO-3, NV-PO-2, NV-PO-1

INITIAL TRAINING SETTING: FORMAL

CONDITION: Given a light machinegun, ammunition, and targets of opportunity, while wearing a fighting load.

STANDARD: By qualifying in accordance with FM 3-22.68.

PERFORMANCE STEPS:

1. Place the bipod legs in the down position.
2. Load a belt of 36 rounds of ammunition.
3. Place the weapon in Condition 1.
4. Begin movement forward with the weapon in the tactical carry.
5. Upon single E-silhouette target exposure, face the target with the feet spread shoulder width apart.
6. Place the left foot in front of the right with most of the body weight on the left foot.
7. Bend both legs at the knees and lean forward at the waist.
8. Firmly grasp the CQBP grip with the right hand and with the right forearm, hold the stock firmly against the forward position of the right thigh.
9. Grasp the hand guard firmly with the left hand.
10. Point the left foot in the direction of the target while the right foot provides stability.
11. Extend the arms fully forward.
12. Depress the muzzle; lean toward the targets; and fire two 3 round bursts at a single E-silhouette target at a range of 25 meters within 5 seconds.
13. Continue movement forward with the weapon in the tactical carry.
14. Upon single E-silhouette target exposures, face the target with the feet spread shoulder width apart.
15. Place the left foot in front of the right with most of the body weight on the left foot.
16. Bend both legs at the knees and lean forward at the waist.
17. Firmly grasp the CQBP grip with the right hand and with the right forearm. Hold the stock firmly against the side of the body at a point between the armpit and the waist.
18. Grasp the hand guard firmly with the left hand.
19. Point the left foot in the direction of the target while the right foot provides stability.
20. Depress the muzzle; lean toward the targets; fire two 3 round bursts at a single E-silhouette target at a range of 25 meters and fire two 3 round bursts at a single E-silhouette target at a range of 50 meters, within 10 seconds.
21. Continue movement forward with the weapon in the tactical carry.
22. Upon single E-silhouette target exposures, put the left foot well forward of the right.
23. Lean forward at the waist, toward the target, with the knees bent, transferring the body weight to the left foot.
24. Grasp the hand guard firmly with the left hand with the left elbow underneath the light machinegun as much as possible.
25. With the right hand, place the butt of the M249 into the pocket of the

- right shoulder.
26. Grasp the CQBP grip firmly with the right hand and pull the weapon into the shoulder.
 27. Hold the right elbow horizontal to the ground to form the pocket in the shoulder.
 28. Depress the muzzle; lean toward the targets; fire two 3 round bursts at a single E-silhouette target at a range of 25 meters; fire two 3 round bursts at a single E-silhouette target at a range of 50 meters; fire two 3 round bursts at a single E-silhouette target at a range of 75 meters, within 15 seconds.

REFERENCES:

1. FM 3-22.68 Light and Medium machineguns
2. MCWP 3-15.1 Machineguns and Machinegun Gunnery

SUPPORT REQUIREMENTS:

ORDNANCE:

<u>DODIC</u>	<u>Quantity</u>
A062 Cartridge, 5.56mm Ball M855 Linked	36 cartridges per Marine

RANGE/TRAINING AREA: Facility Code 17581 Machinegun Field Fire Range

REC-N-WPNS-1023: Perform transition firing with a light machinegun during limited visibility

EVALUATION-CODED: NO

SUSTAINMENT INTERVAL: 12 months

MOS PERFORMING: 0307, 0321, 8403, 8427

BILLETS: Recon Man

GRADES: PVT, PFC, LCPL, CPL, SGT, SSGT, GYSGT, 2NDLT, 1STLT, CAPT, NV-SN, NV-PO-3, NV-PO-2, NV-PO-1

INITIAL TRAINING SETTING: FORMAL

CONDITION: Given a light machinegun with mounted night vision sight, ammunition, targets at ranges of 50, 100, 200, 300, and 400 meters, and a qualification target, while wearing a fighting load.

STANDARD: By qualifying in accordance with FM 3-22.68.

PERFORMANCE STEPS:

1. Assume a bipod supported firing position.
2. With a belt of 12 rounds, place the weapon in Condition 1.
3. Fire four, 3 round bursts at a single E-silhouette target, prone to field expedient zero the night vision sight.
4. Load a belt of 30 rounds of ammunition.
5. Place the weapon in Condition 1.
6. Fire two 3 round bursts at a single E-silhouette target, at a range of 200 meters prone.

7. Fire two 3 round bursts at a double E-silhouette target, at a range of 400 meters prone.
8. Fire two 3 round bursts at a single E-silhouette target, at a range of 100 meters prone.
9. Fire two 3 round bursts at a single E-silhouette target, at a range of 300 meters prone.
10. Fire two 3 round bursts at a single E-silhouette target, at a range of 100 meters.

REFERENCES:

1. FM 3-22.68 Light and Medium machineguns
2. MCWP 3-15.1 Machineguns and Machinegun Gunnery

SUPPORT REQUIREMENTS:

ORDNANCE:

<u>DODIC</u>	<u>Quantity</u>
A062 Cartridge, 5.56mm Ball M855 Linked	72 cartridges per Marine

RANGE/TRAINING AREA:

Facility Code 17580 Machinegun Transition Range
Facility Code 17581 Machinegun Field Fire Range

OTHER SUPPORT REQUIREMENTS: 1. Live fire range for light machineguns with man-size targets at ranges of 50, 100, 200, 300, and 400 meters. Weapons: Light Machinegun

MISCELLANEOUS:

ADMINISTRATIVE INSTRUCTIONS: The transition course should be fired twice, once for practice with 42 rounds and once for qualification with 30 rounds.

RECN-WPNS-1024: Engage targets with a light anti-armor weapon

EVALUATION-CODED: NO **SUSTAINMENT INTERVAL:** 12 months

MOS PERFORMING: 0307, 0321, 8403, 8427

BILLETS: Recon Man

GRADES: PVT, PFC, LCPL, CPL, SGT, 2NDLT, 1STLT, CAPT, NV-SN, NV-PO-3, NV-PO-2, NV-PO-1

INITIAL TRAINING SETTING: FORMAL

CONDITION: Given a light anti-armor weapon or Tracer Trainer, and four stationary and/or moving targets from 125 to 300 meters, while wearing a fighting load.

STANDARD: By achieving hits on target with 5 of 8 rounds.

PERFORMANCE STEPS:

1. Inspect the weapon
2. Prepare the weapon for firing
3. Estimate range to target
4. Ensure the sights are adjusted for the correct range of the target
5. Visually inspect and clear the back blast area
6. Engage the target with the weapon
7. Dispose of expended tube

REFERENCES:

1. FM 3-23.25 Light Anti-Armor Weapons

SUPPORT REQUIREMENTS:

ORDNANCE:

<u>DODIC</u>	<u>Quantity</u>
A358 Cartridge, 9mm TP-T M939 for AT-4 Tr	8 cartridges per Marine
C995 Cartridge and Launcher, 84mm M136 AT	1 cartridges per Marine
HA21 Rocket, 21mm Sub-Caliber, M72AS Trai2	rocket per Marine

RANGE/TRAINING AREA:

Facility Code 17631 Light Anti-armor Weapons Range Live
Facility Code 17640 Anti-armor Tracking And Live-Fire Range

OTHER SUPPORT REQUIREMENTS: Live fire range for AT-4 (or 9mm practice round) with 4 to 6 stationary and/or moving tank silhouette targets from 125 to 300 meters Weapons: Munitions/Demolitions

MISCELLANEOUS:

ADMINISTRATIVE INSTRUCTIONS: 1. This task should be trained to standard through the use of the Individual Small-Arms Marksmanship Trainer (ISMT) prior to the expenditure of live rounds. 2. This event supports both the AT-4 and the LAW.

REC-N-WPNS-1025: Perform misfire procedures for a light anti-armor weapon

EVALUATION-CODED: NO **SUSTAINMENT INTERVAL:** 12 months

MOS PERFORMING: 0307, 0321, 8403, 8427

BILLETS: Recon Man

GRADES: PVT, PFC, LCPL, CPL, SGT, 2NDLT, 1STLT, CAPT, NV-SN, NV-PO-3, NV-PO-2, NV-PO-1

INITIAL TRAINING SETTING: FORMAL

CONDITION: Given an light anti-armor weapon which fails to fire, while wearing a fighting load.

STANDARD: By returning the weapon to service.

PERFORMANCE STEPS:

1. Yell MISFIRE
2. Maintain the original sight picture
3. Release the forward safety
4. Cock the weapon
5. Check the back-blast area
6. Attempt to fire the launcher
7. If the launcher still fails to fire, release the forward safety and return the cocking lever to the SAFE uncocked position
8. Take the launcher off of the shoulder, keeping the muzzle pointed toward the target
9. Reinsert the transport safety pin
10. Keep weapon pointed downrange for two minutes
11. Lay the faulty launcher on the ground with the muzzle pointing toward target
12. Notify team leader

REFERENCES:

1. FM 3-23.25 Light Anti-Armor Weapons

SUPPORT REQUIREMENTS:

OTHER SUPPORT REQUIREMENTS: Live fire range for Light Anti-Armor Weapon (or 9mm practice round), if ammunition is used. Weapons:
Munitions/Demolitions

MISCELLANEOUS:

ADMINISTRATIVE INSTRUCTIONS: 1. In a combat situation with an AT-4, omit performance steps 1 and 9. In combat, break off the sights to identify a misfired launcher. 2. In a combat situation with the M72A7 (LAW), the following steps should be followed instead of the Performance Steps listed for training: Squeeze the trigger again immediately. If the launcher still fails to fire, place the trigger arming handle on "SAFE." Partly collapse the launcher, and then extend it to cock it again. Place it on your shoulder, check the backblast area again, and then arm, aim, and fire the launcher. If the LAW still fails to fire, squeeze the trigger again and return the trigger arming handle to "SAFE." Collapse the launcher, set it aside, and try another one. As soon as possible, dispose of the LAW 3. Use an expended rocket to practice this task.

RECON T&R MANUAL

CHAPTER 9

2000-LEVEL INDIVIDUAL EVENTS

	<u>PARAGRAPH</u>	<u>PAGE</u>
PURPOSE.	9000	9-2
EVENT CODING	9001	9-2
ADMINISTRATIVE NOTES	9002	9-2
INDEX OF INDIVIDUAL EVENTS.	9003	9-2
2000-LEVEL EVENTS	9004	9-13

RECON T&R MANUAL

CHAPTER 9

2000-LEVEL INDIVIDUAL EVENTS

9000. PURPOSE. The purposes of 2000-Level events include important training items that cannot be trained to by the formal school due to time or resource constraints. The 2000-Level events are trained by either MOJT, distance learning courses, or advanced formal training schools. The 2400-Level training events are team leader tasks, the 2500-Level training events are platoon leadership tasks, and the 2600-Level training events are company leadership tasks.

9001. EVENT CODING. As with collective events, Individual Training Standards (ITS) are depicted using an up to 12-digit alphanumeric system (i.e. RECN-GRND-4001) divided into three fields of 4 digits. This chapter utilizes the following methodology:

- a. Field One - Each event in this chapter begins with the community (RECN) in which the skill is intended to be performed.
- b. Field Two - This field abbreviates the functional area.
- c. Field Three - This field provides the level (i.e. 2000, 2400, 2500, or 2600). The last three digits of this field is the numerical sequence.

9002. ADMINISTRATIVE NOTES

1. As applicable, events contain a paragraph that describes internal and external Support Requirements the unit and Marines will need to complete the event. Ranges/Training Areas are described in this section using plain language description. They are also described using the Range/Facility Codes that identify the type of range and/or training area needed to accomplish the Event. Marines can use the codes to find information about available ranges at their geographic location by using the web-based Range/Training Area Management System (see TECOM website). The intent of the Range/Training Area Code (RTAC) is to facilitate range utilization by identifying those events that can be accomplished at each range. Additionally, usage of the RTAC supports readiness reporting by identifying events that cannot be accomplished at certain locations due to a lack of suitable ranges.

2. Every effort is being made to make the T&R Manual system generic. To that end, the term "Service Rifle/Carbine" refers to the current version of Service Rifle fielded in the operating forces and formal schools.

9003. INDEX OF INDIVIDUAL EVENTS

EVENT NUMBER	EVENT TITLE	PAGE
2000 LEVEL		
RECN-AMPH-2001	Conduct an Over the Horizon (OTH) operation	9-13

RECN-AMPH-2002	Perform Preventive Maintenance	9-14
RECN-AMPH-2003	Troubleshoot a Small Boat Engine	9-15
RECN-AMPH-2004	Provide Safety Support	9-16
RECN-AMPH-2401	Lead a boat team	9-17
RECN-AMPH-2402	Supervise the preparation of equipment for transit on a maritime platform	9-18
RECN-AMPH-2403	Lead a team in an Over the Horizon (OTH) operation	9-18
RECN-AMPH-2404	Lead a team during landing/withdrawal	9-20
RECN-AMPH-2405	Lead a surface swim	9-21
RECN-AMPH-2406	Lead a team during actions in a beach survey	9-22
RECN-AMPH-2407	Lead a team during a platoon hydrographic survey	9-23
RECN-AMPH-2408	Lead a team to establish a Beach Landing Site	9-24
RECN-AMPH-2409	Lead a team during an underwater search	9-25
RECN-AMPH-2501	Lead a platoon during Amphibious Reconnaissance	9-26
RECN-AMPH-2502	Lead a platoon in an Over the Horizon (OTH) operation	9-28
RECN-AMPH-2503	Lead a platoon during landing/withdrawal	9-29
RECN-AMPH-2504	Lead the platoon during actions in a beach survey	9-30
RECN-AMPH-2505	Lead a platoon in a hydrographic survey	9-31
RECN-AMPH-2506	Lead a platoon to establish a Beach Landing Site	9-33
RECN-AMPH-2507	Direct the platoon during an underwater search	9-34
RECN-AMPH-2601	Direct Amphibious Reconnaissance	9-35
RECN-C2-2001	Perform duties as Watch Stander in the Reconnaissance Operations Center (ROC)	9-36
RECN-C2-2401	Conduct small unit training	9-37
RECN-C2-2402	Conduct Live Fire Range Operations	9-38
RECN-C2-2403	Lead an after action review	9-39
RECN-C2-2501	Conduct Command and Control of Ground Reconnaissance assets	9-39
RECN-C2-2502	Establish a Reconnaissance Operations Center (ROC)	9-40
RECN-C2-2503	Perform duties as Watch Officer in the Reconnaissance Operations Center (ROC)	9-41
RECN-C2-2504	Maintain a Situation Map	9-42
RECN-C2-2505	Maintain a Reconnaissance operational journal	9-43
RECN-C2-2506	Conduct small unit training	9-44
RECN-C2-2507	Prepare for Live Fire Range Operations	9-44
RECN-C2-2508	Direct Live Fire Range Operations	9-45
RECN-C2-2509	Direct Shoot House Training	9-47
RECN-C2-2510	Lead an after action review	9-48
RECN-C2-2601	Conduct Command and Control of Ground Reconnaissance forces	9-48
RECN-C2-2602	Establish a Reconnaissance Operations Center (ROC)	9-49
RECN-C2-2603	Perform duties as Watch Officer in the Reconnaissance Operations Center (ROC)	9-51
RECN-C2-2604	Operate Command Control Computer Communication (C4) suite	9-52
RECN-C2-2605	Maintain a Situation Map	9-52
RECN-C2-2606	Maintain a Reconnaissance operational journal	9-53
RECN-C2-2607	Develop unit training priorities	9-54
RECN-C2-2608	Develop a unit training plan	9-54
RECN-C2-2609	Lead an after action review	9-55
RECN-COLL-2001	Produce an Aircraft Landing Zone Report (ALZREP)	9-56
RECN-COLL-2002	Produce a Beach Survey Report (BEACHREP)	9-57

RECN-COLL-2003	Produce a Bridge Report (BRIDGEREP)	9-58
RECN-COLL-2004	Produce a Confirmatory Beach Report (CONBEREP)	9-60
RECN-COLL-2005	Produce a River/Estuary Report (DELTAREP)	9-61
RECN-COLL-2006	Produce a Detailed Building Report (DBREP)	9-62
RECN-COLL-2007	Produce a Drop Zone Report (DZREP)	9-63
RECN-COLL-2008	Produce a Flash/Action Report (FLASHREP)	9-65
RECN-COLL-2009	Produce a River Ford Report (FORDREP)	9-66
RECN-COLL-2010	Produce a Helicopter Landing Site Report (HELLSREP)	9-68
RECN-COLL-2011	Produce a Hotel/Uniform/Tango Report (HUTREP)	9-69
RECN-COLL-2012	Produce a Meaconing, Intrusion, Jamming, and Interference Report (MEJIREP)	9-71
RECN-COLL-2013	Produce a Nuclear, Biological, and Chemical Report (NBCREP)	9-72
RECN-COLL-2014	Produce a Photo Log Report (PHOTOLOG)	9-73
RECN-COLL-2015	Produce a Railroad Reconnaissance Report (RAILREP)	9-74
RECN-COLL-2016	Produce a Route and Road Report (ROUTEREP)	9-76
RECN-COLL-2017	Produce a SALUTE Report (SALUTEREP)	9-77
RECN-COLL-2018	Produce a Standard Shelling, Mortar, or Bombing Report (SHELLREP) (MORTREP) (BOMREP)	9-78
RECN-COLL-2019	Produce a Situation Report (SITREP)	9-80
RECN-COLL-2020	Produce a Enemy Sighting Report (SPOTREP)	9-81
RECN-COLL-2021	Produce a Surf Observation Report (SURFREP)	9-82
RECN-COLL-2022	Produce a Tunnel Report (TUNNELREP)	9-83
RECN-COLL-2023	Produce a Weather Report (WXREP)	9-85
RECN-COLL-2024	Conduct a combat assessment	9-86
RECN-COLL-2401	Validate an Aircraft Landing Zone Report (ALZREP)	9-87
RECN-COLL-2402	Validate a Beach Survey Report (BEACHREP)	9-88
RECN-COLL-2403	Validate a Bridge Report (BRIDGEREP)	9-89
RECN-COLL-2404	Validate a Confirmatory Beach Report (CONBEREP)	9-91
RECN-COLL-2405	Validate a River/Estuary Report (DELTAREP)	9-92
RECN-COLL-2406	Validate a Detailed Building Report (DBREP)	9-93
RECN-COLL-2407	Validate a Drop Zone Report (DZREP)	9-94
RECN-COLL-2408	Validate a Flash/Action Report (FLASHREP)	9-96
RECN-COLL-2409	Validate a River Ford Report (FORDREP)	9-97
RECN-COLL-2410	Validate a Helicopter Landing Site Report (HELLSREP)	9-98
RECN-COLL-2411	Validate a Hotel/Uniform/Tango Report (HUTREP)	9-100
RECN-COLL-2412	Validate a Meaconing, Intrusion, Jamming, and Interference Report (MEJIREP)	9-101
RECN-COLL-2413	Validate a Nuclear, Biological, and Chemical Report (NBCREP)	9-102
RECN-COLL-2414	Validate a Photo Log Report (PHOTOLOG)	9-103
RECN-COLL-2415	Validate a Railroad Reconnaissance Report (RAILREP)	9-104
RECN-COLL-2416	Validate a Route and Road Report (ROUTEREP)	9-106
RECN-COLL-2417	Validate a SALUTE Report (SALUTEREP)	9-107
RECN-COLL-2418	Validate a Standard Shelling, Mortar, or Bombing Report (SHELLREP) (MORTREP) (BOMREP)	9-108
RECN-COLL-2419	Validate a Situation Report (SITREP)	9-109
RECN-COLL-2420	Validate a Enemy Sighting Report (SPOTREP)	9-111
RECN-COLL-2421	Validate a Surf Observation Report (SURFREP)	9-112
RECN-COLL-2422	Validate a Tunnel Report (TUNNELREP)	9-113
RECN-COLL-2423	Validate a Weather Report (WXREP)	9-114
RECN-COLL-2424	Validate a combat assessment	9-116

RECN-COLL-2501	Validate an Aircraft Landing Zone Report (ALZREP)	9-117
RECN-COLL-2502	Validate a Beach Survey Report (BEACHREP)	9-117
RECN-COLL-2503	Validate a Bridge Report (BRIDGEREP)	9-118
RECN-COLL-2504	Validate a Confirmatory Beach Report (CONBEREP)	9-119
RECN-COLL-2505	Validate a River/Estuary Report (DELTAREP)	9-120
RECN-COLL-2506	Validate a Detailed Building Report (DBREP)	9-120
RECN-COLL-2507	Validate a Drop Zone Report (DZREP)	9-121
RECN-COLL-2508	Validate a Flash/Action Report (FLASHREP)	9-122
RECN-COLL-2509	Validate a River Ford Report (FORDREP)	9-123
RECN-COLL-2510	Validate a Helicopter Landing Site Report (HELLSREP)	9-123
RECN-COLL-2511	Validate a Hotel/Uniform/Tango Report (HUTREP)	9-124
RECN-COLL-2512	Validate a Meaconing, Intrusion, Jamming, and Interference Report (MEJIREP)	9-125
RECN-COLL-2513	Validate a Nuclear, Biological, and Chemical Report (NBCREP)	9-126
RECN-COLL-2514	Validate a Photo Log Report (PHOTOLOG)	9-126
RECN-COLL-2515	Validate a Railroad Reconnaissance Report (RAILREP)	9-127
RECN-COLL-2516	Validate a Route and Road Report (ROUTEREP)	9-128
RECN-COLL-2517	Validate a SALUTE Report (SALUTEREP)	9-129
RECN-COLL-2518	Validate a Standard Shelling, Mortar, or Bombing Report (SHELLREP) (MORTREP) (BOMREP)	9-129
RECN-COLL-2519	Validate a Situation Report (SITREP)	9-130
RECN-COLL-2520	Validate a Enemy Sighting Report (SPOTREP)	9-131
RECN-COLL-2521	Validate a Surf Observation Report (SURFREP)	9-131
RECN-COLL-2522	Validate a Tunnel Report (TUNNELREP)	9-132
RECN-COLL-2523	Validate a Weather Report (WXREP)	9-133
RECN-COLL-2524	Validate a combat assessment	9-134
RECN-COMM-2001	Operate communications equipment sets with encryption	9-134
RECN-COMM-2401	Supervise the handling of Electronic Key Management System (EKMS) material	9-135
RECN-COMM-2402	Supervise the operation of communications equipment sets with encryption	9-136
RECN-COMM-2403	Supervise the employment of a field expedient antenna	9-137
RECN-COMM-2404	Supervise the transmittal of a message	9-138
RECN-COMM-2405	Supervise the waterproofing of communication equipment	9-139
RECN-COMM-2406	Supervise the maintenance of a communication log	9-139
RECN-COMM-2501	Establish communications	9-140
RECN-COMM-2502	Direct establishment of tactical communications architecture	9-141
RECN-COMM-2503	Supervise the operation of communications equipment sets with encryption	9-142
RECN-COMM-2504	Maintain a platoon communication log	9-143
RECN-COMM-2601	Establish communications	9-144
RECN-COMM-2602	Direct establishment of tactical communications architecture	9-145
RECN-COMM-2603	Supervise the operation of communications equipment sets with encryption	9-146
RECN-COMM-2604	Maintain a company communication log	9-147
RECN-DEMO-2001	Perform Breacher Responsibilities	9-147
RECN-DEMO-2002	Maintain a Breacher's Logbook	9-148
RECN-DEMO-2003	Classify Explosives Associated with Dynamic Entry	9-149

RECN-DEMO-2004	Recognize Facility Construction	9-150
RECN-DEMO-2005	Recognize Breaching Hazards	9-150
RECN-DEMO-2006	Calculate Safe Blast Overpressure Standoff	9-151
RECN-DEMO-2007	Employ Protective Measures	9-152
RECN-DEMO-2008	Employ a Non-Electric Priming System	9-153
RECN-DEMO-2401	Direct the employment of demolitions	9-154
RECN-DEMO-2402	Supervise an element during Explosive Breaching	9-154
RECN-DEMO-2403	Supervise an element during Ballistic Breaching	9-156
RECN-DEMO-2404	Supervise an element during Mechanical Breaching	9-157
RECN-DEMO-2501	Direct the employment of demolitions	9-157
RECN-DEMO-2502	Supervise Platoon elements during Explosive Breaching	9-158
RECN-DEMO-2503	Supervise Platoon elements during Ballistic Breaching	9-159
RECN-DEMO-2504	Supervise Platoon elements during Mechanical Breaching	9-160
RECN-DEMO-2601	Coordinate the employment of demolitions	9-161
RECN-GRND-2001	Conduct Operations in Special Terrain	9-162
RECN-GRND-2002	Construct a Ghillie Suit	9-163
RECN-GRND-2003	Conduct mounted land navigation	9-164
RECN-GRND-2004	Establish a Hide Site	9-164
RECN-GRND-2005	Prepare a fire plan sketch	9-166
RECN-GRND-2006	Cache Equipment	9-166
RECN-GRND-2007	Conduct Structural Survey/Reconnaissance	9-167
RECN-GRND-2008	Mark a Drop Zone	9-168
RECN-GRND-2009	Conduct a Mounted Patrol	9-169
RECN-GRND-2010	Perform Defensive/Evasive Driving Techniques	9-170
RECN-GRND-2011	Handle detainees	9-171
RECN-GRND-2401	Lead Operations in Special Terrain	9-172
RECN-GRND-2402	Lead a patrol	9-172
RECN-GRND-2403	Lead a team during immediate actions upon contact with the enemy	9-173
RECN-GRND-2404	Lead a vehicle patrol	9-175
RECN-GRND-2405	Lead a Mounted Patrol	9-176
RECN-GRND-2406	Supervise the operation of a Patrol Base	9-177
RECN-GRND-2407	Supervise the operation of a Observation Post (OP)	9-178
RECN-GRND-2407	Select position.	9-179
RECN-GRND-2408	Supervise the operation of a Hide Site	9-179
RECN-GRND-2409	Lead a tracking team	9-180
RECN-GRND-2410	Lead a team conducting Structural Survey/Reconnaissance	9-181
RECN-GRND-2411	Lead a team to establish a Helicopter Landing Site	9-182
RECN-GRND-2412	Supervise the marking of a Drop Zone	9-183
RECN-GRND-2413	Lead a team in offensive operations	9-184
RECN-GRND-2414	Direct the employment of a machinegun team in offensive operations	9-185
RECN-GRND-2415	Lead a team in defensive operations	9-186
RECN-GRND-2416	Direct the employment of a machinegun team in support of defensive operations	9-187
RECN-GRND-2417	Lead a team in urban operations	9-188
RECN-GRND-2418	Lead a team in a hasty vehicle/personnel checkpoint	9-189
RECN-GRND-2419	Direct the team in handling of detainees	9-190
RECN-GRND-2420	Supervise the maintenance of a patrol log	9-190

RECN-GRND-2501	Lead a platoon during Ground Reconnaissance	9-191
RECN-GRND-2502	Lead Operations in Special Terrain	9-192
RECN-GRND-2503	Lead a platoon patrol	9-193
RECN-GRND-2504	Lead a platoon during immediate actions upon contact with the enemy	9-194
RECN-GRND-2505	Lead a platoon in motorized operations	9-195
RECN-GRND-2506	Lead a Mounted Patrol	9-197
RECN-GRND-2507	Lead a platoon in patrol base operations	9-198
RECN-GRND-2508	Lead a platoon during tracking operations	9-200
RECN-GRND-2509	Lead a platoon conducting Structural Survey/Reconnaissance	9-201
RECN-GRND-2510	Lead a platoon to establish a Helicopter Landing Site	9-202
RECN-GRND-2511	Supervise the marking of a Drop Zone	9-202
RECN-GRND-2512	Lead a unit in offensive operations	9-203
RECN-GRND-2513	Prepare a platoon fire plan overlay	9-205
RECN-GRND-2514	Employ machineguns in support of offensive operations	9-206
RECN-GRND-2515	Lead a unit in defensive operations	9-207
RECN-GRND-2516	Employ machineguns in support of defensive operations	9-208
RECN-GRND-2517	Lead a unit in urban operations	9-209
RECN-GRND-2518	Lead a unit in a hasty vehicle/personnel checkpoint	9-211
RECN-GRND-2519	Direct the platoon in handling of detainees	9-212
RECN-GRND-2601	Direct Ground Reconnaissance	9-212
RECN-GRND-2602	Direct Operations in Special Terrain	9-213
RECN-GRND-2603	Conduct convoy operations	9-214
RECN-GRND-2604	Establish a Forward Operating Base (FOB)	9-215
RECN-GRND-2605	Operate a Forward Operating Base (FOB)	9-216
RECN-GRND-2606	Direct Company in offensive operations	9-217
RECN-GRND-2607	Direct Company in defensive operations	9-218
RECN-GRND-2608	Direct Company in urban operations	9-220
RECN-GRND-2609	Conduct tactical logistics	9-221
RECN-GRND-2610	Conduct a relief in place (RIP)	9-223
RECN-INTL-2001	Conduct Pattern Analysis	9-224
RECN-INTL-2002	Produce Intelligence-Quality Multi-media	9-225
RECN-INTL-2401	Supervise the safeguarding of Classified Material	9-226
RECN-INTL-2402	Evaluate Intelligence Writing	9-226
RECN-INTL-2403	Evaluate a Request for Information (RFI)	9-227
RECN-INTL-2404	Evaluate an Intelligence Product	9-228
RECN-INTL-2405	Evaluate Intelligence-Quality Multi-media	9-229
RECN-INTL-2406	Lead a patrol debrief	9-230
RECN-INTL-2407	Conduct an Intelligence Brief	9-230
RECN-INTL-2501	Integrate Ground Reconnaissance into the Marine Corps Intelligence, Surveillance, Reconnaissance Enterprise (MCISR-E) concept of operations	9-231
RECN-INTL-2502	Develop Unit Level Analytical Training	9-232
RECN-INTL-2503	Classify material	9-233
RECN-INTL-2504	Supervise the safeguarding of Classified Material	9-233
RECN-INTL-2505	Evaluate Intelligence Writing	9-234
RECN-INTL-2506	Evaluate a Request for Information (RFI)	9-235
RECN-INTL-2507	Evaluate an Intelligence Product	9-235
RECN-INTL-2508	Evaluate Intelligence-Quality Multi-media	9-236
RECN-INTL-2509	Lead a patrol debrief	9-237
RECN-INTL-2510	Produce a Reconnaissance After-action, Information,	9-238

	Dissemination, Exploitation Report (RAIDERREP)	
RECN-INTL-2511	Conduct an Intelligence Brief	9-239
RECN-INTL-2601	Direct Intelligence Operations	9-240
RECN-INTL-2602	Integrate Ground Reconnaissance into the Marine Corps Intelligence, Surveillance, Reconnaissance Enterprise (MCISR-E) concept of operations	9-241
RECN-INTL-2603	Develop Unit Level Analytical Training	9-242
RECN-INTL-2604	Classify material	9-242
RECN-INTL-2605	Supervise the safeguarding of Classified Material	9-243
RECN-INTL-2606	Produce a Request for Information (RFI)	9-244
RECN-INTL-2607	Evaluate an Intelligence Product	9-245
RECN-INTL-2608	Evaluate Intelligence-Quality Multi-media	9-245
RECN-INTL-2609	Lead a patrol debrief	9-246
RECN-INTL-2610	Produce a Reconnaissance After-action, Information, Dissemination, Exploitation Report (RAIDERREP)	9-247
RECN-INTL-2611	Conduct an Intelligence Brief	9-248
RECN-MED-2001	Perform endotracheal intubation	9-249
RECN-MED-2002	Perform surgical airway	9-249
RECN-MED-2003	Perform intraosseous infusion	9-250
RECN-MED-2401	Supervise the processing of casualties	9-251
RECN-MED-2501	Supervise the processing of casualties	9-252
RECN-MED-2601	Direct the processing of casualties	9-253
RECN-MED-2602	Direct field sanitation	9-254
RECN-PLAN-2001	Use computer software	9-255
RECN-PLAN-2002	Prepare a Digital Route Overlay	9-256
RECN-PLAN-2003	Develop a sustainment plan	9-257
RECN-PLAN-2401	Brief USMC Reconnaissance capabilities	9-258
RECN-PLAN-2402	Lead team operations in an Isolation Facility	9-258
RECN-PLAN-2403	Issue a warning order	9-259
RECN-PLAN-2404	Lead team Preparations for Combat	9-260
RECN-PLAN-2405	Evaluate a route plan	9-260
RECN-PLAN-2406	Evaluate a Route Overlay	9-261
RECN-PLAN-2407	Evaluate a communications plan	9-262
RECN-PLAN-2408	Evaluate a sustainment plan	9-263
RECN-PLAN-2409	Evaluate a Terrain Model	9-264
RECN-PLAN-2410	Develop a Scheme of Maneuver	9-264
RECN-PLAN-2411	Develop a fire support plan	9-265
RECN-PLAN-2412	Conduct Surveillance Mission Planning	9-266
RECN-PLAN-2413	Integrate Technical Support to Surveillance Operations	9-267
RECN-PLAN-2414	Issue a patrol order	9-268
RECN-PLAN-2415	Produce a PowerPoint Presentation	9-269
RECN-PLAN-2416	Construct an Operational Risk Management (ORM) assessment	9-270
RECN-PLAN-2501	Advise the supported commander on Ground Reconnaissance assets	9-271
RECN-PLAN-2502	Conduct detailed Ground Reconnaissance planning	9-272
RECN-PLAN-2503	Lead Platoon operations in an Isolation Facility	9-274
RECN-PLAN-2504	Issue a warning order	9-274
RECN-PLAN-2505	Lead Platoon Preparations for Combat	9-276
RECN-PLAN-2506	Develop a Scheme of Maneuver	9-276
RECN-PLAN-2507	Integrate precision fires into the ground scheme of	9-277

	maneuver	
RECN-PLAN-2508	Develop a route plan	9-278
RECN-PLAN-2509	Prepare an operation overlay	9-278
RECN-PLAN-2510	Develop a communications plan	9-279
RECN-PLAN-2511	Develop a sustainment plan	9-280
RECN-PLAN-2512	Develop a target list worksheet/scheduling worksheet	9-281
RECN-PLAN-2513	Develop a fire support coordination overlay	9-282
RECN-PLAN-2514	Develop an Evasion Plan of Action (EPA)	9-283
RECN-PLAN-2515	Conduct Surveillance Mission Planning	9-283
RECN-PLAN-2516	Integrate Technical Support to Surveillance Operations	9-285
RECN-PLAN-2517	Issue an operation order	9-285
RECN-PLAN-2518	Recognize the use of Operational Presentations	9-287
RECN-PLAN-2519	Produce a PowerPoint Presentation	9-288
RECN-PLAN-2520	Coordinate the resupply of a unit	9-289
RECN-PLAN-2521	Construct an Operational Risk Management (ORM) assessment	9-290
RECN-PLAN-2601	Advise the supported commander on Ground Reconnaissance assets	9-291
RECN-PLAN-2602	Conduct detailed Ground Reconnaissance planning	9-292
RECN-PLAN-2603	Conduct Crisis Action Planning	9-294
RECN-PLAN-2604	Direct Company operations in an Isolation Facility	9-295
RECN-PLAN-2605	Issue a warning order	9-296
RECN-PLAN-2606	Direct Preparation for combat operations	9-297
RECN-PLAN-2607	Develop a Scheme of Maneuver	9-299
RECN-PLAN-2608	Integrate precision fires into the ground scheme of maneuver	9-300
RECN-PLAN-2609	Develop a route plan	9-301
RECN-PLAN-2610	Prepare an operation overlay	9-302
RECN-PLAN-2611	Develop a communications plan	9-302
RECN-PLAN-2612	Develop a sustainment plan	9-303
RECN-PLAN-2613	Coordinate Combat Support	9-304
RECN-PLAN-2614	Conduct fire support planning	9-305
RECN-PLAN-2615	Develop a target list worksheet/scheduling worksheet	9-306
RECN-PLAN-2616	Develop a fire support coordination overlay	9-307
RECN-PLAN-2617	Develop an Evasion Plan of Action (EPA)	9-308
RECN-PLAN-2618	Conduct Surveillance Mission Planning	9-308
RECN-PLAN-2619	Integrate Technical Support to Surveillance Operations	9-310
RECN-PLAN-2620	Issue an operation order	9-311
RECN-PLAN-2621	Produce a PowerPoint Presentation	9-313
RECN-PLAN-2622	Conduct a Ground Reconnaissance confirmation brief	9-314
RECN-PLAN-2623	Coordinate the resupply of a unit	9-315
RECN-PLAN-2624	Construct an Operational Risk Management (ORM) assessment	9-316
RECN-RAID-2001	Employ an Exothermic Cutting Torch	9-317
RECN-RAID-2002	Employ a Quickie Saw	9-317
RECN-RAID-2003	Provide Reconnaissance Support to Sensitive Site Exploitation	9-318
RECN-RAID-2401	Lead a team in a raid	9-319
RECN-RAID-2402	Lead a team during infiltration	9-320
RECN-RAID-2403	Lead a team on the Objective	9-321

RECN-RAID-2404	Lead a team during the Clearing of an Enclosure(s)	9-323
RECN-RAID-2405	Lead a team during Site Sensitive Exploitation	9-324
RECN-RAID-2406	Lead a team while departing an objective	9-325
RECN-RAID-2407	Lead a team during exfiltration	9-326
RECN-RAID-2408	Lead a team on a Time Sensitive Target	9-328
RECN-RAID-2409	Lead a team in a vehicle assault	9-329
RECN-RAID-2501	Lead a platoon during a Specialized Raid	9-330
RECN-RAID-2502	Lead a platoon in a raid	9-331
RECN-RAID-2503	Lead a platoon during infiltration	9-332
RECN-RAID-2504	Lead a platoon on the Objective	9-333
RECN-RAID-2505	Lead a platoon during the Clearing of an Enclosure(s)	9-335
RECN-RAID-2506	Lead the platoon during Site Sensitive Exploitation	9-336
RECN-RAID-2507	Lead a platoon while departing an objective	9-337
RECN-RAID-2508	Lead a platoon during exfiltration	9-339
RECN-RAID-2509	Lead a platoon on a Time Sensitive Target	9-340
RECN-RAID-2601	Direct a Specialized Raid	9-342
RECN-RECN-2519	Conduct a Ground Reconnaissance confirmation brief	9-343
RECN-SHAP-2001	Call for indirect fire using the shift from a known point method	9-345
RECN-SHAP-2002	Adjust naval gunfire	9-346
RECN-SHAP-2003	Conduct a coordinated illumination mission	9-347
RECN-SHAP-2004	Direct a Close Air Support (CAS) strike (Type I)	9-348
RECN-SHAP-2005	Facilitate a Close Air Support (CAS) Type II or Type III terminal attack control as an observer (A)	9-349
RECN-SHAP-2006	Operate target location equipment	9-350
RECN-SHAP-2007	Mark Targets for Fires	9-351
RECN-SHAP-2008	Hunt a Target	9-352
RECN-SHAP-2009	Perform tactical deception	9-353
RECN-SHAP-2010	Participate in an Ambush	9-354
RECN-SHAP-2401	Advise the Commander on Sniper Employment	9-355
RECN-SHAP-2402	Lead a Sniper Patrol	9-356
RECN-SHAP-2403	Lead a Hunter/Killer Patrol	9-358
RECN-SHAP-2404	Lead an Ambush	9-359
RECN-SHAP-2501	Lead a platoon conducting Battlespace Shaping Operations	9-360
RECN-SHAP-2502	Employ supporting arms	9-361
RECN-SHAP-2503	Advise the Commander on Sniper Employment	9-362
RECN-SHAP-2504	Employ a sniper unit	9-363
RECN-SHAP-2505	Advise the Commander on Hunter/Killer Patrol Employment	9-364
RECN-SHAP-2506	Lead a Hunter/Killer Patrol	9-365
RECN-SHAP-2507	Lead an Ambush	9-366
RECN-SHAP-2601	Direct Battlespace Shaping Operations	9-368
RECN-SHAP-2602	Advise the Commander on Sniper Employment	9-369
RECN-SHAP-2603	Advise the Commander on Hunter/Killer Patrol Employment	9-370
RECN-SPIE-2001	Conduct an intentional water parachute insertion	9-371
RECN-SPIE-2002	Conduct a parachute insertion into a Special Purpose Drop Zone	9-372
RECN-SPIE-2003	Perform the duties of a HRST Master	9-374
RECN-SPIE-2004	Perform the duties of a Cast Master	9-374
RECN-SPIE-2005	Perform the duties of a static line Jumpmaster	9-375

RECN-SPIE-2006	Perform the duties of a free fall Jumpmaster	9-376
RECN-SPIE-2007	Prepare a bundle for Tandem Offset Resupply Delivery System (TORDS) Operation	9-377
RECN-SPIE-2008	Pack a Military Tandem Vector System (MTVS) main parachute	9-378
RECN-SPIE-2009	Conduct a Tandem Offset Re-supply Delivery System (TORDS) jump with equipment	9-379
RECN-SPIE-2010	Conduct a Tandem Offset Re-supply Delivery System (TORDS) jump with personnel	9-380
RECN-SPIE-2011	Pack a High Glide Parachute	9-382
RECN-SPIE-2012	Conduct airborne operations with the High Glide (HG) 380 canopy	9-383
RECN-SPIE-2013	Supervise Closed-Circuit Diving	9-384
RECN-SPIE-2014	Supervise Open-Circuit Diving	9-385
RECN-SPIE-2015	Supervise Recompression Chamber Diving Operations	9-386
RECN-SPIE-2016	Conduct Submarine Deployment Operations	9-387
RECN-SPIE-2401	Lead a team in a helicopter insertion	9-389
RECN-SPIE-2402	Lead a team in a parachute insertion	9-390
RECN-SPIE-2403	Lead a team in a dive mission	9-391
RECN-SPIE-2404	Lead Submarine Deployment Operations	9-392
RECN-SPIE-2501	Lead a platoon conducting Specialized Insertion and Extraction	9-393
RECN-SPIE-2502	Lead a platoon in a helicopter insertion	9-394
RECN-SPIE-2503	Lead a platoon in a parachute insertion	9-395
RECN-SPIE-2504	Lead a platoon in a dive mission	9-396
RECN-SPIE-2505	Lead Submarine Deployment Operations	9-397
RECN-SPIE-2601	Direct Specialized Insertion and Extraction	9-398
RECN-SURV-2001	Conduct Fixed Site Surveillance	9-399
RECN-SURV-2002	Perform Vehicle Non-Technical Surveillance	9-400
RECN-SURV-2003	Employ Surveillance Security Measures	9-401
RECN-SURV-2004	Conduct Surveillance Detection	9-402
RECN-SURV-2005	Prepare a sniper range card	9-404
RECN-SURV-2006	Conduct Target Analysis	9-405
RECN-SURV-2401	Lead a team during Fixed Site Surveillance	9-406
RECN-SURV-2402	Lead a team Conducting Vehicle Non-Technical Surveillance	9-408
RECN-SURV-2403	Conduct a Battlefield Turn-Over/Data Dump	9-409
RECN-SURV-2501	Lead a platoon during Surveillance Operations	9-411
RECN-SURV-2502	Conduct a Battlefield Turn-Over/Data Dump	9-412
RECN-SURV-2601	Direct Surveillance Operations	9-413
RECN-WPNS-2001	Recognize Marksmanship Deficiencies	9-414
RECN-WPNS-2002	Place Service Shotgun into Action	9-415
RECN-WPNS-2003	Engage Targets with the Service Shotgun	9-416
RECN-WPNS-2004	Perform Weapons Handling Procedures for Sniper Weapon	9-417
RECN-WPNS-2005	Perform Preventative Maintenance on Sniper Weapon Systems	9-418
RECN-WPNS-2006	Perform Scope Adjustment and Manipulation	9-419
RECN-WPNS-2007	Zero Sniper Weapon Systems	9-420
RECN-WPNS-2008	Zero Sniper Weapon Systems Using Field Expedient Methods	9-422
RECN-WPNS-2009	Perform Shot Placement Calculations	9-423
RECN-WPNS-2010	Operate a Handheld Computer with Ballistic Software	9-424

RECN-WPNS-2011	Qualify with the Anti-Personnel Sniper Weapon System	9-425
RECN-WPNS-2012	Qualify with the Anti-Materiel Sniper Weapon System at Known	9-427
RECN-WPNS-2013	Handle Threat Sniper Weapon Systems	9-429
RECN-WPNS-2014	Perform operator maintenance for a medium machinegun and associated components	9-430
RECN-WPNS-2015	Mount a medium machinegun on an M122 tripod	9-431
RECN-WPNS-2016	Mount a medium machinegun on a tactical vehicle	9-431
RECN-WPNS-2017	Load a medium machinegun (cover raised)	9-432
RECN-WPNS-2018	Load a medium machinegun (cover closed)	9-433
RECN-WPNS-2019	Change a barrel on a medium machinegun	9-433
RECN-WPNS-2020	Perform immediate action on a medium machinegun	9-434
RECN-WPNS-2021	Perform remedial action on a medium machinegun	9-435
RECN-WPNS-2022	Zero a medium machinegun	9-436
RECN-WPNS-2023	Field zero a medium machinegun	9-437
RECN-WPNS-2024	Operate Optics for Medium Machineguns	9-438
RECN-WPNS-2025	Zero a Night Aiming Device (NAD) for a medium machinegun	9-439
RECN-WPNS-2026	Zero a Night Sight for a medium machinegun	9-440
RECN-WPNS-2027	Conduct the 12.7-meter Basic Course for the medium machinegun	9-441
RECN-WPNS-2028	Conduct the Multiple Engagement Course for the medium machinegun (Gunnery Table II)	9-442
RECN-WPNS-2029	Perform operator maintenance for an M2 heavy machinegun and associated components	9-444
RECN-WPNS-2030	Mount an M2 heavy machinegun on an M3 tripod	9-444
RECN-WPNS-2031	Mount an M2 heavy machinegun on an appropriate tactical vehicle	9-445
RECN-WPNS-2032	Set headspace and timing for an M2 heavy machinegun	9-446
RECN-WPNS-2033	Load an M2 heavy machinegun (cover raised)	9-447
RECN-WPNS-2034	Load an M2 heavy machinegun (cover closed)	9-447
RECN-WPNS-2035	Perform immediate action for an M2 heavy machinegun	9-448
RECN-WPNS-2036	Perform remedial action for an M2 heavy machinegun	9-449
RECN-WPNS-2037	Zero an M2 heavy machinegun	9-450
RECN-WPNS-2038	Field zero an M2 heavy machinegun	9-451
RECN-WPNS-2039	Conduct the 10-meter Basic Course for the M2 (Gunnery Table I)	9-452
RECN-WPNS-2040	Conduct the Transition Course for an M2 (Gunnery Table II)	9-453
RECN-WPNS-2041	Perform operator maintenance on an MK-19 heavy machinegun and associated components	9-455
RECN-WPNS-2042	Mount an MK-19 heavy machinegun on an M3 tripod	9-456
RECN-WPNS-2043	Mount an MK-19 heavy machinegun on a tactical vehicle	9-457
RECN-WPNS-2044	Load an MK-19 heavy machinegun	9-457
RECN-WPNS-2045	Perform immediate action for an MK-19 heavy machinegun	9-458
RECN-WPNS-2046	Perform remedial action for an MK-19 heavy machinegun	9-459
RECN-WPNS-2047	Field zero a MK19 heavy machinegun	9-460
RECN-WPNS-2048	Conduct the Basic Course for the MK19 (Gunnery Table I)	9-461
RECN-WPNS-2401	Correct Marksmanship Deficiencies	9-463
RECN-WPNS-2501	Correct Marksmanship Deficiencies	9-464

9004. 2000-LEVEL EVENTS

RECNAV-AMPH-2001: Conduct an Over the Horizon (OTH) operation

EVALUATION-CODED: NO SUSTAINMENT INTERVAL: 24 months

DESCRIPTION: This task provides the procedure for executing a navigation plan by conducting a movement from a position over the horizon to the intended beach landing site (BLS).

MOS PERFORMING: 0307, 0321, 8403, 8427

BILLETS: Recon Man

GRADES: PVT, PFC, LCPL, CPL, SGT, SSGT, GYSGT, 2NDLT, 1STLT, CAPT, NV-SN, NV-PO-3, NV-PO-2, NV-PO-1, NV-CPO

INITIAL TRAINING SETTING: MOJT

CONDITION: Given an order, an assignment on a recon team, mission essential equipment, and an IP more than 25 nautical miles from the BLS launch from a support craft.

STANDARD: By arriving at the assigned BLS within 1/10th of a nautical mile.

PERFORMANCE STEPS:

1. Receive a warning order.
2. Conduct planning, as directed
3. Conduct coordination, as directed.
4. Receive the order.
5. Participate in inspections.
6. Participate in rehearsals.
7. Launch boat.
8. Maneuver craft towards destination.
9. Navigate at sea.
10. Maintain communications.
11. Conduct immediate action drills as required.
12. Report information as required.
13. Arrive at destination and continue follow on mission.
14. Recover boat, as required.

REFERENCES:

1. BOWDITCH American Practical Navigator
2. FM 3-05.212 Special Forces Waterborne Operations
3. MCWP 2-25 Ground Reconnaissance Operations

SUPPORT REQUIREMENTS:

ORDNANCE:

<u>DODIC</u>	<u>Quantity</u>
L283 Signal, Smoke and Illumination Marin	1 signals per Marine

RANGE/TRAINING AREA:

Facility Code 17411 Maneuver/Training Area, Amphibious Forces
Facility Code 17908 Amphibious Vehicle Training Area

AIRCRAFT: Vessel - Amphibious shipping: Appropriate deployment platform and supporting equipment (i.e. CRRC, RHIB etc).

EQUIPMENT: Communications Suite, Navigational aids. Vessel: DDG, LHD, LPD, LHA, CCRC, RHIB.

MISCELLANEOUS:

ADMINISTRATIVE INSTRUCTIONS: 1. Safety swimmers must be present. 2. Ensure all safety precautions are adhered to when performing this task. 3. Swimmers must have day/night signaling device. 4. Swimmers conducting night swims will be marked with appropriate illumination. 5. Technology is under development to provide an electronic collections platform. This type of training is classified as high risk training, refer to OPNAVINST 1500.75. 6. For surf safety considerations, refer to COMNAVSURFPAC/COMNAVSURFLANT INSTRUCTION 3840.1B.

REC-AMPH-2002: Perform Preventive Maintenance

EVALUATION-CODED: NO **SUSTAINMENT INTERVAL:** 12 months

MOS PERFORMING: 0307, 0321, 8403, 8427

BILLETS: Recon Man

GRADES: PVT, PFC, LCPL, CPL, SGT, SSGT, GYSGT, 2NDLT, 1STLT, CAPT, NV-SN, NV-PO-3, NV-PO-2, NV-PO-1, NV-CPO

INITIAL TRAINING SETTING: MOJT

CONDITION: Given the applicable tools and references.

STANDARD: By meeting maintenance requirements to maintain equipment operability.

PERFORMANCE STEPS:

1. Remove valve.
2. Clean metallic valve parts.
3. Clean neoprene rubber parts.
4. Inspect/Test valve ensuring mating surfaces glide smoothly.
5. Lubricate female valve body.
6. Assemble valve.

REFERENCES:

1. P/N 11044 Field Service Manual Combat Rubber Reconnaissance Crafts
2. TM 09557A-14/2-1 Operation and Maintenance Technical Manual for Diesel Engine
3. TM 09665A-13&P/1-1 Operation and Maintenance of the Combat Rubber

- Reconnaissance Craft
4. TM 09665A-13&P/1-2 Operation and Maintenance of the Combat Rubber Reconnaissance Craft
 5. TM 09665B/10717A Small Craft Propulsion System, CRRC
 6. TM 09665B-13&P2 Operation and Maintenance Instructions with Component and Repair Parts Listing for Combat Rubber Reconnaissance Craft

SUPPORT REQUIREMENTS:

EQUIPMENT: 1. General Mechanics Toolbox. 2. Toluene. 3. Triple Guard. 4. Inner-Communicating (IC) Valve Extractor. 5. All Purpose Brush. 6. Base Nut Wrench. 7. 10mm IC Calibration Tool.

MISCELLANEOUS:

ADMINISTRATIVE INSTRUCTIONS: This task is specific to a Combat Rubber Reconnaissance Craft (CRRC).

RECN-AMPH-2003: Troubleshoot a Small Boat Engine

EVALUATION-CODED: NO **SUSTAINMENT INTERVAL:** 24 months

MOS PERFORMING: 0307, 0321, 8403, 8427

BILLETS: Recon Man

GRADES: PVT, PFC, LCPL, CPL, SGT, SSGT, GYSGT, 2NDLT, 1STLT, CAPT, NV-SN, NV-PO-3, NV-PO-2, NV-PO-1, NV-CPO

INITIAL TRAINING SETTING: MOJT

CONDITION: Given required equipment and references.

STANDARD: By ensuring full functionality.

PERFORMANCE STEPS:

1. Inspect the engine.
2. Recognize malfunctions.
3. Recognize EMM LED indicators.
4. Make all operator level repairs.
5. Conduct performance tests.
6. Report all major repair issues to a small craft mechanic.

REFERENCES:

1. P/N 5007808 MFE Technical Manual
2. SL-3-11785A Diagnostic Kit for the Non-Gasoline Burning Outboard Engine
3. SL-3-11797A Outboard Engine Maintenance Kit
4. TM 10717B-OI Non-Gasoline Burning Outboard Engine

SUPPORT REQUIREMENTS:

EQUIPMENT: 1. CRRC SL-3 Equipment. 2. Engine Stand. 3. Test Tank

MISCELLANEOUS:

ADMINISTRATIVE INSTRUCTIONS: This task is specific to a 55HP MFE NBOE.

REC-AMPH-2004: Provide safety support

EVALUATION-CODED: NO

SUSTAINMENT INTERVAL: 6 months

DESCRIPTION: The Open Water Safety Craft (OWSC) is a non-tactical safety support platform organic to all Reconnaissance units. It is specifically designed to enable the Marine Corps to fulfill safety requirements, medical treatment/triage in support of waterborne training to include but not limited to small craft movements, diving operations, parachute operations near/in water and HRST operations near/in water. The craft should be piloted by experienced and certified coxswains who must attain and maintain a high state of mental alertness and readiness to support the safe and successful execution of waterborne operations.

GRADES: SSGT, GYSGT

INITIAL TRAINING SETTING: FORMAL

CONDITION: Given an SL-3 Complete Open Water Safety Craft and a waterborne training operation.

STANDARD: By maintaining a posture to provide a quick response to medical/safety related emergencies.

REFERENCES:

1. Chapman piloting and seamanship 66th edition
2. KBT 15000-B3 King Saltwater series operational Manual
3. SAFE boats international USMC 31 Foot full cabin EMT- OWSC Operators Manual
4. SB3032-HDH-180 Boatmaster Operational Manual Trailer
5. U.S. Department of Homeland Security United States Coast Guard Navigation Rules, International-inland COMDTINST M166672.2D

SUPPORT REQUIREMENTS:

EQUIPMENT: Tactical Vehicle: MTRV needed in order to launch, recover, and tow the craft. Commercial Vehicle: Must meet minimum tow requirement of 17,000 lbs.

MATERIAL: OWSC-SL3 Complete

MISCELLANEOUS:

ADMINISTRATIVE INSTRUCTIONS: 1. Personnel must receive certification from formal training course taught by EWTGPAC or MARCORSYSCOM RAR, MTT. 2. Personnel must be a qualified Small boat coxswain (0316) prior to attending the formal course. 3. The rank of Sergeant is wavierable with the signature of his commanding officer. 4. Must have a minimum of a 2 man

crew to pilot the craft, (1 certified Coxswain, 1 assistant).

RECNAV-AMPH-2401: Lead a boat team.

EVALUATION-CODED: NO

SUSTAINMENT INTERVAL: 24 months

MOS PERFORMING: 0321

BILLETS: Recon Team Leader

GRADES: SGT, SSGT

INITIAL TRAINING SETTING: FORMAL

CONDITION: Given an order, mission essential equipment, while operating as a team leader.

STANDARD: By arriving at the assigned destination.

PERFORMANCE STEPS:

1. Prepare for combat.
2. Supervise the launching of the boat.
3. Supervise the performance of assigned boat team duties while in transit (NAV, Assistant Coxswain, Time Keeper).
4. Conduct immediate action drills as required.
5. Report information, as required.
6. Supervise the anchoring of the boat, as required.
7. Supervise the caching of the boat and equipment, as required.
8. Arrive at destination and continue follow on mission.
9. Supervise the recovering of the boat, as required.

REFERENCES:

1. BOWDITCH American Practical Navigator
2. MCRP 3-11.3A Special Forces Waterborne Operations (TC 31-25)

SUPPORT REQUIREMENTS:

ORDNANCE:

<u>DODIC</u>	<u>Quantity</u>
L283 Signal, Smoke and Illumination Marin	1 grenades per Marine

RANGE/TRAINING AREA: Facility Code 17411 Maneuver/Training Area, Amphibious Forces

MISCELLANEOUS:

ADMINISTRATIVE INSTRUCTIONS: 1. Safety swimmers must be present. 2. Ensure all safety precautions are adhered to when performing this task. 3. Swimmers must have day/night signaling device. 4. Swimmers conducting night swims will be marked with appropriate illumination. 5. This type of training is classified as high risk training, refer to OPNAVINST 1500.75. 6. For surf safety considerations, refer to COMNAVSURFPAC/COMNAVSURFLANT

INSTRUCTION 3840.1B.

RECN-AMPH-2402: Supervise the preparation of equipment for transit on a maritime platform

EVALUATION-CODED: NO

SUSTAINMENT INTERVAL: 12 months

MOS PERFORMING: 0321

BILLETS: Recon Team Leader

GRADES: SGT, SSGT

INITIAL TRAINING SETTING: FORMAL

CONDITION: Given mission essential equipment, a boat team, and required waterproofing materials while operating as a team leader.

STANDARD: By ensuring equipment remains dry and mission capable.

PERFORMANCE STEPS:

1. Inspect and supervise the conduct of operational checks for equipment.
2. Determine which level of water protection is required.
3. Supervise the padding and taping of sharp edges.
4. Inspect that the equipment is properly sealed in a waterproof bag/container.
5. Supervise the equipment dunk tests and inspect that no water leakage occurs.
6. Supervise and inspect the lashing of equipment, as required.

REFERENCES:

1. MCRP 3-11.3A Special Forces Waterborne Operations (TC 31-25)
2. SH 21-76 Ranger Handbook
3. TM 09665A-13&P/1-1 Operation and Maintenance of the Combat Rubber Reconnaissance Craft

SUPPORT REQUIREMENTS:

- OTHER SUPPORT REQUIREMENTS: 1. Small Craft - SL3 Complete. 2. Waterproofing Materials. 3. Tactical Radio
-

RECN-AMPH-2403: Lead a team in an Over the Horizon (OTH) operation

EVALUATION-CODED: NO

SUSTAINMENT INTERVAL: 12 months

MOS PERFORMING: 0321

BILLETS: Recon Team Leader

GRADES: SGT, SSGT

INITIAL TRAINING SETTING: FORMAL

CONDITION: Given an order, a recon team, mission essential equipment, and an IP more than 25 nautical miles from the BLS launch from a support craft while operating as a team leader.

STANDARD: By planning and conducting a movement from a vessel and arriving at the assigned BLS within 1/10th of a nautical mile.

PERFORMANCE STEPS:

1. Receive the order.
2. Issue a warning order.
3. Conduct planning.
4. Conduct coordination, as required.
5. Conduct Inspections.
6. Conduct rehearsals.
7. Complete the plan.
8. Issue the order.
9. Launch boat.
10. Supervise Navigation at sea.
11. Supervise communications.
12. Maneuver craft towards destination.
13. Conduct immediate action drills as required.
14. Report information as required.
15. Arrive at destination and continue follow on mission.
16. Recover boat as required.

REFERENCES:

1. BOWDITCH American Practical Navigator
2. MCRP 3-11.3A Special Forces Waterborne Operations (TC 31-25)
3. MCWP 2-25 Ground Reconnaissance Operations

SUPPORT REQUIREMENTS:

ORDNANCE:

<u>DODIC</u>	<u>Quantity</u>
L283 Signal, Smoke and Illumination Marin	1 grenades per Marine

RANGE/TRAINING AREA:

Facility Code 17411 Maneuver/Training Area, Amphibious Forces
Facility Code 17908 Amphibious Vehicle Training Area

AIRCRAFT: Vessel - Amphibious shipping: Appropriate deployment platform and supporting equipment (i.e. CRRC, RHIB etc).

EQUIPMENT: Communications Suite, Navigational aids. Vessel: DDG, LHD,LPD, LHA, CCRC, RHIB.

MISCELLANEOUS:

ADMINISTRATIVE INSTRUCTIONS: 1. Safety swimmers must be present. 2. Ensure all safety precautions are adhered to when performing this task. 3. Swimmers must have day/night signaling device. 4. Swimmers conducting night swims will be marked with appropriate illumination. 5. This type of

training is classified as high risk training, refer to OPNAVINST 1500.75.
6. For surf safety considerations, refer to COMNAVSURFPAC/COMNAVSURFLANT
INSTRUCTION 3840.1B.

RECN-AMPH-2404: Lead a team during landing/withdrawal

EVALUATION-CODED: NO

SUSTAINMENT INTERVAL: 12 months

MOS PERFORMING: 0321

BILLETS: Recon Team Leader

GRADES: SGT, SSGT

INITIAL TRAINING SETTING: FORMAL

CONDITION: Given a small craft, boat team, during darkness, and with or without propulsion system while operating as a team leader.

STANDARD: By transporting all personnel and equipment through the surf-zone in all weather conditions.

PERFORMANCE STEPS:

1. Supervise preparation of the craft.
2. Task organize the boat team
3. Supervise the movement of the craft towards objective.
4. Inspect that the engine tilt lever is unlocked, as required.
5. Observe surf for low set.
6. Supervise the positioning of the craft behind breaking wave.
7. Ensure that the craft follows the wave into shore.
8. Ensure that the engine is killed and lifted, as required.
9. To withdrawal, launch craft into water.
10. Ensure that the boat team stabilizes the boat while the coxswain enters.
11. Ensure that the engine lowered and locked, as required.
12. Supervise the starting of the engine, as required.
13. Supervise the loading of the boat.
14. Ensure that all personnel and equipment are accounted for.
15. Supervise the maneuver of the boat through the surf zone.
16. Report information, as required.

REFERENCES:

1. MCRP 3-11.3A Special Forces Waterborne Operations (TC 31-25)

SUPPORT REQUIREMENTS:

ORDNANCE:

<u>DODIC</u>	<u>Quantity</u>
L283 Signal, Smoke and Illumination Marin	1 grenades per Marine

RANGE/TRAINING AREA: Facility Code 17411 Maneuver/Training Area,
Amphibious Forces

OTHER SUPPORT REQUIREMENTS: Sufficient open water to maneuver

MISCELLANEOUS:

ADMINISTRATIVE INSTRUCTIONS: 1. Safety swimmers must be present. 2. Ensure all safety precautions are adhered to when performing this task. 3. Swimmers must have day/night signaling device. 4. Swimmers conducting night swims will be marked with appropriate illumination. 5. This type of training is classified as high risk training, refer to OPNAVINST 1500.75. 6. For surf safety considerations, refer to COMNAVSURFPAC/COMNAVSURFLANT INSTRUCTION 3840.1B.

RECN-AMPH-2405: Lead a surface swim

EVALUATION-CODED: NO

SUSTAINMENT INTERVAL: 12 months

MOS PERFORMING: 0321

BILLETS: Recon Team Leader

GRADES: SGT, SSGT

INITIAL TRAINING SETTING: FORMAL

CONDITION: Given prescribed weapon, wearing a fighting load, mission essential equipment, navigational aids, and a recon team while operating as a team leader.

STANDARD: By swimming to the objective at a minimum distance of 5000 yards and arriving at the objective within 200 meters.

PERFORMANCE STEPS:

1. Launch from platform.
2. Swim to outside surf zone.
3. Observe landing area for enemy presence.
4. Remove swimmer equipment and prepare operational gear, remaining in water.
5. Move through surf zone undetected.
6. Exit water, cross beach, and enter hinterland.
7. Conduct reconnaissance of immediate area for enemy presence and danger areas.
8. Confirm location on beach.
9. Determine cache site and assembly area as required.
10. Maintain security and signal other team members to swim in or boat to land.
11. Remove tracks from waterline to hinterland.
12. Cache boat or equipment.
13. Upon completion of mission, enter extract beach undetected.
14. Observe beach for enemy activity.
15. Move to waterline, removing tracks/trails.
16. Establish security while buddy dons fins.
17. Don fins while buddy maintains security.
18. Move into surf zone, staying below cresting waves

19. Swim out of surf zone to extract point.

REFERENCES:

1. MCRP 3-02C Marine Combat Water Survival
2. MCRP 3-11.3A Special Forces Waterborne Operations (TC 31-25)
3. MCWP 2-25 Ground Reconnaissance Operations

SUPPORT REQUIREMENTS:

ORDNANCE:

<u>DODIC</u>	<u>Quantity</u>
L283 Signal, Smoke and Illumination Marin	1 grenades per Marine

RANGE/TRAINING AREA: Facility Code 17411 Maneuver/Training Area,
Amphibious Forces

MISCELLANEOUS:

ADMINISTRATIVE INSTRUCTIONS: 1. Safety swimmers must be present. 2. Ensure all safety precautions are adhered to when performing this task. 3. Swimmers must have day/night signaling device. 4. Swimmers conducting night swims will be marked with appropriate illumination. 5. This type of training is classified as high risk training, refer to OPNAVINST 1500.75. 6. For surf safety considerations, refer to COMNAVSURFPAC/COMNAVSURFLANT INSTRUCTION 3840.1B. 7. The minimum distance of 5,000 yards set forth in the event standard can be changed by the commander to meet the requirements of the operational environment. T&R standards are tied to potential real world missions and not an arbitrary number or distance.

REC-AMPH-2406: Lead a team during actions in a beach survey

EVALUATION-CODED: NO **SUSTAINMENT INTERVAL:** 12 months

MOS PERFORMING: 0321

BILLETS: Recon Team Leader

GRADES: SGT, SSGT

INITIAL TRAINING SETTING: FORMAL

CONDITION: Given a recon team, a tactical radio, a beach survey report [BEACHREP], required equipment, and wearing a fighting load while operating as a team leader.

STANDARD: By collecting required information identified in a beach survey format.

PERFORMANCE STEPS:

1. Supervise movement to the objective.
2. Establish security.
3. Survey the beach and determine its characteristics.

4. Supervise and inspect the drawing of the beach sketch, the taking of a photo, and/or the filming of a video.
5. Confirm the beach gradient determined by the team.
6. Inspect the soil samples of a beach obtained by the team.
7. Supervise and inspect the completion of a beach survey report.
8. Confirm the beach survey report.
9. Transmit report via radio, as required.
10. Supervise the exfiltration of the team.

REFERENCES:

1. Applicable Technical Manuals
2. MCRP 2-25A Reconnaissance Reports Guide
3. MCWP 3-11.3 Scouting and Patrolling

SUPPORT REQUIREMENTS:

ORDNANCE:

<u>DODIC</u>	<u>Quantity</u>
L283 Signal, Smoke and Illumination Marin	1 grenades per Marine

RANGE/TRAINING AREA: Facility Code 17411 Maneuver/Training Area, Amphibious Forces

MISCELLANEOUS:

ADMINISTRATIVE INSTRUCTIONS: 1. Safety swimmers must be present. 2. Ensure all safety precautions are adhered to when performing this task. 3. Swimmers must have day/night signaling device. 4. Swimmers conducting night swims will be marked with appropriate illumination. 5. This type of training is classified as high risk training, refer to OPNAVINST 1500.75. 6. For surf safety considerations, refer to COMNAVSURFPAC/COMNAVSURFLANT INSTRUCTION 3840.1B.

RECN-AMPH-2407: Lead a team during a platoon hydrographic survey

EVALUATION-CODED: NO **SUSTAINMENT INTERVAL:** 12 months

MOS PERFORMING: 0321

BILLETS: Recon Team Leader

GRADES: SGT, SSGT

INITIAL TRAINING SETTING: MOJT

CONDITION: Given a recon team, a mission, and required equipment while operating as a team leader.

STANDARD: By collecting information sufficient to constructing a hydrographic survey sketch.

PERFORMANCE STEPS:

1. Receive the order.
2. Conduct mission planning.
3. Issue order.
4. Supervise mission preparation.
5. Lead team to objective area.
6. Direct the scout swimmer element.
7. Direct the emplacement of security.
8. Direct elements to gather information on obstacles.
9. Direct elements to gather information on the hydrographic conditions.
10. Supervise the recon team.
11. Lead team during exfiltration.

REFERENCES:

1. BOWDITCH American Practical Navigator
2. FM 3-05.212 Special Forces Waterborne Operations
3. FM 31-20-5 Special Reconnaissance Tactics, Techniques and Procedures for Special Forces
4. MCO 3150.4 Diving Policy and Administration
5. MCRP 3-11.3A Special Forces Waterborne Operations (TC 31-25)
6. MCRP 3-35.9A Multi-Service Tactics, Techniques, and Procedures for military diving operations
7. SS521-AG-PRO-010 United States Navy Dive Manual

SUPPORT REQUIREMENTS:

ORDNANCE:

<u>DODIC</u>	<u>Quantity</u>
L283 Signal, Smoke and Illumination Marin	1 grenades per Marine

RANGE/TRAINING AREA: Facility Code 17411 Maneuver/Training Area, Amphibious Forces

MISCELLANEOUS:

ADMINISTRATIVE INSTRUCTIONS: 1. Safety swimmers must be present. 2. Ensure all safety precautions are adhered to when performing this task. 3. Swimmers must have day/night signaling device. 4. Swimmers conducting night swims will be marked with appropriate illumination. 5. This type of training is classified as high risk training, refer to OPNAVINST 1500.75. 6. For surf safety considerations, refer to COMNAVSURFPAC/COMNAVSURFLANT INSTRUCTION 3840.1B.

REC-AMPH-2408: Lead a team to establish a Beach Landing Site

EVALUATION-CODED: NO **SUSTAINMENT INTERVAL:** 2 months

MOS PERFORMING: 0321

BILLETS: Recon Team Leader

GRADES: SGT, SSGT

INITIAL TRAINING SETTING: FORMAL

CONDITION: Given a mission, individual weapon, required equipment, an area to be prepared for the landing site, while operating as a team leader, and wearing a fighting load.

STANDARD: By establishing communications, and providing initial terminal guidance (ITG) to assault support craft prior to the arrival of the supported unit.

PERFORMANCE STEPS:

1. Select the landing site.
2. Establish and supervise security for the landing site.
3. Establish and supervise security for the landing site.
4. Supervise and inspect the marking or removal of all obstacles or debris on the landing site, as required.
5. Supervise and inspect the marking of the landing site.
6. Establish and supervise communications with the craft.
7. Supervise the transmitting of current landing site conditions.
8. Locate the craft.
9. Supervise the guiding of the craft into the landing site.

REFERENCES:

1. MCRP 2-25A Reconnaissance Reports Guide
2. MCWP 3-13 Employment of Amphibious Assault Vehicles

SUPPORT REQUIREMENTS:

RANGE/TRAINING AREA:

Facility Code 17410 Maneuver/Training Area, Light Forces
Facility Code 17925 Airfield Site Selection Training Area

RECN-AMPH-2409: Lead a team during an underwater search

EVALUATION-CODED: NO

SUSTAINMENT INTERVAL: 12 months

MOS PERFORMING: 0321

BILLETS: Recon Team Leader

GRADES: SGT, SSGT

INITIAL TRAINING SETTING: MOJT

CONDITION: Given a mission that contains a dive profile, diving equipment, mission essential equipment, and a dive team while operating as a team leader.

STANDARD: To satisfy higher commands information requirement(s).

PERFORMANCE STEPS:

1. Prepare your personal equipment.

2. Supervise the team during preparation of equipment.
3. Give the dive brief.
4. Don your equipment.
5. Supervise the team during donning of equipment.
6. Receive dive supervisor inspections.
7. Perform dive supervisor inspections, as required.
8. Supervise insertion at dive point.
9. Supervise the conduct of a hull search.
10. Supervise the conduct of a jack stay search.
11. Supervise the conduct of a circle line search.
12. Supervise the conduct of a pier search.
13. Communicate while underwater.
14. Surface.
15. Report findings to diving supervisor.
16. Maintain your dive equipment.
17. Supervise the maintenance of equipment.

REFERENCES:

1. MCO 3150.4 Diving Policy and Administration
2. MCRP 3-11.3A Special Forces Waterborne Operations (TC 31-25)
3. MCRP 3-35.9A Multi-Service Tactics, Techniques, and Procedures for military diving operations
4. SS521-AG-PRO-010 United States Navy Dive Manual

SUPPORT REQUIREMENTS:

ORDNANCE:

<u>DODIC</u>	<u>Quantity</u>
L283 Signal, Smoke and Illumination Marin	1 grenades per Marine

RANGE/TRAINING AREA: Facility Code 17410 Maneuver/Training Area, Light Forces

MISCELLANEOUS:

ADMINISTRATIVE INSTRUCTIONS: 1. Safety swimmers must be present. 2. Ensure all safety precautions are adhered to when performing this task. 3. Swimmers must have day/night signaling device. 4. Swimmers conducting night swims will be marked with appropriate illumination. 5. This type of training is classified as high risk training, refer to OPNAVINST 1500.75. 6. For surf safety considerations, refer to COMNAVSURFPAC/COMNAVSURFLANT INSTRUCTION 3840.1B.

REC-AMPH-2501: Lead a platoon during Amphibious Reconnaissance

EVALUATION-CODED: NO **SUSTAINMENT INTERVAL:** 12 months

MOS PERFORMING: 0307, 0321

BILLETS: Recon Platoon Commander, Recon Platoon Sergeant

GRADES: GYSGT, 2NDLT, 1STLT, CAPT

INITIAL TRAINING SETTING: MOJT

CONDITION: Given a mission, all required personnel and equipment, and C4I-related infrastructure and equipment.

STANDARD: By planning, rehearsing, inspecting, inserting, confirming and gathering the required information.

PERFORMANCE STEPS:

1. Plan and execute an over the horizon (OTH) operation, as required.
2. Plan and execute landing and withdrawal, as required.
3. Plan and execute an underwater search, as required.
4. Plan and execute a hydrographic survey, as required.
5. Plan and execute a beach survey, as required.
6. Plan and execute establishment of a beach landing site, as required.
7. Generate a Confirmatory Beach Report (CONBEREP), as required.
8. Generate a River/Estuary Report (DELTAREP), as required.
9. Generate Level II Intelligence Reports, as required.

REFERENCES:

1. BOWDITCH American Practical Navigator
2. FM 31-20-5 Special Reconnaissance Tactics, Techniques and Procedures for Special Forces
3. MCO 3150.4 Diving Policy and Administration
4. MCRP 2-25A Reconnaissance Reports Guide
5. MCRP 3-11.3A Special Forces Waterborne Operations (TC 31-25)
6. MCRP 3-35.9A Multi-Service Tactics, Techniques, and Procedures for military diving operations
7. MCWP 2-25 Ground Reconnaissance Operations
8. MCWP 3-11.3 Scouting and Patrolling
9. MCWP 3-13 Employment of Amphibious Assault Vehicles
10. SH 21-76 Ranger Handbook
11. SS521-AG-PRO-010 United States Navy Dive Manual
12. TM 09665A-13&P/1-1 Operation and Maintenance of the Combat Rubber Reconnaissance Craft

SUPPORT REQUIREMENTS:

ORDNANCE:

<u>DODIC</u>	<u>Quantity</u>
L283 Signal, Smoke and Illumination Marin	1 projectiles per Marine

RANGE/TRAINING AREA: Facility Code 17411 Maneuver/Training Area, Amphibious Forces

AIRCRAFT: Vessel - Amphibious shipping: Appropriate deployment platform and supporting equipment (i.e. CRRC, RHIB etc).

EQUIPMENT: Communications Suite, Navigational aids. Vessel: DDG, LHD, LPD, LHA, CCRC, RHIB.

MISCELLANEOUS:

ADMINISTRATIVE INSTRUCTIONS: 1. Safety swimmers must be present. 2. Ensure all safety precautions are adhered to when performing this task. 3. Swimmers must have day/night signaling device. 4. Swimmers conducting night swims will be marked with appropriate illumination. 5. This type of training is classified as high risk training, refer to OPNAVINST 1500.75. 6. For surf safety considerations, refer to COMNAVSURFPAC/COMNAVSURFLANT INSTRUCTION 3840.1B.

RECNAV-AMPH-2502: Lead a platoon in an Over the Horizon (OTH) operation

EVALUATION-CODED: NO **SUSTAINMENT INTERVAL:** 12 months

MOS PERFORMING: 0307, 0321

BILLETS: Recon Platoon Commander, Recon Platoon Sergeant

GRADES: GYSGT, 2NDLT, 1STLT, CAPT

INITIAL TRAINING SETTING: MOJT

CONDITION: Given an order, a recon platoon, mission essential equipment, and an IP more than 25 nautical miles from the BLS launch from a support craft.

STANDARD: By arriving at the assigned BLS within 1/10th of a nautical mile.

PERFORMANCE STEPS:

1. Receive the order.
2. Issue a warning order.
3. Conduct planning.
4. Conduct coordination, as required.
5. Conduct Inspections.
6. Conduct rehearsals.
7. Complete the plan.
8. Issue the order.
9. Launch boat.
10. Maneuver craft towards destination.
11. Conduct immediate action drills as required.
12. Report information as required.
13. Arrive at destination and continue follow on mission.
14. Recover boats as required.
15. Direct, supervise, and inspect the maintenance of equipment.
16. Generate Level II Intelligence Reports, as required.

REFERENCES:

1. BOWDITCH American Practical Navigator
2. MCRP 3-11.3A Special Forces Waterborne Operations (TC 31-25)
3. MCWP 2-25 Ground Reconnaissance Operations
4. SH 21-76 Ranger Handbook
5. TM 09665A-13&P/1-1 Operation and Maintenance of the Combat Rubber Reconnaissance Craft

SUPPORT REQUIREMENTS:

ORDNANCE:

<u>DODIC</u>	<u>Quantity</u>
L283 Signal, Smoke and Illumination Marin	1 signals per Marine

RANGE/TRAINING AREA: Facility Code 17411 Maneuver/Training Area, Amphibious Forces

AIRCRAFT: Vessel - Amphibious shipping: Appropriate deployment platform and supporting equipment (i.e. CRRC, RHIB etc).

EQUIPMENT: Communications Suite, Navigational aids. Vessel: DDG, LHD,LPD, LHA, CCRC, RHIB.

MISCELLANEOUS:

ADMINISTRATIVE INSTRUCTIONS: 1. Safety swimmers must be present. 2. Ensure all safety precautions are adhered to when performing this task. 3. Swimmers must have day/night signaling device. 4. Swimmers conducting night swims will be marked with appropriate illumination. 5. This type of training is classified as high risk training, refer to OPNAVINST 1500.75. 6. For surf safety considerations, refer to COMNAVSURFPAC/COMNAVSURFLANT INSTRUCTION 3840.1B.

REC-AMPH-2503: Lead a platoon during landing/withdrawal

EVALUATION-CODED: NO SUSTAINMENT INTERVAL: 12 months

MOS PERFORMING: 0307, 0321

BILLETS: Recon Platoon Commander, Recon Platoon Sergeant

GRADES: GYSGT, 2NDLT, 1STLT, CAPT

INITIAL TRAINING SETTING: MOJT

CONDITION: Given a mission, all required personnel and equipment, and C4I-related infrastructure and equipment.

STANDARD: By transporting all personnel and equipment through the surf-zone in all weather conditions.

PERFORMANCE STEPS:

1. Direct, supervise, and inspect preparation of the craft.
2. Task organize the boat teams.
3. Direct and supervise the movement of the craft towards objective.
4. Observe surf for low set.
5. Direct and supervise the positioning of the craft behind breaking wave.
6. Ensure that the craft follow the wave into shore.
7. To withdrawal, direct and supervise launch of craft into water.
8. Ensure that all personnel and equipment are accounted for.
9. Direct and supervise the maneuver of the craft through the surf zone.
10. Report information, as required.

11. Generate Level II Intelligence Reports, as required.

REFERENCES:

1. MCRP 3-11.3A Special Forces Waterborne Operations (TC 31-25)

SUPPORT REQUIREMENTS:

ORDNANCE:

<u>DODIC</u>	<u>Quantity</u>
L283 Signal, Smoke and Illumination Marin	1 signals per Marine

RANGE/TRAINING AREA: Facility Code 17411 Maneuver/Training Area, Amphibious Forces

OTHER SUPPORT REQUIREMENTS: Sufficient open water to maneuver.

MISCELLANEOUS:

ADMINISTRATIVE INSTRUCTIONS: 1. Safety swimmers must be present. 2. Ensure all safety precautions are adhered to when performing this task. 3. Swimmers must have day/night signaling device. 4. Swimmers conducting night swims will be marked with appropriate illumination. 5. This type of training is classified as high risk training, refer to OPNAVINST 1500.75. 6. For surf safety considerations, refer to COMNAVSURFPAC/COMNAVSURFLANT INSTRUCTION 3840.1B.

REC-AMPH-2504: Lead the platoon during actions in a beach survey

EVALUATION-CODED: NO **SUSTAINMENT INTERVAL:** 12 months

MOS PERFORMING: 0307, 0321

BILLETS: Recon Platoon Commander, Recon Platoon Sergeant

GRADES: GYSGT, 2NDLT, 1STLT, CAPT

INITIAL TRAINING SETTING: MOJT

CONDITION: Given a mission, all required personnel and equipment, and C4I-related infrastructure and equipment.

STANDARD: By collecting required information identified in a beach survey format.

PERFORMANCE STEPS:

1. Conduct planning.
2. Direct, supervise, and inspect the preparation of equipment.
3. Direct and supervise inspections.
4. Direct and supervise rehearsals.
5. Direct and supervise movement to the objective.
6. Direct and supervise the establishment of security.
7. Survey the beach and determine its characteristics.

8. Supervise and inspect the drawing of the beach sketch, the taking of a photo, and/or the filming of a video.
9. Confirm the beach gradient determined by the team.
10. Inspect the soil samples of a beach obtained by the team.
11. Supervise and inspect the completion of a beach survey report.
12. Confirm the beach survey report.
13. Transmit report via radio, as required.
14. Supervise the exfiltration of the platoon.
15. Direct, supervise, and inspect the maintenance of equipment.
16. Generate Level II Intelligence Reports, as required.

REFERENCES:

1. Applicable Technical Manuals
2. MCRP 2-25A Reconnaissance Reports Guide
3. MCWP 3-11.3 Scouting and Patrolling

SUPPORT REQUIREMENTS:

ORDNANCE:

<u>DODIC</u>	<u>Quantity</u>
L283 Signal, Smoke and Illumination Marin	1 signals per Marine

RANGE/TRAINING AREA: Facility Code 17411 Maneuver/Training Area, Amphibious Forces

MISCELLANEOUS:

ADMINISTRATIVE INSTRUCTIONS: 1. Safety swimmers must be present. 2. Ensure all safety precautions are adhered to when performing this task. 3. Swimmers must have day/night signaling device. 4. Swimmers conducting night swims will be marked with appropriate illumination. 5. This type of training is classified as high risk training, refer to OPNAVINST 1500.75. 6. For surf safety considerations, refer to COMNAVSURFPAC/COMNAVSURFLANT INSTRUCTION 3840.1B.

REC-AMPH-2505: Lead a platoon in a hydrographic survey

EVALUATION-CODED: NO **SUSTAINMENT INTERVAL:** 12 months

MOS PERFORMING: 0307, 0321

BILLETS: Recon Platoon Commander, Recon Platoon Sergeant

GRADES: GYSGT, 2NDLT, 1STLT, CAPT

INITIAL TRAINING SETTING: MOJT

CONDITION: Given a mission, all required personnel and equipment, and C4I-related infrastructure and equipment.

STANDARD: By planning, rehearsing, inspecting, inserting, confirming, and constructing a hydrographic survey sketch that contains the required

information.

PERFORMANCE STEPS:

1. Receive the order.
2. Conduct mission planning.
3. Issue order.
4. Supervise mission preparation.
5. Lead unit to objective area.
6. Employ and direct the scout swimmer team(s), if required.
7. Direct the emplacement of security, if required.
8. Employ and direct dive team(s)
9. Direct teams to gather information on obstacles.
10. Direct teams to gather information on the hydrographic conditions.
11. Supervise the beach/headquarters team, if required to land and withdrawal.
12. Direct the platoon in exfiltration.
13. Complete the Confirmatory Beach Report CONBREP (which contains the hydrographic survey sketch).
14. Turn in CONBREP to higher headquarters.
15. Generate Level II Intelligence Reports, as required.

REFERENCES:

1. BOWDITCH American Practical Navigator
2. MCO 3150.4 Diving Policy and Administration
3. MCRP 2-25A Reconnaissance Reports Guide
4. MCRP 3-11.3A Special Forces Waterborne Operations (TC 31-25)
5. MCRP 3-35.9A Multi-Service Tactics, Techniques, and Procedures for military diving operations
6. MCWP 2-25 Ground Reconnaissance Operations
7. MCWP 3-13 Employment of Amphibious Assault Vehicles
8. SS521-AG-PRO-010 United States Navy Dive Manual
9. TM 09665A-13&P/1-1 Operation and Maintenance of the Combat Rubber Reconnaissance Craft

SUPPORT REQUIREMENTS:

ORDNANCE:

<u>DODIC</u>	<u>Quantity</u>
L283 Signal, Smoke and Illumination Marin	1 signals per Marine

RANGE/TRAINING AREA: Facility Code 17411 Maneuver/Training Area, Amphibious Forces

AIRCRAFT: Vessel - Amphibious shipping: Appropriate deployment platform and supporting equipment (i.e. CRRC, RHIB etc).

EQUIPMENT: Communications Suite, Navigational aids. Vessel: DDG, LHD,LPD, LHA, CCRC, RHIB.

MISCELLANEOUS:

ADMINISTRATIVE INSTRUCTIONS: 1. Safety swimmers must be present. 2. Ensure all safety precautions are adhered to when performing this task. 3. Swimmers must have day/night signaling device. 4. Swimmers conducting night swims will be marked with appropriate illumination. 5. This type of

training is classified as high risk training, refer to OPNAVINST 1500.75.
6. For surf safety considerations, refer to COMNAVSURFPAC/COMNAVSURFLANT
INSTRUCTION 3840.1B.

REC-AMPH-2506: Lead a platoon to establish a Beach Landing Site

EVALUATION-CODED: NO **SUSTAINMENT INTERVAL:** 12 months

MOS PERFORMING: 0307, 0321

BILLETS: Recon Man

GRADES: GYSGT, 2NDLT, 1STLT, CAPT

INITIAL TRAINING SETTING: MOJT

CONDITION: Given a mission, all required personnel and equipment, and C4I-related infrastructure and equipment.

STANDARD: By establishing communications, and providing initial terminal guidance (ITG) to assault support craft prior to the arrival of the supported unit.

PERFORMANCE STEPS:

1. Conduct planning.
2. Direct, supervise, and inspect the preparation of equipment.
3. Direct and supervise inspections.
4. Direct and supervise rehearsals.
5. Direct and supervise movement to the objective.
6. Select the landing site.
7. Establish and supervise security for the landing site.
8. Establish and supervise communications, as required.
9. Supervise and inspect the marking or removal of all obstacles or debris on the landing site, as required.
10. Supervise and inspect the marking of the landing site.
11. Establish and supervise communications with the craft.
12. Supervise the transmitting of current landing site conditions.
13. Locate the craft.
14. Supervise the guiding of the craft into the landing site.
15. Continue with mission, as required.
16. Generate Level II Intelligence Reports, as required.

REFERENCES:

1. MCRP 2-25A Reconnaissance Reports Guide
2. MCWP 3-13 Employment of Amphibious Assault Vehicles

SUPPORT REQUIREMENTS:

RANGE/TRAINING AREA:

Facility Code 17410 Maneuver/Training Area, Light Forces
Facility Code 17925 Airfield Site Selection Training Area

ADMINISTRATIVE INSTRUCTIONS: 1. Safety swimmers must be present. 2. Ensure all safety precautions are adhered to when performing this task. 3. Swimmers must have day/night signaling device. 4. Swimmers conducting night swims will be marked with appropriate illumination. 5. This type of training is classified as high risk training, refer to OPNAVINST 1500.75. 6. For surf safety considerations, refer to COMNAVSURFPAC/COMNAVSURFLANT INSTRUCTION 3840.1B.

RECNAV-AMPH-2601: Direct Amphibious Reconnaissance

EVALUATION-CODED: NO

SUSTAINMENT INTERVAL: 12 months

MOS PERFORMING: 0307, 0321

BILLETS: Recon Company Commander, Recon Company Executive Officer, Recon Company Operations Chief, Recon Company Operations Officer, Recon Company Training Chief

GRADES: GYSGT, MSGT, 1STLT, CAPT, MAJ

INITIAL TRAINING SETTING: MOJT

CONDITION: Given a mission, all required personnel and equipment, and C4I-related infrastructure and equipment.

STANDARD: By planning, rehearsing, inspecting, and coordinating actions on the objective.

PERFORMANCE STEPS:

1. Plan and coordinate platoon(s) over the horizon (OTH) operation(s), as required.
2. Plan and coordinate platoon(s) landing(s) and withdrawal(s), as required.
3. Plan and coordinate platoon(s) underwater search(es), as required.
4. Plan and coordinate platoon(s) hydrographic survey(s), as required.
5. Plan and coordinate platoon(s) beach survey(s), as required
6. Plan and coordinate platoon(s) establishment of a beach landing site(s), as required.
7. Generate a Confirmatory Beach Report(s) (CONBEREPs), as required.
8. Generate a River/ Estuary Report(s) (DELTAREPs), as required.
9. Generate Level II Intelligence Reports, as required.

REFERENCES:

1. BOWDITCH American Practical Navigator
2. FM 31-20-5 Special Reconnaissance Tactics, Techniques and Procedures for Special Forces
3. MCO 3150.4 Diving Policy and Administration
4. MCRP 2-25A Reconnaissance Reports Guide
5. MCRP 3-11.3A Special Forces Waterborne Operations (TC 31-25)
6. MCRP 3-35.9A Multi-Service Tactics, Techniques, and Procedures for military diving operations
7. MCWP 2-25 Ground Reconnaissance Operations
8. MCWP 3-11.3 Scouting and Patrolling

9. MCWP 3-13 Employment of Amphibious Assault Vehicles
10. SH 21-76 Ranger Handbook
11. SS521-AG-PRO-010 United States Navy Dive Manual
12. TM 09665A-13&P/1-1 Operation and Maintenance of the Combat Rubber Reconnaissance Craft

SUPPORT REQUIREMENTS:

RANGE/TRAINING AREA: Facility Code 17411 Maneuver/Training Area, Amphibious Forces

AIRCRAFT: Vessel - Amphibious shipping: Appropriate deployment platform and supporting equipment (i.e. CRRC, RHIB etc).

EQUIPMENT: Communications Suite, Navigational aids. Vessel: DDG, LHD, LPD, LHA, CCRC, RHIB.

MISCELLANEOUS:

ADMINISTRATIVE INSTRUCTIONS: 1. Safety swimmers must be present. 2. Ensure all safety precautions are adhered to when performing this task. 3. Swimmers must have day/night signaling device. 4. Swimmers conducting night swims will be marked with appropriate illumination. 5. This type of training is classified as high risk training, refer to OPNAVINST 1500.75. 6. For surf safety considerations, refer to COMNAVSURFPAC/COMNAVSURFLANT INSTRUCTION 3840.1B.

REC-N-2-2001: Perform duties as Watch Stander in the Reconnaissance Operations Center (ROC)

EVALUATION-CODED: NO **SUSTAINMENT INTERVAL:** 12 months

MOS PERFORMING: 0307, 0321, 8403, 8427

BILLETS: Recon Man

GRADES: PVT, PFC, LCPL, CPL, SGT, SSGT, GYSGT, 2NDLT, 1STLT, CAPT, NV-SN, NV-PO-3, NV-PO-2, NV-PO-1, NV-CPO

INITIAL TRAINING SETTING: MOJT

CONDITION: Given an operational situation, status boards, maps, overlays, and a unit journal.

STANDARD: By accomplishing the intent of the higher headquarters' order in accordance with commander's guidance and unit SOPs.

PERFORMANCE STEPS:

1. Receive turnover from off going watch.
2. Conduct ROC watch.
3. Provide situation updates to watch personnel.
4. Provide information to the appropriate senior Marine and supporting units.

5. Update status information.
6. Operate Systems.
7. Conduct turnover with oncoming watch.

REFERENCES:

1. MCRP 5-12A Operational Terms and Graphics
2. MCWP 3-1 Ground Combat Operations

SUPPORT REQUIREMENTS:

RANGE/TRAINING AREA: Facility Code 17410 Maneuver/Training Area, Light Forces

MISCELLANEOUS:

ADMINISTRATIVE INSTRUCTIONS: Performance steps provided are general guidelines to be used in the absence of existing unit SOPs that detail this event.

RECN-C2-2401: Conduct small unit training

EVALUATION-CODED: NO

SUSTAINMENT INTERVAL: 12 months

MOS PERFORMING: 0321

BILLETS: Recon Team Leader

GRADES: SGT, SSGT

INITIAL TRAINING SETTING: FORMAL

CONDITION: Given a recon team, required external support and equipment, and a mission.

STANDARD: To ensure the individual and collective training tasks are performed to standard.

PERFORMANCE STEPS:

1. Determine the task to be trained from the platoon training schedule.
2. Review the training standard to determine required resources and the most appropriate method(s) for delivering instruction.
3. Request the required resources from higher headquarters.
4. Prepare a training outline that explains how the training will be conducted.
5. Prepare the training area.
6. Assemble the Marines.
7. Explain the training standard to the Marines.
8. Conduct a safety brief.
9. Conduct the instruction, in accordance with the training outline.
10. Evaluate the performance of the Marines in accordance with the training standard.
11. Remediate Marines that do not master the training standard.

12. Brief results of training to Plt Sgt/Plt Cmdr.
13. Update individual training records.

REFERENCES:

1. FM 25-10 Leaders Guide to Lane Training
 2. MCRP 3-0B How to Conduct Training
-

RECN-C2-2402: Conduct Live Fire Range Operations

EVALUATION-CODED: NO

SUSTAINMENT INTERVAL: 6 months

MOS PERFORMING: 0321

BILLETS: Recon Team Leader

GRADES: SGT, SSGT

INITIAL TRAINING SETTING: FORMAL

CONDITION: Given a recon team, mission, and required equipment.

STANDARD: By ensuring that marksmanship fundamentals and safety regulations are applied.

PERFORMANCE STEPS:

1. Review range safety orders and regulations governing range operations.
2. Draw range safety diagrams and Safe Danger Zones (SDZ) for the designated range, as required.
3. Brief explosive handling procedures (transporting, storing, and disposal of excess class V (W)).
4. Brief hazardous material protection methods.
5. Brief range operations.
6. Conduct range safety brief.
7. Brief Operational Risk Management (ORM) assessment.
8. Brief the pertinent information concerning training preparation of the designated range, class V (W) to be used, safety procedures, and draw safety diagrams to be briefed to the participants.

REFERENCES:

1. MCB and applicable Range Control SOP
2. FM 5-250 Explosives and Demolitions
3. MCO 3500.27_ Operational Risk Management (ORM)
4. MCRP 3-01A Rifle Marksmanship

SUPPORT REQUIREMENTS:

RANGE/TRAINING AREA:

Facility Code 17310 Range Operations Building
Facility Code 17502 Non-Standard Small Arms Range

UNITS/PERSONNEL: (1) RSO, (1) OIC, (1) Corpsmen and additional safety personnel as required.

MISCELLANEOUS:

ADMINISTRATIVE INSTRUCTIONS: RSO should review USMC Range Safety Pocket Guide Version 1.4 and have TMs for weapons used on hand.

SPECIAL PERSONNEL CERTS: Marine Net Range Safety Course (C1060120CA), and MCB Range Safety Officer Course.

RECN-C2-2403: Lead an after action review

EVALUATION-CODED: NO

SUSTAINMENT INTERVAL: 12 months

MOS PERFORMING: 0321

BILLETS: Recon Team Leader

GRADES: SGT, SSGT

INITIAL TRAINING SETTING: FORMAL

CONDITION: Given a recon team, a situation or event, and required resources.

STANDARD: By identifying lessons learned.

PERFORMANCE STEPS:

1. Designate area for after action.
2. Lay out and account for all unit and individual equipment.
3. Discuss observations of personnel during event.
4. Engage all personnel for inputs.
5. Conduct after action following debriefing format.
6. Provide changes to original plans and overlays.
7. Compile information obtained and submit to higher.

REFERENCES:

1. MCRP 3-0B How to Conduct Training
 2. MCWP 2-25 Ground Reconnaissance Operations
-

RECN-C2-2501: Conduct Command and Control of Ground Reconnaissance assets

EVALUATION-CODED: NO

SUSTAINMENT INTERVAL: 12 months

DESCRIPTION: Ground Reconnaissance units require specific and unique skills to be effectively commanded and controlled. To assist in the C2 of these units, unique command procedures and techniques have been established and validated for units of all sizes, from the MEF to the recon team. Control of these units and effective processing of their reports, is critical. To do this, the Marine must be familiar with the operation of various Reconnaissance control centers (Surveillance and Reconnaissance Coordination Center [SARCC], Sniper Control Center [SCC], Reconnaissance Operation Center [ROC], etc) and his role within them. Sustainment of this event is only

required of Expeditionary Ground Reconnaissance officers assigned as Reconnaissance unit leaders.

INITIAL TRAINING SETTING: FORMAL

CONDITION: Given a Ground Reconnaissance unit, a mission, and C4I-related infrastructure and equipment.

STANDARD: By maintaining positive command and control so that the mission is accomplished within the time limits established by the commander.

PERFORMANCE STEPS:

1. Direct Ground Reconnaissance assets in support of operations.
2. Direct the employment of Ground Reconnaissance equipment in support of operations.
3. Develop a Reconnaissance and Surveillance plan.
4. Integrate the Reconnaissance and Surveillance plan with a unit-level fire support plan.
5. Coordinate with and advise the Surveillance and Reconnaissance Coordination Center (SARCC), as required.
6. Coordinate with and advise the Sniper Control Center (SCC), as required.
7. Manage a Reconnaissance Operations Center (ROC).
8. Conduct tactical communications.

REFERENCES:

1. MCDP 1-0 Marine Corps Operations, Sep 2001
2. MCRP 2-25A Reconnaissance Reports Guide
3. MCRP 2-3A Intelligence Preparation of the Battlefield/Battlespace
4. MCRP 3-16A Tactics, Techniques, and Procedures for the Targeting Process
5. MCRP 3-40.3C Field Antenna Handbook
6. MCWP 2-1 Intelligence Operations
7. MCWP 2-12 MAGTF Intelligence Production and Analysis
8. MCWP 2-25 Ground Reconnaissance Operations
9. MCWP 5-1 Marine Corps Planning Process (MCP)

RECN-C2-2502: Establish a Reconnaissance Operations Center (ROC)

EVALUATION-CODED: NO

SUSTAINMENT INTERVAL: 12 months

MOS PERFORMING: 0307, 0321

BILLETS: Recon Man

GRADES: GYSGT, 2NDLT, 1STLT, CAPT

INITIAL TRAINING SETTING: MOJT

CONDITION: Given a mission that requires a Recon Operation Center (ROC), required personnel, and C4I-related infrastructure and equipment.

STANDARD: By effectively providing command and control while maintaining positive communications with subordinate and higher headquarters.

PERFORMANCE STEPS:

1. Establish suitable location for operations center, which supports the mission.
2. Determine the duration of operation for logistical support.
3. Identify personnel required to operate the operations center.
4. Establish security and emergency destruction plan.
5. Determine and establish all required C4I systems required to maintain contact with supported units and teams.
6. Display all charts and maps which support the mission.
7. Establish a watch rotation.
8. Establish a displacement plan.
9. Establish a rest plan and area.
10. Determine location for current and future operations.
11. Supervise the setup of C4I systems.
12. Supervise communication checks.
13. Produce Level II Intelligence Reports, as required.
14. Disseminate appropriate information and intelligence to higher headquarters.

REFERENCES:

1. MCWP 2-25 Ground Reconnaissance Operations
2. MCWP 3-1 Ground Combat Operations

SUPPORT REQUIREMENTS:

RANGE/TRAINING AREA: Facility Code 17410 Maneuver/Training Area, Light Forces

MISCELLANEOUS:

ADMINISTRATIVE INSTRUCTIONS: Performance steps provided are general guidelines to be used in the absence of existing unit SOPs that detail this event.

REC-2-2503: Perform duties as Watch Officer in the Reconnaissance Operations Center (ROC)

EVALUATION-CODED: NO

SUSTAINMENT INTERVAL: 12 months

MOS PERFORMING: 0307, 0321

BILLETS: Recon Man

GRADES: GYSGT, 2NDLT, 1STLT, CAPT

INITIAL TRAINING SETTING: FORMAL

CONDITION: Given an operational situation, status boards, maps, overlays, and a unit journal.

STANDARD: By coordinating, controlling, and commanding Reconnaissance assets.

PERFORMANCE STEPS:

1. Receive turnover from off going watch.
2. Direct and supervise ROC watch.
3. Obtain situation updates from watch personnel.
4. Obtain information from the appropriate subordinate and supporting units.
5. Update status information.
6. Supervise information flow.
7. Maintain status maps, boards, and logs.
8. Monitor communications.
9. Facilitate supporting arms as required.
10. React to the friendly situation.
11. React to the enemy situation.
12. React to the enemy situation.
13. Supervise security operations within the operation center.
14. Supervise/perform liaison duties as required.
15. Supervise C4I maintenance procedures.
16. Conduct turnover with oncoming watch.
17. Conduct briefs as required.

REFERENCES:

1. MCRP 5-12A Operational Terms and Graphics
2. MCWP 2-25 Ground Reconnaissance Operations
3. MCWP 3-1 Ground Combat Operations

SUPPORT REQUIREMENTS:

RANGE/TRAINING AREA: Facility Code 17410 Maneuver/Training Area, Light Forces

MISCELLANEOUS:

ADMINISTRATIVE INSTRUCTIONS: Performance steps provided are general guidelines to be used in the absence of existing unit SOPs that detail this event.

RECEN-C2-2504: Maintain a Situation Map

EVALUATION-CODED: NO **SUSTAINMENT INTERVAL:** 12 months

MOS PERFORMING: 0307, 0321

BILLETS: Recon Man

GRADES: GYSGT, 2NDLT, 1STLT, CAPT

INITIAL TRAINING SETTING: FORMAL

CONDITION: Given a recon platoon, a mission, a situation, intelligence related reports, required maps and material, and required equipment.

STANDARD: By depicting the Reconnaissance operational situation reflecting on-going changes in the operational environment.

PERFORMANCE STEPS:

1. Depict operational boundaries.
2. Review Event boards.
3. Post enemy information.
4. Post necessary friendly information.
5. Post information of interest.
6. Develop Map Legend.
7. Update as required.

REFERENCES:

1. FM 1-02 Operational Terms and Graphics, SEP04
2. FM 3-25.26 Map Reading and Land Navigation
3. MCWP 2-12 MAGTF Intelligence Production and Analysis
4. MCWP 2-25 Ground Reconnaissance Operations
5. MCWP 2-6 Counterintelligence

RECN-C2-2505: Maintain a Reconnaissance operational journal

EVALUATION-CODED: NO

SUSTAINMENT INTERVAL: 12 months

DESCRIPTION: The Reconnaissance operational journal is a systematic method by which activities of the Reconnaissance element are recorded during a period of time. The time period for a journal can be for a particular day or a particular operation, or both. The journal is an official document that indexes all incoming and outgoing elements associated with the Reconnaissance element and what action was taken on each item.

MOS PERFORMING: 0307, 0321

BILLETS: Recon Man

GRADES: GYSGT, 2NDLT, 1STLT, CAPT

INITIAL TRAINING SETTING: FORMAL

CONDITION: Given a recon platoon, mission, Reconnaissance activities originating from within and from outside the Reconnaissance element, and a journal.

STANDARD: By providing a historical account of the units activities during a specified period.

PERFORMANCE STEPS:

1. Open the journal.
2. Maintain the journal.
3. Close the journal.

REFERENCES:

1. MCWP 2-25 Ground Reconnaissance Operations
 2. MCWP 2-6 Counterintelligence
-

REC-C2-2506: Conduct small unit training

EVALUATION-CODED: NO

SUSTAINMENT INTERVAL: 1 month

MOS PERFORMING: 0307, 0321

BILLETS: Recon Man

GRADES: GYSGT, 2NDLT, 1STLT, CAPT

INITIAL TRAINING SETTING:

CONDITION: Given a recon platoon, required external support and equipment, and a mission.

STANDARD: To ensure the individual and collective training tasks are performed to standard.

PERFORMANCE STEPS:

1. Determine the task to be trained from the company training schedule.
2. Review the training standard to determine required resources and the most appropriate method(s) for delivering instruction.
3. Request the required resources from higher headquarters.
4. Prepare a training outline that explains how the training will be conducted.
5. Prepare the training area.
6. Assemble the Marines.
7. Explain the training standard to the Marines.
8. Conduct a safety brief.
9. Conduct the instruction, in accordance with the training outline.
10. Evaluate the performance of the Marines or teams, in accordance with the training standard.
11. Remediate Marines or teams that do not master the training standard.
12. Brief results of training to Company Ops Chief/Company Cmdr.
13. Update individual training records.

REFERENCES:

1. FM 25-10 Leaders Guide to Lane Training
 2. MCRP 3-0A Unit Training Management Guide
 3. MCRP 3-0B How to Conduct Training
-

REC-C2-2507: Prepare for Live Fire Range Operations

EVALUATION-CODED: NO

SUSTAINMENT INTERVAL: 12 months

MOS PERFORMING: 0307, 0321

BILLETS: Recon Man

GRADES: GYSGT, 2NDLT, 1STLT, CAPT

INITIAL TRAINING SETTING: MOJT

CONDITION: Given a recon platoon, mission, and required equipment.

STANDARD: By ensuring that the safety regulations are applied.

PERFORMANCE STEPS:

1. Review range safety orders and regulations governing range operations.
2. Draw range safety diagrams, Safe danger Zones (SDZ) for the designated range, as required.
3. Prepare brief for explosive handling procedures (transporting, storing, and disposal of excess class V (W)).
4. Prepare hazardous material protection methods brief.
5. Prepare range operations brief.
6. Assign required safety personnel (road guards, RSO, Corpsman, etc).
7. Prepare range safety brief.
8. Conduct Operational Risk Management (ORM) assessment.
9. Identify the pertinent information concerning training preparation for the designated range, class V (W) to be used, safety procedures, and draw safety diagrams to be briefed to the participants.

REFERENCES:

1. MCB and applicable Range Control SOP
2. FM 5-250 Explosives and Demolitions
3. MCO 3500.27 Operational Risk Management (ORM)
4. MCRP 3-01A Rifle Marksmanship

SUPPORT REQUIREMENTS:

RANGE/TRAINING AREA:

Facility Code 17310 Range Operations Building
Facility Code 17330 Covered Training Area
Facility Code 17502 Non-Standard Small Arms Range

EQUIPMENT: Weapons TMs.

MATERIAL: Targets, situational target (Shoot / No shoot), (1) role riggers tape, black Felt Marks, staple guns, spray adhesive, brooms, trash bags, and Chemlights (green).

UNITS/PERSONNEL: (1) RSO, (1) OIC, (1) Corpsmen and additional range personnel as required, per range.

MISCELLANEOUS:

ADMINISTRATIVE INSTRUCTIONS: RSO should review USMC Range Safety Pocket Guide Version 1.4.

SPECIAL PERSONNEL CERTS: Marine Net Range Safety Course (C1060120CA), and MCB Range Safety Officer Course.

RECN-C2-2508: Direct Live Fire Range Operations

EVALUATION-CODED: NO

SUSTAINMENT INTERVAL: 12 months

MOS PERFORMING: 0307, 0321

BILLETS: Recon Man

GRADES: GYSGT, 2NDLT, 1STLT, CAPT

INITIAL TRAINING SETTING: MOJT

CONDITION: Given a recon platoon, mission, and required equipment.

STANDARD: By ensuring that marksmanship fundamentals and safety regulations are applied.

PERFORMANCE STEPS:

1. Review range safety orders and regulations governing range operations.
2. Brief range safety diagrams and Safe Danger Zones (SDZ) for the designated range, as required.
3. Brief explosive handling procedures (transporting, storing, and disposal of excess class V (W)).
4. Brief hazardous material protection methods.
5. Brief range operations.
6. Conduct range safety brief.
7. Brief Operational Risk Management (ORM) assessment.
8. Brief the pertinent information concerning training preparation of the designated range, class V (W) to be used, safety procedures, and draw safety diagrams to be briefed to the participants.
9. Emplace required safety personnel (road guards, RSO, Corpsman, etc).
10. Maintain required communications with range safety organization(s).

REFERENCES:

1. MCB and applicable Range Control SOP
2. FM 5-250 Explosives and Demolitions
3. MCO 3500.27_ Operational Risk Management (ORM)
4. MCRP 3-01A Rifle Marksmanship

SUPPORT REQUIREMENTS:

RANGE/TRAINING AREA:

Facility Code 17310 Range Operations Building
Facility Code 17502 Non-Standard Small Arms Range

UNITS/PERSONNEL: (1) RSO, (1) OIC, (1) Corpsmen and additional safety personnel as required.

MISCELLANEOUS:

ADMINISTRATIVE INSTRUCTIONS: RSO should review USMC Range Safety Pocket Guide Version 1.4 and have TMs for weapons used on hand.

SPECIAL PERSONNEL CERTS: Marine Net Range Safety Course (C1060120CA), and MCB Range Safety Officer Course.

REC-2-2509: Direct Shoot House Training

EVALUATION-CODED: NO

SUSTAINMENT INTERVAL: 12 months

MOS PERFORMING: 0307, 0321

BILLETS: Recon Man

GRADES: GYSGT, 2NDLT, 1STLT, CAPT

INITIAL TRAINING SETTING: MOJT

CONDITION: Given a recon platoon, mission, and required equipment.

STANDARD: By ensuring that marksmanship fundamentals and safety regulations are applied.

PERFORMANCE STEPS:

1. Review range safety orders and regulations governing range operations.
2. Draw range safety diagrams, Safe Danger Zones (SDZ) for the designated range.
3. Brief explosive handling procedures (transporting, storing, and disposal of excess class V(W)).
4. Brief hazardous material protection methods.
5. Brief range operations.
6. Conduct range safety brief.
7. Brief Operational Risk Management (ORM), assessment.
8. Brief the pertinent information concerning training preparation of the designated range, class V (W) to be used, safety procedures, and draw safety diagrams to be briefed to the participants.
9. Conduct Marine Corps Breachers Brief, if required.
10. Emplace required safety personnel (road guards, RSO, Corpsman, etc).
11. Maintain required communications with range safety organization(s).

REFERENCES:

1. FM 3-05.221 Special Forces Advanced Urban Combat
2. FM 5-250 Explosives and Demolitions
3. MCO 3500.27_ Operational Risk Management (ORM)

SUPPORT REQUIREMENTS:

RANGE/TRAINING AREA:

Facility Code 17310 Range Operations Building
Facility Code 17330 Covered Training Area
Facility Code 17330 Covered Training Area
Facility Code 17502 Non-Standard Small Arms Range
Facility Code 17961 Combat In Cities Facility

ROOMS/BUILDINGS: 1 - 360 live fire shoot house.

MATERIAL: Situational targets (Shoot/No shoot), Black Felt Marks, SESAM kits, staple guns, spray adhesive, brooms, trash bags, and Chemlights (green, blue, red, IR, white).

UNITS/PERSONNEL: (1) RSO, (1) OIC, (1) Corpsmen, additional safety personnel as required.

MISCELLANEOUS:

SPECIAL PERSONNEL CERTS: Marine Net Range Safety Course (C1060120CA), and MCB Range Safety Officer Course.

RECN-C2-2510: Lead an after action review

EVALUATION-CODED: NO SUSTAINMENT INTERVAL: 12 months

MOS PERFORMING: 0307, 0321

BILLETS: Recon Man

GRADES: GYSGT, 2NDLT, 1STLT, CAPT

INITIAL TRAINING SETTING: FORMAL

CONDITION: Given a recon platoon, situation or event, and required resources.

STANDARD: By identifying lessons learned.

PERFORMANCE STEPS:

1. Designate area for after action.
2. Lay out and account for all unit and individual equipment.
3. Discuss observations of personnel during event.
4. Engage all personnel for inputs.
5. Conduct after action following debriefing format.
6. Provide changes to original plans and overlays.
7. Identify Marines or teams that require remediation.
8. Update individual training records.
9. Review and update SOPs and TTPs.
10. Compile information obtained and submit to higher.

REFERENCES:

1. MCRP 3-0B How to Conduct Training
 2. MCWP 2-25 Ground Reconnaissance Operations
-

RECN-C2-2601: Conduct Command and Control of Ground Reconnaissance forces

EVALUATION-CODED: NO SUSTAINMENT INTERVAL: 12 months

DESCRIPTION: Ground Reconnaissance units require specific and unique skills to be effectively commanded and controlled. To assist in the C2 of these units, unique command procedures and techniques have been established and validated for units of all sizes, from the MEF to the recon team. Control of these units and effective processing of their reports, is critical. To do

this, the Marine must be familiar with the operation of various Reconnaissance control centers (Surveillance and Reconnaissance Coordination Center [SARCC], Sniper Control Center [SCC], Reconnaissance Operation Center [ROC], etc) and his role within them.

MOS PERFORMING: 0307, 0321

BILLETS: Recon Company Commander, Recon Company Executive Officer, Recon Company Operations Chief, Recon Company Operations Officer, Recon Company Training Chief

GRADES: GYSGT, MSGT, 1STLT, CAPT, MAJ

INITIAL TRAINING SETTING: MOJT

CONDITION: Given a Ground Reconnaissance unit, a mission, and C4I-related infrastructure and equipment.

STANDARD: By maintaining positive command and control so that the mission is accomplished within the time limits established by the commander.

PERFORMANCE STEPS:

1. Direct Ground Reconnaissance assets in support of operations.
2. Direct the employment of Ground Reconnaissance equipment in support of operations.
3. Develop a Reconnaissance and Surveillance plan.
4. Integrate the Reconnaissance and Surveillance plan with a unit-level fire support plan.
5. Coordinate with and advise the Surveillance and Reconnaissance Coordination Center (SARCC), as required.
6. Coordinate with and advise the Sniper Control Center (SCC), as required.
7. Coordinate with adjacent, supporting, and higher headquarters COCs, as required.
8. Manage a Reconnaissance Operations Center (ROC).
9. Conduct tactical communications.

REFERENCES:

1. MCDP 1-0 Marine Corps Operations, Sep 2001
2. MCRP 2-25A Reconnaissance Reports Guide
3. MCRP 2-3A Intelligence Preparation of the Battlefield/Battlespace
4. MCRP 3-16A Tactics, Techniques, and Procedures for the Targeting Process
5. MCRP 3-40.3C Field Antenna Handbook
6. MCWP 2-1 Intelligence Operations
7. MCWP 2-12 MAGTF Intelligence Production and Analysis
8. MCWP 2-25 Ground Reconnaissance Operations
9. MCWP 5-1 Marine Corps Planning Process (MCP)

RECNC2-2602: Establish a Reconnaissance Operations Center (ROC)

EVALUATION-CODED: NO

SUSTAINMENT INTERVAL: 12 months

DESCRIPTION: Organization of the available C4I assets and information flow through the ROC should be seamless. Detailed operator skills are not required to complete this task to standard, but basic knowledge and type of inputs and outputs should be well understood.

MOS PERFORMING: 0307, 0321

BILLETS: Recon Company Commander, Recon Company Executive Officer, Recon Company Operations Chief, Recon Company Operations Officer, Recon Company Training Chief

GRADES: GYSGT, MSGT, 1STLT, CAPT, MAJ

INITIAL TRAINING SETTING: MOJT

CONDITION: Given a mission that requires a Recon Operation Center (ROC), required personnel, and C4I-related infrastructure and equipment.

STANDARD: By effectively providing command and control while maintaining positive communications with subordinate and higher headquarters.

PERFORMANCE STEPS:

1. Establish suitable location for operations center, which supports the mission.
2. Determine the duration of operation for logistical support.
3. Identify personnel required to operate the operations center.
4. Establish security and emergency destruction plan.
5. Determine and establish all required C4I systems required to maintain contact with supported units and teams.
6. Display all charts and maps which support the mission.
7. Establish a watch rotation
8. Establish a displacement plan.
9. Establish a rest plan and area.
10. Determine location for current and future operations.
11. Supervise the setup of C4I systems.
12. Supervise communication checks.
13. Produce Level II Intelligence Reports, as required.
14. Disseminate appropriate information and intelligence to adjacent, supporting, and higher headquarters, as required.

REFERENCES:

1. MCWP 2-25 Ground Reconnaissance Operations
2. MCWP 3-1 Ground Combat Operations
3. MCWP 3-15.3 Scout Sniping

SUPPORT REQUIREMENTS:

RANGE/TRAINING AREA: Facility Code 17410 Maneuver/Training Area, Light Forces

MISCELLANEOUS:

ADMINISTRATIVE INSTRUCTIONS: Performance steps provided are general guidelines to be used in the absence of existing unit SOPs that detail this

event.

RECNC2-2603: Perform duties as Watch Officer in the Reconnaissance Operations Center (ROC)

EVALUATION-CODED: NO

SUSTAINMENT INTERVAL: 12 months

MOS PERFORMING: 0307, 0321

BILLETS: Recon Company Commander, Recon Company Executive Officer, Recon Company Operations Chief, Recon Company Operations Officer, Recon Company Training Chief

GRADES: GYSGT, 1STSGT, 1STLT, CAPT, MAJ

INITIAL TRAINING SETTING: MOJT

CONDITION: Given an operational situation, status boards, maps, overlays, and a unit journal.

STANDARD: By coordinating, controlling, and commanding Reconnaissance assets.

PERFORMANCE STEPS:

1. Receive turnover from off going watch.
2. Direct and supervise ROC watch.
3. Obtain situation updates from watch personnel.
4. Obtain information from the appropriate subordinate and supporting units.
5. Update status information.
6. Supervise information flow.
7. Maintain status maps, boards, and logs.
8. Monitor communications.
9. Facilitate supporting arms as required.
10. React to the friendly situation.
11. React to the enemy situation.
12. Supervise shift changes.
13. Supervise security operations within the operation center.
14. Supervise/perform liaison duties as required.
15. Supervise/perform liaison duties as required.
16. Conduct turnover with oncoming watch.
17. Conduct briefs as required.

REFERENCES:

1. MCRP 5-12A Operational Terms and Graphics
2. MCWP 2-25 Ground Reconnaissance Operations
3. MCWP 3-1 Ground Combat Operations

SUPPORT REQUIREMENTS:

RANGE/TRAINING AREA: Facility Code 17410 Maneuver/Training Area, Light Forces

MISCELLANEOUS:

ADMINISTRATIVE INSTRUCTIONS: Performance steps provided are general guidelines to be used in the absence of existing unit SOPs that detail this event.

REC-2-2604: Operate Command Control Computer Communication (C4) suite

EVALUATION-CODED: NO **SUSTAINMENT INTERVAL:** 12 months

DESCRIPTION: This task describes the procedures to establish, maintain and operate command and control systems to aid the decision-making process through a shared situational awareness of the battle space.

MOS PERFORMING: 0307, 0321

BILLETS: Recon Company Commander, Recon Company Executive Officer, Recon Company Operations Chief, Recon Company Operations Officer, Recon Company Training Chief

GRADES: GYSGT, MSGT, 1STLT, CAPT, MAJ

INITIAL TRAINING SETTING: MOJT

CONDITION: Given all required personnel and C4I-related infrastructure and equipment.

STANDARD: By enabling the effective command and control of the unit in the accomplishment of the commander's intent.

PERFORMANCE STEPS:

1. Conduct planning.
2. Execute communications plan.
3. Establish control procedures.
4. Manage communication & information systems.
5. Manage status reports.

REFERENCES:

1. MCDP 6 Command and Control
 2. MCWP 2-25 Ground Reconnaissance Operations
 3. MCWP 3-1 Ground Combat Operations
-

REC-2-2605: Maintain a Situation Map

EVALUATION-CODED: NO **SUSTAINMENT INTERVAL:** 12 months

MOS PERFORMING: 0307, 0321

BILLETS: Recon Company Commander, Recon Company Executive Officer, Recon Company Operations Chief, Recon Company Operations Officer, Recon Company

Training Chief

GRADES: GYSGT, MSGT, 1STLT, CAPT, MAJ

INITIAL TRAINING SETTING: MOJT

CONDITION: Given recon platoon(s), a mission, a situation, intelligence related reports, required maps and material, and required equipment.

STANDARD: By depicting the Reconnaissance operational situation reflecting on-going changes in the operational environment.

PERFORMANCE STEPS:

1. Depict operational boundaries.
2. Review Event boards.
3. Post enemy information.
4. Post necessary friendly information.
5. Post information of interest.
6. Develop Map Legend.
7. Update as required.

REFERENCES:

1. FM 1-02 Operational Terms and Graphics, SEP04
2. FM 3-25.26 Map Reading and Land Navigation
3. MCWP 2-12 MAGTF Intelligence Production and Analysis
4. MCWP 2-25 Ground Reconnaissance Operations
5. MCWP 2-6 Counterintelligence

RECN-C2-2606: Maintain a Reconnaissance operational journal

EVALUATION-CODED: NO

SUSTAINMENT INTERVAL: 12 months

DESCRIPTION: The Reconnaissance operational journal is a systematic method by which activities of the Reconnaissance platoons are recorded during a period of time. The time period for a journal can be for a particular day or a particular operation, or both. The journal is an official document that indexes all incoming and outgoing elements associated with the Reconnaissance platoons and what action was taken on each item.

MOS PERFORMING: 0307, 0321

BILLETS: Recon Company Commander, Recon Company Executive Officer, Recon Company Operations Chief, Recon Company Operations Officer, Recon Company Training Chief

GRADES: GYSGT, MSGT, 1STLT, CAPT, MAJ

INITIAL TRAINING SETTING: MOJT

CONDITION: Given recon platoons, mission, Reconnaissance activities originating from within and from outside the Reconnaissance company, and a journal.

STANDARD: By providing a historical account of the companys activities during a specified period.

PERFORMANCE STEPS:

1. Open the journal.
2. Maintain the journal.
3. Close the journal.

REFERENCES:

1. MCWP 2-25 Ground Reconnaissance Operations
 2. MCWP 2-6 Counterintelligence
-

RECN-C2-2607: Develop unit training priorities

EVALUATION-CODED: NO **SUSTAINMENT INTERVAL:** 12 months

MOS PERFORMING: 0307, 0321

BILLETS: Recon Company Commander, Recon Company Executive Officer, Recon Company Operations Chief, Recon Company Operations Officer, Recon Company Training Chief

GRADES: GYSGT, MSGT, 1STLT, CAPT, MAJ

INITIAL TRAINING SETTING: MOJT

CONDITION: Given commander's intent, assessment of the unit, and unit training calendar.

STANDARD: To prioritize unit training.

PERFORMANCE STEPS:

1. Develop unit training priorities
2. Identify Mission Essential Tasks and associated collective tasks from the Reconnaissance Training and Readiness Manual.
3. Prioritize training requirements.
4. Publish training guidance.

REFERENCES:

1. MCO 3500.73 RECONNAISSANCE TRAINING AND READINESS MANUAL
 2. MCRP 3-0A Unit Training Management Guide
 3. MCRP 3-0B How to Conduct Training
-

RECN-C2-2608: Develop a unit training plan

EVALUATION-CODED: NO **SUSTAINMENT INTERVAL:** 12 months

MOS PERFORMING: 0307, 0321

BILLETS: Recon Company Commander, Recon Company Executive Officer, Recon Company Operations Chief, Recon Company Operations Officer, Recon Company Training Chief

GRADES: GYSGT, MSGT, 1STLT, CAPT, MAJ

INITIAL TRAINING SETTING: MOJT

CONDITION: Given higher intent, an assessment of the unit, and a training calendar.

STANDARD: To create a short and mid range plan.

PERFORMANCE STEPS:

1. Schedule the required training to include events from the Training Exercise and Employment Plan (TEEP) compiled by subordinate staff sections.
2. Schedule prime time or training cycles.
3. Schedule unit controlled exercises and other training.
4. Conduct backward planning.
5. Identify available training resources and align with training priorities.
6. Develop short and mid range plans as appropriate.

REFERENCES:

1. MCO 3500.73 RECONNAISSANCE TRAINING AND READINESS MANUAL
 2. MCRP 3-0A Unit Training Management Guide
 3. MCRP 3-0B How to Conduct Training
-

RECN-C2-2609: Lead an after action review

EVALUATION-CODED: NO **SUSTAINMENT INTERVAL:** 12 months

MOS PERFORMING: 0307, 0321

GRADES: GYSGT, MSGT, 1STLT, CAPT, MAJ

INITIAL TRAINING SETTING: MOJT

CONDITION: Given recon platoon(s), situation or event, and required resources.

STANDARD: By identifying lessons learned.

PERFORMANCE STEPS:

1. Designate area for after action.
2. Lay out and account for all unit and individual equipment.
3. Discuss observations of personnel during event.
4. Engage all personnel for inputs.
5. Conduct after action following debriefing format.
6. Provide changes to original plans and overlays.
7. Identify Marines, teams, or platoons that require remediation.
8. Update individual training records.

9. Review and update SOPs and TTPs.
10. Compile information obtained and submit to higher.

REFERENCES:

1. MCRP 3-0B How to Conduct Training
 2. MCWP 2-25 Ground Reconnaissance Operations
-

RECN-COLL-2001: Produce an Aircraft Landing Zone Report (ALZREP)

EVALUATION-CODED: NO **SUSTAINMENT INTERVAL:** 12 months

MOS PERFORMING: 0307, 0321, 8403, 8427

BILLETS: Recon Man

GRADES: PVT, PFC, LCPL, CPL, SGT, SSGT, GYSGT, 2NDLT, 1STLT, CAPT, NV-SN, NV-PO-3, NV-PO-2, NV-PO-1, NV-CPO

INITIAL TRAINING SETTING: MOJT

CONDITION: Given classification guidelines, current intelligence situation, CCIRs, ALZ Report format, and ALZ reportable information.

STANDARD: Using technical means and based on the urgency of the information as dictated by the operational environment.

PERFORMANCE STEPS:

1. Determine units of measure to be used.
2. Record the Date Time Group (DTG).
3. Record location of ALZ using a eight digit grid.
4. Determine/Record orientation of ALZ.
5. Describe the ALZ.
6. Determine/Record the surface of the ALZ.
7. Describe the drainage characteristics of the ALZ.
8. Record characteristics of all obstacles on or near the ALZ.
9. Describe specific obstacles which obstruct approach or take off of aircraft.
10. Determine/Record a eight digit grid for the dispersal of aircraft.
11. Record eight digit grids for exits from the ALZ.
12. Record known enemy positions.
13. Produce appropriate reports for enemy sightings.
14. Describe local resources available for improvement of ALZ.
15. Record remarks.
16. Read report.
17. Identify key information.
18. Develop an assessment.
19. Annotate classification.
20. Ensure grammar is correct.
21. Ensure content is correct.
22. Submit for review.
23. Produce final document.

PREREQUISITE EVENTS: RECN-COLL-1001

REFERENCES:

1. AFI 13-217 Drop Zone and Landing Zone Operations
2. DIA Intelligence Writing Guide
3. FM 3-21.38 Pathfinder Operations
4. FM 5-430-00-2 Planning and Design of Roads, Airfields, and Heliports;VOL II
5. ICD 203 Intelligence Community Directive 203
6. ICD 206 Intelligence Community Directive 206
7. MCRP 2-25A Reconnaissance Reports Guide
8. MCWP 2-25 Ground Reconnaissance Operations
9. MCWP 2-6 Counterintelligence
10. TM 10091B/10092B-10/1 AN/PAS-13B(V)2 & 3 THERMAL SIGHT
11. TM 10091C/10092C-OR/1 AN/PAS-13D(V)2 & 3 THERMAL SIGHT
12. TM 10271A-10/1 Operator's Manual, Monocular NVD, AN/PVS-14
13. TM 10796-12&P Operators Manual for AN/PVS-17/17B/17C Miniature Night Sight
14. TM 10988B-IN/1 AN/PAS-22 Intermediate Maintenance Manual
15. TM 11064-OR Operator's Manual Rifle, Combat Optic (RCO)
16. TM 11085B-OR/1 Operators Manual for Sight, Night Vision Sniper Scope (AN/PVS-27)
17. TM 11237B-OR MRTB AN/PAS-28
18. TM 11304A-12/1 VECTOR-21 COMBINED LASER RANGE FINDER
19. TM 11499A-OR Operators Manual for the Individual Weapon Night Sight-Image Intensified (IWNS-I) AN/PVS-24A
20. TM 11545A-OR Operators Manual for the Individual Weapon Night Sight-Thermal (IWNS-T) AN/PAS-27
21. TM 11758A-OR SDO Operator's Manual
22. TM 11792A-OI Machinegun Day Optic, SU-260/P
23. TM 11901A-OR M71 SCOUT SNIPER OBSERVATION TELESCOPE

RECN-COLL-2002: Produce a Beach Survey Report (BEACHREP)

EVALUATION-CODED: NO **SUSTAINMENT INTERVAL:** 12 months

MOS PERFORMING: 0307, 0321, 8403, 8427

BILLETS: Recon Man

GRADES: PVT, PFC, LCPL, CPL, SGT, SSGT, GYSGT, 2NDLT, 1STLT, CAPT, NV-SN, NV-PO-3, NV-PO-2, NV-PO-1, NV-CPO

INITIAL TRAINING SETTING: MOJT

CONDITION: Given classification guidelines, current intelligence situation, CCIRs, Beach Survey Report format, and BEACHREP reportable information.

STANDARD: Using technical means and based on the urgency of the information as dictated by the operational environment.

PERFORMANCE STEPS:

1. Determine the units of measure to be used.

2. Record the location of the beach being surveyed using a eight digit grid.
3. Determine/Record the shape of the beach.
4. Determine/Record the length of the beach.
5. Determine/Record the width of the beach.
6. Determine/Record the gradient of the beach.
7. Determine/Record eight digit grids for all beach exits, as well as their descriptions.
8. Determine/Record trafficability of the beach.
9. Determine/Record trafficability of the beach.
10. Record known enemy positions.
11. Produce appropriate reports for enemy sightings.
12. Record remarks.
13. Read report.
14. Identify key information.
15. Develop an assessment.
16. Annotate classification.
17. Ensure grammar is correct.
18. Ensure content is correct.
19. Ensure content is correct.
20. Produce final document.

PREREQUISITE EVENTS: RECN-COLL-1002

REFERENCES:

1. DIA Intelligence Writing Guide
2. ICD 203 Intelligence Community Directive 203
3. ICD 206 Intelligence Community Directive 206
4. MCRP 2-25A Reconnaissance Reports Guide
5. MCWP 2-25 Ground Reconnaissance Operations
6. MCWP 2-6 Counterintelligence
7. MCWP 3-13 Employment of Amphibious Assault Vehicles
8. TM 10091B/10092B-10/1 AN/PAS-13B(V)2 & 3 THERMAL SIGHT
9. TM 10091C/10092C-OR/1 AN/PAS-13D(V)2 & 3 THERMAL SIGHT
10. TM 10271A-10/1 Operator's Manual, Monocular NVD, AN/PVS-14
11. TM 10796-12&P Operators Manual for AN/PVS-17/17B/17C Miniature Night Sight
12. TM 10988B-IN/1 AN/PAS-22 Intermediate Maintenance Manual
13. TM 11064-OR Operator's Manual Rifle, Combat Optic (RCO)
14. TM 11085B-OR/1 Operators Manual for Sight, Night Vision Sniper Scope (AN/PVS-27)
15. TM 11237B-OR MRTB AN/PAS-28
16. TM 11304A-12/1 VECTOR-21 COMBINED LASER RANGE FINDER
17. TM 11499A-OR Operators Manual for the Individual Weapon Night Sight-Image Intensified (IWNS-I) AN/PVS-24A
18. TM 11545A-OR Operators Manual for the Individual Weapon Night Sight-Thermal (IWNS-T) AN/PAS-27
19. TM 11758A-OR SDO Operator's Manual
20. TM 11792A-OI Machinegun Day Optic, SU-260/P
21. TM 11901A-OR M71 SCOUT SNIPER OBSERVATION TELESCOPE

RECN-COLL-2003: Produce a Bridge Report (BRIDGEREP)

EVALUATION-CODED: NO

SUSTAINMENT INTERVAL: 12 months

MOS PERFORMING: 0307, 0321, 8403, 8427

BILLETS: Recon Man

GRADES: PVT, PFC, LCPL, CPL, SGT, SSGT, GYSGT, 2NDLT, 1STLT, CAPT, NV-SN, NV-PO-3, NV-PO-2, NV-PO-1, NV-CPO

INITIAL TRAINING SETTING: MOJT

CONDITION: Given classification guidelines, current intelligence situation, CCIRs, Bridge Report format, and BRIDGEREP reportable information.

STANDARD: Using technical means and based on the urgency of the information as dictated by the operational environment.

PERFORMANCE STEPS:

1. Determine the units of measure to be used.
2. Record the location of the beach being surveyed using a eight digit grid.
3. Determine/Record the horizontal clearance between the inside edges of the bridge.
4. Determine/Record the under bridge clearance.
5. Determine/Record the number and description of the spans.
6. Determine/Record the length and condition of the spans.
7. Determine/Record the overall length of the bridge.
8. Determine/Record the roadway width.
9. Determine/Record the overhead clearance.
10. Determine/Record the location of potential bridge bypasses.
11. Record remarks.
12. Read report.
13. Identify key information
14. Develop an assessment.
15. Annotate classification.
16. Ensure grammar is correct.
17. Ensure content is correct.
18. Submit for review.
19. Produce final document.

PREREQUISITE EVENTS: RECN-COLL-1003

REFERENCES:

1. DIA Intelligence Writing Guide
2. FM 3-34.170 Engineer Reconnaissance
3. ICD 203 Intelligence Community Directive 203
4. ICD 206 Intelligence Community Directive 206
5. MCRP 2-25A Reconnaissance Reports Guide
6. MCWP 2-25 Ground Reconnaissance Operations
7. MCWP 2-6 Counterintelligence
8. TM 10091B/10092B-10/1 AN/PAS-13B(V)2 & 3 THERMAL SIGHT
9. TM 10091C/10092C-OR/1 AN/PAS-13D(V)2 & 3 THERMAL SIGHT
10. TM 10271A-10/1 Operator's Manual, Monocular NVD, AN/PVS-14
11. TM 10796-12&P Operators Manual for AN/PVS-17/17B/17C Miniature Night Sight
12. TM 10988B-IN/1 AN/PAS-22 Intermediate Maintenance Manual
13. TM 11064-OR Operator's Manual Rifle, Combat Optic (RCO)
14. TM 11085B-OR/1 Operators Manual for Sight, Night Vision Sniper Scope

- (AN/PVS-27)
15. TM 11237B-OR MRTB AN/PAS-28
 16. TM 11304A-12/1 VECTOR-21 COMBINED LASER RANGE FINDER
 17. TM 11499A-OR Operators Manual for the Individual Weapon Night Sight-Image Intensified (IWNS-I) AN/PVS-24A
 18. TM 11545A-OR Operators Manual for the Individual Weapon Night Sight-Thermal (IWNS-T) AN/PAS-27
 19. TM 11758A-OR SDO Operator's Manual
 20. TM 11792A-OI Machinegun Day Optic, SU-260/P
 21. TM 11901A-OR M71 SCOUT SNIPER OBSERVATION TELESCOPE
-

RECN-COLL-2004: Produce a Confirmatory Beach Report (CONBEREP)

EVALUATION-CODED: NO **SUSTAINMENT INTERVAL:** 12 months

MOS PERFORMING: 0307, 0321, 8403, 8427

BILLETS: Recon Man

GRADES: PVT, PFC, LCPL, CPL, SGT, SSGT, GYSGT, 2NDLT, 1STLT, CAPT, NV-SN, NV-PO-3, NV-PO-2, NV-PO-1, NV-CPO

INITIAL TRAINING SETTING: MOJT

CONDITION: Given classification guidelines, current intelligence situation, CCIRs, Confirmatory Beach Report format, and CONBEREP reportable information.

STANDARD: Using technical means and based on the urgency of the information as dictated by the operational environment.

PERFORMANCE STEPS:

1. Determine the units of measure to be used.
2. Determine/Record offshore obstructions to within a eight digit grid, as well as their description.
3. Determine/Record littoral drift within 1/10th of a knot.
4. Record locations for DPs.
5. Record the sounding interval.
6. Record the designations of the sounding lines.
7. Record the description and location of all known underwater obstacles.
8. Determine/Record beach composition.
9. Determine/Record trafficability of the beach.
10. Determine/Record the description and eight digit grid location for all beach exits.
11. Record position of the beach reconnaissance patrol using a eight digit grid.
12. Record known enemy positions.
13. Produce appropriate reports for enemy sightings.
14. Record remarks.
15. Read report.
16. Read report.
17. Develop an assessment.
18. Develop an assessment.

19. Ensure grammar is correct.
20. Ensure content is correct.
21. Submit for review.
22. Produce final document.

PREREQUISITE EVENTS: RECN-COLL-1004

REFERENCES:

1. DIA Intelligence Writing Guide
2. ICD 203 Intelligence Community Directive 203
3. ICD 206 Intelligence Community Directive 206
4. MCRP 2-25A Reconnaissance Reports Guide
5. MCWP 2-25 Ground Reconnaissance Operations
6. MCWP 2-6 Counterintelligence
7. MCWP 3-13 Employment of Amphibious Assault Vehicles
8. TM 10091B/10092B-10/1 AN/PAS-13B(V)2 & 3 THERMAL SIGHT
9. TM 10091C/10092C-OR/1 AN/PAS-13D(V)2 & 3 THERMAL SIGHT
10. TM 10271A-10/1 Operator's Manual, Monocular NVD, AN/PVS-14
11. TM 10796-12&P Operators Manual for AN/PVS-17/17B/17C Miniature Night Sight
12. TM 10988B-IN/1 AN/PAS-22 Intermediate Maintenance Manual
13. TM 11064-OR Operator's Manual Rifle, Combat Optic (RCO)
14. TM 11085B-OR/1 Operators Manual for Sight, Night Vision Sniper Scope (AN/PVS-27)
15. TM 11237B-OR MRTB AN/PAS-28
16. TM 11304A-12/1 VECTOR-21 COMBINED LASER RANGE FINDER
17. TM 11499A-OR Operators Manual for the Individual Weapon Night Sight-Image Intensified (IWNS-I) AN/PVS-24A
18. TM 11545A-OR Operators Manual for the Individual Weapon Night Sight-Thermal (IWNS-T) AN/PAS-27
19. TM 11758A-OR SDO Operator's Manual
20. TM 11792A-OI Machinegun Day Optic, SU-260/P
21. TM 11901A-OR M71 SCOUT SNIPER OBSERVATION TELESCOPE

RECN-COLL-2005: Produce a River/Estuary Report (DELTAREP)

EVALUATION-CODED: NO **SUSTAINMENT INTERVAL:** 12 months

MOS PERFORMING: 0307, 0321, 8403, 8427

BILLETS: Recon Man

GRADES: PVT, PFC, LCPL, CPL, SGT, SSGT, GYSGT, 2NDLT, 1STLT, CAPT, NV-SN, NV-PO-3, NV-PO-2, NV-PO-1, NV-CPO

INITIAL TRAINING SETTING: MOJT

CONDITION: Given classification guidelines, current intelligence situation, CCIRs, River/Estuary Report format, and DELTAREP reportable information.

STANDARD: Using technical means and based on the urgency of the information as dictated by the operational environment.

PERFORMANCE STEPS:

1. Determine the units of measure to be used.
2. Record location of the beginning and end of river/ estuary using eight digit grids.
3. Determine/Record description and eight digit location of the main channel.
4. Record and describe any navigational aids.
5. Record the eight digit location and description of any known hazards.
6. Report the eight digit grid locations of navigational limits at reference depths.
7. Determine/Record eight digit grid locations and descriptions of beach landing points and exits.
8. Determine/Record the current.
9. Determine/Record the texture of the river bed.
10. Record remarks.
11. Read report.
12. Identify key information.
13. Develop an assessment.
14. Annotate classification.
15. Ensure grammar is correct.
16. Ensure content is correct.
17. Submit for review.
18. Produce final document.

REFERENCES:

1. DIA Intelligence Writing Guide
2. FM 3-34.170 Engineer Reconnaissance
3. ICD 203 Intelligence Community Directive 203
4. ICD 206 Intelligence Community Directive 206
5. MCRP 2-25A Reconnaissance Reports Guide
6. MCWP 2-25 Ground Reconnaissance Operations
7. MCWP 2-6 Counterintelligence
8. MCWP 3-13 Employment of Amphibious Assault Vehicles
9. TM 10091B/10092B-10/1 AN/PAS-13B(V)2 & 3 THERMAL SIGHT
10. TM 10091C/10092C-OR/1 AN/PAS-13D(V)2 & 3 THERMAL SIGHT
11. TM 10271A-10/1 Operator's Manual, Monocular NVD, AN/PVS-14
12. TM 10796-12&P Operators Manual for AN/PVS-17/17B/17C Miniature Night Sight
13. TM 10988B-IN/1 AN/PAS-22 Intermediate Maintenance Manual
14. TM 11064-OR Operator's Manual Rifle, Combat Optic (RCO)
15. TM 11085B-OR/1 Operators Manual for Sight, Night Vision Sniper Scope (AN/PVS-27)
16. TM 11237B-OR MRTB AN/PAS-28
17. TM 11304A-12/1 VECTOR-21 COMBINED LASER RANGE FINDER
18. TM 11499A-OR Operators Manual for the Individual Weapon Night Sight-Image Intensified (IWNS-I) AN/PVS-24A
19. TM 11545A-OR Operators Manual for the Individual Weapon Night Sight-Thermal (IWNS-T) AN/PAS-27
20. TM 11758A-OR SDO Operator's Manual
21. TM 11792A-OI Machinegun Day Optic, SU-260/P
22. TM 11901A-OR M71 SCOUT SNIPER OBSERVATION TELESCOPE

REC-2006: Produce a Detailed Building Report (DBREP)

EVALUATION-CODED: NO

SUSTAINMENT INTERVAL: 12 months

MOS PERFORMING: 0307, 0321, 8403, 8427

BILLETS: Recon Man

GRADES: PVT, PFC, LCPL, CPL, SGT, SSGT, GYSGT, 2NDLT, 1STLT, CAPT, NV-SN, NV-PO-3, NV-PO-2, NV-PO-1, NV-CPO

INITIAL TRAINING SETTING: MOJT

CONDITION: Given classification guidelines, current intelligence situation, CCIRs, Detailed Building Report format, and DBREP reportable information.

STANDARD: Using technical means and based on the urgency of the information as dictated by the operational environment.

PERFORMANCE STEPS:

1. Determine/Record building designation number.
2. Determine/Record side of building being reported on.
3. Determine/Record roof type (shape and composition).
4. Determine/Record roof entrances and exits.
5. Determine/Record building openings (location, direction of opening, framing, locks, handles, and coverings).
6. Determine/Record building utilities (location and type).
7. Determine/Record barrier openings (location, type, composition, locks, and size).
8. Record remarks.
9. Read report.
10. Identify key information.
11. Develop an assessment.
12. Annotate classification.
13. Ensure grammar is correct.
14. Ensure content is correct.
15. Submit for review.
16. Produce final document.

PREREQUISITE EVENTS: RECN-COLL-1006

REFERENCES:

1. DIA Intelligence Writing Guide
2. FM 3-34.170 Engineer Reconnaissance
3. ICD 203 Intelligence Community Directive 203
4. ICD 206 Intelligence Community Directive 206
5. MCRP 2-25A Reconnaissance Reports Guide
6. MCWP 2-25 Ground Reconnaissance Operations
7. MCWP 2-6 Counterintelligence

RECN-COLL-2007: Produce a Drop Zone Report (DZREP)

EVALUATION-CODED: NO

SUSTAINMENT INTERVAL: 12 months

MOS PERFORMING: 0307, 0321, 8403, 8427

BILLETS: Recon Man

GRADES: PVT, PFC, LCPL, CPL, SGT, SSGT, GYSGT, 2NDLT, 1STLT, CAPT, NV-SN, NV-PO-3, NV-PO-2, NV-PO-1, NV-CPO

INITIAL TRAINING SETTING: MOJT

CONDITION: Given classification guidelines, current intelligence situation, CCIRs, Drop Zone Report format, and DZREP reportable information.

STANDARD: Using technical means and based on the urgency of the information as dictated by the operational environment.

PERFORMANCE STEPS:

1. Determine the units of measure to be used.
2. Record the Date Time Group that the reconnaissance was executed.
3. Determine/Record the eight digit grid reference of the desired impact point.
4. Determine/Record the height of the point of impact.
5. Determine/Record the eight digit grid reference of the extremities of the drop zone.
6. Determine/Record the length, width, and gradient of the drop zone.
7. Describe the surface and trafficability of the drop zone.
8. Determine/Record eight digit locations and descriptions of obstructions.
9. Determine/Record the suitability and type of drop zone.
10. Determine/Record the eight digit location of vehicle exit points from the drop zone.
11. Describe the drop zone markings and provide their eight digit locations.
12. Provide a recommended direction of run-in and run-out tracks.
13. Provide a target approach point, as required.
14. Provide location and description of obstacles and hazards on the run-in and run-out track.
15. Provide frequencies to be used for ground-to-air communications.
16. Record known enemy positions.
17. Produce appropriate reports for enemy sightings.
18. Determine/Record weather data.
19. Record remarks.
20. Read report.
21. Identify key information.
22. Develop an assessment.
23. Annotate classification.
24. Ensure grammar is correct.
25. Ensure content is correct.
26. Submit for review.
27. Produce final document.

PREREQUISITE EVENTS: RECN-COLL-1007

REFERENCES:

1. AFI 13-217 Drop Zone and Landing Zone Operations
2. DIA Intelligence Writing Guide
3. FM 3-21.38 Pathfinder Operations

4. FM 5-430-00-2 Planning and Design of Roads, Airfields, and Heliports;VOL II
5. ICD 203 Intelligence Community Directive 203
6. ICD 206 Intelligence Community Directive 206
7. MCRP 2-25A Reconnaissance Reports Guide
8. MCWP 2-25 Ground Reconnaissance Operations
9. MCWP 2-6 Counterintelligence
10. TM 10091B/10092B-10/1 AN/PAS-13B(V)2 & 3 THERMAL SIGHT
11. TM 10091C/10092C-OR/1 AN/PAS-13D(V)2 & 3 THERMAL SIGHT
12. TM 10271A-10/1 Operator's Manual, Monocular NVD, AN/PVS-14
13. TM 10796-12&P Operators Manual for AN/PVS-17/17B/17C Miniature Night Sight
14. TM 10988B-IN/1 AN/PAS-22 Intermediate Maintenance Manual
15. TM 11064-OR Operator's Manual Rifle, Combat Optic (RCO)
16. TM 11085B-OR/1 Operators Manual for Sight, Night Vision Sniper Scope (AN/PVS-27)
17. TM 11237B-OR MRTB AN/PAS-28
18. TM 11304A-12/1 VECTOR-21 COMBINED LASER RANGE FINDER
19. TM 11499A-OR Operators Manual for the Individual Weapon Night Sight-Image Intensified (IWNS-I) AN/PVS-24A
20. TM 11545A-OR Operators Manual for the Individual Weapon Night Sight-Thermal (IWNS-T) AN/PAS-27
21. TM 11758A-OR SDO Operator's Manual
22. TM 11792A-OI Machinegun Day Optic, SU-260/P
23. TM 11901A-OR M71 SCOUT SNIPER OBSERVATION TELESCOPE

RECEN-COLL-2008: Produce a Flash/Action Report (FLASHREP)

EVALUATION-CODED: NO **SUSTAINMENT INTERVAL:** 12 months

MOS PERFORMING: 0307, 0321, 8403, 8427

BILLETS: Recon Man

GRADES: PVT, PFC, LCPL, CPL, SGT, SSGT, GYSGT, 2NDLT, 1STLT, CAPT, NV-SN, NV-PO-3, NV-PO-2, NV-PO-1, NV-CPO

INITIAL TRAINING SETTING: MOJT

CONDITION: Given classification guidelines, current intelligence situation, CCIRs, Flash/Action Report format, and FLASHREP reportable information.

STANDARD: Using technical means and based on the urgency of the information as dictated by the operational environment.

PERFORMANCE STEPS:

1. State the type of Flash/Action Report
2. Record Reporting Unit.
3. Record the date time group of the report and incident.
4. Record the names or other reports to reference.
5. Determine/Record the location of enemy and friendly units.
6. Describe the incident.
7. Describe the action taken by the reporting unit.

8. Record friendly casualties/missing.
9. Document enemy casualties/EPWs
10. Determine/Record the eight digit location of vehicle exit points from the drop zone.
11. Document any suspects.
12. Document any other indigenous detainees.
13. Document any weapons or equipment captured.
14. Document any friendly equipment missing, damaged, or destroyed.
15. Record remarks.
16. Read report.
17. Identify key information.
18. Develop an assessment.
19. Annotate classification.
20. Ensure grammar is correct.
21. Ensure content is correct.
22. Submit for review.
23. Produce final document.

PREREQUISITE EVENTS: RECN-COLL-1008

REFERENCES:

1. DIA Intelligence Writing Guide
2. ICD 203 Intelligence Community Directive 203
3. ICD 206 Intelligence Community Directive 206
4. MCRP 2-25A Reconnaissance Reports Guide
5. MCWP 2-25 Ground Reconnaissance Operations
6. MCWP 2-6 Counterintelligence
7. TM 10091B/10092B-10/1 AN/PAS-13B(V)2 & 3 THERMAL SIGHT
8. TM 10091C/10092C-OR/1 AN/PAS-13D(V)2 & 3 THERMAL SIGHT
9. TM 10271A-10/1 Operator's Manual, Monocular NVD, AN/PVS-14
10. TM 10796-12&P Operators Manual for AN/PVS-17/17B/17C Miniature Night Sight
11. TM 10988B-IN/1 AN/PAS-22 Intermediate Maintenance Manual
12. TM 11064-OR Operator's Manual Rifle, Combat Optic (RCO)
13. TM 11085B-OR/1 Operators Manual for Sight, Night Vision Sniper Scope (AN/PVS-27)
14. TM 11237B-OR MRTB AN/PAS-28
15. TM 11304A-12/1 VECTOR-21 COMBINED LASER RANGE FINDER
16. TM 11499A-OR Operators Manual for the Individual Weapon Night Sight-Image Intensified (IWNS-I) AN/PVS-24A
17. TM 11545A-OR Operators Manual for the Individual Weapon Night Sight-Thermal (IWNS-T) AN/PAS-27
18. TM 11758A-OR SDO Operator's Manual
19. TM 11792A-OI Machinegun Day Optic, SU-260/P
20. TM 11901A-OR M71 SCOUT SNIPER OBSERVATION TELESCOPE

RECN-COLL-2009: Produce a River Ford Report (FORDREP)

EVALUATION-CODED: NO

SUSTAINMENT INTERVAL: 12 months

MOS PERFORMING: 0307, 0321, 8403, 8427

BILLETS: Recon Man

GRADES: PVT, PFC, LCPL, CPL, SGT, SSGT, GYSGT, 2NDLT, 1STLT, CAPT, NV-SN, NV-PO-3, NV-PO-2, NV-PO-1

INITIAL TRAINING SETTING: MOJT

CONDITION: Given classification guidelines, current intelligence situation, CCIRs, River Ford Report format and FORDREP reportable information.

STANDARD: Using technical means and based on the urgency of the information as dictated by the operational environment.

PERFORMANCE STEPS:

1. Determine the units of measure to be used.
2. Record the Date Time Group that the reconnaissance was executed.
3. Determine/Record the eight digit grid reference of the desired fording site.
4. Determine/Record the capability level of the fording point.
5. Determine/Record the length of the ford.
6. Determine/Record the depth and velocity of the running water.
7. Determine/Record ford bottom composition.
8. Determine/Record gradient of the fords approach and exit.
9. Determine/Record the composition of the fords approach and exit.
10. Determine/Record the usable width of the approach and exit.
11. Record remarks.
12. Read report.
13. Identify key information.
14. Develop an assessment.
15. Annotate classification.
16. Ensure grammar is correct.
17. Ensure content is correct.
18. Submit for review.
19. Produce final document.

PREREQUISITE EVENTS: RECN-COLL-1009

REFERENCES:

1. DIA Intelligence Writing Guide
2. FM 3-34.170 Engineer Reconnaissance
3. ICD 203 Intelligence Community Directive 203
4. ICD 206 Intelligence Community Directive 206
5. MCRP 2-25A Reconnaissance Reports Guide
6. MCWP 2-25 Ground Reconnaissance Operations
7. MCWP 2-6 Counterintelligence
8. MCWP 3-13 Employment of Amphibious Assault Vehicles
9. TM 10091B/10092B-10/1 AN/PAS-13B(V)2 & 3 THERMAL SIGHT
10. TM 10091C/10092C-OR/1 AN/PAS-13D(V)2 & 3 THERMAL SIGHT
11. TM 10271A-10/1 Operator's Manual, Monocular NVD, AN/PVS-14
12. TM 10796-12&P Operators Manual for AN/PVS-17/17B/17C Miniature Night Sight
13. TM 10988B-IN/1 AN/PAS-22 Intermediate Maintenance Manual
14. TM 11064-OR Operator's Manual Rifle, Combat Optic (RCO)
15. TM 11085B-OR/1 Operators Manual for Sight, Night Vision Sniper Scope (AN/PVS-27)
16. TM 11237B-OR MRTB AN/PAS-28
17. TM 11304A-12/1 VECTOR-21 COMBINED LASER RANGE FINDER

18. TM 11499A-OR Operators Manual for the Individual Weapon Night Sight-Image Intensified (IWNS-I) AN/PVS-24A
 19. TM 11545A-OR Operators Manual for the Individual Weapon Night Sight-Thermal (IWNS-T) AN/PAS-27
 20. TM 11758A-OR SDO Operator's Manual
 21. TM 11901A-OR M71 SCOUT SNIPER OBSERVATION TELESCOPE
-

RECEN-COLL-2010: Produce a Helicopter Landing Site Report (HELLSREP)

EVALUATION-CODED: NO **SUSTAINMENT INTERVAL:** 1 month

MOS PERFORMING: 0307, 0321, 8403, 8427

BILLETS: Recon Man

GRADES: PVT, PFC, LCPL, CPL, SGT, SSGT, GYSGT, 2NDLT, 1STLT, CAPT, NV-SN, NV-PO-3, NV-PO-2, NV-PO-1, NV-CPO

INITIAL TRAINING SETTING: MOJT

CONDITION: Given classification guidelines, current intelligence situation, CCIRs, Helicopter Landing Site Report format and HELLSREP reportable information.

STANDARD: Using technical means and based on the urgency of the information as dictated by the operational environment.

PERFORMANCE STEPS:

1. Determine the units of measure to be used.
2. Record the Date Time Group that the reconnaissance was executed.
3. Determine/Record the orientation of the long axis of the landing site.
4. Determine/Record the number and size of the landing points.
5. Determine/Record the method of deplaning.
6. Determine/Record the depth the composition of the landing site surface.
7. Determine/Record the direction of approach and egress.
8. Determine/Record the wind direction and speed.
9. Determine/Record the approach angle.
10. Determine/Record the location and types of any recognition aides.
11. Determine/Record the location and description of landing aids.
12. Determine/Record cloud cover and estimated height above landing site.
13. Determine/Record the visibility and temperature.
14. Record known enemy positions.
15. Produce appropriate reports for enemy sightings.
16. Determine/Record the position of the reconnaissance team as required.
17. Determine/Record eight digit grid locations and descriptions of obstructions.
18. Determine/Record eight digit grid locations and descriptions of exits from the landing site.
19. Determine/Record obstructions to troop movement.
20. Record remarks.
21. Read report.
22. Identify key information.

23. Develop an assessment.
24. Annotate classification.
25. Ensure grammar is correct.
26. Ensure content is correct.
27. Submit for review.
28. Produce final document

PREREQUISITE EVENTS: RECN-COLL-1010

REFERENCES:

1. AFI 13-217 Drop Zone and Landing Zone Operations
2. DIA Intelligence Writing Guide
3. FM 3-21.38 Pathfinder Operations
4. FM 5-430-00-2 Planning and Design of Roads, Airfields, and Heliports;VOL II
5. ICD 203 Intelligence Community Directive 203
6. ICD 206 Intelligence Community Directive 206
7. MCRP 2-25A Reconnaissance Reports Guide
8. MCWP 2-25 Ground Reconnaissance Operations
9. MCWP 2-6 Counterintelligence
10. MCWP 3-11.4 Helicopterborne Operations
11. TM 10091B/10092B-10/1 AN/PAS-13B(V)2 & 3 THERMAL SIGHT
12. TM 10091C/10092C-OR/1 AN/PAS-13D(V)2 & 3 THERMAL SIGHT
13. TM 10271A-10/1 Operator's Manual, Monocular NVD, AN/PVS-14
14. TM 10796-12&P Operators Manual for AN/PVS-17/17B/17C Miniature Night Sight
15. TM 10988B-IN/1 AN/PAS-22 Intermediate Maintenance Manual
16. TM 11064-OR Operator's Manual Rifle, Combat Optic (RCO)
17. TM 11085B-OR/1 Operators Manual for Sight, Night Vision Sniper Scope (AN/PVS-27)
18. TM 11237B-OR MRTB AN/PAS-28
19. TM 11304A-12/1 VECTOR-21 COMBINED LASER RANGE FINDER
20. TM 11499A-OR Operators Manual for the Individual Weapon Night Sight-Image Intensified (IWNS-I) AN/PVS-24A
21. TM 11545A-OR Operators Manual for the Individual Weapon Night Sight-Thermal (IWNS-T) AN/PAS-27
22. TM 11758A-OR SDO Operator's Manual
23. TM 11792A-OI Machinegun Day Optic, SU-260/P
24. TM 11901A-OR M71 SCOUT SNIPER OBSERVATION TELESCOPE

RECN-COLL-2011: Produce a Hotel/Uniform/Tango Report (HUTREP)

EVALUATION-CODED: NO **SUSTAINMENT INTERVAL:** 12 months

MOS PERFORMING: 0307, 0321, 8403, 8427

BILLETS: Recon Man

GRADES: PVT, PFC, LCPL, CPL, SGT, SSGT, GYSGT, 2NDLT, 1STLT, CAPT, NV-SN, NV-PO-3, NV-PO-2, NV-PO-1, NV-CPO

INITIAL TRAINING SETTING: MOJT

CONDITION: Given classification guidelines, current intelligence situation, CCIRs, Hotel/Uniform/Tango Report format and HUTREP reportable information.

STANDARD: Using technical means and based on the urgency of the information as dictated by the operational environment.

PERFORMANCE STEPS:

1. Determine/Record the code name of the subject.
2. Determine/Record the status of the individual.
3. Determine/Record the sex of the individual.
4. Determine/Record the race of the individual.
5. Determine/Record the height of the individual.
6. Determine/Record the weight of the individual.
7. Determine/Record the hair description of the individual.
8. Determine/Record if the individual wears glasses.
9. Determine/Record the individuals type of facial hair, as required.
10. Describe the head gear worn by the individual.
11. Describe the shirt worn by the individual.
12. Describe the pants worn by the individual.
13. Describe the shoes worn by the individual.
14. Describe the weapon carried by the individual.
15. Describe the explosives carried by the individual.
16. Determine/Record if the individual is right or left handed.
17. Determine/Record if the individual is in restraints.
18. Describe the individuals condition.
19. Determine/Record the individuals location in reference to known points.
20. Describe the individuals behavior.
21. Describe the individuals distinguishing features.
22. Record remarks.
23. Read report.
24. Identify key information.
25. Develop an assessment.
26. Annotate classification.
27. Ensure grammar is correct.
28. Ensure content is correct.
29. Submit for review.
30. Produce final document

PREREQUISITE EVENTS: RECN-COLL-1011

REFERENCES:

1. DIA Intelligence Writing Guide
2. ICD 203 Intelligence Community Directive 203
3. ICD 206 Intelligence Community Directive 206
4. MCRP 2-25A Reconnaissance Reports Guide
5. MCWP 2-25 Ground Reconnaissance Operations
6. MCWP 2-6 Counterintelligence
7. TM 10091B/10092B-10/1 AN/PAS-13B(V)2 & 3 THERMAL SIGHT
8. TM 10091C/10092C-OR/1 AN/PAS-13D(V)2 & 3 THERMAL SIGHT
9. TM 10271A-10/1 Operator's Manual, Monocular NVD, AN/PVS-14
10. TM 10796-12&P Operators Manual for AN/PVS-17/17B/17C Miniature Night Sight
11. TM 10988B-IN/1 AN/PAS-22 Intermediate Maintenance Manual
12. TM 11064-OR Operator's Manual Rifle, Combat Optic (RCO)
13. TM 11085B-OR/1 Operators Manual for Sight, Night Vision Sniper Scope

- (AN/PVS-27)
14. TM 11237B-OR MRTB AN/PAS-28
 15. TM 11304A-12/1 VECTOR-21 COMBINED LASER RANGE FINDER
 16. TM 11499A-OR Operators Manual for the Individual Weapon Night Sight-Image Intensified (IWNS-I) AN/PVS-24A
 17. TM 11545A-OR Operators Manual for the Individual Weapon Night Sight-Thermal (IWNS-T) AN/PAS-27
 18. TM 11758A-OR SDO Operator's Manual
 19. TM 11792A-OI Machinegun Day Optic, SU-260/P
 20. TM 11901A-OR M71 SCOUT SNIPER OBSERVATION TELESCOPE
-

RECEN-COLL-2012: Produce a Meaconing, Intrusion, Jamming, and Interference Report (MEJIREP)

EVALUATION-CODED: NO **SUSTAINMENT INTERVAL:** 12 months

MOS PERFORMING: 0307, 0321, 8403, 8427

BILLETS: Recon Man

GRADES: PVT, PFC, LCPL, CPL, SGT, SSGT, GYSGT, 2NDLT, 1STLT, CAPT, NV-SN, NV-PO-3, NV-PO-2, NV-PO-1, NV-CPO

INITIAL TRAINING SETTING: MOJT

CONDITION: Given classification guidelines, current intelligence situation, CCIRs, Meaconing, Intrusion, Jamming, and Interference Report format and MEJIREP reportable information.

STANDARD: Using technical means and based on the urgency of the information as dictated by the operational environment.

PERFORMANCE STEPS:

1. Determine the type of report.
2. Determine/Record effects on station.
3. Determine/Record the patrols eight digit location.
4. Determine/Record the frequencies / channels affected.
5. Determine/Record the type of equipment affected.
6. Determine/Record the characteristics of the interference.
7. Determine/Record the strength of the interference.
8. Determine/Record the time the interference started.
9. Determine/Record the effectiveness of the interference.
10. Record remarks.
11. Read report.
12. Identify key information.
13. Develop an assessment.
14. Annotate classification.
15. Ensure grammar is correct.
16. Ensure content is correct.
17. Submit for review.
18. Produce final document

PREREQUISITE EVENTS: RECN-COLL-1012

REFERENCES:

1. DIA Intelligence Writing Guide
 2. ICD 203 Intelligence Community Directive 203
 3. ICD 206 Intelligence Community Directive 206
 4. MCRP 2-25A Reconnaissance Reports Guide
 5. MCWP 2-25 Ground Reconnaissance Operations
 6. MCWP 2-6 Counterintelligence
-

RECN-COLL-2013: Produce a Nuclear, Biological, and Chemical Report (NBCREP)

EVALUATION-CODED: NO **SUSTAINMENT INTERVAL:** 12 months

MOS PERFORMING: 0307, 0321, 8403, 8427

BILLETS: Recon Man

GRADES: PVT, PFC, LCPL, CPL, SGT, SSGT, GYSGT, 2NDLT, 1STLT, CAPT, NV-SN, NV-PO-3, NV-PO-2, NV-PO-1, NV-CPO

INITIAL TRAINING SETTING: MOJT

CONDITION: Given classification guidelines, current intelligence situation, CCIRs, Meaconing Nuclear, Biological, and Chemical Report format and NBCREP reportable information.

STANDARD: Using technical means and based on the urgency of the information as dictated by the operational environment.

PERFORMANCE STEPS:

1. Record the unit of measure to be utilized.
2. Record the eight digit location of the patrol.
3. Determine/Record the location of the attack.
4. Record the time the attack started.
5. Record the time the attack ended.
6. Determine/Record the eight digit location of the area being attacked.
7. Determine/Record the type of attack.
8. Determine/Record wind direction and velocity.
9. Determine/Record the type of agent used if possible.
10. Record remarks.
11. Read report.
12. Identify key information.
13. Develop an assessment.
14. Annotate classification.
15. Ensure grammar is correct.
16. Ensure content is correct.
17. Submit for review.
18. Produce final document

PREREQUISITE EVENTS: RECN-COLL-1013

REFERENCES:

1. DIA Intelligence Writing Guide
 2. ICD 203 Intelligence Community Directive 203
 3. ICD 206 Intelligence Community Directive 206
 4. MCRP 2-25A Reconnaissance Reports Guide
 5. MCWP 2-25 Ground Reconnaissance Operations
 6. MCWP 2-6 Counterintelligence
 7. TM 10091B/10092B-10/1 AN/PAS-13B(V)2 & 3 THERMAL SIGHT
 8. TM 10091C/10092C-OR/1 AN/PAS-13D(V)2 & 3 THERMAL SIGHT
 9. TM 10271A-10/1 Operator's Manual, Monocular NVD, AN/PVS-14
 10. TM 10796-12&P Operators Manual for AN/PVS-17/17B/17C Miniature Night Sight
 11. TM 10988B-IN/1 AN/PAS-22 Intermediate Maintenance Manual
 12. TM 11064-OR Operator's Manual Rifle, Combat Optic (RCO)
 13. TM 11085B-OR/1 Operators Manual for Sight, Night Vision Sniper Scope (AN/PVS-27)
 14. TM 11237B-OR MRTB AN/PAS-28
 15. TM 11304A-12/1 VECTOR-21 COMBINED LASER RANGE FINDER
 16. TM 11499A-OR Operators Manual for the Individual Weapon Night Sight-Image Intensified (IWNS-I) AN/PVS-24A
 17. TM 11545A-OR Operators Manual for the Individual Weapon Night Sight-Thermal (IWNS-T) AN/PAS-27
 18. TM 11758A-OR SDO Operator's Manual
 19. TM 11792A-OI Machinegun Day Optic, SU-260/P
 20. TM 11901A-OR M71 SCOUT SNIPER OBSERVATION TELESCOPE
-

RECN-COLL-2014: Produce a Photo Log Report (PHOTOLOG)

EVALUATION-CODED: NO **SUSTAINMENT INTERVAL:** 12 months

MOS PERFORMING: 0307, 0321, 8403, 8427

BILLETS: Recon Man

GRADES: PVT, PFC, LCPL, CPL, SGT, SSGT, GYSGT, 2NDLT, 1STLT, CAPT, NV-SN, NV-PO-3, NV-PO-2, NV-PO-1, NV-CPO

INITIAL TRAINING SETTING: MOJT

CONDITION: Given classification guidelines, current intelligence situation, CCIRs, Photo Log Report format and PHOTOLOG reportable information.

STANDARD: Using technical means and based on the urgency of the information as dictated by the operational environment.

PERFORMANCE STEPS:

1. Record the primary subject of the photo.
2. Determine/Record the azimuth and distance to the target from the photographer.
3. Determine/Record the photographers eight digit grid location.
4. Record the Date Time Group that the photo was taken.
5. Record who took the photo.
6. Description of the location where the photo was taken.

7. Record remarks.
8. Read report.
9. Identify key information.
10. Develop an assessment.
11. Annotate classification.
12. Ensure grammar is correct.
13. Ensure content is correct.
14. Submit for review.
15. Produce final document

PREREQUISITE EVENTS: RECN-COLL-1014

REFERENCES:

1. DIA Intelligence Writing Guide
2. ICD 203 Intelligence Community Directive 203
3. ICD 206 Intelligence Community Directive 206
4. MCRP 2-25A Reconnaissance Reports Guide
5. MCWP 2-25 Ground Reconnaissance Operations
6. MCWP 2-6 Counterintelligence
7. TM 10091B/10092B-10/1 AN/PAS-13B(V)2 & 3 THERMAL SIGHT
8. TM 10091C/10092C-OR/1 AN/PAS-13D(V)2 & 3 THERMAL SIGHT
9. TM 10271A-10/1 Operator's Manual, Monocular NVD, AN/PVS-14
10. TM 10796-12&P Operators Manual for AN/PVS-17/17B/17C Miniature Night Sight
11. TM 10988B-IN/1 AN/PAS-22 Intermediate Maintenance Manual
12. TM 11064-OR Operator's Manual Rifle, Combat Optic (RCO)
13. TM 11085B-OR/1 Operators Manual for Sight, Night Vision Sniper Scope (AN/PVS-27)
14. TM 11237B-OR MRTB AN/PAS-28
15. TM 11304A-12/1 VECTOR-21 COMBINED LASER RANGE FINDER
16. TM 11499A-OR Operators Manual for the Individual Weapon Night Sight-Image Intensified (IWNS-I) AN/PVS-24A
17. TM 11545A-OR Operators Manual for the Individual Weapon Night Sight-Thermal (IWNS-T) AN/PAS-27
18. TM 11758A-OR SDO Operator's Manual
19. TM 11792A-OI Machinegun Day Optic, SU-260/P
20. TM 11901A-OR M71 SCOUT SNIPER OBSERVATION TELESCOPE

RECN-COLL-2015: Produce a Railroad Reconnaissance Report (RAILREP)

EVALUATION-CODED: NO

SUSTAINMENT INTERVAL: 12 months

MOS PERFORMING: 0307, 0321, 8403, 8427

BILLETS: Recon Man

GRADES: PVT, PFC, LCPL, CPL, SGT, SSGT, GYSGT, 2NDLT, 1STLT, CAPT, NV-SN, NV-PO-3, NV-PO-2, NV-PO-1, NV-CPO

INITIAL TRAINING SETTING: MOJT

CONDITION: Given classification guidelines, current intelligence situation, CCIRs, Railroad Reconnaissance Report format and RAILREP reportable

information.

STANDARD: Using technical means and based on the urgency of the information as dictated by the operational environment.

PERFORMANCE STEPS:

1. Record the unit of measure to be utilized.
2. Record the Date Time Group the reconnaissance was conducted.
3. Determine/Record the eight digit grid location for the start and end points of the railway section reported on.
4. Determine/Record the military classification as required.
5. Determine/Record the length of the rails and the number of ties.
6. Determine/Record the track gauge.
7. Determine/Record the track width.
8. Determine/Record the composition of the railroad bed.
9. Determine/Record the gradient.
10. Determine/Record the condition of the railway.
11. Determine/Record track constrictions.
12. Determine/Record the eight digit grid locations of the switching stations within the area reconnoitered.
13. Record all activity on the railroad track.
14. Record remarks.
15. Read report.
16. Identify key information.
17. Develop an assessment.
18. Annotate classification.
19. Ensure grammar is correct.
20. Ensure content is correct.
21. Submit for review.
22. Produce final document

PREREQUISITE EVENTS: REC-COLL-1015

REFERENCES:

1. DIA Intelligence Writing Guide
2. FM 3-34.170 Engineer Reconnaissance
3. ICD 203 Intelligence Community Directive 203
4. ICD 206 Intelligence Community Directive 206
5. MCRP 2-25A Reconnaissance Reports Guide
6. MCWP 2-25 Ground Reconnaissance Operations
7. MCWP 2-6 Counterintelligence
8. TM 10091B/10092B-10/1 AN/PAS-13B(V)2 & 3 THERMAL SIGHT
9. TM 10091C/10092C-OR/1 AN/PAS-13D(V)2 & 3 THERMAL SIGHT
10. TM 10271A-10/1 Operator's Manual, Monocular NVD, AN/PVS-14
11. TM 10796-12&P Operators Manual for AN/PVS-17/17B/17C Miniature Night Sight
12. TM 10988B-IN/1 AN/PAS-22 Intermediate Maintenance Manual
13. TM 11064-OR Operator's Manual Rifle, Combat Optic (RCO)
14. TM 11085B-OR/1 Operators Manual for Sight, Night Vision Sniper Scope (AN/PVS-27)
15. TM 11237B-OR MRTB AN/PAS-28
16. TM 11304A-12/1 VECTOR-21 COMBINED LASER RANGE FINDER
17. TM 11499A-OR Operators Manual for the Individual Weapon Night Sight-Image Intensified (IWNS-I) AN/PVS-24A
18. TM 11545A-OR Operators Manual for the Individual Weapon Night Sight-

- Thermal (IWNS-T) AN/PAS-27
19. TM 11758A-OR SDO Operator's Manual
20. TM 11792A-OI Machinegun Day Optic, SU-260/P
21. TM 11901A-OR M71 SCOUT SNIPER OBSERVATION TELESCOPE
-

RECN-COLL-2016: Produce a Route and Road Report (ROUTEREP)

EVALUATION-CODED: NO **SUSTAINMENT INTERVAL:** 12 months

MOS PERFORMING: 0307, 0321, 8403, 8427

BILLETS: Recon Man

GRADES: PVT, PFC, LCPL, CPL, SGT, SSGT, GYSGT, 2NDLT, 1STLT, CAPT, NV-SN, NV-PO-3, NV-PO-2, NV-PO-1, NV-CPO

INITIAL TRAINING SETTING: MOJT

CONDITION: Given classification guidelines, current intelligence situation, CCIRs, Route and Road Report format and ROUTEREP reportable information.

STANDARD: Using technical means and based on the urgency of the information as dictated by the operational environment.

PERFORMANCE STEPS:

1. Record the unit of measure to be utilized.
2. Determine/Record the eight digit grid location for the start and end points of the route to be reported on.
3. Determine/Record the type of route.
4. Determine/Record the military classification as required.
5. Determine/Record the width of the route.
6. Determine/Record the eight digit grid location and description of any route constrictions.
7. Determine/Record the available concealment from the air for any units traveling the route.
8. Determine/Record any special considerations associated with the route.
9. Record remarks.
10. Read report.
11. Identify key information.
12. Develop an assessment.
13. Annotate classification.
14. Ensure grammar is correct.
15. Ensure content is correct.
16. Ensure content is correct.
17. Produce final document

PREREQUISITE EVENTS: RECN-COLL-1016

REFERENCES:

1. DIA Intelligence Writing Guide
2. FM 3-34.170 Engineer Reconnaissance
3. ICD 203 Intelligence Community Directive 203

4. ICD 206 Intelligence Community Directive 206
5. MCRP 2-25A Reconnaissance Reports Guide
6. MCWP 2-25 Ground Reconnaissance Operations
7. MCWP 2-6 Counterintelligence
8. TM 10091B/10092B-10/1 AN/PAS-13B(V)2 & 3 THERMAL SIGHT
9. TM 10091C/10092C-OR/1 AN/PAS-13D(V)2 & 3 THERMAL SIGHT
10. TM 10271A-10/1 Operator's Manual, Monocular NVD, AN/PVS-14
11. TM 10796-12&P Operators Manual for AN/PVS-17/17B/17C Miniature Night Sight
12. TM 10988B-IN/1 AN/PAS-22 Intermediate Maintenance Manual
13. TM 11064-OR Operator's Manual Rifle, Combat Optic (RCO)
14. TM 11085B-OR/1 Operators Manual for Sight, Night Vision Sniper Scope (AN/PVS-27)
15. TM 11237B-OR MRTB AN/PAS-28
16. TM 11304A-12/1 VECTOR-21 COMBINED LASER RANGE FINDER
17. TM 11499A-OR Operators Manual for the Individual Weapon Night Sight-Image Intensified (IWNS-I) AN/PVS-24A
18. TM 11545A-OR Operators Manual for the Individual Weapon Night Sight-Thermal (IWNS-T) AN/PAS-27
19. TM 11758A-OR SDO Operator's Manual
20. TM 11792A-OI Machinegun Day Optic, SU-260/P
21. TM 11901A-OR M71 SCOUT SNIPER OBSERVATION TELESCOPE

RECN-COLL-2017: Produce a SALUTE Report (SALUTEREP)

EVALUATION-CODED: NO **SUSTAINMENT INTERVAL:** 12 months

MOS PERFORMING: 0307, 0321, 8403, 8427

BILLETTS: Recon Man

GRADES: PVT, PFC, LCPL, CPL, SGT, SSGT, GYSGT, 2NDLT, 1STLT, CAPT, NV-SN, NV-PO-3, NV-PO-2, NV-PO-1, NV-CPO

INITIAL TRAINING SETTING: MOJT

CONDITION: Given classification guidelines, current intelligence situation, CCIRs, SALUTE Report format and SALUTEREP reportable information.

STANDARD: Using technical means and based on the urgency of the information as dictated by the operational environment.

PERFORMANCE STEPS:

1. Determine/Record enemy size observed.
2. Determine/Record enemy activity observed.
3. Determine/Record the eight digit grid location of the enemy.
4. Determine/Record enemy unit observed.
5. Determine/Record the Date Time Group of observation.
6. Determine/Record enemy equipment observed.
7. Record remarks.
8. Read report.
9. Identify key information.
10. Develop an assessment.

11. Annotate classification.
12. Ensure grammar is correct.
13. Ensure content is correct.
14. Submit for review.
15. Produce final document

PREREQUISITE EVENTS: RECN-COLL-1017

REFERENCES:

1. DIA Intelligence Writing Guide
2. ICD 203 Intelligence Community Directive 203
3. ICD 206 Intelligence Community Directive 206
4. MCRP 2-25A Reconnaissance Reports Guide
5. MCWP 2-25 Ground Reconnaissance Operations
6. MCWP 2-6 Counterintelligence
7. TM 10091B/10092B-10/1 AN/PAS-13B(V)2 & 3 THERMAL SIGHT
8. TM 10091C/10092C-OR/1 AN/PAS-13D(V)2 & 3 THERMAL SIGHT
9. TM 10271A-10/1 Operator's Manual, Monocular NVD, AN/PVS-14
10. TM 10796-12&P Operators Manual for AN/PVS-17/17B/17C Miniature Night Sight
11. TM 10988B-IN/1 AN/PAS-22 Intermediate Maintenance Manual
12. TM 11064-OR Operator's Manual Rifle, Combat Optic (RCO)
13. TM 11085B-OR/1 Operators Manual for Sight, Night Vision Sniper Scope (AN/PVS-27)
14. TM 11237B-OR MRTB AN/PAS-28
15. TM 11304A-12/1 VECTOR-21 COMBINED LASER RANGE FINDER
16. TM 11499A-OR Operators Manual for the Individual Weapon Night Sight-Image Intensified (IWNS-I) AN/PVS-24A
17. TM 11545A-OR Operators Manual for the Individual Weapon Night Sight-Thermal (IWNS-T) AN/PAS-27
18. TM 11758A-OR SDO Operator's Manual
19. TM 11792A-OI Machinegun Day Optic, SU-260/P
20. TM 11901A-OR M71 SCOUT SNIPER OBSERVATION TELESCOPE

SUPPORT REQUIREMENTS:

ROOMS/BUILDINGS: Classroom.

-
- **RECN-COLL-2018:** Produce a Standard Shelling, Mortar, or Bombing Report (SHELLREP) (MORTREP) (BOMREP)

EVALUATION-CODED: NO

SUSTAINMENT INTERVAL: 12 months

MOS PERFORMING: 0307, 0321, 8403, 8427

BILLETS: Recon Man

GRADES: PVT, PFC, LCPL, CPL, SGT, GYSGT, 2NDLT, 1STLT, CAPT, NV-SN, NV-PO-3, NV-PO-2, NV-PO-1, NV-CPO

INITIAL TRAINING SETTING: MOJT

CONDITION: Given classification guidelines, current intelligence situation, CCIRs, Standard Shelling, Mortar, or Bombing Report format and (SHELLREP) (MORTREP) (BOMREP) reportable information.

STANDARD: Using technical means and based on the urgency of the information as dictated by the operational environment.

PERFORMANCE STEPS:

1. Record the unit of measure to be utilized.
2. Determine/Record the eight digit grid location of the observer.
3. Determine/Record the bearing of flash or sound.
4. Record the bombing/shelling began.
5. Record the bombing/shelling ended.
6. Determine/Record the purpose for which the fire being reported on is being used.
7. Determine/Record the caliber or size of ordnance being fired, if possible.
8. Determine/Record the time of flash to bang.
9. Record battle damage assessment.
10. Record remarks.
11. Read report.
12. Identify key information.
13. Develop an assessment.
14. Annotate classification.
15. Ensure grammar is correct.
16. Ensure content is correct.
17. Submit for review.
18. Produce final document

PREREQUISITE EVENTS: RECN-COLL-1018

REFERENCES:

1. DIA Intelligence Writing Guide
2. ICD 203 Intelligence Community Directive 203
3. ICD 206 Intelligence Community Directive 206
4. MCRP 2-25A Reconnaissance Reports Guide
5. MCWP 2-25 Ground Reconnaissance Operations
6. MCWP 2-6 Counterintelligence
7. TM 10091B/10092B-10/1 AN/PAS-13B(V)2 & 3 THERMAL SIGHT
8. TM 10091C/10092C-OR/1 AN/PAS-13D(V)2 & 3 THERMAL SIGHT
9. TM 10271A-10/1 Operator's Manual, Monocular NVD, AN/PVS-14
10. TM 10796-12&P Operators Manual for AN/PVS-17/17B/17C Miniature Night Sight
11. TM 10988B-IN/1 AN/PAS-22 Intermediate Maintenance Manual
12. TM 11064-OR Operator's Manual Rifle, Combat Optic (RCO)
13. TM 11085B-OR/1 Operators Manual for Sight, Night Vision Sniper Scope (AN/PVS-27)
14. TM 11237B-OR MRTB AN/PAS-28
15. TM 11304A-12/1 VECTOR-21 COMBINED LASER RANGE FINDER
16. TM 11499A-OR Operators Manual for the Individual Weapon Night Sight-Image Intensified (IWNS-I) AN/PVS-24A
17. TM 11545A-OR Operators Manual for the Individual Weapon Night Sight-Thermal (IWNS-T) AN/PAS-27
18. TM 11758A-OR SDO Operator's Manual
19. TM 11792A-OI Machinegun Day Optic, SU-260/P
20. TM 11901A-OR M71 SCOUT SNIPER OBSERVATION TELESCOPE

RECN-COLL-2019: Produce a Situation Report (SITREP)

EVALUATION-CODED: NO **SUSTAINMENT INTERVAL:** 12 months

MOS PERFORMING: 0307, 0321, 8403, 8427

BILLETS: Recon Man

GRADES: PVT, PFC, LCPL, CPL, SGT, SSGT, GYSGT, 2NDLT, 1STLT, CAPT, NV-SN, NV-PO-3, NV-PO-2, NV-PO-1, NV-CPO

INITIAL TRAINING SETTING: MOJT

CONDITION: Given classification guidelines, current intelligence situation, CCIRs, Situation Report format and SITREP reportable information.

STANDARD: Using technical means and based on the urgency of the information as dictated by the operational environment.

PERFORMANCE STEPS:

1. Record the Date Time Group of the report.
2. Determine/Record the eight digit grid location of the patrol.
3. Record activities conducted since last report.
4. Determine/Record actions planned for the next 12 hour period.
5. Determine/Record logistical requirements.
6. Record personnel casualties since last situation report.
7. Record remarks.
8. Read report.
9. Identify key information.
10. Develop an assessment.
11. Annotate classification.
12. Ensure grammar is correct.
13. Ensure content is correct.
14. Submit for review.
15. Produce final document

PREREQUISITE EVENTS: RECN-COLL-1019

REFERENCES:

1. DIA Intelligence Writing Guide
2. ICD 203 Intelligence Community Directive 203
3. ICD 206 Intelligence Community Directive 206
4. MCRP 2-25A Reconnaissance Reports Guide
5. MCWP 2-25 Ground Reconnaissance Operations
6. MCWP 2-6 Counterintelligence
7. TM 10091B/10092B-10/1 AN/PAS-13B(V)2 & 3 THERMAL SIGHT
8. TM 10091C/10092C-OR/1 AN/PAS-13D(V)2 & 3 THERMAL SIGHT
9. TM 10271A-10/1 Operator's Manual, Monocular NVD, AN/PVS-14
10. TM 10796-12&P Operators Manual for AN/PVS-17/17B/17C Miniature Night Sight
11. TM 10988B-IN/1 AN/PAS-22 Intermediate Maintenance Manual
12. TM 11064-OR Operator's Manual Rifle, Combat Optic (RCO)
13. TM 11085B-OR/1 Operators Manual for Sight, Night Vision Sniper Scope (AN/PVS-27)
14. TM 11237B-OR MRTB AN/PAS-28

15. TM 11304A-12/1 VECTOR-21 COMBINED LASER RANGE FINDER
 16. TM 11499A-OR Operators Manual for the Individual Weapon Night Sight-Image Intensified (IWNS-I) AN/PVS-24A
 17. TM 11545A-OR Operators Manual for the Individual Weapon Night Sight-Thermal (IWNS-T) AN/PAS-27
 18. TM 11758A-OR SDO Operator's Manual
 19. TM 11792A-OI Machinegun Day Optic, SU-260/P
 20. TM 11901A-OR M71 SCOUT SNIPER OBSERVATION TELESCOPE
-

RECN-COLL-2020: Produce a Enemy Sighting Report (SPOTREP)

EVALUATION-CODED: NO SUSTAINMENT INTERVAL: 12 months

MOS PERFORMING: 0307, 0321, 8403, 8427

BILLETS: Recon Man

GRADES: PVT, PFC, LCPL, CPL, SGT, SSGT, GYSGT, 2NDLT, 1STLT, CAPT, NV-SN, NV-PO-3, NV-PO-2, NV-PO-1, NV-CPO

INITIAL TRAINING SETTING: MOJT

CONDITION: Given classification guidelines, current intelligence situation, CCIRs, Enemy Sighting Report format and SPOTREP reportable information.

STANDARD: Using technical means and based on the urgency of the information as dictated by the operational environment.

PERFORMANCE STEPS:

1. Record the unit of measure to be utilized.
2. Record the number and type of enemy.
3. Record the type of enemy activity.
4. Determine/Record the eight digit grid of the enemy unit.
5. Determine/Record the identification of the enemy unit or describe the unit.
6. Record the Date Time Group of the sighting.
7. Determine/Record the identity or description of any weapons or equipment observed.
8. Record remarks.
9. Read report.
10. Identify key information.
11. Develop an assessment.
12. Annotate classification.
13. Ensure grammar is correct.
14. Ensure content is correct.
15. Submit for review.
16. Produce final document

PREREQUISITE EVENTS: RECN-COLL-1020

REFERENCES:

1. DIA Intelligence Writing Guide

2. ICD 203 Intelligence Community Directive 203
3. ICD 206 Intelligence Community Directive 206
4. MCRP 2-25A Reconnaissance Reports Guide
5. MCWP 2-25 Ground Reconnaissance Operations
6. MCWP 2-6 Counterintelligence
7. TM 10091B/10092B-10/1 AN/PAS-13B(V)2 & 3 THERMAL SIGHT
8. TM 10091C/10092C-OR/1 AN/PAS-13D(V)2 & 3 THERMAL SIGHT
9. TM 10271A-10/1 Operator's Manual, Monocular NVD, AN/PVS-14
10. TM 10796-12&P Operators Manual for AN/PVS-17/17B/17C Miniature Night Sight
11. TM 10988B-IN/1 AN/PAS-22 Intermediate Maintenance Manual
12. TM 11064-OR Operator's Manual Rifle, Combat Optic (RCO)
13. TM 11085B-OR/1 Operators Manual for Sight, Night Vision Sniper Scope (AN/PVS-27)
14. TM 11237B-OR MRTB AN/PAS-28
15. TM 11304A-12/1 VECTOR-21 COMBINED LASER RANGE FINDER
16. TM 11499A-OR Operators Manual for the Individual Weapon Night Sight-Image Intensified (IWNS-I) AN/PVS-24A
17. TM 11545A-OR Operators Manual for the Individual Weapon Night Sight-Thermal (IWNS-T) AN/PAS-27
18. TM 11758A-OR SDO Operator's Manual
19. TM 11792A-OI Machinegun Day Optic, SU-260/P
20. TM 11901A-OR M71 SCOUT SNIPER OBSERVATION TELESCOPE

RECN-COLL-2021: Produce a Surf Observation Report (SURFREP)

EVALUATION-CODED: NO **SUSTAINMENT INTERVAL:** 12 months

MOS PERFORMING: 0307, 0321, 8403, 8427

BILLETS: Recon Man

GRADES: PVT, PFC, LCPL, CPL, SGT, SSGT, GYSGT, 2NDLT, 1STLT, CAPT, NV-SN, NV-PO-3, NV-PO-2, NV-PO-1, NV-CPO

INITIAL TRAINING SETTING: MOJT

CONDITION: Given classification guidelines, current intelligence situation, CCIRs, Surf Observation Report format and SURFREP reportable information.

STANDARD: Using technical means and based on the urgency of the information as dictated by the operational environment.

PERFORMANCE STEPS:

1. Record the unit of measure to be utilized.
2. Record the Date Time Group when the reconnaissance was completed.
3. Determine/Record the significant breaker height.
4. Determine/Record maximum breaker height.
5. Determine/Record the time between breakers to the nearest half second.
6. Determine/Record the number and type of breakers within a ten minute period.
7. Determine/Record the angle/direction between the breaking lines and the shore line to the nearest 5 degrees.

8. Determine/Record the littoral drift.
9. Determine/Record the number of well defined breaker lines and the width of the surf zone.
10. Record remarks.
11. Read report.
12. Identify key information.
13. Develop an assessment.
14. Annotate classification.
15. Ensure grammar is correct.
16. Ensure content is correct.
17. Submit for review.
18. Produce final document

PREREQUISITE EVENTS: RECN-COLL-1021

REFERENCES:

1. DIA Intelligence Writing Guide
2. ICD 203 Intelligence Community Directive 203
3. ICD 206 Intelligence Community Directive 206
4. MCRP 2-25A Reconnaissance Reports Guide
5. MCWP 2-25 Ground Reconnaissance Operations
6. MCWP 2-6 Counterintelligence
7. MCWP 3-13 Employment of Amphibious Assault Vehicles
8. TM 10091B/10092B-10/1 AN/PAS-13B(V)2 & 3 THERMAL SIGHT
9. TM 10091C/10092C-OR/1 AN/PAS-13D(V)2 & 3 THERMAL SIGHT
10. TM 10271A-10/1 Operator's Manual, Monocular NVD, AN/PVS-14
11. TM 10796-12&P Operators Manual for AN/PVS-17/17B/17C Miniature Night Sight
12. TM 10988B-IN/1 AN/PAS-22 Intermediate Maintenance Manual
13. TM 11064-OR Operator's Manual Rifle, Combat Optic (RCO)
14. TM 11085B-OR/1 Operators Manual for Sight, Night Vision Sniper Scope (AN/PVS-27)
15. TM 11237B-OR MRTB AN/PAS-28
16. TM 11304A-12/1 VECTOR-21 COMBINED LASER RANGE FINDER
17. TM 11499A-OR Operators Manual for the Individual Weapon Night Sight-Image Intensified (IWNS-I) AN/PVS-24A
18. TM 11545A-OR Operators Manual for the Individual Weapon Night Sight-Thermal (IWNS-T) AN/PAS-27
19. TM 11758A-OR SDO Operator's Manual
20. TM 11792A-OI Machinegun Day Optic, SU-260/P
21. TM 11901A-OR M71 SCOUT SNIPER OBSERVATION TELESCOPE

RECN-COLL-2022: Produce a Tunnel Report (TUNNELREP)

EVALUATION-CODED: NO **SUSTAINMENT INTERVAL:** 12 months

MOS PERFORMING: 0307, 0321, 8403, 8427

BILLETS: Recon Man

GRADES: PVT, PFC, LCPL, CPL, SGT, SSGT, GYSGT, 2NDLT, 1STLT, CAPT, NV-SN, NV-PO-3, NV-PO-2, NV-PO-1, NV-CPO

INITIAL TRAINING SETTING: MOJT

CONDITION: Given classification guidelines, current intelligence situation, CCIRs, Tunnel Report format and TUNNELREP reportable information

STANDARD: Using technical means and based on the urgency of the information as dictated by the operational environment.

PERFORMANCE STEPS:

1. Record the unit of measure to be utilized.
2. Record the Date Time Group when the reconnaissance was completed.
3. Determine/Record the eight digit grid location.
4. Determine/Record the engineering classification of the tunnel, as required.
5. Determine/Record the length and condition of the tunnel.
6. Determine/Record the horizontal clearance of the tunnel.
7. Determine/Record the width of the traveled way.
8. Determine/Record the overhead clearance.
9. Determine/Record the gradient of the tunnel.
10. Determine/Record the intended use of the tunnel.
11. Determine/Record the eight digit grid location and bypass potential of all bypasses.
12. Determine/Record the construction material of the tunnel.
13. Record remarks.
14. Read report.
15. Identify key information.
16. Develop an assessment.
17. Annotate classification.
18. Ensure grammar is correct.
19. Ensure content is correct.
20. Submit for review.
21. Produce final document

PREREQUISITE EVENTS: RECN-COLL-1022

REFERENCES:

1. DIA Intelligence Writing Guide
2. FM 3-34.170 Engineer Reconnaissance
3. ICD 203 Intelligence Community Directive 203
4. ICD 206 Intelligence Community Directive 206
5. MCRP 2-25A Reconnaissance Reports Guide
6. MCWP 2-25 Ground Reconnaissance Operations
7. MCWP 2-6 Counterintelligence
8. TM 10091B/10092B-10/1 AN/PAS-13B(V)2 & 3 THERMAL SIGHT
9. TM 10091C/10092C-OR/1 AN/PAS-13D(V)2 & 3 THERMAL SIGHT
10. TM 10271A-10/1 Operator's Manual, Monocular NVD, AN/PVS-14
11. TM 10796-12&P Operators Manual for AN/PVS-17/17B/17C Miniature Night Sight
12. TM 10988B-IN/1 AN/PAS-22 Intermediate Maintenance Manual
13. TM 11064-OR Operator's Manual Rifle, Combat Optic (RCO)
14. TM 11085B-OR/1 Operators Manual for Sight, Night Vision Sniper Scope (AN/PVS-27)
15. TM 11237B-OR MRTB AN/PAS-28
16. TM 11304A-12/1 VECTOR-21 COMBINED LASER RANGE FINDER
17. TM 11499A-OR Operators Manual for the Individual Weapon Night Sight-Image

- Intensified (IWNS-I) AN/PVS-24A
18. TM 11545A-OR Operators Manual for the Individual Weapon Night Sight-Thermal (IWNS-T) AN/PAS-27
 19. TM 11758A-OR SDO Operator's Manual
 20. TM 11792A-OI Machinegun Day Optic, SU-260/P
 21. TM 11901A-OR M71 SCOUT SNIPER OBSERVATION TELESCOPE
-

RECN-COLL-2023: Produce a Weather Report (WXREP)

EVALUATION-CODED: NO **SUSTAINMENT INTERVAL:** 12 months

MOS PERFORMING: 0307, 0321, 8403, 8427

BILLETS: Recon Man

GRADES: PVT, PFC, LCPL, CPL, SGT, SSGT, GYSGT, 2NDLT, 1STLT, CAPT, NV-SN, NV-PO-3, NV-PO-2, NV-PO-1, NV-CPO

INITIAL TRAINING SETTING: MOJT

CONDITION: Given classification guidelines, current intelligence situation, CCIRs, Weather Report format and WXREP reportable information.

STANDARD: Using technical means and based on the urgency of the information as dictated by the operational environment.

PERFORMANCE STEPS:

1. Record the Date Time period when the observations were made.
2. Record the Date Time Group of BMNT.
3. Record the Date Time Group of sunrise.
4. Record the Date Time Group of sunset.
5. Record the Date Time Group of EENT.
6. Record the Date Time Group of moon rise.
7. Record the Date Time Group of moon set.
8. Record moon phase.
9. Record the Date Time Groups for when Night Vision Devices begin and cease to be useful.
10. Record the distance of visibility.
11. Determine/Record the cloud ceiling above ground level.
12. Determine/Record the wind direction.
13. Record the Date Time Groups for high and low tide, as required.
14. Determine/Record the sea state, as required.
15. Record remarks.
16. Read report.
17. Identify key information.
18. Develop an assessment.
19. Annotate classification.
20. Ensure grammar is correct.
21. Ensure content is correct.
22. Submit for review.
23. Produce final document

PREREQUISITE EVENTS: RECN-COLL-1023

REFERENCES:

1. DIA Intelligence Writing Guide
2. ICD 203 Intelligence Community Directive 203
3. ICD 206 Intelligence Community Directive 206
4. MCRP 2-25A Reconnaissance Reports Guide
5. MCWP 2-25 Ground Reconnaissance Operations
6. MCWP 2-6 Counterintelligence
7. TM 10091B/10092B-10/1 AN/PAS-13B(V)2 & 3 THERMAL SIGHT
8. TM 10091C/10092C-OR/1 AN/PAS-13D(V)2 & 3 THERMAL SIGHT
9. TM 10271A-10/1 Operator's Manual, Monocular NVD, AN/PVS-14
10. TM 10796-12&P Operators Manual for AN/PVS-17/17B/17C Miniature Night Sight
11. TM 10988B-IN/1 AN/PAS-22 Intermediate Maintenance Manual
12. TM 11064-OR Operator's Manual Rifle, Combat Optic (RCO)
13. TM 11085B-OR/1 Operators Manual for Sight, Night Vision Sniper Scope (AN/PVS-27)
14. TM 11237B-OR MRTB AN/PAS-28
15. TM 11304A-12/1 VECTOR-21 COMBINED LASER RANGE FINDER
16. TM 11499A-OR Operators Manual for the Individual Weapon Night Sight-Image Intensified (IWNS-I) AN/PVS-24A
17. TM 11545A-OR Operators Manual for the Individual Weapon Night Sight-Thermal (IWNS-T) AN/PAS-27
18. TM 11758A-OR SDO Operator's Manual
19. TM 11792A-OI Machinegun Day Optic, SU-260/P
20. TM 11901A-OR M71 SCOUT SNIPER OBSERVATION TELESCOPE

RECN-COLL-2024: Conduct a combat assessment

EVALUATION-CODED: NO

SUSTAINMENT INTERVAL: 12 months

MOS PERFORMING: 0307, 0321, 8403, 8427

BILLETS: Recon Man

GRADES: PVT, PFC, LCPL, CPL, SGT, SSGT, GYSGT, 2NDLT, 1STLT, CAPT, NV-SN, NV-PO-3, NV-PO-2, NV-PO-1, NV-CPO

INITIAL TRAINING SETTING: MOJT

CONDITION: Given an objective that has been prosecuted by fires.

STANDARD: By determining overall effectiveness of force employment in military operations.

PERFORMANCE STEPS:

1. Conduct Battle Damage Assessment (BDA).
2. Conduct munitions effects assessment.
3. Determine re-attack recommendation.
4. Report overall effectiveness of force employment.

REFERENCES:

1. JP 3-09.3 Close Air Support
 2. MCWP 2-25 Ground Reconnaissance Operations
 3. MCWP 3-16.6A Supporting Arms Observer, Spotter and Controller (FMFM 6-8)
 4. TM 10091B/10092B-10/1 AN/PAS-13B(V)2 & 3 THERMAL SIGHT
 5. TM 10091C/10092C-OR/1 AN/PAS-13D(V)2 & 3 THERMAL SIGHT
 6. TM 10271A-10/1 Operator's Manual, Monocular NVD, AN/PVS-14
 7. TM 10796-12&P Operators Manual for AN/PVS-17/17B/17C Miniature Night Sight
 8. TM 10988B-IN/1 AN/PAS-22 Intermediate Maintenance Manual
 9. TM 11064-OR Operator's Manual Rifle, Combat Optic (RCO)
 10. TM 11085B-OR/1 Operators Manual for Sight, Night Vision Sniper Scope (AN/PVS-27)
 11. TM 11237B-OR MRTB AN/PAS-28
 12. TM 11304A-12/1 VECTOR-21 COMBINED LASER RANGE FINDER
 13. TM 11499A-OR Operators Manual for the Individual Weapon Night Sight-Image Intensified (IWNS-I) AN/PVS-24A
 14. TM 11545A-OR Operators Manual for the Individual Weapon Night Sight-Thermal (IWNS-T) AN/PAS-27
 15. TM 11758A-OR SDO Operator's Manual
 16. TM 11792A-OI Machinegun Day Optic, SU-260/P
 17. TM 11901A-OR M71 SCOUT SNIPER OBSERVATION TELESCOPE
-

RECN-COLL-2401: Validate an Aircraft Landing Zone Report (ALZREP)

EVALUATION-CODED: NO

SUSTAINMENT INTERVAL: 12 months

INITIAL TRAINING SETTING: FORMAL

CONDITION: Given classification guidelines, current intelligence situation, CCIRs, ALZ Report format, and ALZ reportable information.

STANDARD: By completing all performance steps and ensuring correct format, within the time allotted by the operational environment.

PERFORMANCE STEPS:

1. Determine units of measure to be used.
2. Record the Date Time Group (DTG).
3. Record location of ALZ using an eight digit grid.
4. Determine/Record orientation of ALZ.
5. Describe the ALZ.
6. Determine/Record the surface of the ALZ.
7. Describe the drainage characteristics of the ALZ.
8. Record characteristics of all obstacles on or near the ALZ.
9. Describe specific obstacles which obstruct approach or take off of aircraft.
10. Determine/Record an eight digit grid for the dispersal of aircraft.
11. Record eight digit grids for exits from the ALZ.
12. Record known enemy positions.
13. Produce appropriate reports for enemy sightings.
14. Describe local resources available for improvement of ALZ.
15. Record remarks.
16. Read report.

17. Identify key information.
18. Develop an assessment.
19. Annotate classification.
20. Ensure grammar is correct.
21. Ensure content is correct
22. Submit for review.
23. Produce final document.

REFERENCES:

1. AFI 13-217 Drop Zone and Landing Zone Operations
2. DIA Intelligence Writing Guide
3. FM 3-21.38 Pathfinder Operations
4. FM 5-430-00-2 Planning and Design of Roads, Airfields, and Heliports;VOL II
5. ICD 203 Intelligence Community Directive 203
6. ICD 206 Intelligence Community Directive 206
7. MCRP 2-25A Reconnaissance Reports Guide
8. MCWP 2-25 Ground Reconnaissance Operations
9. MCWP 2-6 Counterintelligence
10. TM 10091B/10092B-10/1 AN/PAS-13B(V)2 & 3 THERMAL SIGHT
11. TM 10091C/10092C-OR/1 AN/PAS-13D(V)2 & 3 THERMAL SIGHT
12. TM 10271A-10/1 Operator's Manual, Monocular NVD, AN/PVS-14
13. TM 10796-12&P Operators Manual for AN/PVS-17/17B/17C Miniature Night Sight
14. TM 10988B-IN/1 AN/PAS-22 Intermediate Maintenance Manual
15. TM 11064-OR Operator's Manual Rifle, Combat Optic (RCO)
16. TM 11237B-OR MRTB AN/PAS-28
17. TM 11304A-12/1 VECTOR-21 COMBINED LASER RANGE FINDER
18. TM 11545A-OR Operators Manual for the Individual Weapon Night Sight-Thermal (IWNS-T) AN/PAS-27
19. TM 11758A-OR SDO Operator's Manual
20. TM 11792A-OI Machinegun Day Optic, SU-260/P
21. TM 11901A-OR M71 SCOUT SNIPER OBSERVATION TELESCOPE

RECNCOLL-2402: Validate a Beach Survey Report (BEACHREP)

EVALUATION-CODED: NO **SUSTAINMENT INTERVAL:** 12 months

MOS PERFORMING: 0321

BILLETS: Recon Team Leader

GRADES: SGT, SSGT

INITIAL TRAINING SETTING: FORMAL

CONDITION: Given classification guidelines, current intelligence situation, CCIRs, Beach Survey Report format, and BEACHREP reportable information.

STANDARD: By completing all performance steps and ensuring correct format, within the time allotted by the operational environment.

PERFORMANCE STEPS:

1. Determine the units of measure to be used.
2. Record the location of the beach being surveyed using a eight digit grid.
3. Determine/Record the shape of the beach.
4. Determine/Record the length of the beach.
5. Determine/Record the width of the beach.
6. Determine/Record the gradient of the beach.
7. Determine/Record eight digit grids for all beach exits, as well as their descriptions.
8. Determine/Record trafficability of the beach.
9. Determine/Record littoral drift to the nearest 1/10th of a knot.
10. Record known enemy positions.
11. Produce appropriate reports for enemy sightings.
12. Record remarks.
13. Read report.
14. Identify key information.
15. Develop an assessment.
16. Annotate classification.
17. Ensure grammar is correct.
18. Ensure content is correct.
19. Submit for review.
20. Produce final document.

REFERENCES:

1. DIA Intelligence Writing Guide
2. ICD 203 Intelligence Community Directive 203
3. ICD 206 Intelligence Community Directive 206
4. MCRP 2-25A Reconnaissance Reports Guide
5. MCWP 2-25 Ground Reconnaissance Operations
6. MCWP 2-6 Counterintelligence
7. MCWP 3-13 Employment of Amphibious Assault Vehicles
8. TM 10091B/10092B-10/1 AN/PAS-13B(V)2 & 3 THERMAL SIGHT
9. TM 10091C/10092C-OR/1 AN/PAS-13D(V)2 & 3 THERMAL SIGHT
10. TM 10271A-10/1 Operator's Manual, Monocular NVD, AN/PVS-14
11. TM 10796-12&P Operators Manual for AN/PVS-17/17B/17C Miniature Night Sight
12. TM 10988B-IN/1 AN/PAS-22 Intermediate Maintenance Manual
13. TM 11064-OR Operator's Manual Rifle, Combat Optic (RCO)
14. TM 11085B-OR/1 Operators Manual for Sight, Night Vision Sniper Scope (AN/PVS-27)
15. TM 11237B-OR MRTB AN/PAS-28
16. TM 11304A-12/1 VECTOR-21 COMBINED LASER RANGE FINDER
17. TM 11499A-OR Operators Manual for the Individual Weapon Night Sight-Image Intensified (IWNS-I) AN/PVS-24A
18. TM 11545A-OR Operators Manual for the Individual Weapon Night Sight-Thermal (IWNS-T) AN/PAS-27
19. TM 11758A-OR SDO Operator's Manual
20. TM 11792A-OI Machinegun Day Optic, SU-260/P
21. TM 11901A-OR M71 SCOUT SNIPER OBSERVATION TELESCOPE

REC-N-COLL-2403: Validate a Bridge Report (BRIDGEREP)

EVALUATION-CODED: NO

SUSTAINMENT INTERVAL: 12 months

MOS PERFORMING: 0321

BILLETS: Recon Team Leader

GRADES: SGT, SSGT

INITIAL TRAINING SETTING: FORMAL

CONDITION: Given classification guidelines, current intelligence situation, CCIRs, Bridge Report format, and BRIDGEREP reportable information.

STANDARD: By completing all performance steps and ensuring correct format, within the time allotted by the operational environment.

PERFORMANCE STEPS:

1. Determine the units of measure to be used.
2. Record the location of the beach being surveyed using an eight digit grid.
3. Determine/Record the horizontal clearance between the inside edges of the bridge.
4. Determine/Record the under bridge clearance.
5. Determine/Record the number and description of the spans.
6. Determine/Record the length and condition of the spans.
7. Determine/Record the overall length of the bridge.
8. Determine/Record the roadway width.
9. Determine/Record the overhead clearance.
10. Determine/Record the location of potential bridge bypasses.
11. Record remarks.
12. Read report.
13. Identify key information.
14. Develop an assessment.
15. Annotate classification.
16. Ensure grammar is correct.
17. Ensure content is correct.
18. Submit for review.
19. Produce final document.

REFERENCES:

1. DIA Intelligence Writing Guide
2. FM 3-34.170 Engineer Reconnaissance
3. ICD 203 Intelligence Community Directive 203
4. ICD 206 Intelligence Community Directive 206
5. MCRP 2-25A Reconnaissance Reports Guide
6. MCWP 2-25 Ground Reconnaissance Operations
7. MCWP 2-6 Counterintelligence
8. TM 10091B/10092B-10/1 AN/PAS-13B(V)2 & 3 THERMAL SIGHT
9. TM 10091C/10092C-OR/1 AN/PAS-13D(V)2 & 3 THERMAL SIGHT
10. TM 10271A-10/1 Operator's Manual, Monocular NVD, AN/PVS-14
11. TM 10796-12&P Operators Manual for AN/PVS-17/17B/17C Miniature Night Sight
12. TM 10988B-IN/1 AN/PAS-22 Intermediate Maintenance Manual
13. TM 11064-OR Operator's Manual Rifle, Combat Optic (RCO)
14. TM 11085B-OR/1 Operators Manual for Sight, Night Vision Sniper Scope (AN/PVS-27)
15. TM 11237B-OR MRTB AN/PAS-28
16. TM 11304A-12/1 VECTOR-21 COMBINED LASER RANGE FINDER

17. TM 11499A-OR Operators Manual for the Individual Weapon Night Sight-Image Intensified (IWNS-I) AN/PVS-24A
 18. TM 11545A-OR Operators Manual for the Individual Weapon Night Sight-Thermal (IWNS-T) AN/PAS-27
 19. TM 11758A-OR SDO Operator's Manual
 20. TM 11792A-OI Machinegun Day Optic, SU-260/P
 21. TM 11901A-OR M71 SCOUT SNIPER OBSERVATION TELESCOPE
-

RECEN-COLL-2404: Validate a Confirmatory Beach Report (CONBEREP)

EVALUATION-CODED: NO

SUSTAINMENT INTERVAL: 12 months

MOS PERFORMING: 0321

BILLETS: Recon Team Leader

GRADES: SGT, SSGT

INITIAL TRAINING SETTING: FORMAL

CONDITION: Given classification guidelines, current intelligence situation, CCIRs, Confirmatory Beach Report format, and CONBEREP reportable information.

STANDARD: By completing all performance steps and ensuring correct format, within the time allotted by the operational environment.

PERFORMANCE STEPS:

1. Determine the units of measure to be used.
2. Determine/Record offshore obstructions to within an eight digit grid, as well as their description.
3. Determine/Record littoral drift within 1/10th of a knot.
4. Record locations for DPs.
5. Record the sounding interval.
6. Record the designations of the sounding lines.
7. Record the description and location of all known underwater obstacles.
8. Determine/Record beach composition.
9. Determine/Record trafficability of the beach.
10. Determine/Record the description and eight digit grid location for all beach exits.
11. Record position of the beach reconnaissance patrol using an eight digit grid.
12. Record known enemy positions.
13. Produce appropriate reports for enemy sightings.
14. Record remarks.
15. Read report.
16. Identify key information.
17. Develop an assessment.
18. Annotate classification.
19. Ensure grammar is correct.
20. Ensure content is correct.
21. Submit for review.
22. Produce final document.

REFERENCES:

1. DIA Intelligence Writing Guide
 2. ICD 203 Intelligence Community Directive 203
 3. ICD 206 Intelligence Community Directive 206
 4. MCRP 2-25A Reconnaissance Reports Guide
 5. MCWP 2-25 Ground Reconnaissance Operations
 6. MCWP 2-6 Counterintelligence
 7. MCWP 3-13 Employment of Amphibious Assault Vehicles
 8. TM 10091B/10092B-10/1 AN/PAS-13B(V)2 & 3 THERMAL SIGHT
 9. TM 10091C/10092C-OR/1 AN/PAS-13D(V)2 & 3 THERMAL SIGHT
 10. TM 10271A-10/1 Operator's Manual, Monocular NVD, AN/PVS-14
 11. TM 10796-12&P Operators Manual for AN/PVS-17/17B/17C Miniature Night Sight
 12. TM 10988B-IN/1 AN/PAS-22 Intermediate Maintenance Manual
 13. TM 11064-OR Operator's Manual Rifle, Combat Optic (RCO)
 14. TM 11085B-OR/1 Operators Manual for Sight, Night Vision Sniper Scope (AN/PVS-27)
 15. TM 11237B-OR MRTB AN/PAS-28
 16. TM 11304A-12/1 VECTOR-21 COMBINED LASER RANGE FINDER
 17. TM 11499A-OR Operators Manual for the Individual Weapon Night Sight-Image Intensified (IWNS-I) AN/PVS-24A
 18. TM 11545A-OR Operators Manual for the Individual Weapon Night Sight-Thermal (IWNS-T) AN/PAS-27
 19. TM 11758A-OR SDO Operator's Manual
 20. TM 11792A-OI Machinegun Day Optic, SU-260/P
 21. TM 11901A-OR M71 SCOUT SNIPER OBSERVATION TELESCOPE
-

REC-N-COLL-2405: Validate a River/ Estuary Report (DELTAREP)

EVALUATION-CODED: NO

SUSTAINMENT INTERVAL: 12 months

MOS PERFORMING: 0321

BILLETS: Recon Team Leader

GRADES: SGT, SSGT

INITIAL TRAINING SETTING: FORMAL

CONDITION: Given classification guidelines, current intelligence situation, CCIRs, River/Estuary Report format, and DELTAREP reportable information.

STANDARD: By completing all performance steps and ensuring correct format, within the time allotted by the operational environment.

PERFORMANCE STEPS:

1. Determine the units of measure to be used.
2. Record location of the beginning and end of river/estuary using eight digit grids.
3. Determine/Record description and six digit location of the main channel.
4. Record and describe any navigational aids.
5. Record the six digit location and description of any known hazards.
6. Report the eight digit grid locations of navigational limits at reference

- depths.
7. Determine/Record eight digit grid locations and descriptions of beach landing points and exits.
 8. Determine/Record the current.
 9. Determine/Record the texture of the river bed.
 10. Record remarks.
 11. Read report.
 12. Identify key information.
 13. Develop an assessment.
 14. Annotate classification.
 15. Ensure grammar is correct.
 16. Ensure content is correct.
 17. Submit for review.
 18. Produce final document.

REFERENCES:

1. DIA Intelligence Writing Guide
2. FM 3-34.170 Engineer Reconnaissance
3. ICD 203 Intelligence Community Directive 203
4. ICD 206 Intelligence Community Directive 206
5. MCWP 2-25 Ground Reconnaissance Operations
6. MCWP 2-6 Counterintelligence
7. MCWP 3-13 Employment of Amphibious Assault Vehicles
8. TM 10091B/10092B-10/1 AN/PAS-13B(V)2 & 3 THERMAL SIGHT
9. TM 10091C/10092C-OR/1 AN/PAS-13D(V)2 & 3 THERMAL SIGHT
10. TM 10271A-10/1 Operator's Manual, Monocular NVD, AN/PVS-14
11. TM 10796-12&P Operators Manual for AN/PVS-17/17B/17C Miniature Night Sight
12. TM 10988B-IN/1 AN/PAS-22 Intermediate Maintenance Manual
13. TM 11064-OR Operator's Manual Rifle, Combat Optic (RCO)
14. TM 11085B-OR/1 Operators Manual for Sight, Night Vision Sniper Scope (AN/PVS-27)
15. TM 11237B-OR MRTB AN/PAS-28
16. TM 11304A-12/1 VECTOR-21 COMBINED LASER RANGE FINDER
17. TM 11499A-OR Operators Manual for the Individual Weapon Night Sight-Image Intensified (IWNS-I) AN/PVS-24A
18. TM 11545A-OR Operators Manual for the Individual Weapon Night Sight-Thermal (IWNS-T) AN/PAS-27
19. TM 11758A-OR SDO Operator's Manual
20. TM 11792A-OI Machinegun Day Optic, SU-260/P
21. TM 11901A-OR M71 SCOUT SNIPER OBSERVATION TELESCOPE

REC-N-COLL-2406: Validate a Detailed Building Report (DBREP)

EVALUATION-CODED: NO

SUSTAINMENT INTERVAL: 12 months

MOS PERFORMING: 0321

BILLETTS: Recon Team Leader

GRADES: SGT, SSGT

INITIAL TRAINING SETTING: FORMAL

CONDITION: Given classification guidelines, current intelligence situation, CCIRs, Detailed Building Report format, and DBREP reportable information.

STANDARD: By completing all performance steps and ensuring correct format, within the time allotted by the operational environment.

PERFORMANCE STEPS:

1. Determine/Record building designation number.
2. Determine/Record side of building being reported on.
3. Determine/Record roof type (shape and composition).
4. Determine/Record roof entrances and exits.
5. Determine/Record building openings (location, direction of opening, framing, locks, handles, and coverings).
6. Determine/Record building utilities (location and type).
7. Determine/Record barrier openings (location, type, composition, locks, and size).
8. Record remarks.
9. Read report.
10. Identify key information.
11. Develop an assessment.
12. Annotate classification.
13. Ensure grammar is correct.
14. Ensure content is correct.
15. Submit for review.
16. Produce final document.

REFERENCES:

1. DIA Intelligence Writing Guide
2. FM 3-34.170 Engineer Reconnaissance
3. ICD 203 Intelligence Community Directive 203
4. ICD 206 Intelligence Community Directive 206
5. MCRP 2-25A Reconnaissance Reports Guide
6. MCWP 2-25 Ground Reconnaissance Operations
7. MCWP 2-6 Counterintelligence

RECN-COLL-2407: Validate a Drop Zone Report (DZREP)

EVALUATION-CODED: NO

SUSTAINMENT INTERVAL: 12 months

MOS PERFORMING: 0321

BILLETS: Recon Team Leader

GRADES: SGT, SSGT

INITIAL TRAINING SETTING: FORMAL

CONDITION: Given classification guidelines, current intelligence situation, CCIRs, Drop Zone Report format, and DZREP reportable information.

STANDARD: By completing all performance steps and ensuring correct format, within the time allotted by the operational environment.

PERFORMANCE STEPS:

1. Determine the units of measure to be used.
2. Record the Date Time Group that the reconnaissance was executed.
3. Determine/Record the eight digit grid reference of the desired impact point.
4. Determine/Record the height of the point of impact.
5. Determine/Record the eight digit grid reference of the extremities of the drop zone.
6. Determine/Record the length, width, and gradient of the drop zone.
7. Describe the surface and trafficability of the drop zone.
8. Determine/Record six digit locations and descriptions of obstructions.
9. Determine/Record the suitability and type of drop zone.
10. Determine/Record the six digit location of vehicle exit points from the drop zone.
11. Describe the drop zone markings and provide their six digit locations.
12. Provide a recommended direction of run-in and run-out tracks.
13. Provide a target approach point, as required.
14. Provide location and description of obstacles and hazards on the run-in and run-out track.
15. Provide frequencies to be used for ground-to-air communications.
16. Record known enemy positions.
17. Produce appropriate reports for enemy sightings.
18. Determine/Record weather data.
19. Record remarks.
20. Read report.
21. Identify key information.
22. Develop an assessment.
23. Annotate classification.
24. Ensure grammar is correct.
25. Ensure content is correct.
26. Submit for review.
27. Produce final document.

REFERENCES:

1. AFI 13-217 Drop Zone and Landing Zone Operations
2. DIA Intelligence Writing Guide
3. FM 3-21.38 Pathfinder Operations
4. FM 5-430-00-2 Planning and Design of Roads, Airfields, and Heliports;VOL II
5. ICD 203 Intelligence Community Directive 203
6. ICD 206 Intelligence Community Directive 206
7. MCRP 2-25A Reconnaissance Reports Guide
8. MCWP 2-25 Ground Reconnaissance Operations
9. MCWP 2-6 Counterintelligence
10. TM 10091B/10092B-10/1 AN/PAS-13B(V)2 & 3 THERMAL SIGHT
11. TM 10091C/10092C-OR/1 AN/PAS-13D(V)2 & 3 THERMAL SIGHT
12. TM 10271A-10/1 Operator's Manual, Monocular NVD, AN/PVS-14
13. TM 10796-12&P Operators Manual for AN/PVS-17/17B/17C Miniature Night Sight
14. TM 10988B-IN/1 AN/PAS-22 Intermediate Maintenance Manual
15. TM 11064-OR Operator's Manual Rifle, Combat Optic (RCO)
16. TM 11085B-OR/1 Operators Manual for Sight, Night Vision Sniper Scope (AN/PVS-27)
17. TM 11237B-OR MRTB AN/PAS-28
18. TM 11304A-12/1 VECTOR-21 COMBINED LASER RANGE FINDER

19. TM 11499A-OR Operators Manual for the Individual Weapon Night Sight-Image Intensified (IWNS-I) AN/PVS-24A
 20. TM 11545A-OR Operators Manual for the Individual Weapon Night Sight-Thermal (IWNS-T) AN/PAS-27
 21. TM 11758A-OR SDO Operator's Manual
 22. TM 11792A-OI Machinegun Day Optic, SU-260/P
 23. TM 11901A-OR M71 SCOUT SNIPER OBSERVATION TELESCOPE
-

REC-N-COLL-2408: Validate a Flash / Action Report (FLASHREP)

EVALUATION-CODED: NO

SUSTAINMENT INTERVAL: 12 months

MOS PERFORMING: 0321

BILLETS: Recon Team Leader

GRADES: SGT, SSGT

INITIAL TRAINING SETTING: FORMAL

CONDITION: Given classification guidelines, current intelligence situation, CCIRs, Flash/Action Report format, and FLASHREP reportable information.

STANDARD: By completing all performance steps and ensuring correct format, within the time allotted by the operational environment.

PERFORMANCE STEPS:

1. State the type of Flash/Action Report
2. Record Reporting Unit.
3. Record the date time group of the report and incident.
4. Record the names or other reports to reference.
5. Determine/Record the location of enemy and friendly units.
6. Describe the incident.
7. Describe the action taken by the reporting unit.
8. Record friendly casualties/missing.
9. Document enemy casualties/EPWs
10. Determine/Record the six digit location of vehicle exit points from the drop zone.
11. Document any suspects
12. Document any other indigenous detainees.
13. Document any weapons or equipment captured.
14. Document any friendly equipment missing, damaged, or destroyed.
15. Record remarks.
16. Read report.
17. Identify key information.
18. Develop an assessment.
19. Annotate classification.
20. Ensure grammar is correct.
21. Ensure content is correct.
22. Submit for review.
23. Produce final document.

REFERENCES:

1. DIA Intelligence Writing Guide
 2. ICD 203 Intelligence Community Directive 203
 3. ICD 206 Intelligence Community Directive 206
 4. MCWP 2-25 Ground Reconnaissance Operations
 5. TM 10091C/10092C-OR/1 AN/PAS-13D(V)2 & 3 THERMAL SIGHT
 6. TM 10271A-10/1 Operator's Manual, Monocular NVD, AN/PVS-14
 7. TM 10796-12&P Operators Manual for AN/PVS-17/17B/17C Miniature Night Sight
 8. TM 10988B-IN/1 AN/PAS-22 Intermediate Maintenance Manual
 9. TM 11064-OR Operator's Manual Rifle, Combat Optic (RCO)
 10. TM 11085B-OR/1 Operators Manual for Sight, Night Vision Sniper Scope (AN/PVS-27)
 11. TM 11237B-OR MRTB AN/PAS-28
 12. TM 11304A-12/1 VECTOR-21 COMBINED LASER RANGE FINDER
 13. TM 11499A-OR Operators Manual for the Individual Weapon Night Sight-Image Intensified (IWNS-I) AN/PVS-24A
 14. TM 11545A-OR Operators Manual for the Individual Weapon Night Sight-Thermal (IWNS-T) AN/PAS-27
 15. TM 11758A-OR SDO Operator's Manual
 16. TM 11792A-OI Machinegun Day Optic, SU-260/P
 17. TM 11901A-OR M71 SCOUT SNIPER OBSERVATION TELESCOPE
-

REC-N-COLL-2409: Validate a River Ford Report (FORDREP)

EVALUATION-CODED: NO

SUSTAINMENT INTERVAL: 12 months

MOS PERFORMING: 0321

BILLETS: Recon Team Leader

GRADES: SGT, SSGT

INITIAL TRAINING SETTING: FORMAL

CONDITION: Given classification guidelines, current intelligence situation, CCIRs, River Ford Report format and FORDREP reportable information.

STANDARD: By completing all performance steps and ensuring correct format, within the time allotted by the operational environment.

PERFORMANCE STEPS:

1. Determine the units of measure to be used.
2. Record the Date Time Group that the reconnaissance was executed.
3. Determine/Record the eight digit grid reference of the desired fording site.
4. Determine/Record the capability level of the fording point.
5. Determine/Record the length of the ford.
6. Determine/Record the depth and velocity of the running water.
7. Determine/Record ford bottom composition.
8. Determine/Record gradient of the fords approach and exit.
9. Determine/Record the composition of the fords approach and exit.
10. Determine/Record the usable width of the approach and exit.

11. Record remarks.
12. Read report.
13. Identify key information.
14. Develop an assessment.
15. Annotate classification.
16. Ensure grammar is correct.
17. Ensure content is correct.
18. Submit for review.
19. Produce final document.

REFERENCES:

1. DIA Intelligence Writing Guide
2. FM 3-34.170 Engineer Reconnaissance
3. ICD 203 Intelligence Community Directive 203
4. ICD 206 Intelligence Community Directive 206
5. MCRP 2-25A Reconnaissance Reports Guide
6. MCWP 2-25 Ground Reconnaissance Operations
7. MCWP 2-6 Counterintelligence
8. MCWP 3-13 Employment of Amphibious Assault Vehicles
9. TM 10091B/10092B-10/1 AN/PAS-13B(V)2 & 3 THERMAL SIGHT
10. TM 10091C/10092C-OR/1 AN/PAS-13D(V)2 & 3 THERMAL SIGHT
11. TM 10271A-10/1 Operator's Manual, Monocular NVD, AN/PVS-14
12. TM 10796-12&P Operators Manual for AN/PVS-17/17B/17C Miniature Night Sight
13. TM 10988B-IN/1 AN/PAS-22 Intermediate Maintenance Manual
14. TM 11064-OR Operator's Manual Rifle, Combat Optic (RCO)
15. TM 11085B-OR/1 Operators Manual for Sight, Night Vision Sniper Scope (AN/PVS-27)
16. TM 11237B-OR MRTB AN/PAS-28
17. TM 11304A-12/1 VECTOR-21 COMBINED LASER RANGE FINDER
18. TM 11499A-OR Operators Manual for the Individual Weapon Night Sight-Image Intensified (IWNS-I) AN/PVS-24A
19. TM 11545A-OR Operators Manual for the Individual Weapon Night Sight-Thermal (IWNS-T) AN/PAS-27
20. TM 11758A-OR SDO Operator's Manual
21. TM 11792A-OI Machinegun Day Optic, SU-260/P
22. TM 11901A-OR M71 SCOUT SNIPER OBSERVATION TELESCOPE

RECN-COLL-2410: Validate a Helicopter Landing Site Report (HELLSREP)

EVALUATION-CODED: NO

SUSTAINMENT INTERVAL: 12 months

MOS PERFORMING: 0321

BILLETS: Recon Team Leader

GRADES: SGT, SSGT

INITIAL TRAINING SETTING: FORMAL

CONDITION: Given classification guidelines, current intelligence situation, CCIRs, Helicopter Landing Site Report format and HELLSREP reportable information.

STANDARD: By completing all performance steps and ensuring correct format, within the time allotted by the operational environment.

PERFORMANCE STEPS:

1. Determine the units of measure to be used.
2. Record the Date Time Group that the reconnaissance was executed.
3. Determine/Record the orientation of the long axis of the landing site.
4. Determine/Record the number and size of the landing points.
5. Determine/Record the method of deplaning.
6. Determine/Record the depth the composition of the landing site surface.
7. Determine/Record the direction of approach and egress.
8. Determine/Record the wind direction and speed.
9. Determine/Record the approach angle.
10. Determine/Record the location and types of any recognition aides.
11. Determine/Record the location and description of landing aids.
12. Determine/Record cloud cover and estimated height above landing site.
13. Determine/Record the visibility and temperature.
14. Record known enemy positions.
15. Produce appropriate reports for enemy sightings.
16. Determine/Record the position of the reconnaissance team as required.
17. Determine/Record eight digit grid locations and descriptions of obstructions.
18. Determine/Record eight digit grid locations and descriptions of exits from the landing site.
19. Determine/Record obstructions to troop movement.
20. Record remarks.
21. Read report.
22. Identify key information.
23. Develop an assessment.
24. Annotate classification.
25. Ensure grammar is correct.
26. Ensure content is correct.
27. Submit for review.
28. Produce final document

REFERENCES:

1. AFI 13-217 Drop Zone and Landing Zone Operations
2. DIA Intelligence Writing Guide
3. FM 3-21.38 Pathfinder Operations
4. FM 5-430-00-2 Planning and Design of Roads, Airfields, and Heliports VOL II
5. ICD 203 Intelligence Community Directive 203
6. ICD 206 Intelligence Community Directive 206
7. MCRP 2-25A Reconnaissance Reports Guide
8. MCWP 2-25 Ground Reconnaissance Operations
9. MCWP 2-6 Counterintelligence
10. MCWP 3-11.4 Helicopterborne Operations
11. TM 10091B/10092B-10/1 AN/PAS-13B(V)2 & 3 THERMAL SIGHT
12. TM 10091C/10092C-OR/1 AN/PAS-13D(V)2 & 3 THERMAL SIGHT
13. TM 10271A-10/1 Operator's Manual, Monocular NVD, AN/PVS-14
14. TM 10796-12&P Operators Manual for AN/PVS-17/17B/17C Miniature Night Sight
15. TM 10988B-IN/1 AN/PAS-22 Intermediate Maintenance Manual
16. TM 11064-OR Operator's Manual Rifle, Combat Optic (RCO)
17. TM 11085B-OR/1 Operators Manual for Sight, Night Vision Sniper Scope

- (AN/PVS-27)
18. TM 11237B-OR MRTB AN/PAS-28
 19. TM 11304A-12/1 VECTOR-21 COMBINED LASER RANGE FINDER
 20. TM 11499A-OR Operators Manual for the Individual Weapon Night Sight-Image Intensified (IWNS-I) AN/PVS-24A
 21. TM 11545A-OR Operators Manual for the Individual Weapon Night Sight-Thermal (IWNS-T) AN/PAS-27
 22. TM 11758A-OR SDO Operator's Manual
 23. TM 11792A-OI Machinegun Day Optic, SU-260/P
 24. TM 11901A-OR M71 SCOUT SNIPER OBSERVATION TELESCOPE
-

REC-N-COLL-2411: Validate a Hotel/Uniform/Tango Report (HUTREP)

EVALUATION-CODED: NO

SUSTAINMENT INTERVAL: 2 months

MOS PERFORMING: 0321

BILLETS: Recon Team Leader

GRADES: SGT, SSGT

INITIAL TRAINING SETTING: FORMAL

CONDITION: Given classification guidelines, current intelligence situation, CCIRs, Hotel/Uniform/Tango Report format and HUTREP reportable information.

STANDARD: By completing all performance steps and ensuring correct format, within the time allotted by the operational environment.

PERFORMANCE STEPS:

1. Determine/Record the code name of the subject.
2. Determine/Record the status of the individual.
3. Determine/Record the sex of the individual.
4. Determine/Record the race of the individual.
5. Determine/Record the height of the individual.
6. Determine/Record the weight of the individual.
7. Determine/Record the hair description of the individual.
8. Determine/Record if the individual wears glasses.
9. Determine/Record the individuals type of facial hair, as required.
10. Describe the head gear worn by the individual.
11. Describe the shirt worn by the individual.
12. Describe the pants worn by the individual.
13. Describe the shoes worn by the individual.
14. Describe the weapon carried by the individual.
15. Describe the explosives carried by the individual.
16. Determine/Record if the individual is right or left handed.
17. Determine/Record if the individual is in restraints.
18. Describe the individuals condition.
19. Determine/Record the individuals location in reference to known points.
20. Describe the individuals behavior.
21. Describe the individuals distinguishing features.
22. Record remarks.

23. Read report.
24. Identify key information.
25. Develop an assessment.
26. Annotate classification.
27. Ensure grammar is correct.
28. Ensure content is correct.
29. Submit for review.
30. Produce final document.

REFERENCES:

1. DIA Intelligence Writing Guide
2. ICD 203 Intelligence Community Directive 203
3. ICD 206 Intelligence Community Directive 206
4. MCRP 2-25A Reconnaissance Reports Guide
5. MCWP 2-25 Ground Reconnaissance Operations
6. MCWP 2-6 Counterintelligence
7. TM 10091B/10092B-10/1 AN/PAS-13B(V)2 & 3 THERMAL SIGHT
8. TM 10091C/10092C-OR/1 AN/PAS-13D(V)2 & 3 THERMAL SIGHT
9. TM 10271A-10/1 Operator's Manual, Monocular NVD, AN/PVS-14
10. TM 10796-12&P Operators Manual for AN/PVS-17/17B/17C Miniature Night Sight
11. TM 10988B-IN/1 AN/PAS-22 Intermediate Maintenance Manual
12. TM 11064-OR Operator's Manual Rifle, Combat Optic (RCO)
13. TM 11085B-OR/1 Operators Manual for Sight, Night Vision Sniper Scope (AN/PVS-27)
14. TM 11237B-OR MRTB AN/PAS-28
15. TM 11304A-12/1 VECTOR-21 COMBINED LASER RANGE FINDER
16. TM 11499A-OR Operators Manual for the Individual Weapon Night Sight-Image Intensified (IWNS-I) AN/PVS-24A
17. TM 11545A-OR Operators Manual for the Individual Weapon Night Sight-Thermal (IWNS-T) AN/PAS-27
18. TM 11758A-OR SDO Operator's Manual
19. TM 11792A-OI Machinegun Day Optic, SU-260/P
20. TM 11901A-OR M71 SCOUT SNIPER OBSERVATION TELESCOPE

RECN-COLL-2412: Validate a Meaconing, Intrusion, Jamming, and Interference Report (MEJIREP)

EVALUATION-CODED: NO

SUSTAINMENT INTERVAL: 12 months

MOS PERFORMING: 0321

BILLETS: Recon Team Leader

GRADES: SGT, SSGT

INITIAL TRAINING SETTING: FORMAL

CONDITION: Given classification guidelines, current intelligence situation, CCIRs, Meaconing, Intrusion, Jamming, and Interference Report format and MEJIREP reportable information.

STANDARD: By completing all performance steps and ensuring correct format, within the time allotted by the operational environment.

PERFORMANCE STEPS:

1. Determine the type of report.
2. Determine/Record effects on station.
3. Determine/Record the patrols six digit location.
4. Determine/Record the frequencies / channels affected.
5. Determine/Record the type of equipment affected.
6. Determine/Record the characteristics of the interference.
7. Determine/Record the strength of the interference.
8. Determine/Record the time the interference started.
9. Determine/Record the effectiveness of the interference.
10. Record remarks.
11. Read report.
12. Identify key information.
13. Develop an assessment.
14. Annotate classification.
15. Ensure grammar is correct.
16. Ensure content is correct.
17. Submit for review.
18. Produce final document

REFERENCES:

1. DIA Intelligence Writing Guide
2. ICD 203 Intelligence Community Directive 203
3. ICD 206 Intelligence Community Directive 206
4. MCRP 2-25A Reconnaissance Reports Guide
5. MCWP 2-25 Ground Reconnaissance Operations
6. MCWP 2-6 Counterintelligence

RECN-COLL-2413: Validate a Nuclear, Biological, and Chemical Report (NBCREP)

EVALUATION-CODED: NO

SUSTAINMENT INTERVAL: 12 months

MOS PERFORMING: 0321

BILLETS: Recon Team Leader

GRADES: SGT, SSGT

INITIAL TRAINING SETTING: FORMAL

CONDITION: Given classification guidelines, current intelligence situation, CCIRs, Meaconing Nuclear, Biological, and Chemical Report format and NBCREP reportable information.

STANDARD: By completing all performance steps and ensuring correct format, within the time allotted by the operational environment.

PERFORMANCE STEPS:

1. Record the unit of measure to be utilized.

2. Record the six digit location of the patrol.
3. Determine/Record the location of the attack.
4. Record the time the attack started.
5. Record the time the attack ended.
6. Determine/Record the six digit location of the area being attacked.
7. Determine/Record the type of attack.
8. Determine/Record wind direction and velocity.
9. Determine/Record the type of agent used if possible.
10. Record remarks.
11. Read report.
12. Identify key information.
13. Develop an assessment.
14. Annotate classification.
15. Ensure grammar is correct.
16. Ensure grammar is correct.
17. Submit for review.
18. Produce final document

REFERENCES:

1. DIA Intelligence Writing Guide
2. ICD 203 Intelligence Community Directive 203
3. ICD 206 Intelligence Community Directive 206
4. MCRP 2-25A Reconnaissance Reports Guide
5. MCWP 2-25 Ground Reconnaissance Operations
6. MCWP 2-6 Counterintelligence
7. TM 10091B/10092B-10/1 AN/PAS-13B(V)2 & 3 THERMAL SIGHT
8. TM 10091C/10092C-OR/1 AN/PAS-13D(V)2 & 3 THERMAL SIGHT
9. TM 10271A-10/1 Operator's Manual, Monocular NVD, AN/PVS-14
10. TM 10796-12&P Operators Manual for AN/PVS-17/17B/17C Miniature Night Sight
11. TM 10988B-IN/1 AN/PAS-22 Intermediate Maintenance Manual
12. TM 11064-OR Operator's Manual Rifle, Combat Optic (RCO)
13. TM 11237B-OR MRTB AN/PAS-28
14. TM 11304A-12/1 VECTOR-21 COMBINED LASER RANGE FINDER
15. TM 11499A-OR Operators Manual for the Individual Weapon Night Sight-Image Intensified (IWNS-I) AN/PVS-24A
16. TM 11545A-OR Operators Manual for the Individual Weapon Night Sight-Thermal (IWNS-T) AN/PAS-27
17. TM 11758A-OR SDO Operator's Manual
18. TM 11792A-OI Machinegun Day Optic, SU-260/P
19. TM 11901A-OR M71 SCOUT SNIPER OBSERVATION TELESCOPE

REC-N-COLL-2414: Validate a Photo Log Report (PHOTOLOG)

EVALUATION-CODED: NO

SUSTAINMENT INTERVAL: 12 months

MOS PERFORMING: 0321

BILLETS: Recon Team Leader

GRADES: SGT, SSGT

INITIAL TRAINING SETTING: FORMAL

CONDITION: Given classification guidelines, current intelligence situation, CCIRs, Photo Log Report format and PHOTOLOG reportable information.

STANDARD: By completing all performance steps and ensuring correct format, within the time allotted by the operational environment.

PERFORMANCE STEPS:

1. Record the primary subject of the photo.
2. Determine/Record the azimuth and distance to the target from the photographer.
3. Determine/Record the photographers eight digit grid location.
4. Record the Date Time Group that the photo was taken.
5. Record who took the photo.
6. Description of the location where the photo was taken.
7. Record remarks.
8. Read report.
9. Identify key information.
10. Develop an assessment.
11. Annotate classification.
12. Ensure grammar is correct.
13. Ensure content is correct.
14. Submit for review.
15. Produce final document

REFERENCES:

1. DIA Intelligence Writing Guide
2. ICD 203 Intelligence Community Directive 203
3. ICD 206 Intelligence Community Directive 206
4. MCRP 2-25A Reconnaissance Reports Guide
5. MCWP 2-25 Ground Reconnaissance Operations
6. MCWP 2-6 Counterintelligence
7. TM 10091B/10092B-10/1 AN/PAS-13B(V)2 & 3 THERMAL SIGHT
8. TM 10091C/10092C-OR/1 AN/PAS-13D(V)2 & 3 THERMAL SIGHT
9. TM 10271A-10/1 Operator's Manual, Monocular NVD, AN/PVS-14
10. TM 10796-12&P Operators Manual for AN/PVS-17/17B/17C Miniature Night Sight
11. TM 10988B-IN/1 AN/PAS-22 Intermediate Maintenance Manual
12. TM 11064-OR Operator's Manual Rifle, Combat Optic (RCO)
13. TM 11085B-OR/1 Operators Manual for Sight, Night Vision Sniper Scope (AN/PVS-27)
14. TM 11237B-OR MRTB AN/PAS-28
15. TM 11304A-12/1 VECTOR-21 COMBINED LASER RANGE FINDER
16. TM 11499A-OR Operators Manual for the Individual Weapon Night Sight-Image Intensified (IWNS-I) AN/PVS-24A
17. TM 11545A-OR Operators Manual for the Individual Weapon Night Sight-Thermal (IWNS-T) AN/PAS-27
18. TM 11758A-OR SDO Operator's Manual
19. TM 11792A-OI Machinegun Day Optic, SU-260/P
20. TM 11901A-OR M71 SCOUT SNIPER OBSERVATION TELESCOPE

RECEN-COLL-2415: Validate a Railroad Reconnaissance Report (RAILREP)

EVALUATION-CODED: NO

SUSTAINMENT INTERVAL: 12 months

MOS PERFORMING: 0321

BILLETS: Recon Team Leader

GRADES: SGT, SSGT

INITIAL TRAINING SETTING: FORMAL

CONDITION: Given classification guidelines, current intelligence situation, CCIRs, Railroad Reconnaissance Report format and RAILREP reportable information.

STANDARD: By completing all performance steps and ensuring correct format, within the time allotted by the operational environment.

PERFORMANCE STEPS:

1. Record the unit of measure to be utilized.
2. Record the Date Time Group the reconnaissance was conducted.
3. Determine/Record the eight digit grid location for the start and end points of the railway section reported on.
4. Determine/Record the military classification as required.
5. Determine/Record the length of the rails and the number of ties.
6. Determine/Record the track gauge.
7. Determine/Record the track width.
8. Determine/Record the composition of the railroad bed.
9. Determine/Record the gradient
10. Determine/Record the condition of the railway.
11. Determine/Record track constrictions.
12. Determine/Record the eight digit grid locations of the switching stations within the area reconnoitered.
13. Record all activity on the railroad track.
14. Record remarks.
15. Read report.
16. Identify key information.
17. Develop an assessment.
18. Develop an assessment.
19. Ensure grammar is correct.
20. Ensure content is correct.
21. Submit for review.
22. Produce final document

REFERENCES:

1. DIA Intelligence Writing Guide
2. FM 3-34.170 Engineer Reconnaissance
3. ICD 203 Intelligence Community Directive 203
4. ICD 206 Intelligence Community Directive 206
5. MCRP 2-25A Reconnaissance Reports Guide
6. MCWP 2-25 Ground Reconnaissance Operations
7. MCWP 2-6 Counterintelligence
8. TM 10091B/10092B-10/1 AN/PAS-13B(V)2 & 3 THERMAL SIGHT
9. TM 10091C/10092C-OR/1 AN/PAS-13D(V)2 & 3 THERMAL SIGHT
10. TM 10271A-10/1 Operator's Manual, Monocular NVD, AN/PVS-14
11. TM 10796-12&P Operators Manual for AN/PVS-17/17B/17C Miniature Night Sight
12. TM 10988B-IN/1 AN/PAS-22 Intermediate Maintenance Manual

13. TM 11064-OR Operator's Manual Rifle, Combat Optic (RCO)
 14. TM 11085B-OR/1 Operators Manual for Sight, Night Vision Sniper Scope (AN/PVS-27)
 15. TM 11237B-OR MRTB AN/PAS-28
 16. TM 11304A-12/1 VECTOR-21 COMBINED LASER RANGE FINDER
 17. TM 11499A-OR Operators Manual for the Individual Weapon Night Sight-Image Intensified (IWNS-I) AN/PVS-24A
 18. TM 11545A-OR Operators Manual for the Individual Weapon Night Sight-Thermal (IWNS-T) AN/PAS-27
 19. TM 11758A-OR SDO Operator's Manual
 20. TM 11792A-OI Machinegun Day Optic, SU-260/P
 21. TM 11901A-OR M71 SCOUT SNIPER OBSERVATION TELESCOPE
-

REC-N-COLL-2416: Validate a Route and Road Report (ROUTEREP)

EVALUATION-CODED: NO

SUSTAINMENT INTERVAL: 12 months

MOS PERFORMING: 0321

BILLETS: Recon Team Leader

GRADES: SGT, SSGT

INITIAL TRAINING SETTING: FORMAL

CONDITION: Given classification guidelines, current intelligence situation, CCIRs, Route and Road Report format and ROUTEREP reportable information.

STANDARD: By completing all performance steps and ensuring correct format, within the time allotted by the operational environment.

PERFORMANCE STEPS:

1. Record the unit of measure to be utilized.
2. Determine/Record the eight digit grid location for the start and end points of the route to be reported on.
3. Determine/Record the type of route.
4. Determine/Record the military classification as required.
5. Determine/Record the width of the route.
6. Determine/Record the eight digit grid location and description of any route constrictions.
7. Determine/Record the available concealment from the air for any units traveling the route.
8. Determine/Record any special considerations associated with the route.
9. Record remarks.
10. Read report.
11. Identify key information.
12. Develop an assessment.
13. Annotate classification.
14. Ensure grammar is correct.
15. Ensure content is correct.
16. Submit for review.
17. Produce final document

REFERENCES:

1. DIA Intelligence Writing Guide
 2. ICD 203 Intelligence Community Directive 203
 3. ICD 206 Intelligence Community Directive 206
 4. MCRP 2-25A Reconnaissance Reports Guide
 5. MCWP 2-25 Ground Reconnaissance Operations
 6. MCWP 2-6 Counterintelligence
 7. MCWP 3-17.4 Engineer Reconnaissance
 8. TM 10091B/10092B-10/1 AN/PAS-13B(V)2 & 3 THERMAL SIGHT
 9. TM 10091C/10092C-OR/1 AN/PAS-13D(V)2 & 3 THERMAL SIGHT
 10. TM 10271A-10/1 Operator's Manual, Monocular NVD, AN/PVS-14
 11. TM 10796-12&P Operators Manual for AN/PVS-17/17B/17C Miniature Night Sight
 12. TM 10988B-IN/1 AN/PAS-22 Intermediate Maintenance Manual
 13. TM 11064-OR Operator's Manual Rifle, Combat Optic (RCO)
 14. TM 11085B-OR/1 Operators Manual for Sight, Night Vision Sniper Scope (AN/PVS-27)
 15. TM 11237B-OR MRTB AN/PAS-28
 16. TM 11304A-12/1 VECTOR-21 COMBINED LASER RANGE FINDER
 17. TM 11499A-OR Operators Manual for the Individual Weapon Night Sight-Image Intensified (IWNS-I) AN/PVS-24A
 18. TM 11545A-OR Operators Manual for the Individual Weapon Night Sight-Thermal (IWNS-T) AN/PAS-27
 19. TM 11758A-OR SDO Operator's Manual
 20. TM 11792A-OI Machinegun Day Optic, SU-260/P
 21. TM 11901A-OR M71 SCOUT SNIPER OBSERVATION TELESCOPE
-

RECEN-COLL-2417: Validate a SALUTE Report (SALUTEREP)

EVALUATION-CODED: NO

SUSTAINMENT INTERVAL: 12 months

MOS PERFORMING: 0321

BILLETS: Recon Team Leader

GRADES: SGT, SSGT

INITIAL TRAINING SETTING: FORMAL

CONDITION: Given classification guidelines, current intelligence situation, CCIRs, SALUTE Report format and SALUTEREP reportable information.

STANDARD: By completing all performance steps and ensuring correct format, within the time allotted by the operational environment.

PERFORMANCE STEPS:

1. Determine/Record enemy size observed.
2. Determine/Record enemy activity observed.
3. Determine/Record the eight digit grid location of the enemy.
4. Determine/Record enemy unit observed.
5. Determine/Record the Date Time Group of observation.
6. Determine/Record enemy equipment observed.
7. Record remarks.

8. Read report.
9. Identify key information.
10. Develop an assessment.
11. Annotate classification.
12. Ensure grammar is correct.
13. Ensure content is correct.
14. Submit for review.
15. Produce final document

REFERENCES:

1. DIA Intelligence Writing Guide
2. ICD 203 Intelligence Community Directive 203
3. ICD 206 Intelligence Community Directive 206
4. MCRP 2-25A Reconnaissance Reports Guide
5. MCWP 2-25 Ground Reconnaissance Operations
6. MCWP 2-6 Counterintelligence
7. TM 10091B/10092B-10/1 AN/PAS-13B(V)2 & 3 THERMAL SIGHT
8. TM 10091C/10092C-OR/1 AN/PAS-13D(V)2 & 3 THERMAL SIGHT
9. TM 10271A-10/1 Operator's Manual, Monocular NVD, AN/PVS-14
10. TM 10796-12&P Operators Manual for AN/PVS-17/17B/17C Miniature Night Sight
11. TM 10988B-IN/1 AN/PAS-22 Intermediate Maintenance Manual
12. TM 11064-OR Operator's Manual Rifle, Combat Optic (RCO)
13. TM 11085B-OR/1 Operators Manual for Sight, Night Vision Sniper Scope (AN/PVS-27)
14. TM 11237B-OR MRTB AN/PAS-28
15. TM 11304A-12/1 VECTOR-21 COMBINED LASER RANGE FINDER
16. TM 11499A-OR Operators Manual for the Individual Weapon Night Sight-Image Intensified (IWNS-I) AN/PVS-24A
17. TM 11545A-OR Operators Manual for the Individual Weapon Night Sight-Thermal (IWNS-T) AN/PAS-27
18. TM 11758A-OR SDO Operator's Manual
19. TM 11792A-OI Machinegun Day Optic, SU-260/P
20. TM 11901A-OR M71 SCOUT SNIPER OBSERVATION TELESCOPE

RECN-COLL-2418: Validate a Standard Shelling, Mortar, or Bombing Report (SHELLREP) (MORTREP) (BOMREP)

EVALUATION-CODED: NO

SUSTAINMENT INTERVAL: 12 months

MOS PERFORMING: 0321

BILLETS: Recon Team Leader

GRADES: SGT, SSGT

INITIAL TRAINING SETTING: FORMAL

CONDITION: Given classification guidelines, current intelligence situation, CCIRs, Standard Shelling, Mortar, or Bombing Report format and (SHELLREP) (MORTREP) (BOMREP) reportable information.

STANDARD: By completing all performance steps and ensuring correct format, within the time allotted by the operational environment.

PERFORMANCE STEPS:

1. Record the unit of measure to be utilized.
2. Determine/Record the eight digit grid location of the observer.
3. Determine/Record the bearing of flash or sound.
4. Record the bombing/shelling began.
5. Record the bombing/shelling ended.
6. Determine/Record the purpose for which the fire being reported on is being used.
7. Determine/Record the caliber or size of ordnance being fired, if possible.
8. Determine/Record the time of flash to bang.
9. Record battle damage assessment.
10. Record remarks.
11. Read report.
12. Identify key information.
13. Develop an assessment.
14. Annotate classification.
15. Ensure grammar is correct.
16. Ensure content is correct.
17. Submit for review.
18. Produce final document

REFERENCES:

1. DIA Intelligence Writing Guide
2. ICD 203 Intelligence Community Directive 203
3. ICD 206 Intelligence Community Directive 206
4. MCRP 2-25A Reconnaissance Reports Guide
5. MCWP 2-25 Ground Reconnaissance Operations
6. MCWP 2-6 Counterintelligence
7. TM 10091B/10092B-10/1 AN/PAS-13B(V)2 & 3 THERMAL SIGHT
8. TM 10091C/10092C-OR/1 AN/PAS-13D(V)2 & 3 THERMAL SIGHT
9. TM 10271A-10/1 Operator's Manual, Monocular NVD, AN/PVS-14
10. TM 10796-12&P Operators Manual for AN/PVS-17/17B/17C Miniature Night Sight
11. TM 10988B-IN/1 AN/PAS-22 Intermediate Maintenance Manual
12. TM 11064-OR Operator's Manual Rifle, Combat Optic (RCO)
13. TM 11085B-OR/1 Operators Manual for Sight, Night Vision Sniper Scope (AN/PVS-27)
14. TM 11237B-OR MRTB AN/PAS-28
15. TM 11304A-12/1 VECTOR-21 COMBINED LASER RANGE FINDER
16. TM 11499A-OR Operators Manual for the Individual Weapon Night Sight-Image Intensified (IWNS-I) AN/PVS-24A
17. TM 11545A-OR Operators Manual for the Individual Weapon Night Sight-Thermal (IWNS-T) AN/PAS-27
18. TM 11758A-OR SDO Operator's Manual
19. TM 11792A-OI Machinegun Day Optic, SU-260/P
20. TM 11901A-OR M71 SCOUT SNIPER OBSERVATION TELESCOPE

RECN-COLL-2419: Validate a Situation Report (SITREP)

EVALUATION-CODED: NO

SUSTAINMENT INTERVAL: 12 months

MOS PERFORMING: 0321

BILLETS: Recon Team Leader

GRADES: SGT, SSGT

INITIAL TRAINING SETTING: FORMAL

CONDITION: Given classification guidelines, current intelligence situation, CCIRs, Situation Report format and SITREP reportable information.

STANDARD: By completing all performance steps and ensuring correct format, within the time allotted by the operational environment.

PERFORMANCE STEPS:

1. Record the Date Time Group of the report.
2. Determine/Record the eight digit grid location of the patrol.
3. Record activities conducted since last report.
4. Determine/Record actions planned for the next 12 hour period.
5. Determine/Record logistical requirements.
6. Record personnel casualties since last situation report.
7. Record remarks.
8. Read report.
9. Identify key information.
10. Develop an assessment.
11. Annotate classification.
12. Ensure grammar is correct.
13. Ensure content is correct.
14. Submit for review.
15. Produce final document

REFERENCES:

1. DIA Intelligence Writing Guide
2. ICD 203 Intelligence Community Directive 203
3. ICD 206 Intelligence Community Directive 206
4. MCRP 2-25A Reconnaissance Reports Guide
5. MCWP 2-25 Ground Reconnaissance Operations
6. MCWP 2-6 Counterintelligence
7. TM 10091B/10092B-10/1 AN/PAS-13B(V)2 & 3 THERMAL SIGHT
8. TM 10091C/10092C-OR/1 AN/PAS-13D(V)2 & 3 THERMAL SIGHT
9. TM 10271A-10/1 Operator's Manual, Monocular NVD, AN/PVS-14
10. TM 10796-12&P Operators Manual for AN/PVS-17/17B/17C Miniature Night Sight
11. TM 10988B-IN/1 AN/PAS-22 Intermediate Maintenance Manual
12. TM 11064-OR Operator's Manual Rifle, Combat Optic (RCO)
13. TM 11085B-OR/1 Operators Manual for Sight, Night Vision Sniper Scope (AN/PVS-27)
14. TM 11237B-OR MRTB AN/PAS-28
15. TM 11304A-12/1 VECTOR-21 COMBINED LASER RANGE FINDER
16. TM 11499A-OR Operators Manual for the Individual Weapon Night Sight-Image Intensified (IWNS-I) AN/PVS-24A
17. TM 11545A-OR Operators Manual for the Individual Weapon Night Sight-Thermal (IWNS-T) AN/PAS-27
18. TM 11758A-OR SDO Operator's Manual
19. TM 11792A-OI Machinegun Day Optic, SU-260/P

20. TM 11901A-OR M71 SCOUT SNIPER OBSERVATION TELESCOPE

RECNO-COLL-2420: Validate a Enemy Sighting Report (SPOTREP)

EVALUATION-CODED: NO

SUSTAINMENT INTERVAL: 12 months

MOS PERFORMING: 0321

BILLETS: Recon Team Leader

GRADES: SGT, SSGT

INITIAL TRAINING SETTING: FORMAL

CONDITION: Given classification guidelines, current intelligence situation, CCIRs, Enemy Sighting Report format and SPOTREP reportable information.

STANDARD: By completing all performance steps and ensuring correct format, within the time allotted by the operational environment.

PERFORMANCE STEPS:

1. Record the unit of measure to be utilized.
2. Record the number and type of enemy.
3. Record the type of enemy activity.
4. Determine/Record the eight digit grid of the enemy unit.
5. Determine/Record the identification of the enemy unit or describe the unit.
6. Record the Date Time Group of the sighting.
7. Determine/Record the identity or description of any weapons or equipment observed.
8. Record remarks.
9. Record remarks.
10. Identify key information.
11. Develop an assessment.
12. Annotate classification.
13. Ensure grammar is correct.
14. Ensure content is correct.
15. Submit for review.
16. Produce final document

REFERENCES:

1. DIA Intelligence Writing Guide
2. ICD 203 Intelligence Community Directive 203
3. ICD 206 Intelligence Community Directive 206
4. MCRP 2-25A Reconnaissance Reports Guide
5. MCWP 2-25 Ground Reconnaissance Operations
6. MCWP 2-6 Counterintelligence
7. TM 10091B/10092B-10/1 AN/PAS-13B(V)2 & 3 THERMAL SIGHT
8. TM 10091C/10092C-OR/1 AN/PAS-13D(V)2 & 3 THERMAL SIGHT
9. TM 10271A-10/1 Operator's Manual, Monocular NVD, AN/PVS-14
10. TM 10796-12&P Operators Manual for AN/PVS-17/17B/17C Miniature Night Sight
11. TM 10988B-IN/1 AN/PAS-22 Intermediate Maintenance Manual

12. TM 11064-OR Operator's Manual Rifle, Combat Optic (RCO)
 13. TM 11237B-OR MRTB AN/PAS-28
 14. TM 11304A-12/1 VECTOR-21 COMBINED LASER RANGE FINDER
 15. TM 11499A-OR Operators Manual for the Individual Weapon Night Sight-Image Intensified (IWNS-I) AN/PVS-24A
 16. TM 11545A-OR Operators Manual for the Individual Weapon Night Sight-Thermal (IWNS-T) AN/PAS-27
 17. TM 11758A-OR SDO Operator's Manual
 18. TM 11792A-OI Machinegun Day Optic, SU-260/P
 19. TM 11901A-OR M71 SCOUT SNIPER OBSERVATION TELESCOPE
-

REC-N-COLL-2421: Validate a Surf Observation Report (SURFREP)

EVALUATION-CODED: NO

SUSTAINMENT INTERVAL: 12 months

MOS PERFORMING: 0321

BILLETS: Recon Team Leader

GRADES: SGT, SSGT

INITIAL TRAINING SETTING: FORMAL

CONDITION: Given classification guidelines, current intelligence situation, CCIRs, Surf Observation Report format and SURFREP reportable information.

STANDARD: By completing all performance steps and ensuring correct format, within the time allotted by the operational environment.

PERFORMANCE STEPS:

1. Record the unit of measure to be utilized.
2. Record the Date Time Group when the reconnaissance was completed.
3. Determine/Record the significant breaker height.
4. Determine/Record maximum breaker height.
5. Determine/Record the time between breakers to the nearest half second.
6. Determine/Record the number and type of breakers within a ten minute period.
7. Determine/Record the angle/ direction between the breaking lines and the shore line to the nearest 5 degrees.
8. Determine/Record the littoral drift.
9. Determine/Record the number of well defined breaker lines and the width of the surf zone.
10. Record remarks.
11. Read report.
12. Identify key information.
13. Develop an assessment.
14. Annotate classification.
15. Ensure grammar is correct.
16. Ensure content is correct.
17. Submit for review.
18. Produce final document

REFERENCES:

1. DIA Intelligence Writing Guide
 2. ICD 203 Intelligence Community Directive 203
 3. ICD 206 Intelligence Community Directive 206
 4. MCRP 2-25A Reconnaissance Reports Guide
 5. MCWP 2-25 Ground Reconnaissance Operations
 6. MCWP 2-6 Counterintelligence
 7. MCWP 3-13 Employment of Amphibious Assault Vehicles
 8. TM 10091B/10092B-10/1 AN/PAS-13B(V)2 & 3 THERMAL SIGHT
 9. TM 10091C/10092C-OR/1 AN/PAS-13D(V)2 & 3 THERMAL SIGHT
 10. TM 10271A-10/1 Operator's Manual, Monocular NVD, AN/PVS-14
 11. TM 10796-12&P Operators Manual for AN/PVS-17/17B/17C Miniature Night Sight
 12. TM 10988B-IN/1 AN/PAS-22 Intermediate Maintenance Manual
 13. TM 11064-OR Operator's Manual Rifle, Combat Optic (RCO)
 14. TM 11085B-OR/1 Operators Manual for Sight, Night Vision Sniper Scope (AN/PVS-27)
 15. TM 11237B-OR MRTB AN/PAS-28
 16. TM 11304A-12/1 VECTOR-21 COMBINED LASER RANGE FINDER
 17. TM 11499A-OR Operators Manual for the Individual Weapon Night Sight-Image Intensified (IWNS-I) AN/PVS-24A
 18. TM 11545A-OR Operators Manual for the Individual Weapon Night Sight-Thermal (IWNS-T) AN/PAS-27
 19. TM 11758A-OR SDO Operator's Manual
 20. TM 11792A-OI Machinegun Day Optic, SU-260/P
 21. TM 11901A-OR M71 SCOUT SNIPER OBSERVATION TELESCOPE
-

RECN-COLL-2422: Validate a Tunnel Report (TUNNELREP)

EVALUATION-CODED: NO

SUSTAINMENT INTERVAL: 12 months

MOS PERFORMING: 0321

BILLETS: Recon Team Leader

GRADES: SGT, SSGT

INITIAL TRAINING SETTING: FORMAL

CONDITION: Given classification guidelines, current intelligence situation, CCIRs, Tunnel Report format and TUNNELREP reportable information.

STANDARD: By completing all performance steps and ensuring correct format, within the time allotted by the operational environment.

PERFORMANCE STEPS:

1. Record the unit of measure to be utilized.
2. Record the Date Time Group when the reconnaissance was completed.
3. Determine/Record the eight digit grid location.
4. Determine/Record the engineering classification of the tunnel as required.
5. Determine/Record the length and condition of the tunnel.
6. Determine/Record the horizontal clearance of the tunnel.
7. Determine/Record the width of the traveled way.

8. Determine/Record the overhead clearance.
9. Determine/Record the gradient of the tunnel.
10. Determine/Record the gradient of the tunnel.
11. Determine/Record the eight digit grid location and bypass potential of all bypasses.
12. Determine/Record the construction material of the tunnel.
13. Record remarks.
14. Read report.
15. Identify key information.
16. Develop an assessment.
17. Annotate classification.
18. Ensure grammar is correct.
19. Ensure content is correct.
20. Submit for review.
21. Produce final document

REFERENCES:

1. DIA Intelligence Writing Guide
2. ICD 203 Intelligence Community Directive 203
3. ICD 206 Intelligence Community Directive 206
4. MCRP 2-25A Reconnaissance Reports Guide
5. MCWP 2-25 Ground Reconnaissance Operations
6. MCWP 2-6 Counterintelligence
7. MCWP 3-17.4 Engineer Reconnaissance
8. TM 10091B/10092B-10/1 AN/PAS-13B(V)2 & 3 THERMAL SIGHT
9. TM 10091C/10092C-OR/1 AN/PAS-13D(V)2 & 3 THERMAL SIGHT
10. TM 10271A-10/1 Operator's Manual, Monocular NVD, AN/PVS-14
11. TM 10796-12&P Operators Manual for AN/PVS-17/17B/17C Miniature Night Sight
12. TM 10988B-IN/1 AN/PAS-22 Intermediate Maintenance Manual
13. TM 11064-OR Operator's Manual Rifle, Combat Optic (RCO)
14. TM 11085B-OR/1 Operators Manual for Sight, Night Vision Sniper Scope (AN/PVS-27)
15. TM 11304A-12/1 VECTOR-21 COMBINED LASER RANGE FINDER
16. TM 11499A-OR Operators Manual for the Individual Weapon Night Sight-Image Intensified (IWNS-I) AN/PVS-24A
17. TM 11545A-OR Operators Manual for the Individual Weapon Night Sight-Thermal (IWNS-T) AN/PAS-27
18. TM 11758A-OR SDO Operator's Manual
19. TM 11792A-OI Machinegun Day Optic, SU-260/P
20. TM 11901A-OR M71 SCOUT SNIPER OBSERVATION TELESCOPE

RECEN-COLL-2423: Validate a Weather Report (WXREP).

EVALUATION-CODED: NO

SUSTAINMENT INTERVAL: 12 months

MOS PERFORMING: 0321

BILLETS: Recon Team Leader

GRADES: SGT, SSGT

INITIAL TRAINING SETTING: FORMAL

CONDITION: Given classification guidelines, current intelligence situation, CCIRs, Weather Report format and WXREP reportable information.

STANDARD: By completing all performance steps and ensuring correct format, within the time allotted by the operational environment.

PERFORMANCE STEPS:

1. Record the Date Time period when the observations were made.
2. Record the Date Time Group of BMNT.
3. Record the Date Time Group of sunrise.
4. Record the Date Time Group of sunset.
5. Record the Date Time Group of EENT.
6. Record the Date Time Group of moon rise.
7. Record the Date Time Group of moon set.
8. Record moon phase.
9. Record the Date Time Groups for when Night Vision Devices begin and cease to be useful.
10. Record the distance of visibility.
11. Determine/Record the cloud ceiling above ground level.
12. Determine/Record the wind direction.
13. Record the Date Time Groups for high and low tide, as required.
14. Determine/Record the sea state, as required.
15. Record remarks.
16. Read report.
17. Identify key information.
18. Develop an assessment.
19. Annotate classification.
20. Ensure grammar is correct.
21. Ensure content is correct.
22. Submit for review.
23. Produce final document.

REFERENCES:

1. DIA Intelligence Writing Guide
2. ICD 203 Intelligence Community Directive 203
3. ICD 206 Intelligence Community Directive 206
4. MCRP 2-25A Reconnaissance Reports Guide
5. MCWP 2-25 Ground Reconnaissance Operations
6. MCWP 2-6 Counterintelligence
7. TM 10091B/10092B-10/1 AN/PAS-13B(V)2 & 3 THERMAL SIGHT
8. TM 10091C/10092C-OR/1 AN/PAS-13D(V)2 & 3 THERMAL SIGHT
9. TM 10271A-10/1 Operator's Manual, Monocular NVD, AN/PVS-14
10. TM 10796-12&P Operators Manual for AN/PVS-17/17B/17C Miniature Night Sight
11. TM 10988B-IN/1 AN/PAS-22 Intermediate Maintenance Manual
12. TM 11064-OR Operator's Manual Rifle, Combat Optic (RCO)
13. TM 11085B-OR/1 Operators Manual for Sight, Night Vision Sniper Scope (AN/PVS-27)
14. TM 11237B-OR MRTB AN/PAS-28
15. TM 11304A-12/1 VECTOR-21 COMBINED LASER RANGE FINDER
16. TM 11499A-OR Operators Manual for the Individual Weapon Night Sight-Image Intensified (IWNS-I) AN/PVS-24A
17. TM 11545A-OR Operators Manual for the Individual Weapon Night Sight-Thermal (IWNS-T) AN/PAS-27
18. TM 11758A-OR SDO Operator's Manual

19. TM 11792A-OI Machinegun Day Optic, SU-260/P
20. TM 11901A-OR M71 SCOUT SNIPER OBSERVATION TELESCOPE

REC-N-COLL-2424: Validate a combat assessment

EVALUATION-CODED: NO

SUSTAINMENT INTERVAL: 12 months

MOS PERFORMING: 0321

BILLETS: Recon Team Leader

GRADES: SGT, SSGT

INITIAL TRAINING SETTING: FORMAL

CONDITION: Given an objective that has been prosecuted by fires.

STANDARD: By completing all performance steps, determining overall effectiveness of force employment in the military operation, and ensuring correct format within the time allotted by the operational environment.

PERFORMANCE STEPS:

1. Conduct Battle Damage Assessment (BDA).
2. Conduct munitions effects assessment.
3. Determine re-attack recommendation.
4. Report overall effectiveness of force employment.

REFERENCES:

1. JP 3-09.3 Close Air Support
 2. MCWP 2-25 Ground Reconnaissance Operations
 3. MCWP 3-16.6A Supporting Arms Observer, Spotter and Controller (FMFM 6-8)
 4. TM 10091B/10092B-10/1 AN/PAS-13B(V)2 & 3 THERMAL SIGHT
 5. TM 10091C/10092C-OR/1 AN/PAS-13D(V)2 & 3 THERMAL SIGHT
 6. TM 10271A-10/1 Operator's Manual, Monocular NVD, AN/PVS-14
 7. TM 10796-12&P Operators Manual for AN/PVS-17/17B/17C Miniature Night Sight
 8. TM 10988B-IN/1 AN/PAS-22 Intermediate Maintenance Manual
 9. TM 11064-OR Operator's Manual Rifle, Combat Optic (RCO)
 10. TM 11085B-OR/1 Operators Manual for Sight, Night Vision Sniper Scope (AN/PVS-27)
 11. TM 11237B-OR MRTB AN/PAS-28
 12. TM 11304A-12/1 VECTOR-21 COMBINED LASER RANGE FINDER
 13. TM 11499A-OR Operators Manual for the Individual Weapon Night Sight-Image Intensified (IWNS-I) AN/PVS-24A
 14. TM 11545A-OR Operators Manual for the Individual Weapon Night Sight-Thermal (IWNS-T) AN/PAS-27
 15. TM 11758A-OR SDO Operator's Manual
 16. TM 11792A-OI Machinegun Day Optic, SU-260/P
 17. TM 11901A-OR M71 SCOUT SNIPER OBSERVATION TELESCOPE
-

RECNCOLL-2501: Validate an Aircraft Landing Zone Report (ALZREP)

EVALUATION-CODED: NO SUSTAINMENT INTERVAL: 12 months

MOS PERFORMING: 0307, 0321

BILLETS: Recon Platoon Commander, Recon Platoon Sergeant

GRADES: GYSGT, 2NDLT, 1STLT, CAPT

INITIAL TRAINING SETTING: FORMAL

CONDITION: Given classification guidelines, current intelligence situation, CCIRs, ALZ Report format, and ALZ reportable information.

STANDARD: By completing all performance steps and ensuring correct format, within the time allotted by the operational environment.

PERFORMANCE STEPS:

1. Read report.
2. Identify key information.
3. Develop an assessment.
4. Annotate classification.
5. Ensure grammar is correct.
6. Ensure content is correct.
7. Verify quality assurance of final document.
8. Disseminate reporting, as required.
9. Produce Level II Intelligence Report incorporating reported information.

REFERENCES:

1. AFI 13-217 Drop Zone and Landing Zone Operations
2. DIA Intelligence Writing Guide
3. FM 3-21.38 Pathfinder Operations
4. FM 5-430-00-2 Planning and Design of Roads, Airfields, and Heliports; VOL II
5. ICD 203 Intelligence Community Directive 203
6. ICD 206 Intelligence Community Directive 206
7. MCRP 2-25A Reconnaissance Reports Guide
8. MCWP 2-25 Ground Reconnaissance Operations
9. MCWP 2-6 Counterintelligence

RECNCOLL-2502: Validate a Beach Survey Report (BEACHREP)

EVALUATION-CODED: NO SUSTAINMENT INTERVAL: 12 months

MOS PERFORMING: 0307, 0321

BILLETS: Recon Platoon Commander, Recon Platoon Sergeant

GRADES: GYSGT, 2NDLT, 1STLT, CAPT

INITIAL TRAINING SETTING: FORMAL

CONDITION: Given classification guidelines, current intelligence situation, CCIRs, Beach Survey Report format, and BEACHREP reportable information.

STANDARD: By completing all performance steps and ensuring correct format, within the time allotted by the operational environment.

PERFORMANCE STEPS:

1. Read report.
2. Identify key information.
3. Develop an assessment.
4. Annotate classification.
5. Ensure grammar is correct.
6. Ensure content is correct.
7. Verify quality assurance of final document.
8. Disseminate reporting, as required.
9. Produce Level II Intelligence Report incorporating reported information.

REFERENCES:

1. DIA Intelligence Writing Guide
 2. ICD 203 Intelligence Community Directive 203
 3. ICD 206 Intelligence Community Directive 206
 4. MCRP 2-25A Reconnaissance Reports Guide
 5. MCWP 2-25 Ground Reconnaissance Operations
 6. MCWP 2-6 Counterintelligence
 7. MCWP 3-13 Employment of Amphibious Assault Vehicles
-

RECN-COLL-2503: Validate a Bridge Report (BRIDGEREP)

EVALUATION-CODED: NO

SUSTAINMENT INTERVAL: 12 months

MOS PERFORMING: 0307, 0321

BILLETS: Recon Platoon Commander, Recon Platoon Sergeant

GRADES: GYSGT, 2NDLT, 1STLT, CAPT

INITIAL TRAINING SETTING: FORMAL

CONDITION: Given classification guidelines, current intelligence situation, CCIRs, Bridge Report format, and BRIDGEREP reportable information.

STANDARD: By completing all performance steps and ensuring correct format, within the time allotted by the operational environment.

PERFORMANCE STEPS:

1. Read report.
2. Identify key information.
3. Develop an assessment.
4. Annotate classification.
5. Ensure grammar is correct.
6. Ensure content is correct.
7. Verify quality assurance of final document.

8. Disseminate reporting, as required.
9. Produce Level II Intelligence Report incorporating reported information.

REFERENCES:

1. DIA Intelligence Writing Guide
 2. FM 3-34.170 Engineer Reconnaissance
 3. ICD 203 Intelligence Community Directive 203
 4. ICD 206 Intelligence Community Directive 206
 5. MCRP 2-25A Reconnaissance Reports Guide
 6. MCWP 2-25 Ground Reconnaissance Operations
 7. MCWP 2-6 Counterintelligence
-

REC-COLL-2504: Validate a Confirmatory Beach Report (CONBEREP)

EVALUATION-CODED: NO

SUSTAINMENT INTERVAL: 1 month

MOS PERFORMING: 0307, 0321

BILLETS: Recon Platoon Commander, Recon Platoon Sergeant

GRADES: GYSGT, 2NDLT, 1STLT, CAPT

INITIAL TRAINING SETTING: FORMAL

CONDITION: Given classification guidelines, current intelligence situation, CCIRs, Confirmatory Beach Report format, and CONBEREP reportable information.

STANDARD: By completing all performance steps and ensuring correct format, within the time allotted by the operational environment.

PERFORMANCE STEPS:

1. Read report.
2. Identify key information.
3. Develop an assessment.
4. Annotate classification.
5. Ensure grammar is correct.
6. Ensure content is correct.
7. Verify quality assurance of final document.
8. Disseminate reporting, as required.
9. Produce Level II Intelligence Report incorporating reported information.

REFERENCES:

1. DIA Intelligence Writing Guide
 2. ICD 203 Intelligence Community Directive 203
 3. ICD 206 Intelligence Community Directive 206
 4. MCRP 2-25A Reconnaissance Reports Guide
 5. MCWP 2-25 Ground Reconnaissance Operations
 6. MCWP 2-6 Counterintelligence
 7. MCWP 3-13 Employment of Amphibious Assault Vehicles
-

REC-N-COLL-2505: Validate a River/Estuary Report (DELTAREP)

EVALUATION-CODED: NO SUSTAINMENT INTERVAL: 12 months

MOS PERFORMING: 0307, 0321

BILLETS: Recon Platoon Commander, Recon Platoon Sergeant

GRADES: GYSGT, 2NDLT, 1STLT, CAPT

INITIAL TRAINING SETTING: FORMAL

CONDITION: Given classification guidelines, current intelligence situation, CCIRs, River/Estuary Report format, and DELTAREP reportable information.

STANDARD: By completing all performance steps and ensuring correct format, within the time allotted by the operational environment.

PERFORMANCE STEPS:

1. Read report.
2. Identify key information.
3. Develop an assessment.
4. Annotate classification.
5. Ensure grammar is correct.
6. Ensure content is correct.
7. Verify quality assurance of final document.
8. Disseminate reporting, as required.
9. Produce Level II Intelligence Report incorporating reported information.

REFERENCES:

1. DIA Intelligence Writing Guide
2. FM 3-34.170 Engineer Reconnaissance
3. ICD 203 Intelligence Community Directive 203
4. ICD 206 Intelligence Community Directive 206
5. MCRP 2-25A Reconnaissance Reports Guide
6. MCWP 2-25 Ground Reconnaissance Operations
7. MCWP 2-6 Counterintelligence
8. MCWP 3-13 Employment of Amphibious Assault Vehicles

REC-N-COLL-2506: Validate a Detailed Building Report (DBREP)

EVALUATION-CODED: NO SUSTAINMENT INTERVAL: 12 months

MOS PERFORMING: 0307, 0321

BILLETS: Recon Platoon Commander, Recon Platoon Sergeant

GRADES: GYSGT, 2NDLT, 1STLT, CAPT

INITIAL TRAINING SETTING: FORMAL

CONDITION: Given classification guidelines, current intelligence situation, CCIRs, Detailed Building Report format, and DBREP reportable information.

STANDARD: By completing all performance steps and ensuring correct format, within the time allotted by the operational environment.

PERFORMANCE STEPS:

1. Read report.
2. Identify key information.
3. Develop an assessment.
4. Annotate classification.
5. Ensure grammar is correct.
6. Ensure content is correct.
7. Verify quality assurance of final document.
8. Disseminate reporting, as required.
9. Produce Level II Intelligence Report incorporating reported information.

REFERENCES:

1. DIA Intelligence Writing Guide
 2. FM 3-34.170 Engineer Reconnaissance
 3. ICD 203 Intelligence Community Directive 203
 4. ICD 206 Intelligence Community Directive 206
 5. MCRP 2-25A Reconnaissance Reports Guide
 6. MCWP 2-25 Ground Reconnaissance Operations
 7. MCWP 2-6 Counterintelligence
-

RECN-COLL-2507: Validate a Drop Zone Report (DZREP)

EVALUATION-CODED: NO

SUSTAINMENT INTERVAL: 12 months

MOS PERFORMING: 0307, 0321

BILLETS: Recon Platoon Commander, Recon Platoon Sergeant

GRADES: GYSGT, 2NDLT, 1STLT, CAPT

INITIAL TRAINING SETTING: FORMAL

CONDITION: Given classification guidelines, current intelligence situation, CCIRs, Drop Zone Report format, and DZREP reportable information.

STANDARD: By completing all performance steps and ensuring correct format, within the time allotted by the operational environment.

PERFORMANCE STEPS:

1. Read report.
2. Identify key information.
3. Develop an assessment.
4. Annotate classification.
5. Ensure grammar is correct.
6. Ensure content is correct.
7. Verify quality assurance of final document.

8. Disseminate reporting, as required.
9. Produce Level II Intelligence Report incorporating reported information.

REFERENCES:

1. AFI 13-217 Drop Zone and Landing Zone Operations
 2. DIA Intelligence Writing Guide
 3. FM 3-21.38 Pathfinder Operations
 4. FM 5-430-00-2 Planning and Design of Roads, Airfields, and Heliports;VOL II
 5. ICD 203 Intelligence Community Directive 203
 6. ICD 206 Intelligence Community Directive 206
 7. MCRP 2-25A Reconnaissance Reports Guide
 8. MCWP 2-25 Ground Reconnaissance Operations
 9. MCWP 2-6 Counterintelligence
-

RECN-COLL-2508: Validate a Flash / Action Report (FLASHREP)

EVALUATION-CODED: NO

SUSTAINMENT INTERVAL: 12 months

MOS PERFORMING: 0307, 0321

BILLETS: Recon Platoon Commander, Recon Platoon Sergeant

GRADES: GYSGT, 2NDLT, 1STLT, CAPT

INITIAL TRAINING SETTING: FORMAL

CONDITION: Given classification guidelines, current intelligence situation, CCIRs, Flash/Action Report format, and FLASHREP reportable information.

STANDARD: By completing all performance steps and ensuring correct format, within the time allotted by the operational environment.

PERFORMANCE STEPS:

1. Read report.
2. Identify key information.
3. Develop an assessment.
4. Annotate classification.
5. Ensure grammar is correct.
6. Ensure content is correct.
7. Verify quality assurance of final document.
8. Disseminate reporting, as required.
9. Produce Level II Intelligence Report incorporating reported information.

REFERENCES:

1. DIA Intelligence Writing Guide
 2. ICD 203 Intelligence Community Directive 203
 3. ICD 206 Intelligence Community Directive 206
 4. MCRP 2-25A Reconnaissance Reports Guide
 5. MCWP 2-25 Ground Reconnaissance Operations
 6. MCWP 2-6 Counterintelligence
-

RECNCOLL-2509: Validate a River Ford Report (FORDREP)

EVALUATION-CODED: NO SUSTAINMENT INTERVAL: 12 months

MOS PERFORMING: 0307, 0321

BILLETS: Recon Platoon Commander, Recon Platoon Sergeant

GRADES: GYSGT, 2NDLT, 1STLT, CAPT

INITIAL TRAINING SETTING: FORMAL

CONDITION: Given classification guidelines, current intelligence situation, CCIRs, River Ford Report format and FORDREP reportable information.

STANDARD: By completing all performance steps and ensuring correct format, within the time allotted by the operational environment.

PERFORMANCE STEPS:

1. Read report.
2. Identify key information.
3. Develop an assessment.
4. Annotate classification.
5. Ensure grammar is correct.
6. Ensure content is correct.
7. Verify quality assurance of final document.
8. Disseminate reporting, as required.
9. Produce Level II Intelligence Report incorporating reported information.

REFERENCES:

1. DIA Intelligence Writing Guide
 2. FM 3-34.170 Engineer Reconnaissance
 3. ICD 203 Intelligence Community Directive 203
 4. ICD 206 Intelligence Community Directive 206
 5. MCRP 2-25A Reconnaissance Reports Guide
 6. MCWP 2-25 Ground Reconnaissance Operations
 7. MCWP 2-6 Counterintelligence
 8. MCWP 3-13 Employment of Amphibious Assault Vehicles
-

RECNCOLL-2510: Validate a Helicopter Landing Site Report (HELLSREP)

EVALUATION-CODED: NO SUSTAINMENT INTERVAL: 12 months

MOS PERFORMING: 0307, 0321

BILLETS: Recon Platoon Commander, Recon Platoon Sergeant

GRADES: GYSGT, 2NDLT, 1STLT, CAPT

INITIAL TRAINING SETTING: FORMAL

CONDITION: Given classification guidelines, current intelligence situation, CCIRs, Helicopter Landing Site Report format and HELLSREP reportable information.

STANDARD: By completing all performance steps and ensuring correct format, within the time allotted by the operational environment.

PERFORMANCE STEPS:

1. Read report.
2. Identify key information.
3. Develop an assessment.
4. Annotate classification.
5. Ensure grammar is correct.
6. Ensure content is correct.
7. Verify quality assurance of final document.
8. Disseminate reporting, as required.
9. Produce Level II Intelligence Report incorporating reported information.

REFERENCES:

1. AFI 13-217 Drop Zone and Landing Zone Operations
2. DIA Intelligence Writing Guide
3. FM 3-21.38 Pathfinder Operations
4. FM 5-430-00-2 Planning and Design of Roads, Airfields, and Heliports;VOL II
5. ICD 203 Intelligence Community Directive 203
6. ICD 206 Intelligence Community Directive 206
7. MCRP 2-25A Reconnaissance Reports Guide
8. MCWP 2-25 Ground Reconnaissance Operations
9. MCWP 2-6 Counterintelligence
10. MCWP 3-11.4 Helicopterborne Operations

RECN-COLL-2511: Validate a Hotel/Uniform/Tango Report (HUTREP)

EVALUATION-CODED: NO

SUSTAINMENT INTERVAL: 12 months

MOS PERFORMING: 0307, 0321

BILLETS: Recon Platoon Commander, Recon Platoon Sergeant

GRADES: GYSGT, 2NDLT, 1STLT, CAPT

INITIAL TRAINING SETTING: FORMAL

CONDITION: Given classification guidelines, current intelligence situation, CCIRs, Hotel/Uniform/Tango Report format and HUTREP reportable information.

STANDARD: By completing all performance steps and ensuring correct format, within the time allotted by the operational environment.

PERFORMANCE STEPS:

1. Read report.
2. Identify key information.

3. Develop an assessment.
4. Annotate classification.
5. Ensure grammar is correct.
6. Ensure content is correct.
7. Verify quality assurance of final document.
8. Disseminate reporting, as required.
9. Produce Level II Intelligence Report incorporating reported information.

REFERENCES:

1. DIA Intelligence Writing Guide
 2. ICD 203 Intelligence Community Directive 203
 3. ICD 206 Intelligence Community Directive 206
 4. MCRP 2-25A Reconnaissance Reports Guide
 5. MCWP 2-25 Ground Reconnaissance Operations
 6. MCWP 2-6 Counterintelligence
-

REC-N-COLL-2512: Validate a Meaconing, Intrusion, Jamming, and Interference Report (MEJIREP)

EVALUATION-CODED: NO **SUSTAINMENT INTERVAL:** 12 months

MOS PERFORMING: 0307, 0321

BILLETS: Recon Platoon Commander, Recon Platoon Sergeant

GRADES: GYSGT, 2NDLT, 1STLT, CAPT

INITIAL TRAINING SETTING: FORMAL

CONDITION: Given classification guidelines, current intelligence situation, CCIRs, Meaconing, Intrusion, Jamming, and Interference Report format and MEJIREP reportable information.

STANDARD: By completing all performance steps and ensuring correct format, within the time allotted by the operational environment.

PERFORMANCE STEPS:

1. Read report.
2. Identify key information.
3. Develop an assessment.
4. Annotate classification.
5. Ensure grammar is correct.
6. Ensure content is correct.
7. Verify quality assurance of final document.
8. Disseminate reporting, as required.
9. Produce Level II Intelligence Report incorporating reported information.

REFERENCES:

1. DIA Intelligence Writing Guide
2. ICD 203 Intelligence Community Directive 203
3. ICD 206 Intelligence Community Directive 206
4. MCRP 2-25A Reconnaissance Reports Guide

5. MCWP 2-25 Ground Reconnaissance Operations
6. MCWP 2-6 Counterintelligence

RECN-COLL-2513: Validate a Nuclear, Biological, and Chemical Report (NBCREP)

EVALUATION-CODED: NO **SUSTAINMENT INTERVAL:** 12 months

MOS PERFORMING: 0307, 0321

BILLETS: Recon Platoon Commander, Recon Platoon Sergeant

GRADES: GYSGT, 2NDLT, 1STLT, CAPT

INITIAL TRAINING SETTING: FORMAL

CONDITION: Given classification guidelines, current intelligence situation, CCIRs, Meaconing Nuclear, Biological, and Chemical Report format and NBCREP reportable information.

STANDARD: By completing all performance steps and ensuring correct format, within the time allotted by the operational environment.

PERFORMANCE STEPS:

1. Read report.
2. Identify key information.
3. Develop an assessment.
4. Annotate classification.
5. Ensure grammar is correct.
6. Ensure content is correct.
7. Verify quality assurance of final document.
8. Disseminate reporting, as required.
9. Produce Level II Intelligence Report incorporating reported information.

REFERENCES:

1. DIA Intelligence Writing Guide
2. ICD 203 Intelligence Community Directive 203
3. ICD 206 Intelligence Community Directive 206
4. MCRP 2-25A Reconnaissance Reports Guide
5. MCWP 2-25 Ground Reconnaissance Operations
6. MCWP 2-6 Counterintelligence

RECN-COLL-2514: Validate a Photo Log Report (PHOTOLOG)

EVALUATION-CODED: NO **SUSTAINMENT INTERVAL:** 12 months

MOS PERFORMING: 0307, 0321

BILLETS: Recon Platoon Commander, Recon Platoon Sergeant

GRADES: GYSGT, 2NDLT, 1STLT, CAPT

INITIAL TRAINING SETTING: FORMAL

CONDITION: Given classification guidelines, current intelligence situation, CCIRs, Photo Log Report format and PHOTOLOG reportable information.

STANDARD: By completing all performance steps and ensuring correct format, within the time allotted by the operational environment.

PERFORMANCE STEPS:

1. Read report.
2. Identify key information.
3. Develop an assessment.
4. Annotate classification.
5. Ensure grammar is correct.
6. Ensure content is correct.
7. Verify quality assurance of final document.
8. Disseminate reporting, as required.
9. Produce Level II Intelligence Report incorporating reported information.

REFERENCES:

1. DIA Intelligence Writing Guide
 2. ICD 203 Intelligence Community Directive 203
 3. ICD 206 Intelligence Community Directive 206
 4. MCRP 2-25A Reconnaissance Reports Guide
 5. MCWP 2-25 Ground Reconnaissance Operations
 6. MCWP 2-6 Counterintelligence
-

RECN-COLL-2515: Validate a Railroad Reconnaissance Report (RAILREP)

EVALUATION-CODED: NO SUSTAINMENT INTERVAL: 12 months

MOS PERFORMING: 0307, 0321

BILLETS: Recon Platoon Commander, Recon Platoon Sergeant

GRADES: GYSGT, 2NDLT, 1STLT, CAPT

INITIAL TRAINING SETTING: FORMAL

CONDITION: Given classification guidelines, current intelligence situation, CCIRs, Railroad Reconnaissance Report format and RAILREP reportable information.

STANDARD: By completing all performance steps and ensuring correct format, within the time allotted by the operational environment.

PERFORMANCE STEPS:

1. Read report.
2. Identify key information.
3. Develop an assessment.
4. Annotate classification.
5. Ensure grammar is correct.

6. Ensure content is correct.
7. Verify quality assurance of final document.
8. Disseminate reporting, as required.
9. Produce Level II Intelligence Report incorporating reported information.

REFERENCES:

1. DIA Intelligence Writing Guide
2. FM 3-34.170 Engineer Reconnaissance
3. ICD 203 Intelligence Community Directive 203
4. ICD 206 Intelligence Community Directive 206
5. MCRP 2-25A Reconnaissance Reports Guide
6. MCWP 2-25 Ground Reconnaissance Operations
7. MCWP 2-6 Counterintelligence

RECN-COLL-2516: Validate a Route and Road Report (ROUTEREP)

EVALUATION-CODED: NO **SUSTAINMENT INTERVAL:** 12 months

MOS PERFORMING: 0307, 0321

BILLETS: Recon Platoon Commander, Recon Platoon Sergeant

GRADES: GYSGT, 2NDLT, 1STLT, CAPT

INITIAL TRAINING SETTING: FORMAL

CONDITION: Given classification guidelines, current intelligence situation, CCIRs, Route and Road Report format and ROUTEREP reportable information.

STANDARD: By completing all performance steps and ensuring correct format, within the time allotted by the operational environment.

PERFORMANCE STEPS:

1. Read report.
2. Identify key information.
3. Develop an assessment.
4. Annotate classification.
5. Ensure grammar is correct.
6. Ensure content is correct.
7. Verify quality assurance of final document.
8. Disseminate reporting, as required.
9. Disseminate reporting, as required.

REFERENCES:

1. DIA Intelligence Writing Guide
 2. FM 3-34.170 Engineer Reconnaissance
 3. ICD 203 Intelligence Community Directive 203
 4. ICD 206 Intelligence Community Directive 206
 5. MCRP 2-25A Reconnaissance Reports Guide
 6. MCWP 2-25 Ground Reconnaissance Operations
 7. MCWP 2-6 Counterintelligence
-

REC�-COLL-2517: Validate a SALUTE Report (SALUTEREP)

EVALUATION-CODED: NO SUSTAINMENT INTERVAL: 12 months

MOS PERFORMING: 0307, 0321

BILLETS: Recon Platoon Commander, Recon Platoon Sergeant

GRADES: GYSGT, 2NDLT, 1STLT, CAPT

INITIAL TRAINING SETTING: FORMAL

CONDITION: Given classification guidelines, current intelligence situation, CCIRs, SALUTE Report format and SALUTEREP reportable information.

STANDARD: By completing all performance steps and ensuring correct format, within the time allotted by the operational environment.

PERFORMANCE STEPS:

1. Read report.
2. Identify key information.
3. Develop an assessment.
4. Annotate classification.
5. Ensure grammar is correct.
6. Ensure content is correct.
7. Verify quality assurance of final document.
8. Disseminate reporting, as required.
9. Produce Level II Intelligence Report incorporating reported information.

REFERENCES:

1. DIA Intelligence Writing Guide
 2. ICD 203 Intelligence Community Directive 203
 3. ICD 206 Intelligence Community Directive 206
 4. MCRP 2-25A Reconnaissance Reports Guide
 5. MCWP 2-25 Ground Reconnaissance Operations
 6. MCWP 2-6 Counterintelligence
-

REC�-COLL-2518: Validate a Standard Shelling, Mortar, or Bombing Report (SHELLREP) (MORTREP) (BOMREP)

EVALUATION-CODED: NO SUSTAINMENT INTERVAL: 12 months

MOS PERFORMING: 0307, 0321

BILLETS: Recon Platoon Commander, Recon Platoon Sergeant

GRADES: GYSGT, 2NDLT, 1STLT, CAPT

INITIAL TRAINING SETTING: FORMAL

CONDITION: Given classification guidelines, current intelligence situation, CCIRs, Standard Shelling, Mortar, or Bombing Report format and (SHELLREP)

(MORTREP) (BOMREP) reportable information.

STANDARD: By completing all performance steps and ensuring correct format, within the time allotted by the operational environment.

PERFORMANCE STEPS:

1. Read report.
2. Identify key information.
3. Develop an assessment.
4. Annotate classification.
5. Ensure grammar is correct.
6. Ensure grammar is correct.
7. Verify quality assurance of final document.
8. Disseminate reporting, as required.
9. Produce Level II Intelligence Report incorporating reported information.

REFERENCES:

1. DIA Intelligence Writing Guide
2. ICD 203 Intelligence Community Directive 203
3. ICD 206 Intelligence Community Directive 206
4. MCRP 2-25A Reconnaissance Reports Guide
5. MCWP 2-25 Ground Reconnaissance Operations
6. MCWP 2-6 Counterintelligence

RECN-COLL-2519: Validate a Situation Report (SITREP)

EVALUATION-CODED: NO **SUSTAINMENT INTERVAL:** 12 months

MOS PERFORMING: 0307, 0321

BILLETS: Recon Platoon Commander, Recon Platoon Sergeant

GRADES: GYSGT, 2NDLT, 1STLT, CAPT

INITIAL TRAINING SETTING: FORMAL

CONDITION: Given classification guidelines, current intelligence situation, CCIRs, Situation Report format and SITREP reportable information.

STANDARD: By completing all performance steps and ensuring correct format, within the time allotted by the operational environment.

PERFORMANCE STEPS:

1. Read report.
2. Identify key information.
3. Identify key information.
4. Annotate classification.
5. Ensure grammar is correct.
6. Ensure content is correct.
7. Verify quality assurance of final document.
8. Disseminate reporting, as required.
9. Produce Level II Intelligence Report incorporating reported information.

REFERENCES:

1. DIA Intelligence Writing Guide
 2. ICD 203 Intelligence Community Directive 203
 3. ICD 206 Intelligence Community Directive 206
 4. MCRP 2-25A Reconnaissance Reports Guide
 5. MCWP 2-25 Ground Reconnaissance Operations
 6. MCWP 2-6 Counterintelligence
-

RECNCOLL-2520: Validate a Enemy Sighting Report (SPOTREP)

EVALUATION-CODED: NO **SUSTAINMENT INTERVAL:** 12 months

MOS PERFORMING: 0307, 0321

BILLETS: Recon Platoon Commander, Recon Platoon Sergeant

GRADES: GYSGT, 2NDLT, 1STLT, CAPT

INITIAL TRAINING SETTING: FORMAL

CONDITION: Given classification guidelines, current intelligence situation, CCIRs, Enemy Sighting Report format and SPOTREP reportable information.

STANDARD: By completing all performance steps and ensuring correct format, within the time allotted by the operational environment.

PERFORMANCE STEPS:

1. Read report.
2. Identify key information.
3. Develop an assessment.
4. Annotate classification.
5. Ensure grammar is correct.
6. Ensure content is correct.
7. Verify quality assurance of final document.
8. Disseminate reporting, as required.
9. Produce Level II Intelligence Report incorporating reported information.

REFERENCES:

1. DIA Intelligence Writing Guide
 2. ICD 203 Intelligence Community Directive 203
 3. ICD 206 Intelligence Community Directive 206
 4. MCRP 2-25A Reconnaissance Reports Guide
 5. MCWP 2-25 Ground Reconnaissance Operations
 6. MCWP 2-6 Counterintelligence
-

RECNCOLL-2521: Validate a Surf Observation Report (SURFREP)

EVALUATION-CODED: NO **SUSTAINMENT INTERVAL:** 12 months

MOS PERFORMING: 0307, 0321

BILLETS: Recon Platoon Commander, Recon Platoon Sergeant

GRADES: GYSGT, 2NDLT, 1STLT, CAPT

INITIAL TRAINING SETTING: FORMAL

CONDITION: Given classification guidelines, current intelligence situation, CCIRs, Surf Observation Report format and SURFREP reportable information.

STANDARD: By completing all performance steps and ensuring correct format, within the time allotted by the operational environment.

PERFORMANCE STEPS:

1. Read report.
2. Identify key information.
3. Develop an assessment.
4. Annotate classification.
5. Ensure grammar is correct.
6. Ensure content is correct.
7. Verify quality assurance of final document.
8. Disseminate reporting, as required.
9. Produce Level II Intelligence Report incorporating reported information.

REFERENCES:

1. DIA Intelligence Writing Guide
2. ICD 203 Intelligence Community Directive 203
3. ICD 206 Intelligence Community Directive 206
4. MCRP 2-25A Reconnaissance Reports Guide
5. MCWP 2-25 Ground Reconnaissance Operations
6. MCWP 2-6 Counterintelligence
7. MCWP 3-13 Employment of Amphibious Assault Vehicles

RECN-COLL-2522: Validate a Tunnel Report (TUNNELREP)

EVALUATION-CODED: NO SUSTAINMENT INTERVAL: 12 months

MOS PERFORMING: 0307, 0321

BILLETS: Recon Platoon Commander, Recon Platoon Sergeant

GRADES: GYSGT, 2NDLT, 1STLT, CAPT

INITIAL TRAINING SETTING: FORMAL

CONDITION: Given classification guidelines, current intelligence situation, CCIRs, Tunnel Report format and TUNNELREP reportable information.

STANDARD: By completing all performance steps and ensuring correct format, within the time allotted by the operational environment.

PERFORMANCE STEPS:

1. Read report.

2. Identify key information.
3. Develop an assessment.
4. Annotate classification.
5. Ensure grammar is correct.
6. Ensure content is correct.
7. Verify quality assurance of final document.
8. Disseminate reporting, as required.
9. Produce Level II Intelligence Report incorporating reported information.

REFERENCES:

1. DIA Intelligence Writing Guide
 2. FM 3-34.170 Engineer Reconnaissance
 3. ICD 203 Intelligence Community Directive 203
 4. ICD 206 Intelligence Community Directive 206
 5. MCRP 2-25A Reconnaissance Reports Guide
 6. MCWP 2-25 Ground Reconnaissance Operations
 7. MCWP 2-6 Counterintelligence
-

RECN-COLL-2523: Validate a Weather Report (WXREP)

EVALUATION-CODED: NO **SUSTAINMENT INTERVAL:** 12 months

MOS PERFORMING: 0307, 0321

BILLETS: Recon Platoon Commander, Recon Platoon Sergeant

GRADES: GYSGT, 2NDLT, 1STLT, CAPT

INITIAL TRAINING SETTING: FORMAL

CONDITION: Given classification guidelines, current intelligence situation, CCIRs, Weather Report format and WXREP reportable information.

STANDARD: By completing all performance steps and ensuring correct format, within the time allotted by the operational environment.

PERFORMANCE STEPS:

1. Read report.
2. Identify key information.
3. Develop an assessment.
4. Annotate classification.
5. Ensure grammar is correct.
6. Ensure content is correct.
7. Verify quality assurance of final document.
8. Disseminate reporting, as required.
9. Produce Level II Intelligence Report incorporating reported information.

REFERENCES:

1. DIA Intelligence Writing Guide
2. ICD 203 Intelligence Community Directive 203
3. ICD 206 Intelligence Community Directive 206
4. MCRP 2-25A Reconnaissance Reports Guide

5. MCWP 2-25 Ground Reconnaissance Operations
6. MCWP 2-6 Counterintelligence

RECNCOLL-2524: Validate a combat assessment

EVALUATION-CODED: NO **SUSTAINMENT INTERVAL**: 12 months

MOS PERFORMING: 0307, 0321

BILLETS: Recon Platoon Commander, Recon Platoon Sergeant

GRADES: GYSGT, 2NDLT, 1STLT, CAPT

INITIAL TRAINING SETTING: FORMAL

CONDITION: Given an objective that has been prosecuted by fires.

STANDARD: By completing all performance steps, determining overall effectiveness of force employment in the military operation, and ensuring correct format within the time allotted by the operational environment.

PERFORMANCE STEPS:

1. Read report.
2. Identify key information.
3. Develop an assessment.
4. Annotate classification.
5. Ensure grammar is correct.
6. Ensure content is correct.
7. Verify quality assurance of final document.
8. Disseminate reporting, as required.
9. Produce Level II Intelligence Report incorporating reported information.

REFERENCES:

1. JP 3-09.3 Close Air Support
2. MCWP 2-25 Ground Reconnaissance Operations
3. MCWP 3-16.6A Supporting Arms Observer, Spotter and Controller (FMFM 6-8)

RECNCOMM-2001: Operate communications equipment sets with encryption

EVALUATION-CODED: NO **SUSTAINMENT INTERVAL**: 1 month

MOS PERFORMING: 0307, 0321, 8403, 8427

BILLETS: Recon Man

GRADES: PVT, PFC, LCPL, CPL, SGT, SSGT, GYSGT, 2NDLT, 1STLT, CAPT, NV-SN, NV-PO-3, NV-PO-2, NV-PO-1, NV-CPO

INITIAL TRAINING SETTING: FORMAL

CONDITION: Given a mission, mission information, radio, a field computer, recon operations center, CEOI, and encryption material.

STANDARD: By receiving/inputting mission information.

PERFORMANCE STEPS:

1. Receive the CEOI.
2. Determine applicable mission frequencies, data, and crypto.
3. Ensure the chain of custody for crypto is complete.
4. Load applicable program application into subordinate station.
5. Conduct radio checks from the subordinate station to the ROC.
6. Conduct transfer of data from the subordinate station to the ROC.
7. Maintain operational security.
8. Operate tactical software during mission.
9. Conduct destruction plan for EKMS / CEOI at end of mission.

PREREQUISITE EVENTS:

RECN-COMM-1001	RECN-COMM-1002	RECN-COMM-1003
RECN-COMM-1004	RECN-COMM-1005	RECN-COMM-1006
RECN-COMM-1007	RECN-COMM-1008	RECN-COMM-1009
RECN-COMM-1010	RECN-COMM-1011	RECN-COMM-1012
RECN-COMM-1013	RECN-COMM-1014	

REFERENCES:

1. CF-19 CF-19 Panasonic Toughbook Manual
2. EKMS-1 (series) EKMS Policy and Procedures for Navy EKMS Tiers 2 & 3
3. MCRP 2-25A Reconnaissance Reports Guide
4. MCRP 3-40.3A Multiservice Communications Procedures for Tactical Radios in a Joint Environment
5. MCRP 3-40.3B Radio Operator's Handbook
6. MCWP 2-25 Ground Reconnaissance Operations
7. TB 11-7010-326-10-3 TECHNICAL BULLETIN FBCB2/BFT OPERATOR'S POCKET GUIDE FOR Force XXI Battle Command Brigade-and-Below Blue Force Tracking (FBCB2/BFT) Computer Set, Digital AN/UYK-128(V)
8. TM 10597A-OR/4 Operation Manual for Manpack Radio, AN/PRC-117F(V)1(C) Radio Set
9. TM 10746C-OI Operation and Maintenance Instructions for the AN/PRC-148
10. TM 10822A-OR Operation Manual for AN/PRC-150(V) (C) Manpack Radio
11. TM 11496A-OI/3 Operation Manual for AN/PRC-152 Multiband Handheld Radio
12. TM 11-5810-256-OP-2 Operating Procedures for Communication Security Equipment
13. TM 11-5820-890-10-6 Operator's Pocket Guide for SINGARS Ground ICOM Radios

MISCELLANEOUS:

ADMINISTRATIVE INSTRUCTIONS: This task is intended to be used for any data entry device that contains software.

RECN-COMM-2401: Supervise the handling of Electronic Key Management System (EKMS) material

EVALUATION-CODED: NO SUSTAINMENT INTERVAL: 12 months

MOS PERFORMING: 0321, 0629

BILLETS: Company Communications Chief, Recon Team Leader

GRADES: SGT, SSGT

INITIAL TRAINING SETTING: MOJT

CONDITION: Given a mission, a recon teams and classified material while operating as a team leader.

STANDARD: In accordance with the EKMS-1 (series) EKMS Policy and Procedures for Navy EKMS Tiers 2 & 3.

PERFORMANCE STEPS:

1. Supervise the receiving of classified material.
2. Supervise and inspect the safeguarding of material.
3. Supervise and inspect the destruction of material routinely or in an emergency.
4. Supervise and inspect the recording and reporting of destruction or loss of material.
5. Supervise and inspect the zeroing of equipment after mission or an emergency.
6. Supervise the turn in of classified material.

REFERENCES:

1. EKMS-1 (series) EKMS Policy and Procedures for Navy EKMS Tiers 2 & 3
-

RECN-COMM-2402: Supervise the operation of communications equipment sets with encryption

EVALUATION-CODED: NO SUSTAINMENT INTERVAL: 12 months

MOS PERFORMING: 0321, 0629

BILLETS: Company Communications Chief, Recon Team Leader

GRADES: SGT, SSGT

INITIAL TRAINING SETTING: FORMAL

CONDITION: Given a mission, mission information, a recon team, radio, a field computer, recon operations center, CEOI, and encryption material.

STANDARD: By receiving/inputting mission information to successfully transmit voice and data communications.

PERFORMANCE STEPS:

1. Supervise loading of applicable program application into subordinate station.

2. Supervise radio checks from the subordinate station to the ROC.
3. Supervise the transfer of data from the subordinate station to the ROC.
4. Supervise the operation of tactical software during mission.
5. Supervise the teams destruction plan for EKMS / CEOI at end of mission.

REFERENCES:

1. CF-19 CF-19 Panasonic Toughbook Manual
2. EKMS-1 (series) EKMS Policy and Procedures for Navy EKMS Tiers 2 & 3
3. MCRP 2-25A Reconnaissance Reports Guide
4. MCRP 3-40.3A Multiservice Communications Procedures for Tactical Radios in a Joint Environment
5. MCRP 3-40.3B Radio Operator's Handbook
6. MCWP 2-25 Ground Reconnaissance Operations
7. TB 11-7010-326-10-3 TECHNICAL BULLETIN FBCB2/BFT OPERATOR'S POCKET GUIDE FOR Force XXI Battle Command Brigade-and-Below Blue Force Tracking (FBCB2/BFT) Computer Set, Digital AN/UYK-128(V)
8. TM 10597A-OR/4 Operation Manual for Manpack Radio, AN/PRC-117F(V)1(C) Radio Set
9. TM 10746C-OI Operation and Maintenance Instructions for the AN/PRC-148
10. TM 10822A-OR Operation Manual for AN/PRC-150(V) (C) Manpack Radio
11. TM 11496A-OI/3 Operation Manual for AN/PRC-152 Multiband Handheld Radio
12. TM 11-5810-256-OP-2 Operating Procedures for Communication Security Equipment
13. TM 11-5820-890-10-6 Operator's Pocket Guide for SINGARS Ground ICOM Radios

MISCELLANEOUS:

ADMINISTRATIVE INSTRUCTIONS: This task is intended to be used for any data entry device that contains software.

RECN-COMM-2403: Supervise the employment of a field expedient antenna

EVALUATION-CODED: NO

SUSTAINMENT INTERVAL: 1 month

MOS PERFORMING: 0321, 0629

BILLETS: Recon Team Leader

GRADES: SGT, SSGT

INITIAL TRAINING SETTING: FORMAL

CONDITION: Given a radio, field expedient materials, a specified range, a distant station, and a recon team while operating as a team leader.

STANDARD: By establishing communication with the distant station.

PERFORMANCE STEPS:

1. Determine type of wavelength required.
2. Identify type of field expedient antenna (Omni-directional or Bi-directional).

3. Compute length of antenna.
4. Supervise the gathering of required materials (insulators, wires, resistors, etc.).
5. Select a site that offers the type of communication shot required.
6. Supervise and inspect the construction of the antenna.
7. Supervise and inspect the connecting of the antenna to the radio/device.
8. Supervise and inspect the grounding of the radio/device.
9. Supervise the establishment of communication with the distant station.
10. Supervise the transfer of data from the teams station to the distant station.
11. Supervise the transfer of data from the teams station to the distant station.
12. Supervise troubleshooting, as required.

REFERENCES:

1. MCRP 3-40.3B Radio Operator's Handbook
-

RECN-COMM-2404: Supervise the transmittal of a message

EVALUATION-CODED: NO

SUSTAINMENT INTERVAL: 1 month

MOS PERFORMING: 0321, 0629

BILLETS: Company Communications Chief, Recon Team Leader

GRADES: SGT, SSGT

INITIAL TRAINING SETTING: FORMAL

CONDITION: Given a completed report format and a recon team while operating as a team leader.

STANDARD: By providing information of intelligence value within the command directed time standards IAW mission parameters.

PERFORMANCE STEPS:

1. Determine type of message to formulate.
2. Supervise and inspect the compilation of information.
3. Inspect and validate the message.
4. Supervise the transmission of the message to a distant location.

REFERENCES:

1. DIA Intelligence Writing Guide
2. ICD 203 Intelligence Community Directive 203
3. ICD 206 Intelligence Community Directive 206
4. MCRP 3-40.3B Radio Operator's Handbook
5. MCWP 2-25 Ground Reconnaissance Operations

SUPPORT REQUIREMENTS:

OTHER SUPPORT REQUIREMENTS: Frequency for applicable radio(s)

REC�-COMM-2405: Supervise the waterproofing of communication equipment

EVALUATION-CODED: NO SUSTAINMENT INTERVAL: 12 months

MOS PERFORMING: 0321, 0629

BILLETS: Recon Team Leader

GRADES: SGT, SSGT

INITIAL TRAINING SETTING: FORMAL

CONDITION: Given a radio, appropriate waterproofing materials, and a recon team while operating as a team leader.

STANDARD: By ensuring communication assets are operational and protected from the environment.

PERFORMANCE STEPS:

1. Supervise the gathering of waterproofing material.
2. Supervise and inspect the taping and padding of sharp edges.
3. Supervise and inspect the placement of the radio and equipment in water proof material.
4. Inspect that the equipment is properly sealed in a waterproof bag/container.
5. Supervise the equipment dunk tests and inspect that no water leakage occurs.

REFERENCES:

1. MCRP 3-02C Marine Combat Water Survival
2. MCRP 3-40.3B Radio Operator's Handbook

MISCELLANEOUS:

ADMINISTRATIVE INSTRUCTIONS: 1. Radios must be double waterproofed prior to transit through water. 2. Upon completion of water movement, radios must be capable of establishing communications with another station. 3. Waterproofing techniques utilized must allow for use and easy reapplication of waterproofing materials for continued use.

REC�-COMM-2406: Supervise the maintenance of a communication log

EVALUATION-CODED: NO SUSTAINMENT INTERVAL: 12 months

MOS PERFORMING: 0321, 0629

BILLETS: Communications Chief, Recon Team Leader

GRADES: SGT, SSGT

INITIAL TRAINING SETTING: MOJT

CONDITION: Given communication assets, communication log, in-coming and out-going communications, and a recon team while operating as a team leader.

STANDARD: By ensuring that all radio communications are recorded.

PERFORMANCE STEPS:

1. Supervise and inspect the recording of in-coming communications.
2. Supervise and inspect the recording of out-going communications.
3. Supervise and inspect the recording of environmental conditions.
4. Supervise and inspect the recording of antenna configurations.
5. Supervise and inspect the recording of electronic counter measure interference.
6. Supervise the submission of the communication log(s) to higher headquarters.

REFERENCES:

1. Unit Standard Operating Procedures (SOP)
 2. ACP 125 (F) Communications Instructions Radiotelephone Procedures
 3. DIA Intelligence Writing Guide
 4. ICD 203 Intelligence Community Directive 203
 5. ICD 206 Intelligence Community Directive 206
 6. MCRP 3-40.3B Radio Operator's Handbook
 7. MCWP 2-25 Ground Reconnaissance Operations
-

RECN-COMM-2501: Establish communications

EVALUATION-CODED: NO

SUSTAINMENT INTERVAL: 12 months

MOS PERFORMING: 0307, 0321, 0629

BILLETS: Communications Chief, Recon Platoon Commander, Recon Platoon Sergeant

GRADES: GYSGT, 2NDLT, 1STLT, CAPT

INITIAL TRAINING SETTING: FORMAL

CONDITION: Given supporting attachments operating in a MAGTF, Joint, Combined, and/or Interagency environment, a higher headquarters operations order and Communication-Electronics Operations Instructions (CEOI), voice and data communications equipment.

STANDARD: By developing and integrating communication procedures and equipment that enables the presentation of a Common Operational Picture (COP), and the effective command and control of the platoon, in order to accomplish the commander's intent.

PERFORMANCE STEPS:

1. Determine communication requirements (power, electronics, internetworking, data, personnel, equipment and information support requirements) based on mission analysis.
2. Develop an integrated Command and Control (C2) plan.

3. Develop an integrated Command and Control (C2) plan.
4. Receive from higher headquarters communication and information control procedures, to include controlling communication nets and information networks, security measures, restoration priorities and efforts, maintenance, and logistical requirements.
5. Establish, operate, and maintain data and voice networks with higher, adjacent, subordinate and supporting (HASS) organizations.
6. Manage communication, electronic, and information systems to allow for the effective command and control and continuity of operations during all operational phases.
7. Maintain communication status reports, supporting Higher, Adjacent, Subordinate, Supporting (HASS) requirements in accordance with capabilities.

REFERENCES:

1. MCDP 6 Command and Control
2. MCWP 2-25 Ground Reconnaissance Operations
3. MCWP 3-1 Ground Combat Operations

RECN-COMM-2502: Direct establishment of tactical communications architecture

EVALUATION-CODED: NO **SUSTAINMENT INTERVAL:** 12 months

MOS PERFORMING: 0307, 0321, 0629

BILLETS: Recon Platoon Commander, Recon Platoon Sergeant

GRADES: GYSGT, 2NDLT, 1STLT, CAPT

INITIAL TRAINING SETTING: FORMAL

CONDITION: Given a mission that requires a Recon Operation Center (ROC), required personnel, and C4I-related infrastructure and equipment.

STANDARD: By effectively providing command and control while maintaining positive communications with subordinate and higher headquarters within the time limits established by the commander.

PERFORMANCE STEPS:

1. Identify required Military communications bands of the electromagnetic spectrum.
2. Establish tactical communications architecture.
3. Manage Electronic Key Management System (EKMS) material.
4. Employ Encryption/decryption authentication sheets.
5. Employ standard antennas.
6. Employ field expedient antennas (FEAs).
7. Direct, supervise, and inspect the operation of communications equipment sets with encryption.

REFERENCES:

1. CF-19 CF-19 Panasonic Toughbook Manual
2. EKMS-1 (series) EKMS Policy and Procedures for Navy EKMS Tiers 2 & 3

3. MCRP 2-25A Reconnaissance Reports Guide
4. MCRP 3-40.3A Multiservice Communications Procedures for Tactical Radios in a Joint Environment
5. MCRP 3-40.3B Radio Operator's Handbook
6. MCRP 3-40.3C Field Antenna Handbook
7. MCWP 2-25 Ground Reconnaissance Operations
8. TB 11-7010-326-10-3 TECHNICAL BULLETIN FBCB2/BFT OPERATOR'S POCKET GUIDE FOR Force XXI Battle Command Brigade-and-Below Blue Force Tracking (FBCB2/BFT) Computer Set, Digital AN/UYK-128(V)
9. TM 10597A-OR/4 Operation Manual for Manpack Radio, AN/PRC-117F(V)1(C) Radio Set
10. TM 10746C-OI Operation and Maintenance Instructions for the AN/PRC-148
11. TM 10822A-OR Operation Manual for AN/PRC-150(V) (C) Manpack Radio
12. TM 11496A-OI/3 Operation Manual for AN/PRC-152 Multiband Handheld Radio
13. TM 11-5820-890-10-6 Operator's Pocket Guide for SINGARS Ground ICOM Radios

SUPPORT REQUIREMENTS:

RANGE/TRAINING AREA: Facility Code 17410 Maneuver/Training Area, Light Forces

MISCELLANEOUS:

ADMINISTRATIVE INSTRUCTIONS: Performance steps provided are general guidelines to be used in the absence of existing unit SOPs that detail this event.

RECN-COMM-2503: Supervise the operation of communications equipment sets with encryption

EVALUATION-CODED: NO **SUSTAINMENT INTERVAL:** 12 months

MOS PERFORMING: 0307, 0321, 0629

BILLETS: Communications Chief, Recon Platoon Commander, Recon Platoon Sergeant

GRADES: GYSGT, 2NDLT, 1STLT, CAPT

INITIAL TRAINING SETTING: FORMAL

CONDITION: Given a mission, mission information, a recon platoon, radio, a field computer, recon operations center, CEOI, and encryption material.

STANDARD: By receiving/inputting mission information.

PERFORMANCE STEPS:

1. Determine applicable mission frequencies, data, and crypto.
2. Ensure the chain of custody for crypto is complete.
3. Supervise loading of applicable program application into base station.
4. Supervise radio checks from ROC to subordinate stations.

5. Supervise transfer of data from ROC to subordinate stations.
6. Maintain operational security.
7. Operate tactical software during the mission.
8. Operate tactical software during the mission.

REFERENCES:

1. CF-19 CF-19 Panasonic Toughbook Manual
2. EKMS-1 (series) EKMS Policy and Procedures for Navy EKMS Tiers 2 & 3
3. MCRP 2-25A Reconnaissance Reports Guide
4. MCRP 3-40.3A Multiservice Communications Procedures for Tactical Radios in a Joint Environment
5. MCRP 3-40.3B Radio Operator's Handbook
6. MCWP 2-25 Ground Reconnaissance Operations
7. TB 11-7010-326-10-3 TECHNICAL BULLETIN FBCB2/BFT OPERATOR'S POCKET GUIDE FOR Force XXI Battle Command Brigade-and-Below Blue Force Tracking (FBCB2/BFT) Computer Set, Digital AN/UYK-128(V)
8. TM 10597A-OR/4 Operation Manual for Manpack Radio, AN/PRC-117F(V)1(C) Radio Set
9. TM 10746C-OI Operation and Maintenance Instructions for the AN/PRC-148
10. TM 10822A-OR Operation Manual for AN/PRC-150(V) (C) Manpack Radio
11. TM 11496A-OI/3 Operation Manual for AN/PRC-152 Multiband Handheld Radio
12. TM 11-5810-256-OP-2 Operating Procedures for Communication Security Equipment
13. TM 11-5820-890-10-6 Operator's Pocket Guide for SINGARS Ground ICOM Radios

MISCELLANEOUS:

ADMINISTRATIVE INSTRUCTIONS: This task is intended to be used for any data entry device that contains software.

RECN-COMM-2504: Maintain a platoon communication log

EVALUATION-CODED: NO **SUSTAINMENT INTERVAL:** 12 months

MOS PERFORMING: 0307, 0321

BILLETS: Recon Platoon Commander, Recon Platoon Sergeant

GRADES: GYSGT, 2NDLT, 1STLT, CAPT

INITIAL TRAINING SETTING: FORMAL

CONDITION: Given communication assets, communication log, in-coming and out-going communications, and a recon platoon.

STANDARD: By ensuring that all radio communications are recorded.

PERFORMANCE STEPS:

1. Record all in-coming communications.
2. Record all out-going communications.
3. Record all environmental conditions.

4. Record all antenna configurations.
5. Record all electronic counter measure interference.
6. Produce Level II Intelligence Report(s) incorporating communication log inputs

REFERENCES:

1. Unit Standard Operating Procedures (SOP)
 2. MCRP 3-40.3B Radio Operator's Handbook
 3. MCWP 2-25 Ground Reconnaissance Operations
-

RECN-COMM-2601: Establish communications

EVALUATION-CODED: NO **SUSTAINMENT INTERVAL:** 12 months

MOS PERFORMING: 0307, 0321, 0629

BILLETS: Company Communications Chief, Recon Company Commander, Recon Company Executive Officer, Recon Company Operations Chief, Recon Company Operations Officer, Recon Company Training Chief

GRADES: GYSGT, MSGT, 1STLT, CAPT, MAJ

INITIAL TRAINING SETTING: MOJT

CONDITION: Given supporting attachments operating in a MAGTF, Joint, Combined, and/or Interagency environment, a higher headquarters operations order and Communication-Electronics Operations Instructions (CEOI), voice and data communications equipment.

STANDARD: By developing and integrating communication procedures and equipment that enables the presentation of a Common Operational Picture (COP), and the effective command and control of the company, in order to accomplish the commander's intent.

PERFORMANCE STEPS:

1. Determine communication requirements (power, electronics, internetworking, data, personnel, equipment and information support requirements) based on mission analysis.
2. Develop an integrated Command and Control (C2) plan.
3. Prioritize and request communication and information support based on the C2 plan.
4. Receive from higher headquarters communication and information control procedures, to include controlling communication nets and information networks, security measures, restoration priorities and efforts, maintenance, and logistical requirements.
5. Establish, operate, and maintain data and voice networks with higher, adjacent, subordinate and supporting (HASS) organizations.
6. Manage communication, electronic, and information systems to allow for the effective command and control and continuity of operations during all operational phases.
7. Maintain communication status reports, supporting Higher, Adjacent, Subordinate, Supporting (HASS) requirements in accordance with

capabilities.

REFERENCES:

1. MCDP 6 Command and Control
2. MCWP 2-25 Ground Reconnaissance Operations
3. MCWP 3-1 Ground Combat Operations

RECEN-COMM-2602: Direct establishment of tactical communications architecture

EVALUATION-CODED: NO

SUSTAINMENT INTERVAL: 12 months

MOS PERFORMING: 0307, 0321, 0629

GRADES: GYSGT, MSGT, 1STLT, CAPT, MAJ

INITIAL TRAINING SETTING: MOJT

CONDITION: Given a mission that requires a Recon Operation Center (ROC), required personnel, and C4I-related infrastructure and equipment.

STANDARD: By effectively providing command and control, while maintaining positive communications with subordinate and higher headquarters, within the time limits established by the commander.

PERFORMANCE STEPS:

1. Identify required Military communications bands of the electromagnetic spectrum.
2. Establish tactical communications architecture.
3. Manage Electronic Key Management System (EKMS) material.
4. Employ Encryption/decryption authentication sheets.
5. Employ standard antennas.
6. Employ field expedient antennas (FEAs).
7. Direct, supervise, and inspect the operation of communications equipment sets with encryption.

REFERENCES:

1. CF-19 CF-19 Panasonic Toughbook Manual
2. EKMS-1 (series) EKMS Policy and Procedures for Navy EKMS Tiers 2 & 3
3. MCRP 2-25A Reconnaissance Reports Guide
4. MCRP 3-40.3A Multiservice Communications Procedures for Tactical Radios in a Joint Environment
5. MCRP 3-40.3B Radio Operator's Handbook
6. MCRP 3-40.3C Field Antenna Handbook
7. MCWP 2-25 Ground Reconnaissance Operations
8. TB 11-7010-326-10-3 TECHNICAL BULLETIN FBCB2/BFT OPERATOR'S POCKET GUIDE FOR Force XXI Battle Command Brigade-and-Below Blue Force Tracking (FBCB2/BFT) Computer Set, Digital AN/UYK-128(V)
9. TM 10597A-OR/4 Operation Manual for Manpack Radio, AN/PRC-117F(V)1(C) Radio Set
10. TM 10746C-OI Operation and Maintenance Instructions for the AN/PRC-148
11. TM 10822A-OR Operation Manual for AN/PRC-150(V)(C) Manpack Radio
12. TM 11496A-OI/3 Operation Manual for AN/PRC-152 Multiband Handheld Radio

13. TM 11-5810-256-OP-2 Operating Procedures for Communication Security Equipment
14. TM 11-5820-890-10-6 Operator's Pocket Guide for SINGARS Ground ICOM Radios

SUPPORT REQUIREMENTS:

RANGE/TRAINING AREA: Facility Code 17410 Maneuver/Training Area, Light Forces

MISCELLANEOUS:

ADMINISTRATIVE INSTRUCTIONS: Performance steps provided are general guidelines to be used in the absence of existing unit SOPs that detail this event.

REC-2603: Supervise the operation of communications equipment sets with encryption

EVALUATION-CODED: NO

SUSTAINMENT INTERVAL: 12 months

MOS PERFORMING: 0307, 0321, 0629

GRADES: GYSGT, MSGT, 1STLT, CAPT, MAJ

INITIAL TRAINING SETTING: MOJT

CONDITION: Given a mission, mission information, recon platoon(s), radio, a field computer, recon operations center, CEOI, and encryption material.

STANDARD: By receiving/inputting mission information.

PERFORMANCE STEPS:

1. Determine applicable mission frequencies, data, and crypto.
2. Ensure the chain of custody for crypto is complete.
3. Supervise loading of applicable program application into base station.
4. Supervise radio checks from ROC to subordinate stations.
5. Supervise transfer of data from ROC to subordinate stations.
6. Maintain operational security.
7. Operate tactical software during the mission.
8. Supervise the platoon(s) destruction of EKMS/CEOI at end of mission.

REFERENCES:

1. CF-19 CF-19 Panasonic Toughbook Manual
2. EKMS-1 (series) EKMS Policy and Procedures for Navy EKMS Tiers 2 & 3
3. MCRP 2-25A Reconnaissance Reports Guide
4. MCRP 3-40.3A Multiservice Communications Procedures for Tactical Radios in a Joint Environment
5. MCRP 3-40.3B Radio Operator's Handbook
6. MCWP 2-25 Ground Reconnaissance Operations
7. TB 11-7010-326-10-3 TECHNICAL BULLETIN FBCB2/BFT OPERATOR'S POCKET GUIDE FOR Force XXI Battle Command Brigade-and-Below Blue Force Tracking

- (FBCB2/BFT) Computer Set, Digital AN/UYK-128(V)
8. TM 10597A-OR/4 Operation Manual for Manpack Radio, AN/PRC-117F(V)1(C) Radio Set
 9. TM 10746C-OI Operation and Maintenance Instructions for the AN/PRC-148
 10. TM 10822A-OR Operation Manual for AN/PRC-150(V) (C) Manpack Radio
 11. TM 11496A-OI/3 Operation Manual for AN/PRC-152 Multiband Handheld Radio
 12. TM 11-5810-256-OP-2 Operating Procedures for Communication Security Equipment
 13. TM 11-5820-890-10-6 Operator's Pocket Guide for SINGARS Ground ICOM Radios

MISCELLANEOUS:

ADMINISTRATIVE INSTRUCTIONS: This task is intended to be used for any data entry device that contains software.

RECN-COMM-2604: Maintain a company communication log

EVALUATION-CODED: NO

SUSTAINMENT INTERVAL: 12 months

MOS PERFORMING: 0307, 0321, 0629

GRADES: GYSGT, MSGT, 1STLT, CAPT, MAJ

INITIAL TRAINING SETTING: MOJT

CONDITION: Given communication assets, communication log, in-coming and out-going communications, and recon platoon(s).

STANDARD: By ensuring that all radio communications are recorded.

PERFORMANCE STEPS:

1. Maintain a company communication log
2. Record all out-going communications.
3. Record all environmental conditions.
4. Record all antenna configurations.
5. Record all electronic counter measure interference.
6. Produce Level II Intelligence Report(s) incorporating communication log inputs.

REFERENCES:

1. ACP 125 (F) Communications Instructions Radiotelephone Procedures
 2. MCRP 3-40.3B Radio Operator's Handbook
 3. MCWP 2-25 Ground Reconnaissance Operations
-

RECN-DEMO-2001: Perform Breacher Responsibilities

EVALUATION-CODED: NO

SUSTAINMENT INTERVAL: 2 months

MOS PERFORMING: 0321

BILLETS: Recon Man

GRADES: CPL, SGT, SSGT, GYSGT

INITIAL TRAINING SETTING: MOJT

CONDITION: Given a mission, commanders intent, assignment as a breacher within a recon team, required equipment, and while wearing a fighting load.

STANDARD: By preparing breaching equipment, preparing explosives, and gaining entry to an objective.

PERFORMANCE STEPS:

1. Conduct actions in the assembly area.
2. Conduct actions in the objective rally point (ORP)/ Last Cover and Concealed (LCC) position.
3. Conduct actions on the objective.
4. Conduct post assault actions.

REFERENCES:

1. FM 5-250 Explosives and Demolitions
2. GAET Guidebook for Assault Entry Techniques, Volume I and II
3. Methods of Entry Breachers Log Book
4. NAVSEA SW060-AA-MMA-010 Volume 1 Technical Manual Demolition Materials

SUPPORT REQUIREMENTS:

RANGE/TRAINING AREA: Facility Code 17830 Light Demolition Range

EQUIPMENT: Marine Assault Breacher's Kit (NSN: 4240-01-531-1165), Personal Protective Equipment, Shotgun (Mossberg Model 500, Remington 870, or Benelli 1014).

MISCELLANEOUS:

SPECIAL PERSONNEL CERTS: Marines conducting this T&R event must be graduates of the Methods of Entry Course, be serving in a breacher billet, and be certified in writing by their Commanding Officer as a Dynamic Entry Breacher.

RECN-DEMO-2002: Maintain a Breacher's Logbook

EVALUATION-CODED: NO

SUSTAINMENT INTERVAL: 12 months

MOS PERFORMING: 0321

BILLETS: Recon Man

GRADES: CPL, SGT, SSGT, GYSGT

INITIAL TRAINING SETTING: MOJT

CONDITION: Given a mission, commanders intent, assignment as a breacher within a recon team, and required equipment.

STANDARD: By recording the construction and characteristics of the charge and the detonations overall effectiveness against the target.

PERFORMANCE STEPS:

1. Fill out the charge section.
2. Fill out the shot number section.
3. Fill out the date section.
4. Fill out the explosives used section.
5. Fill out the Net Explosive Weight (N.E.W.) section.
6. Fill out the stand-off section with and without shielding.
7. Fill out the priming system section.
8. Fill out the non-explosive construction material used section.
9. Fill out the method of attachment to target section.
10. Fill out the results section.
11. Fill out the recommendations section.
12. Draw a target sketch.
13. Draw a charge sketch.
14. Draw a charge placement sketch.
15. Get Breacher Supervisor's signature.

REFERENCES:

1. GAET Guidebook for Assault Entry Techniques, Volume I and II
2. Methods of Entry Breachers Log Book

SUPPORT REQUIREMENTS:

RANGE/TRAINING AREA: Facility Code 17311 Range Support Building

MATERIAL: A specific target, breaching charge, and a Breacher's Logbook.

MISCELLANEOUS:

SPECIAL PERSONNEL CERTS: Marines conducting this T&R event must be graduates of the Methods of Entry Course, be serving in a breacher billet, and be certified in writing by their Commanding Officer as a Dynamic Entry Breacher.

RECN-DEMO-2003: Classify Explosives Associated with Dynamic Entry

EVALUATION-CODED: NO **SUSTAINMENT INTERVAL:** 12 months

MOS PERFORMING: 0307, 0321, 8403, 8427

BILLETS: Recon Man

GRADES: PVT, PFC, LCPL, CPL, SGT, SSGT, GYSGT, 2NDLT, 1STLT, CAPT, NV-SN, NV-PO-3, NV-PO-2, NV-PO-1, NV-CPO

INITIAL TRAINING SETTING: MOJT

CONDITION: Given a mission, commanders intent and required equipment.

STANDARD: By achieving 100% accuracy.

PERFORMANCE STEPS:

1. Name the different types of dynamic entry explosives.
2. Name the characteristics of each dynamic entry explosive.
3. Name the applications for each dynamic entry explosive.

REFERENCES:

1. GAET Guidebook for Assault Entry Techniques, Volume I and II
 2. Methods of Entry Breachers Log Book
-

RECEN-DEMO-2004: Recognize Facility Construction

EVALUATION-CODED: NO SUSTAINMENT INTERVAL: 1 month

MOS PERFORMING: 0307, 0321, 8403, 8427

BILLETS: Recon Man

GRADES: PVT, PFC, LCPL, CPL, SGT, SSGT, GYSGT, 2NDLT, 1STLT, CAPT, NV-SN, NV-PO-3, NV-PO-2, NV-PO-1, NV-CPO

INITIAL TRAINING SETTING: MOJT

CONDITION: Given a mission, commanders intent and required equipment.

STANDARD: In accordance with USMC Guide book for Breacher Techniques Volumes I & II.

PERFORMANCE STEPS:

1. Determine the basic construction materials used in the facility.
2. Recognize door construction and associated hardware.
3. Recognize roof construction characteristics.
4. Recognize window characteristics and associated hardware.
5. Recognize wall construction characteristics and associated hardware.
6. Determine building techniques used in the target.

REFERENCES:

1. FM 5-250 Explosives and Demolitions
 2. GAET Guidebook for Assault Entry Techniques, Volume I and II
 3. NAVSEA SW060-AA-MMA-010 Volume 1 Technical Manual Demolition Materials
-

RECEN-DEMO-2005: Recognize Breaching Hazards

EVALUATION-CODED: NO SUSTAINMENT INTERVAL: 12 months

MOS PERFORMING: 0307, 0321, 8403, 8427

BILLETS: Recon Man

GRADES: PVT, PFC, LCPL, CPL, SGT, SSGT, GYSGT, 2NDLT, 1STLT, CAPT, NV-SN, NV-PO-3, NV-PO-2, NV-PO-1, NV-CPO

INITIAL TRAINING SETTING: MOJT

CONDITION: Given a mission, commanders intent and required equipment.

STANDARD: In accordance with USMC Guide book for Breacher Techniques Volumes I & II.

PERFORMANCE STEPS:

1. Evaluate the given target and surrounding area.
2. Select a breaching technique.
3. Determine the possible effects of the breach on the target and the surrounding structures.
4. Determine the possible effects of the breach on personnel.

REFERENCES:

1. FM 5-250 Explosives and Demolitions
2. GAET Guidebook for Assault Entry Techniques, Volume I and II
3. NAVSEA SW060-AA-MMA-010 Volume 1 Technical Manual Demolition Materials

SUPPORT REQUIREMENTS:

RANGE/TRAINING AREA: Facility Code 17311 Range Support Building

RECN-DEMO-2006: Calculate Safe Blast Overpressure Standoff

EVALUATION-CODED: NO SUSTAINMENT INTERVAL: 1 month

MOS PERFORMING: 0307, 0321, 8403, 8427

BILLETS: Recon Man

GRADES: CPL, SGT, SSGT, GYSGT

INITIAL TRAINING SETTING: MOJT

CONDITION: Given a mission, commanders intent, assignment as a breacher within a recon team, and required equipment.

STANDARD: By limiting collateral damage and hazards to personnel.

PERFORMANCE STEPS:

1. Calculate the correct Net Explosive Weight (NEW).
2. Calculate the safe blast overpressure standoff with shielding.
3. Calculate the safe blast overpressure standoff without shielding.

REFERENCES:

1. FM 5-250 Explosives and Demolitions

2. GAET Guidebook for Assault Entry Techniques, Volume I and II
3. Methods of Entry Breachers Log Book
4. NAVSEA SW060-AA-MMA-010 Volume 1 Technical Manual Demolition Materials

SUPPORT REQUIREMENTS:

RANGE/TRAINING AREA: Facility Code 17311 Range Support Building

MATERIAL: Breacher's Logbook and a scientific calculator.

MISCELLANEOUS:

SPECIAL PERSONNEL CERTS: Marines conducting this T&R event must be graduates of the Methods of Entry Course, be serving in a breacher billet, and be certified in writing by their Commanding Officer as a Dynamic Entry Breacher.

REC-DEMO-2007: Employ Protective Measures

EVALUATION-CODED: NO

SUSTAINMENT INTERVAL: 12 months

MOS PERFORMING: 0307, 0321

BILLETS: Recon Man

GRADES: CPL, SGT, SSGT, GYSGT, 2NDLT, 1STLT, CAPT

INITIAL TRAINING SETTING: MOJT

CONDITION: Given a mission, commanders intent and required equipment.

STANDARD: By limiting collateral damage and hazards to personnel.

PERFORMANCE STEPS:

1. Determine the safety precautions to be observed during breach preparation.
2. Determine the safety precautions to be observed during the breach.
3. Determine the safety precautions to be observed while entering the breach point.
4. Select personal protective equipment.
5. Select team protective equipment.
6. Brief the safe location.
7. Position personnel in a safe location during breach.

REFERENCES:

1. FM 5-250 Explosives and Demolitions
 2. GAET Guidebook for Assault Entry Techniques, Volume I and II
 3. Methods of Entry Breachers Log Book
 4. NAVSEA SW060-AA-MMA-010 Volume 1 Technical Manual Demolition Materials
-

REC-DEMO-2008: Employ a Non-Electric Priming System

EVALUATION-CODED: NO

SUSTAINMENT INTERVAL: 12 months

MOS PERFORMING: 0321

BILLETS: Recon Man

GRADES: CPL, SGT, SSGT, GYSGT

INITIAL TRAINING SETTING: MOJT

CONDITION: Given a mission, commanders intent, assignment as a breacher within a recon team, and required equipment.

STANDARD: By successfully detonating a demolition charge without misfire.

PERFORMANCE STEPS:

1. Select material, explosives, and initiation device.
2. Assemble a dual lead non-electric priming system.
3. Assemble a single lead non-electric priming system.
4. Apply safety related safety measures.
5. Initiate the priming system.

REFERENCES:

1. FM 5-250 Explosives and Demolitions
2. GAET Guidebook for Assault Entry Techniques, Volume I and II
3. Methods of Entry Breachers Log Book
4. NAVSEA SW060-AA-MMA-010 Volume 1 Technical Manual Demolition Materials

SUPPORT REQUIREMENTS:

ORDNANCE:

<u>DODIC</u>	<u>Quantity</u>
ML03 Firing Device, Demolition Multi-Purp	2 charges per Marine
MM56 Detonator, Non-Electric MK123 Mod 0	1 detonators per Marine
MN08 Igniter, Time Blasting Fuse with Sho	2 igniters per Marine

RANGE/TRAINING AREA:

Facility Code 17830 Light Demolition Range

EQUIPMENT: Marine Assault Breacher's Kit (NSN: 4240-01-531-1165), Personal Protective Equipment.

MATERIAL: Breacher's Logbook, Tape (Rigger's, Electrical, Double-Sided), Knife, Detonation Cord Connectors, Scientific Calculator, E-Silhouette Targets, Non-Metallic Prop Stick, Goodyear 330B Rubber, 1000 ml IV bags, 550 Cord, Spray Adhesive, Explosive Transfer Medium (ETM), Breacher's Paste or grease, Door (wood or metal), Door knobs, Windows (Double Hung, Plate, or Casement).

MISCELLANEOUS:

SPECIAL PERSONNEL CERTS: Marines conducting this T&R event must be graduates of the Methods of Entry Course, be serving in a breacher billet, and be certified in writing by their Commanding Officer as a Dynamic Entry Breacher.

REC�-DEMO-2401: Direct the employment of demolitions

EVALUATION-CODED: NO

SUSTAINMENT INTERVAL: 12 months

MOS PERFORMING: 0321

BILLETS: Recon Team Leader

GRADES: SGT, SSGT

INITIAL TRAINING SETTING: FORMAL

CONDITION: Given a recon team, all necessary equipment, munitions, and an order with commanders intent.

STANDARD: By achieving the desired effects on target.

PERFORMANCE STEPS:

1. Determine demolition requirements
2. Submit request for additional support and/or material
3. Supervise construction of an electric initiation system.
4. Supervise construction of a non-electric initiation system.
5. Supervise preparation of charges and construction of field expedient demolitions.
6. Provide security for personnel emplacing demolitions.
7. Supervise emplacement of demolitions.
8. Detonate explosives.
9. Inspect detonation.

REFERENCES:

1. FM 23-23 Antipersonnel Mine M18A1 Claymore
2. FM 5-250 Explosives and Demolitions
3. MCRP 3-17A Engineer Field Data (FM 5-34)
4. MCWP 3-17.3 MAGTF Breaching Operations

SUPPORT REQUIREMENTS:

RANGE/TRAINING AREA:

Facility Code 17830 Light Demolition Range

Facility Code 17905 Mine Warfare Area

REC�-DEMO-2402: Supervise an element during Explosive Breaching

EVALUATION-CODED: NO

SUSTAINMENT INTERVAL: 12 months

DESCRIPTION: This task exists to ensure the Recon teams breacher element trains and operates safely. The team leader will supervise the designated explosive, mechanical, and ballistic breachers within the element during their operations.

MOS PERFORMING: 0321

BILLETS: Recon Team Leader

GRADES: SGT, SSGT

INITIAL TRAINING SETTING: MOJT

CONDITION: Given a mission, commanders intent, a breaching element within a recon team, required equipment, and while wearing a fighting load.

STANDARD: By ensuring that the element gains positive entry to the enclosure while minimizing collateral damage and hazards to personnel.

PERFORMANCE STEPS:

1. Confirm the selection of the appropriate explosives.
2. Supervise the preparation of the equipment.
3. Supervise the donning of appropriate personal protection equipment.
4. Ensure that the proper target is selected.
5. Verify impact area.
6. Supervise the practical application of explosive breaching techniques.
7. Supervise employment of explosives.
8. Account for men, weapons, and equipment.
9. Ensure that maintenance is conducted.
10. Conduct after-action review.

REFERENCES:

1. GAET Guidebook for Assault Entry Techniques, Volume I and II

SUPPORT REQUIREMENTS:

ORDNANCE:

<u>DODIC</u>	<u>Quantity</u>
AX14 Primer, Percussion 12 Gauge W209	4 primers per Team
M456 Cord, Detonating PETN Type I Class E	20 FT per Team
M980 Charge, Demolition Sheet 0.0831 Inch	1 FT per Team
MM51 Charge, Demolition Low Hazard MK143	2 FT per Team

RANGE/TRAINING AREA:

Facility Code 17502 Non-Standard Small Arms Range
Facility Code 17830 Light Demolition Range

EQUIPMENT: Marine Assault Breacher's Kit (NSN: 4240-01-531-1165), Personal Protective Equipment.

MATERIAL: Door, door knobs, Plywood panel, and spray paint.

REC-DEMO-2403: Supervise an element during Ballistic Breaching

EVALUATION-CODED: NO

SUSTAINMENT INTERVAL: 12 months

DESCRIPTION: This task exists to ensure the Recon teams breacher element trains and operates safely. The team leader will supervise the designated explosive, mechanical, and ballistic breachers within the element during their operations.

MOS PERFORMING: 0321

BILLETS: Recon Team Leader

GRADES: SGT, SSGT

INITIAL TRAINING SETTING: MOJT

CONDITION: Given a mission, commanders intent, a breaching element within a recon team, required equipment, and while wearing a fighting load during daytime and nighttime conditions.

STANDARD: By ensuring that the element gains positive entry to the enclosure while minimizing collateral damage and hazards to personnel.

PERFORMANCE STEPS:

1. Confirm the selection of the appropriate ammunition.
2. Supervise the preparation of the equipment.
3. Supervise the donning of appropriate personal protection equipment.
4. Ensure that the proper target is selected.
5. Verify impact area.
6. Supervise the practical application of ballistic breaching techniques.
7. Supervise employment of the Shotgun.
8. Account for men, weapons, and equipment.
9. Ensure that maintenance is conducted.
10. Conduct after-action review.

REFERENCES:

1. GAET Guidebook for Assault Entry Techniques, Volume I and II

SUPPORT REQUIREMENTS:

ORDNANCE:

<u>DODIC</u>	<u>Quantity</u>
AA54- Cartridge, 12 Gauge, Breaching, M103	100 cartridges per Team

RANGE/TRAINING AREA:

Facility Code 17502 Non-Standard Small Arms Range
Facility Code 17830 Light Demolition Range

EQUIPMENT: Breaching Shotgun and Personal Protective Equipment.

MATERIAL: Door, door knobs, Plywood panel, and spray paint.

RECN-DEMO-2404: Supervise an element during Mechanical Breaching

EVALUATION-CODED: NO

SUSTAINMENT INTERVAL: 12 months

DESCRIPTION: This task exists to ensure the Recon teams breacher element trains and operates safely. The team leader will supervise the designated explosive, mechanical, and ballistic breachers within the element during their operations.

MOS PERFORMING: 0321

BILLETS: Recon Team Leader

GRADES: SGT, SSGT

INITIAL TRAINING SETTING: MOJT

CONDITION: Given a mission, commanders intent, a breaching element within a recon team, required equipment, and while wearing a fighting load during daytime and nighttime conditions.

STANDARD: By ensuring that the element gains positive entry to the enclosure while minimizing collateral damage and hazards to personnel.

PERFORMANCE STEPS:

1. Confirm the selection of the appropriate tools.
2. Supervise the preparation of the equipment.
3. Supervise the donning of appropriate personal protection equipment.
4. Ensure that the proper target is selected.
5. Verify work area.
6. Supervise the practical application of mechanical breaching techniques.
7. Supervise employment of the tools.
8. Account for men, weapons, and equipment.
9. Ensure that maintenance is conducted.
10. Conduct after-action review.

REFERENCES:

1. GAET Guidebook for Assault Entry Techniques, Volume I and II

SUPPORT REQUIREMENTS:

EQUIPMENT: Breaching Sledge, Hooligan, Blanket, Kevlar sleeves, and Ram it.

MATERIAL: Door, door knobs, and windows.

RECN-DEMO-2501: Direct the employment of demolitions

EVALUATION-CODED: NO

SUSTAINMENT INTERVAL: 12 months

MOS PERFORMING: 0307, 0321

BILLETS: Recon Platoon Commander, Recon Platoon Sergeant

GRADES: GYSGT, 2NDLT, 1STLT, CAPT

INITIAL TRAINING SETTING: MOJT

CONDITION: Given a recon platoon, all necessary equipment, munitions, and an order with commanders intent.

STANDARD: By achieving the desired effects on target.

PERFORMANCE STEPS:

1. Determine demolition requirements.
2. Submit requests for additional support and/or material.
3. Supervise construction of an electric initiation system.
4. Supervise construction of a non-electric initiation system.
5. Supervise preparation of charges and construction of field expedient demolitions.
6. Direct security for personnel emplacing demolitions.
7. Direct emplacement of demolitions.
8. Direct detonation of explosives.
9. Inspect detonation.

REFERENCES:

1. FM 23-23 Antipersonnel Mine M18A1 Claymore
2. FM 5-250 Explosives and Demolitions
3. MCRP 3-17A Engineer Field Data (FM 5-34)
4. MCWP 3-17.3 MAGTF Breaching Operations

SUPPORT REQUIREMENTS:

RANGE/TRAINING AREA:

Facility Code 17830 Light Demolition Range
Facility Code 17905 Mine Warfare Area

RECN-DEMO-2502: Supervise Platoon elements during Explosive Breaching

EVALUATION-CODED: NO

SUSTAINMENT INTERVAL: 12 months

DESCRIPTION: This task exists to ensure the Recon platoons breacher elements train and operate safely. The platoon leaders will supervise the designated explosive, mechanical, and ballistic breachers within the breaching elements during their operations.

MOS PERFORMING: 0307, 0321

BILLETS: Recon Platoon Commander, Recon Platoon Sergeant

GRADES: GYSGT, 2NDLT, 1STLT, CAPT

INITIAL TRAINING SETTING: MOJT

CONDITION: Given a mission, commanders intent, breaching elements within the recon teams, required equipment during daytime and nighttime conditions.

STANDARD: By ensuring that positive entry is gained to an enclosure while minimizing collateral damage and hazards to personnel.

PERFORMANCE STEPS:

1. Determine demolition requirements.
2. Submit requests for additional support and/or material.
3. Confirm the selection of the appropriate explosives.
4. Supervise the preparation of the equipment.
5. Supervise the donning of appropriate personal protection equipment.
6. Ensure that the proper target is selected.
7. Verify impact area.
8. Supervise the practical application of explosive breaching techniques.
9. Supervise employment of explosives.
10. Account for men, weapons, and equipment.
11. Ensure that maintenance is conducted.
12. Conduct after-action review.

REFERENCES:

1. GAET Guidebook for Assault Entry Techniques, Volume I and II

SUPPORT REQUIREMENTS:

ORDNANCE:

<u>DODIC</u>	<u>Quantity</u>
AX14 Primer, Percussion 12 Gauge W209	12 primers per Platoon
M456 Cord, Detonating PETN Type I Class E	60 FT per Platoon
M980 Charge, Demolition Sheet 0.0831 Inch	3 FT per Platoon
MM30 Charge, Flexible 20 Gram PETN MK140	9 charges per Platoon
MM51 Charge, Demolition Low Hazard MK143	6 FT per Platoon

RANGE/TRAINING AREA:

Facility Code 17502 Non-Standard Small Arms Range
Facility Code 17830 Light Demolition Range

EQUIPMENT: Marine Assault Breacher's Kit (NSN: 4240-01-531-1165), Personal Protective Equipment.

MATERIAL: Doors, door knobs, Plywood panels, and spray paint.

RECN-DEMO-2503: Supervise Platoon elements during Ballistic Breaching

EVALUATION-CODED: NO

SUSTAINMENT INTERVAL: 12 months

DESCRIPTION: This task exists to ensure the Recon platoons breacher elements train and operate safely. The platoon leaders will supervise the designated explosive, mechanical, and ballistic breachers within the breaching elements during their operations.

MOS PERFORMING: 0307, 0321

BILLETS: Recon Platoon Commander, Recon Platoon Sergeant

GRADES: GYSGT, 2NDLT, 1STLT, CAPT

INITIAL TRAINING SETTING: MOJT

CONDITION: Given a mission, commanders intent, breaching elements within the recon teams, required equipment during daytime and nighttime conditions.

STANDARD: By ensuring that positive entry is gained to an enclosure while minimizing collateral damage and hazards to personnel.

PERFORMANCE STEPS:

1. Determine demolition requirements.
2. Submit requests for additional support and/or material.
3. Confirm the selection of the appropriate ammunition.
4. Supervise the preparation of the equipment.
5. Supervise the donning of appropriate personal protection equipment.
6. Ensure that the proper target is selected.
7. Verify impact area.
8. Supervise the practical application of ballistic breaching techniques.
9. Supervise employment of the Shotgun.
10. Account for men, weapons, and equipment.
11. Ensure that maintenance is conducted.
12. Conduct after-action review.

REFERENCES:

1. GAET Guidebook for Assault Entry Techniques, Volume I and II

SUPPORT REQUIREMENTS:

ORDNANCE:

<u>DODIC</u>	<u>Quantity</u>
AA54- Cartridge, 12 Gauge, Breaching, M103	300 cartridges per Platoon

RANGE/TRAINING AREA:

Facility Code 17502 Non-Standard Small Arms Range
Facility Code 17830 Light Demolition Range

EQUIPMENT: Breaching Shotgun and Personal Protective Equipment.

MATERIAL: Doors, door knobs, Plywood panels, and spray paint.

RECN-DEMO-2504: Supervise Platoon elements during Mechanical Breaching

EVALUATION-CODED: NO

SUSTAINMENT INTERVAL: 12 months

DESCRIPTION: This task exists to ensure the Recon platoons breacher elements train and operate safely. The platoon leaders will supervise the designated explosive, mechanical, and ballistic breachers within the breaching elements during their operations.

MOS PERFORMING: 0307, 0321

BILLETS: Recon Platoon Commander, Recon Platoon Sergeant

GRADES: GYSGT, 2NDLT, 1STLT, CAPT

INITIAL TRAINING SETTING: MOJT

CONDITION: Given a mission, commanders intent, breaching elements within the recon teams, required equipment during daytime and nighttime conditions.

STANDARD: By ensuring that positive entry is gained to an enclosure while minimizing collateral damage and hazards to personnel.

PERFORMANCE STEPS:

1. Determine demolition requirements.
2. Submit requests for additional support and/or material.
3. Confirm the selection of the appropriate tools.
4. Supervise the preparation of the equipment.
5. Supervise the donning of appropriate personal protection equipment.
6. Ensure that the proper target is selected.
7. Verify work area.
8. Supervise the practical application of mechanical breaching techniques.
9. Supervise employment of the tools.
10. Account for men, weapons, and equipment.
11. Ensure that maintenance is conducted.
12. Conduct after-action review.

REFERENCES:

1. GAET Guidebook for Assault Entry Techniques, Volume I and II

SUPPORT REQUIREMENTS:

EQUIPMENT: Breaching Sledges, Hooligans, Blankets, Kevlar sleeves, and Ram
its.

MATERIAL: Doors, door knobs, and windows.

RECN-DEMO-2601: Coordinate the employment of demolitions

EVALUATION-CODED: NO

SUSTAINMENT INTERVAL: 12 months

MOS PERFORMING: 0307, 0321

BILLETS: Recon Company Commander, Recon Company Executive Officer, Recon
Company Operations Chief, Recon Company Operations Officer, Recon Company
Training Chief

GRADES: GYSGT, MSGT, 1STLT, CAPT, MAJ

INITIAL TRAINING SETTING: MOJT

CONDITION: Given recon platoon(s), all necessary equipment, munitions, and an order with commanders intent.

STANDARD: By ensuring the platoon(s) are able to achieve the desired effects on target.

PERFORMANCE STEPS:

1. Determine demolition requirements.
2. Submit requests for additional support and/or material.
3. Conduct after action review, as required.

REFERENCES:

1. FM 23-23 Antipersonnel Mine M18A1 Claymore
2. FM 5-250 Explosives and Demolitions
3. MCRP 3-17A Engineer Field Data (FM 5-34)
4. MCWP 3-17.3 MAGTF Breaching Operations

SUPPORT REQUIREMENTS:

RANGE/TRAINING AREA:

Facility Code 17830 Light Demolition Range
Facility Code 17905 Mine Warfare Area

RECN-GRND-2001: Conduct Operations in Special Terrain

EVALUATION-CODED: NO

SUSTAINMENT INTERVAL: 12 months

MOS PERFORMING: 0307, 0321, 8403, 8427

BILLETS: Recon Man

GRADES: PVT, PFC, LCPL, CPL, SGT, SSGT, GYSGT, 2NDLT, 1STLT, CAPT, NV-SN, NV-PO-3, NV-PO-2, NV-PO-1, NV-CPO

INITIAL TRAINING SETTING: MOJT

CONDITION: Given a mission, individual weapon, and required equipment, while acting as a member of a reconnaissance patrol, and wearing a fighting load.

STANDARD: By gaining access to the environment, persisting within the operational area, effectively blending into the operational environment, maintaining security, reacting appropriately to the enemy situation, and accomplishing the assigned mission.

PERFORMANCE STEPS:

1. Operate in jungle environment
2. Conduct riverine operations
3. Execute a river crossing
4. Execute a river crossing
5. Operate in desert environment
6. Operate in mountainous terrain
7. Operate in cold weather

REFERENCES:

1. MCWP 2-25 Ground Reconnaissance Operations
2. MCWP 3-11.3 Scouting and Patrolling
3. MCWP 3-15.3 Scout Sniping
4. SH 21-76 Ranger Handbook

SUPPORT REQUIREMENTS:

RANGE/TRAINING AREA:

Facility Code 17413 Field Training Area
Facility Code 17420 Maneuver/Training Area, Heavy Forces
Facility Code 17962 MOUT Collective Training Facility (Small)
Facility Code 17963 MOUT Collective Training Facility (Large)

RECN-GRND-2002: Construct a Ghillie Suit

EVALUATION-CODED: NO

SUSTAINMENT INTERVAL: 12 months

MOS PERFORMING: 0307, 0321, 8403, 8427

BILLETS: Recon Man

GRADES: PVT, PFC, LCPL, CPL, SGT, SSGT, GYSGT, 2NDLT, 1STLT, CAPT, NV-SN, NV-PO-3, NV-PO-2, NV-PO-1, NV-CPO

INITIAL TRAINING SETTING: MOJT

CONDITION: Given netting or mesh, canvas, garnish (jute, burlap, etc.), (1) set of utilities, cover, glue, sewing materials, and one (1) pair of gloves, dyes, paints, glue and fire retardant spray.

STANDARD: By effectively blending into the operational environment.

PERFORMANCE STEPS:

1. Determine camouflage scheme.
2. Attach base netting to clothing/cover.
3. Tie various garnish/jute to netting.
4. Camouflage boots, exposed skin, gloves.
5. Paint or dye as needed.
6. Modify/update ghillie suits, as necessary.

REFERENCES:

1. The Complete Book of U.S. Sniping Peter R. Senich
2. FMFM 1-3B Sniping
3. MCRP 3-17.6A Camouflage, Concealment, and Decoys
4. MCWP 3-15.3 Scout Sniping
5. TC 23-14 Sniper training and employment

SUPPORT REQUIREMENTS:

RANGE/TRAINING AREA: Facility Code 17330 Covered Training Area

ROOMS/BUILDINGS: Classroom.

MATERIAL: Netting or mesh, canvas, garnish (jute, burlap, etc.), (1) set of utilities, cover, glue, sewing materials, (1) pair of gloves, dyes, paints, glue, and fire retardant spray, veil, smock, and overalls.

REC-GRND-2003: Conduct mounted land navigation

EVALUATION-CODED: NO

SUSTAINMENT INTERVAL: 12 months

MOS PERFORMING: 0307, 0321, 8403, 8427

BILLETS: Recon Man

GRADES: PVT, PFC, LCPL, CPL, SGT, SSGT, GYSGT, 2NDLT, 1STLT, CAPT, NV-SN, NV-PO-3, NV-PO-2, NV-PO-1, NV-CPO

INITIAL TRAINING SETTING: MOJT

CONDITION: Given a tactical vehicle with driver, map, protractor, designated objectives, a SASM compliant global positioning system and accessories, while wearing a fighting load.

STANDARD: By arriving at the objective within the mission timeline.

PERFORMANCE STEPS:

1. Prepare equipment for use.
2. Determine current location.
3. Determine desired location.
4. Plan tactically sound route.
5. Navigate route.
6. Store a Track Log, as required.
7. Download GPS track to mapping software, as required.

REFERENCES:

1. FM 3-25.26 Map Reading and Land Navigation
2. MCWP 2-25 Ground Reconnaissance Operations
3. MCWP 3-15.3 Scout Sniping
4. TM 09880C-0R Operator's Guide, DAGR Operator's Pocket Guide
5. TM 11-5825-291-13 Operator and Maintenance Manual For Satellite Signal Navigation Set AN/PSN-11

MISCELLANEOUS:

ADMINISTRATIVE INSTRUCTIONS: This task can be trained to standard at the MISTC Blue Force Tracker Course.

REC-GRND-2004: Establish a Hide Site

EVALUATION-CODED: NO

SUSTAINMENT INTERVAL: 4 months

MOS PERFORMING: 0307, 0321, 8403, 8427

BILLETS: Recon Man

GRADES: PVT, PFC, LCPL, CPL, SGT, SSGT, GYSGT, 2NDLT, 1STLT, CAPT, NV-SN, NV-PO-3, NV-PO-2, NV-PO-1, NV-CPO

INITIAL TRAINING SETTING: MOJT

CONDITION: Given a mission, individual weapon, hide site material, and required equipment, while acting as a member of a reconnaissance patrol, and wearing a fighting load in an urban, cold weather environment, desert, woodland, jungle, mountainous, grassland, or vehicle position.

STANDARD: By effectively blending into the operational environment and remaining undetected while persisting within the operational area.

PERFORMANCE STEPS:

1. Select location based on mission requirements and number of personnel.
2. Set-up security.
3. Determine field(s) of observation and fire.
4. Establish shooting and observation platforms.
5. Camouflage the position.
6. Camouflage self, weapons and equipment.
7. Outline priorities of work.

REFERENCES:

1. The Complete Book of U.S. Sniping Peter R. Senich
2. FMFM 1-3B Sniping
3. MCRP 3-17.6A Camouflage, Concealment, and Decoys
4. MCWP 3-15.3 Scout Sniping
5. TC 23-14 Sniper training and employment

SUPPORT REQUIREMENTS:

RANGE/TRAINING AREA:

Facility Code 17413 Field Training Area
Facility Code 17420 Maneuver/Training Area, Heavy Forces
Facility Code 17962 MOUT Collective Training Facility (Small)
Facility Code 17963 MOUT Collective Training Facility (Large)

ROOMS/BUILDINGS: Classroom.

EQUIPMENT: Sniper hide kit, telescoping poles, c-clamps, wall anchors, ghillie suits, smocks, veils, spring clamps, shoe goo, e-tool, rope saw

MATERIAL: Adhesives, various color felts, various color screens, sand bags, PVC pipe and fittings, garbage bags, 550 cord, tubular nylon, riggers tape, tent poles, burlap, and chicken wire, netting or mesh, canvas, garnish (jute, burlap, etc.) sewing materials, dyes, and paints.

REC-GRND-2005: Prepare a fire plan sketch

EVALUATION-CODED: NO SUSTAINMENT INTERVAL: 12 months

MOS PERFORMING: 0307, 0321, 8403, 8427

BILLETS: Recon Man

GRADES: PVT, PFC, LCPL, CPL, SGT, SSGT, GYSGT, 2NDLT, 1STLT, CAPT, NV-SN, NV-PO-3, NV-PO-2, NV-PO-1, NV-CPO

INITIAL TRAINING SETTING: MOJT

CONDITION: Given an order, a sector of fire, and a team fighting position organized on the ground.

STANDARD: By depicting each of the required items.

PERFORMANCE STEPS:

1. Illustrate all fighting positions
2. Illustrate any leader fighting positions
3. Illustrate sectors of fire
4. Illustrate principle direction of fire for the squad automatic weapons
5. Illustrate crew-served weapon positions and their PDFs or FPLs
6. Illustrate dead space
7. Illustrate M203 grenade launcher targets
8. Illustrate mines, booby traps, and obstacles
9. Illustrate FPF locations.
10. Illustrate terrain
11. Annotate magnetic north
12. Annotate unit designation
13. Annotate time and date of preparation

REFERENCES:

1. MCWP 3-11.2 Marine Rifle Squad

SUPPORT REQUIREMENTS:

RANGE/TRAINING AREA: Facility Code 17410 Maneuver/Training Area, Light Forces

REC-GRND-2006: Cache Equipment

EVALUATION-CODED: NO SUSTAINMENT INTERVAL: 12 months

MOS PERFORMING: 0307, 0321, 8403, 8427

BILLETS: Recon Man

GRADES: PVT, PFC, LCPL, CPL, SGT, SSGT, GYSGT, 2NDLT, 1STLT, CAPT, NV-SN, NV-PO-3, NV-PO-2, NV-PO-1, NV-CPO

INITIAL TRAINING SETTING: MOJT

CONDITION: Given a mission, all required personnel, and equipment.

STANDARD: By effectively blending into the operational environment and remaining undetected while persisting within the operational area until recovered.

PERFORMANCE STEPS:

1. Select a primary and an alternate site.
2. Select appropriate equipment for preparing cache site.
3. Select primary and alternate routes.
4. Prepare equipment.
5. Emplace the cache.
6. Report details of cache site to higher headquarters in SITREP.

REFERENCES:

1. FM 3-05.204 Special Forces Special Reconnaissance
2. FM 3-05.220 Special Forces Advanced Special Operations (S\NF)
3. MCWP 2-25 Ground Reconnaissance Operations
4. SH 21-76 Ranger Handbook
5. TC 31-16 Special Forces Preparation of the Environment (S\NF)

SUPPORT REQUIREMENTS:

RANGE/TRAINING AREA:

Facility Code 17410 Maneuver/Training Area, Light Forces
Facility Code 17730 Fire And Movement Range
Facility Code 17961 Combat In Cities Facility
Facility Code 17962 MOJT Collective Training Facility (Small)

ROOMS/BUILDINGS: Classroom.

RECN-GRND-2007: Conduct Structural Survey/Reconnaissance

EVALUATION-CODED: NO

SUSTAINMENT INTERVAL: 12 months

DESCRIPTION: This task provides the procedure for conducting structural survey/reconnaissance to collect specific, technically complex information regarding the composition and construction of structures such as airfields, bridges, port facilities, assess battle damage and the disposition of associated personnel.

MOS PERFORMING: 0307, 0321, 8403, 8427

BILLETS: Recon Man

GRADES: PVT, PFC, LCPL, CPL, SGT, SSGT, GYSGT, 2NDLT, 1STLT, CAPT, NV-SN, NV-PO-3, NV-PO-2, NV-PO-1, NV-CPO

INITIAL TRAINING SETTING: MOJT

CONDITION: Given a mission, all required personnel, and C4I-related infrastructure and equipment.

STANDARD: By satisfying all PIRs and CCIRs in the correct format within the time allotted by the operational environment.

PERFORMANCE STEPS:

1. Conduct planning.
2. Integrate technical support, as required.
3. Conduct movement.
4. Confirm target(s).
5. Conduct survey(s) and/ or assessments.
6. Conduct turnover, as required.
7. Conduct extract.
8. Produce reports.
9. Conduct debriefs.
10. Conduct after-action reviews.

REFERENCES:

1. FM 3-05.204 Special Forces Special Reconnaissance
2. FM 3-05.220 Special Forces Advanced Special Operations (S\NF)
3. MCWP 2-25 Ground Reconnaissance Operations
4. SH 21-76 Ranger Handbook
5. TC 31-16 Special Forces Preparation of the Environment (S\NF)

SUPPORT REQUIREMENTS:

RANGE/TRAINING AREA:

Facility Code 17410 Maneuver/Training Area, Light Forces
Facility Code 17730 Fire And Movement Range
Facility Code 17961 Combat In Cities Facility
Facility Code 17962 MOJT Collective Training Facility (Small)

ROOMS/BUILDINGS: Classroom.

RECN-GRND-2008: Mark a Drop Zone

EVALUATION-CODED: NO

SUSTAINMENT INTERVAL: 12 months

MOS PERFORMING: 0307, 0321, 8403, 8427

BILLETS: Recon Man

GRADES: CPL, SGT, SSGT, GYSGT, 2NDLT, 1STLT, CAPT, NV-SN, NV-PO-3, NV-PO-2, NV-PO-1, NV-CPO

INITIAL TRAINING SETTING: MOJT

CONDITION: As a member of a reception committee, given a mission, a compass, an anemometer, marking devices, signal operating instructions, and an area designated as the drop zone.

STANDARD: By selecting a location that can best support the ground tactical plan and be easily identified by the aircraft where personnel or equipment may be delivered by parachute, or in the case of certain items, by free-drop per performance measures contained in STP 31-18-SMTG and the mission requirement.

PERFORMANCE STEPS:

1. Determine number of personnel and bundles from a mission statement.
2. Compute the release point from figures obtained in TC 31-24.
3. Position markers.
4. Turn down DZ if, following the computations, it does not meet size and safety requirements for the operation.

REFERENCES:

1. FM 3-21.38 Pathfinder Operations
2. STP 31-18-SM-TG Special Forces Common Skills Level 3 and 4

SUPPORT REQUIREMENTS:

RANGE/TRAINING AREA:

Facility Code 17410 Maneuver/Training Area, Light Forces
Facility Code 17440 Personnel/Equipment Drop Zone

EQUIPMENT: Individual equipment as per OPORD/ VS-17 air panel, TC31-24, and an anemometer.

MISCELLANEOUS:

SPECIAL PERSONNEL CERTS: RSO will be required to sign for and coordinate training area on military installations.

RECN-GRND-2009: Conduct a Mounted Patrol

EVALUATION-CODED: NO **SUSTAINMENT INTERVAL:** 12 months

MOS PERFORMING: 0307, 0321, 8403, 8427

BILLETS: Recon Man

GRADES: PVT, PFC, LCPL, CPL, SGT, SSGT, GYSGT, 2NDLT, 1STLT, CAPT, NV-SN, NV-PO-3, NV-PO-2, NV-PO-1, NV-CPO

INITIAL TRAINING SETTING: MOJT

CONDITION: Given a mission, individual weapon, and required equipment, while acting as a member of a reconnaissance patrol, and wearing a fighting load.

STANDARD: By gaining access to the environment, persisting within the operational area, effectively blending into the operational environment, maintaining security, reacting appropriately to the enemy situation, and accomplishing the assigned mission.

PERFORMANCE STEPS:

1. Participate in planning.
2. Prepare method of travel.
3. Participate in inspections.
4. Participate in rehearsals.
5. Conduct movement.
6. Execute immediate actions.
7. Employ formations.
8. Conduct maintenance.
9. Establish laager site.
10. Conduct self/assisted recovery.

REFERENCES:

1. FM 3-25.26 Map Reading and Land Navigation
2. MCWP 2-25 Ground Reconnaissance Operations
3. TM 09880C-0R Operator's Guide, DAGR Operator's Pocket Guide
4. TM 11-5825-291-13 Operator and Maintenance Manual For Satellite Signal Navigation Set AN/PSN-11

SUPPORT REQUIREMENTS:

RANGE/TRAINING AREA:

Facility Code 17502 Non-Standard Small Arms Range
Facility Code 17906 Wheeled Vehicle Drivers Course
Facility Code 17962 MOUT Collective Training Facility (Small)

RECN-GRND-2010: Perform Defensive/Evasive Driving Techniques

EVALUATION-CODED: NO

SUSTAINMENT INTERVAL: 24 months

MOS PERFORMING: 0307, 0321, 8403, 8427

BILLETS: Recon Man

GRADES: PVT, PFC, LCPL, CPL, SGT, SSGT, GYSGT, 2NDLT, 1STLT, CAPT, NV-SN, NV-PO-3, NV-PO-2, NV-PO-1, NV-CPO

INITIAL TRAINING SETTING: MOJT

CONDITION: Given a mission, vehicle, individual weapon, required equipment, and while wearing a fighting load.

STANDARD: By demonstrating techniques used to identify vehicle tampering, successfully avoiding and negotiating a vehicle out of common ambush situations, and conducting route planning.

PERFORMANCE STEPS:

1. Conduct pre-operation vehicle inspection.
2. Conduct route planning and analysis.
3. Analyze local traffic patterns.
4. Identify host nation authority support, emergency services.
5. Identify potential locations for attack and threats scenarios.

6. Conduct immediate action drills for potential threat scenarios.
7. Conduct contingency planning and rehearsals.
8. Integrate IED avoidance/defeat methods.
9. Conduct surveillance detection and identification.
10. Conduct surveillance detection and identification.
11. Apply principals of vehicle control.
12. Demonstrate evasive driving avoidance techniques.
13. Perform counter-measures.
14. Conduct appropriate follow-on actions.

REFERENCES:

1. MCWP 2-25 Ground Reconnaissance Operations

SUPPORT REQUIREMENTS:

RANGE/TRAINING AREA:

Facility Code 17502 Non-Standard Small Arms Range
Facility Code 17906 Wheeled Vehicle Drivers Course
Facility Code 17962 MOJT Collective Training Facility (Small)

RECN-GRND-2011: Handle detainees

EVALUATION-CODED: NO

SUSTAINMENT INTERVAL: 12 months

MOS PERFORMING: 0307, 0321, 8403, 8427

BILLETS: Recon Man

GRADES: PVT, PFC, LCPL, CPL, SGT, SSGT, GYSGT, 2NDLT, 1STLT, CAPT, NV-SN, NV-PO-3, NV-PO-2, NV-PO-1, NV-CPO

INITIAL TRAINING SETTING: MOJT

CONDITION: Given a patrol order and an assignment in a recon team with required equipment, and known or suspected personnel.

STANDARD: By ensuring detainees are handled properly, with minimal impact on the unit's mission.

PERFORMANCE STEPS:

1. Search detainees after apprehension.
2. Photograph scenes of intelligence or judicial value.
3. Tag of items of value.
4. Segregate detainees.
5. Process detainees.
6. Report time sensitive information.
7. Safeguard detainees.
8. Provide/coordinate medical assistance for detainees, as required.
9. Evacuate detainees.

REFERENCES:

1. MCRP 4-11.8D Detainee Operations
-

REC-GRND-2401: Lead Operations in Special Terrain

EVALUATION-CODED: NO

SUSTAINMENT INTERVAL: 12 months

MOS PERFORMING: 0321

BILLETS: Recon Team Leader

GRADES: SGT, SSGT

INITIAL TRAINING SETTING: MOJT

CONDITION: Given a mission, individual weapon, and required equipment, wearing a fighting load, and a recon team while operating as a team leader.

STANDARD: By gaining access to the environment, persisting within the operational area, effectively blending into the operational environment, maintaining security, reacting appropriately to the enemy situation, and accomplishing the assigned mission.

PERFORMANCE STEPS:

1. Lead a team operating in jungle environment
2. Lead a team conducting riverine operations
3. Lead a team executing a river crossing
4. Lead a team operating in urban terrain
5. Lead a team operating in a desert environment
6. Lead a team operating in mountainous terrain
7. Lead a team operating in cold weather

REFERENCES:

1. MCWP 2-25 Ground Reconnaissance Operations
2. MCWP 3-11.3 Scouting and Patrolling
3. MCWP 3-15.3 Scout Sniping
4. SH 21-76 Ranger Handbook

SUPPORT REQUIREMENTS:

RANGE/TRAINING AREA:

Facility Code 17413 Field Training Area
Facility Code 17420 Maneuver/Training Area, Heavy Forces
Facility Code 17962 MOUT Collective Training Facility (Small)
Facility Code 17962 MOUT Collective Training Facility (Small)

REC-GRND-2402: Lead a patrol

EVALUATION-CODED: NO

SUSTAINMENT INTERVAL: 12 months

MOS PERFORMING: 0321

BILLETS: Recon Team Leader

GRADES: SGT, SSGT

INITIAL TRAINING SETTING: FORMAL

CONDITION: Given a recon team, required equipment, and a mission with commanders intent.

STANDARD: By gaining access to the environment, persisting within the operational area, maintaining security, reacting appropriately to the enemy situation, and accomplishing the assigned mission.

PERFORMANCE STEPS:

1. Write and issue a warning order.
2. Coordinate with adjacent units.
3. Coordinate with front line troops.
4. Develop and submit RFIs.
5. Write and issue a patrol order.
6. Conduct inspection and rehearsal.
7. Lead exit of friendly lines.
8. Report exit of friendly lines.
9. Submit Level I Intelligence Reports as required.
10. Lead actions on enemy contact.
11. Lead actions on the objective.
12. Request re-entry of friendly lines.
13. Lead patrol on re-entry of friendly lines.
14. Produce a patrol narrative.
15. Participate in patrol intelligence debrief.
16. Conduct team internal after-action review on the conduct of the patrol.
17. Participate in developing Level II Intelligence Reports.

REFERENCES:

1. MCWP 3-11.2 Marine Rifle Squad
2. MCWP 3-11.3 Scouting and Patrolling

SUPPORT REQUIREMENTS:

OTHER SUPPORT REQUIREMENTS: Frequency for applicable radio (s)

MISCELLANEOUS:

ADMINISTRATIVE INSTRUCTIONS: This task is intended to be used for the execution of all combat and recon patrol missions.

RECN-GRND-2403: Lead a team during immediate actions upon contact with the enemy

EVALUATION-CODED: NO

SUSTAINMENT INTERVAL: 12 months

MOS PERFORMING: 0321

BILLETS: Recon Team Leader

GRADES: SGT, SSGT

INITIAL TRAINING SETTING: FORMAL

CONDITION: Given a patrol order, a recon team, assigned weapon, while wearing a fighting load, and operating as a team leader.

STANDARD: By eliminating the threat and/or breaking contact.

PERFORMANCE STEPS:

1. Supervise and direct actions during an immediate halt
2. Supervise and direct actions during air observation
3. Supervise and direct actions during air attack
4. Supervise and direct actions during a hasty ambush
5. Supervise and direct actions during an immediate assault
6. Supervise and direct actions during a chance contact
7. Supervise and direct actions during a near-counter-ambush
8. Supervise and direct actions during a far-counter-ambush
9. Supervise and direct actions upon contact with a booby trap
10. Supervise and direct actions while crossing a danger area
11. Supervise and direct actions during an indirect fire attack
12. Supervise and direct actions during contact with a sniper
13. Supervise and direct actions during a break out from a static position

REFERENCES:

1. FMFM 6-4 Marine Rifle Company/Platoon
2. MCWP 3-11.2 Marine Rifle Squad
3. MCWP 3-11.3 Scouting and Patrolling
4. SH 21-76 Ranger Handbook

SUPPORT REQUIREMENTS:

RANGE/TRAINING AREA:

Facility Code 17410 Maneuver/Training Area, Light Forces
Facility Code 17430 Impact Area Dudded
Facility Code 17580 Machinegun Transition Range
Facility Code 17710 Multipurpose Training Range (MPTR)
Facility Code 17730 Fire And Movement Range

UNITS/PERSONNEL: Certified range safety and medical personnel are required.

MISCELLANEOUS:

ADMINISTRATIVE INSTRUCTIONS: Pyrotechnics/demolitionsG811 GRENADE, HAND PRACTICE, M-69 2/manG878 FUSE, HAND GRENADE PRACTICE, M-228 4/manG881 GRENADE, HAND, FRAG, M-67 2/manG930 GRENADE, HAND, SMOKE, HC, AN-M8 8/manG940 GRENADE, HAND, SMOKE, GREEN, M18 16/teamG948 GRENADE, HAND, SMOKE, YELLOW, M18 16/teamG950 GRENADE, HAND, SMOKE, RED, M18 16/teamK143 MINE, APERS M18A1 3/teamL307 SIGNAL, WHITE STAR CLUSTER, M159 16/teamL310 SIGNAL, GREEN STAR PARACHUTE, M159 16/teamL312 SIGNAL, WHITE STAR PARACHUTE, M159 16/teamL314 SIGNAL, GREEN STAR CLUSTER, M159 16/teamL315 SIGNAL, RED STAR CLUSTER, M159 16/team Weapon: M4 Series 5.56mm A059 CTG, 5.56MM, BALL, M855 480/wpnA063 CTG, 5.56MM, TRACER, M856 160/wpnA080 CTG, 5.56MM, BLANK 480/wpn Weapon: M249 5.56mm Light Machinegun - Squad Automatic WeaponA064 CTG, 5.56MM, 4&l LINKED, F/SAW 1600/wpnA075 CTG, 5.56MM, BLANK, LINKED

1600/wpn Weapon: M203 40mm Grenade Launcher B546 CTG, 40MM, HE DP, M433 40/wpn B518 CTG, 40MM, PRACTICE, M781 40/wpn B508 CTG, 40MM, GREEN SMOKE GROUND 16/wpn B509 CTG, 40MM, YELLOW SMOKE GROUND 16/wpn Sustainment requires three iterations per training interval. The above ammunition requirement reflects those amounts required per iteration.

RECNGRND-2404: Lead a vehicle patrol

EVALUATION-CODED: NO

SUSTAINMENT INTERVAL: 1 month

MOS PERFORMING: 0321

BILLETS: Recon Team Leader

GRADES: SGT, SSGT

INITIAL TRAINING SETTING: MOJT

CONDITION: Given a mission, vehicle, individual weapon, a recon team, required equipment, and while wearing a fighting load.

STANDARD: By gaining access to the environment, persisting within the operational area, maintaining security, reacting appropriately to the enemy situation, and accomplishing the assigned mission.

PERFORMANCE STEPS:

1. Receive the order.
2. Conduct METT-TSL
3. Conduct route planning/reconnaissance.
4. Determine team/organization.
5. Determine duties and responsibilities.
6. Develop communications plan.
7. Determine reporting procedures.
8. Conduct fire support planning.
9. Develop movement order/brief.
10. Issue convoy movement order.
11. Prepare vehicle.
12. Conduct inspections.
13. Conduct rehearsals.
14. Execute the mission.
15. Conduct debrief.

REFERENCES:

1. FM 31-20-5 Special Reconnaissance Tactics, Techniques and Procedures for Special Forces
2. FM 31-23 SPECIAL FORCES MOUNTED OPERATIONS TACTICS, TECHNIQUES, AND PROCEDURES
3. MCRP 4-11.3H Multi-service Tactics, Techniques, and Procedures for Tactical Convoy Operations
4. MCWP 2-25 Ground Reconnaissance Operations
5. SOCOM Handbook SOCOM Combat Convoy Handbook

SUPPORT REQUIREMENTS:

ORDNANCE:

<u>DODIC</u>	<u>Quantity</u>
A059 Cartridge, 5.56mm Ball M855 10/Clip	2700 cartridges per Team
A062 Cartridge, 5.56mm Ball M855 Linked	4000 cartridges per Team
A064 Cartridge, 5.56mm 4 Ball M855/1 Trac	4000 cartridges per Team
A131 Cartridge, 7.62mm 4 Ball M80/1 Trace	4000 cartridges per Team
A576 Cartridge, Caliber .50 4 API M8/1 AP	4000 cartridges per Team
B542 Cartridge, 40mm HEDP M430/M430A1 Lin	160 cartridges per Team
G940 Grenade, Hand Green Smoke M18	4 grenades per Team
G945 Grenade, Hand Yellow Smoke M18	4 grenades per Team
G950 Grenade, Hand Red Smoke M18	4 grenades per Team
L306 Signal, Illumination Ground Red Star	4 signals per Team
L307 Signal, Illumination Ground White St	4 signals per Team
L311 Signal, Illumination Ground Red Star	4 signals per Team
L312 Signal, Illumination Ground White St	4 signals per Team
L312 Signal, Illumination Ground White St	4 signals per Team

RANGE/TRAINING AREA:

Facility Code 17410 Maneuver/Training Area, Light Forces
Facility Code 17411 Maneuver/Training Area, Amphibious Forces
Facility Code 17660 Tank/Fighting Vehicle Stationary Gunnery Range
Facility Code 17681 Field Artillery Scaled Range
Facility Code 17690 Scaled Gunnery Range (1:30 And 1:60)
Facility Code 17710 Multipurpose Training Range (MPTR)
Facility Code 17711 Automated Multipurpose Training Range (MPTR)
Facility Code 17720 Tank/Fighting Vehicle Platoon Battle Run
Facility Code 17721 Tank/Fighting Vehicle Multipurpose Range Complex
Facility Code 17906 Wheeled Vehicle Drivers Course

MISCELLANEOUS:

ADMINISTRATIVE INSTRUCTIONS: Convoy operations are not limited to combat. Administrative movements, movements in CONUS, and any other significant motorized travel are applicable.

REC-GRND-2405: Lead a Mounted Patrol

EVALUATION-CODED: NO **SUSTAINMENT INTERVAL:** 12 months

DESCRIPTION: The mounted patrol is to be performed in all special terrain. A mounted patrol includes, but is not limited to military tactical vehicles, indigenous vehicles, pack animals, small craft, diver propulsion devices, and snow mobiles.

MOS PERFORMING: 0321

BILLETS: Recon Team Leader

GRADES: SGT, SSGT

INITIAL TRAINING SETTING: MOJT

CONDITION: Given a mission, a recon team, individual weapon, and required equipment, while operating as a team leader.

STANDARD: By gaining access to the environment, persisting within the operational area, effectively blending into the operational environment, maintaining security, reacting appropriately to the enemy situation, and accomplishing the assigned mission.

PERFORMANCE STEPS:

1. Conduct planning.
2. Direct, supervise, and inspect preparation of the method of travel.
3. Direct and supervise inspections.
4. Direct and supervise rehearsals.
5. Direct and supervise movement.
6. Direct and supervise immediate actions.
7. Employ formations.
8. Direct, supervise, and inspect maintenance.
9. Direct, supervise, and inspect maintenance.
10. Direct and supervise self/assisted recovery.

REFERENCES:

1. FM 3-05.213 Special Forces Pack Animals
2. FM 31-20-5 Special Reconnaissance Tactics, Techniques and Procedures for Special Forces
3. FM 31-23 SPECIAL FORCES MOUNTED OPERATIONS TACTICS, TECHNIQUES, AND PROCEDURES
4. MCRP 4-11.3H Multi-service Tactics, Techniques, and Procedures for Tactical Convoy Operations
5. MCWP 2-25 Ground Reconnaissance Operations
6. SOCOM Handbook SOCOM Combat Convoy Handbook

SUPPORT REQUIREMENTS:

RANGE/TRAINING AREA:

Facility Code 17410 Maneuver/Training Area, Light Forces
Facility Code 17411 Maneuver/Training Area, Amphibious Forces
Facility Code 17720 Tank/Fighting Vehicle Platoon Battle Run
Facility Code 17721 Tank/Fighting Vehicle Multipurpose Range Complex
Facility Code 17906 Wheeled Vehicle Drivers Course

RECN-GRND-2406: Supervise the operation of a Patrol Base

EVALUATION-CODED: NO

SUSTAINMENT INTERVAL: 12 months

MOS PERFORMING: 0321

BILLETS: Recon Team Leader

GRADES: SGT, SSGT

INITIAL TRAINING SETTING: FORMAL

CONDITION: Given a mission, individual weapon, wearing a fighting load, and a recon team while operating as a team leader.

STANDARD: By gaining access to the environment, persisting within the operational area, maintaining security, reacting appropriately to the enemy situation, and accomplishing the assigned mission.

PERFORMANCE STEPS:

1. Select an area that avoids compromise and detection by the enemy.
2. Reconnoiter the area before occupation by the main force.
3. Establish security plan.
4. Establish trigger lines, engagement criteria, and target precedence for all weapon systems.
5. Establish contingency plans.
6. Determine field(s) of observation and fire.
7. Supervise setup of required equipment.
8. Supervise and enforce noise and light discipline.
9. Ensure position is camouflaged to avoid detection from air or ground observations.
10. Supervise the conduct priorities of work per the patrol order.
11. Maintain communications and report.
12. Supervise the sterilization of the area upon withdrawal.

REFERENCES:

1. FM 3-05.204 Special Forces Special Reconnaissance
2. FM 31-20-5 Special Reconnaissance Tactics, Techniques and Procedures for Special Forces
3. SH 21-76 Ranger Handbook

SUPPORT REQUIREMENTS:

RANGE/TRAINING AREA:

Facility Code 17410 Maneuver/Training Area, Light Forces
Facility Code 17961 Combat In Cities Facility
Facility Code 17962 MOUT Collective Training Facility (Small)

RECN-GRND-2407: Supervise the operation of a Observation Post (OP)

EVALUATION-CODED: NO

SUSTAINMENT INTERVAL: 12 months

MOS PERFORMING: 0321

BILLETS: Recon Team Leader

GRADES: SGT, SSGT

INITIAL TRAINING SETTING: FORMAL

CONDITION: Given a mission, individual weapon, and required equipment, while leading reconnaissance patrol, and wearing a fighting load.

STANDARD: By gaining access to the environment, persisting within the operational area, maintaining security, reacting appropriately to the enemy situation, and accomplishing the assigned mission.

PERFORMANCE STEPS:

1. Select position.
2. Establish security plan.
3. Establish trigger lines, engagement criteria, and target precedence for all weapon systems.
4. Establish contingency plans.
5. Establish observation plan.
6. Supervise setup of required equipment.
7. Supervise and enforce noise and light discipline.
8. Ensure position is camouflaged to avoid detection from air or ground observations.
9. Supervise the conduct of observation.
10. Maintain communications and report.
11. Supervise the sterilization of the OP upon withdrawal.

REFERENCES:

1. MCWP 3-11.3 Scouting and Patrolling
2. MCWP 3-15.3 Scout Sniping

SUPPORT REQUIREMENTS:

RANGE/TRAINING AREA: Facility Code 17410 Maneuver/Training Area, Light Forces

OTHER SUPPORT REQUIREMENTS: Maneuver/Training area: If Hide is not pre-existing within this training area, dig permission will be required from Range Control.

RECEN-GRND-2407: Select position.

EVALUATION-CODED: NO

SUSTAINMENT INTERVAL: 12 months

INITIAL TRAINING SETTING: FORMAL

CONDITION: Given a mission, individual weapon, and required equipment, while leading reconnaissance patrol, and wearing a fighting load.

STANDARD: By gaining access to the environment, persisting within the operational area, maintaining security, reacting appropriately to the enemy situation, and accomplishing the assigned mission.

RECEN-GRND-2408: Supervise the operation of a Hide Site

EVALUATION-CODED: NO

SUSTAINMENT INTERVAL: 12 months

MOS PERFORMING: 0321

BILLETS: Recon Team Leader

GRADES: SGT, SSGT

INITIAL TRAINING SETTING: FORMAL

CONDITION: Given a mission, individual weapon, and required equipment, while leading a reconnaissance patrol, and wearing a fighting load.

STANDARD: By gaining access to the environment, persisting within the operational area, maintaining security, reacting appropriately to the enemy situation, and accomplishing the assigned mission.

PERFORMANCE STEPS:

1. Select location based on mission requirements and number of personnel.
2. Establish security plan.
3. Establish trigger lines, engagement criteria, and target precedence for all weapon systems.
4. Establish contingency plans.
5. Determine field(s) of observation and fire.
6. Establish observation plan.
7. Establish shooting and observation platforms.
8. Supervise setup of required equipment.
9. Supervise and enforce noise and light discipline.
10. Camouflage the position.
11. Camouflage self, weapons and equipment.
12. Ensure position is camouflaged to avoid detection from air or ground observations.
13. Supervise the conduct of observation.
14. Maintain communications and report.
15. Supervise the sterilization of the hide site upon withdrawal.

REFERENCES:

1. MCWP 3-11.3 Scouting and Patrolling
2. MCWP 3-15.3 Scout Sniping

SUPPORT REQUIREMENTS:

RANGE/TRAINING AREA: Facility Code 17410 Maneuver/Training Area, Light Forces

OTHER SUPPORT REQUIREMENTS: Maneuver/Training area If Hide is not pre-existing within this training area, dig permission will be required from Range Control.

REC-GRND-2409: Lead a tracking team

EVALUATION-CODED: NO

SUSTAINMENT INTERVAL: 12 months

MOS PERFORMING: 0321

BILLETS: Recon Team Leader

GRADES: SGT, SSGT

INITIAL TRAINING SETTING: MOJT

CONDITION: Given a unit and a mission, an area that contains tracks, an individual weapon, while wearing a fighting load.

STANDARD: By recording and reporting the information to satisfy intelligence requirements provided by higher command.

PERFORMANCE STEPS:

1. Receive the order from higher headquarters.
2. Conduct mission planning.
3. Task organize unit.
4. Conduct rehearsals.
5. Conduct Inspections.
6. Issue the order.
7. Cross the LOD.
8. Assume initial tracking formations.
9. Supervise and direct the acquiring of a track(s).
10. Supervise and direct the analyzing of a track(s).
11. Report information.
12. Supervise and direct the track exploitation.
13. Supervise and direct the reaction to enemy contact/anti-tracking techniques.
14. Re-exploit.
15. Upon gaining contact or obtaining actionable information, report information.

REFERENCES:

1. MCWL 3-35.3X Combat Hunter
-

RECN-GRND-2410: Lead a team conducting Structural Survey/Reconnaissance

EVALUATION-CODED: NO

SUSTAINMENT INTERVAL: 12 months

DESCRIPTION: This task provides the procedure for conducting structural survey/reconnaissance to collect specific, technically complex information regarding the composition and construction of structures such as airfields, bridges, port facilities, assess battle damage and the disposition of associated personnel.

MOS PERFORMING: 0321

BILLETS: Recon Team Leader

GRADES: SGT, SSGT

INITIAL TRAINING SETTING: FORMAL

CONDITION: Given a mission, all required personnel, and C4I-related infrastructure and equipment.

STANDARD: By satisfying all PIRs and CCIRs in the correct format within the time allotted by the operational environment.

PERFORMANCE STEPS:

1. Conduct planning.
2. Integrate technical support, as required.
3. Conduct movement.
4. Confirm target(s).
5. Conduct survey(s) and/or assessments.
6. Conduct turnover, as required.
7. Conduct extract.
8. Produce reports.
9. Conduct debriefs.
10. Conduct after-action reviews.

REFERENCES:

1. FM 3-05.204 Special Forces Special Reconnaissance
2. FM 3-05.220 Special Forces Advanced Special Operations (S\NF)
3. MCWP 2-25 Ground Reconnaissance Operations
4. SH 21-76 Ranger Handbook
5. TC 31-16 Special Forces Preparation of the Environment (S\NF)

SUPPORT REQUIREMENTS:

RANGE/TRAINING AREA:

Facility Code 17410 Maneuver/Training Area, Light Forces
Facility Code 17730 Fire And Movement Range
Facility Code 17961 Combat In Cities Facility
Facility Code 17962 MOUT Collective Training Facility (Small)

ROOMS/BUILDINGS: Classroom.

RECN-GRND-2411: Lead a team to establish a Helicopter Landing Site

EVALUATION-CODED: NO

SUSTAINMENT INTERVAL: 12 months

MOS PERFORMING: 0321

BILLETS: Recon Team Leader

GRADES: SGT, SSGT

INITIAL TRAINING SETTING: FORMAL

CONDITION: Given a mission, individual weapon, required equipment, an area to be prepared for the landing site, wearing a fighting load, and a recon team while operating as a team leader.

STANDARD: By establishing communications, and providing initial terminal guidance (ITG) to assault support craft prior to the arrival of the supported unit.

PERFORMANCE STEPS:

1. Select landing site.
2. Supervise and direct security for the landing site.
3. Supervise and direct communications as required.
4. Supervise and inspect the marking or removal of all obstacles or debris on the landing site.
5. Supervise and inspect the marking or removal of all obstacles or debris on the landing site.
6. Establish communications with aircraft.
7. Supervise and inspect the transmittal of current landing site conditions.
8. Locate aircraft.
9. Supervise and direct the guiding of aircraft into the landing site.

REFERENCES:

1. FM 3-21.38 Pathfinder Operations
2. M350-5 Joint Terminal Air Controller Training & Standardization/Evaluation
3. MCRP 2-25A Reconnaissance Reports Guide
4. MCRP 3-11.1A Commander's Tactical Handbook
5. MCRP 3-11.4A Helicopter Rope Suspension Techniques (HRST) Operations
6. MCWP 3-11.2 Marine Rifle Squad
7. SH 21-76 Ranger Handbook

SUPPORT REQUIREMENTS:

RANGE/TRAINING AREA:

Facility Code 17410 Maneuver/Training Area, Light Forces
Facility Code 17925 Airfield Site Selection Training Area

REC-GRND-2412: Supervise the marking of a Drop Zone

EVALUATION-CODED: NO

SUSTAINMENT INTERVAL: 12 months

MOS PERFORMING: 0321

BILLETS: Recon Team Leader

GRADES: SGT, SSGT

INITIAL TRAINING SETTING: FORMAL

CONDITION: Given a reception committee, a mission, a compass, an anemometer, marking devices, signal operating instructions, and an area designated as the drop zone while operating as a team leader.

STANDARD: By selecting a location that can best support the ground tactical plan and be easily identified by the aircraft where personnel or equipment may be delivered by parachute, or in the case of certain items, by free-drop per performance measures contained in STP 31-18-SMTG and the mission requirement.

PERFORMANCE STEPS:

1. Determine number of personnel and bundles from a mission statement.

2. Compute the release point from figures obtained in TC 31-24.
3. Supervise and inspect the positioning of markers.
4. Turn down DZ if, following the computations, it does not meet size and safety requirements for the operation.

REFERENCES:

1. FM 3-21.38 Pathfinder Operations
2. STP 31-18-SM-TG Special Forces Common Skills Level 3 and 4

SUPPORT REQUIREMENTS:

RANGE/TRAINING AREA:

Facility Code 17410 Maneuver/Training Area, Light Forces
Facility Code 17440 Personnel/Equipment Drop Zone

EQUIPMENT: Individual equipment as per OPORD/VS-17 air panel, TC31-24, and an anemometer.

MISCELLANEOUS:

SPECIAL PERSONNEL CERTS: RSO will be required to sign for and coordinate training area on military installations.

REC-GRND-2413: Lead a team in offensive operations

EVALUATION-CODED: NO

SUSTAINMENT INTERVAL: 12 months

MOS PERFORMING: 0321

BILLETS: Recon Team Leader

GRADES: SGT, SSGT

INITIAL TRAINING SETTING: FORMAL

CONDITION: Given a recon team, an objective, required equipment, and an order to conduct offensive operations.

STANDARD: By utilizing the principles and fundamentals of fire and maneuver to dominate and secure the objective.

PERFORMANCE STEPS:

1. Initiate reconnaissance plan ahead of attack to gain and maintain observation of enemy.
2. Execute tactical deception, if planned.
3. Initiate prearranged fires.
4. Cross line of departure (LOD) at the specified time.
5. Report crossing of tactical control measures to platoon commander.
6. Overcome enemy forces enroute to objective, without becoming decisively engaged or committing unnecessary forces.
7. Maintain status of sub-elements and positions to best influence the attack.

8. Adjust, shift, and cease direct and indirect fires to support successes.
9. Avoid committing sub-elements in a piecemeal fashion.
10. Pursue beyond objective to the limit of advance before transitioning into the consolidation.
11. Conduct Sensitive Site Exploitation.
12. Report status of the attack to platoon commander.
13. Issue fragmentary orders to teams and attachments in preparation for follow-on missions.

REFERENCES:

1. MCWP 3-11.2 Marine Rifle Squad
-

RECEN-GRND-2414: Direct the employment of a machinegun team in offensive operations

EVALUATION-CODED: NO

SUSTAINMENT INTERVAL: 12 months

MOS PERFORMING: 0321

BILLETS: Recon Team Leader

GRADES: SGT, SSGT

INITIAL TRAINING SETTING: MOJT

CONDITION: Given a machinegun team and an order.

STANDARD: By providing effective machinegun fires in support of the scheme of maneuver.

PERFORMANCE STEPS:

1. Determine method of support for machinegun team.
2. Provide appropriate signals for commence, shift, and cease.
3. Direct positioning of machinegun team to best observe and support scheme of maneuver.
4. Provide security for machinegun team.
5. Ensure fires commence, shift, and cease on signal to support the attack.
6. Direct displacement to ensure continuous support.
7. Direct positioning of machinegun team in preparation for counterattack.
8. Reposition machinegun team for defense.

REFERENCES:

1. MCWP 3-11.2 Marine Rifle Squad
2. MCWP 3-15.1 Machineguns and Machinegun Gunnery

SUPPORT REQUIREMENTS:

OTHER SUPPORT REQUIREMENTS: Maneuver/Training area

MISCELLANEOUS:

ADMINISTRATIVE INSTRUCTIONS: This includes all offensive operations to include MOUT/mechanized/fortified strong point.

REC-GRND-2415: Lead a team in defensive operations

EVALUATION-CODED: NO

SUSTAINMENT INTERVAL: 12 months

MOS PERFORMING: 0321

BILLETS: Recon Team Leader

GRADES: SGT, SSGT

INITIAL TRAINING SETTING: MOJT

CONDITION: Given a team, an assigned area or sector from which to defend and an order with a mission to conduct defensive operations.

STANDARD: By persisting within the operational area, maintaining security, reacting appropriately to the enemy situation, and accomplishing the assigned mission.

PERFORMANCE STEPS:

1. Supervise local security establishment.
2. Begin planning.
3. Issue warning order.
4. Arrange for reconnaissance.
5. Coordinate with adjacent units.
6. Conduct reconnaissance.
7. Identify and mark subordinate unit primary, alternate, and supplementary positions.
8. Assign sectors of fire.
9. Complete the plan.
10. Conduct, coordinate, and complete the fire support/targeting process.
11. Establish trigger lines, engagement criteria, and target precedence for all weapon systems.
12. Establish priorities of work and timeline.
13. Establish priorities of work and timeline.
14. Supervise occupation of the defense.
15. Improve security and initiate patrolling plan.
16. Ensure automatic/crew served weapons are properly emplaced.
17. Supervise marking of sectors of fire.
18. Supervise establishment of fields of fire.
19. Supervise emplacement of obstacles.
20. Register indirect fires.
21. Update list of targets to higher.
22. Receive updated target list from higher.
23. Submit team fire plan sketch, as required.
24. Supervise entrenchment of positions.
25. Supervise implementation of communications plan.
26. Confirm counter-attack plan.
27. Rehearse defensive battle drills.

28. Supervise alert postures.
29. Supervise continuing actions.
30. Supervise position improvement and refinement.

REFERENCES:

1. FM 90-10-1 Infantryman's Guide to Combat in Built-Up Areas
2. FMFM 6-4 Marine Rifle Company/Platoon
3. MCWP 3-11.2 Marine Rifle Squad
4. MCWP 3-15.5 (EMFM 2-11) Anti-armor Operations

SUPPORT REQUIREMENTS:

RANGE/TRAINING AREA: Facility Code 17410 Maneuver/Training Area, Light Forces

RECN-GRND-2416: Direct the employment of a machinegun team in support of defensive operations

EVALUATION-CODED: NO

SUSTAINMENT INTERVAL: 12 months

MOS PERFORMING: 0321

BILLETS: Recon Team Leader

GRADES: SGT, SSGT

INITIAL TRAINING SETTING: MOJT

CONDITION: Given a machinegun team and a mission with commanders intent.

STANDARD: By providing effective fires.

PERFORMANCE STEPS:

1. Determine method of support and tentative primary defensive positions.
2. Determine type of fires to be employed, target precedence, and engagement criteria.
3. Consider employment of assault team to assist in construction of obstacles.
4. Emplace assault team to best support the defense.
5. Identify alternate and supplementary positions.
6. Ensure coordination is conducted with adjacent units.
7. Compile completed range card and ensure integration of fires, in accordance with defensive plan.
8. Supervise delivery of fires for the defense and counterattack.

REFERENCES:

1. MCWP 3-11.2 Marine Rifle Squad
2. MCWP 3-15.1 Machineguns and Machinegun Gunnery

SUPPORT REQUIREMENTS:

OTHER SUPPORT REQUIREMENTS: Maneuver/Training area

MISCELLANEOUS:

ADMINISTRATIVE INSTRUCTIONS: This includes all defensive operations, to include MOUT and counter-mechanized strong point.

RECN-GRND-2417: Lead a team in urban operations

EVALUATION-CODED: NO

SUSTAINMENT INTERVAL: 12 months

MOS PERFORMING: 0321

BILLETS: Recon Team Leader

GRADES: SGT, SSGT

INITIAL TRAINING SETTING: MOJT

CONDITION: Given a recon team, a mission to conduct operations in an urban environment, commanders intent, and required equipment.

STANDARD: By accomplishing the mission while considering the unique characteristics, factors, and variables associated with an urban environment.

PERFORMANCE STEPS:

1. Begin planning.
2. Conduct appropriate pre-combat preparations, rehearsals, checks, and inspections.
3. Task organize for urban operations.
4. Coordinate with adjacent, supporting, and attached units.
5. Initiate reconnaissance plan ahead of attack, to gain and maintain observation of enemy.
6. Task organize the team to fill the role of assault element, security element, or support element.
7. Execute tactical deception, if planned.
8. Isolate the object through direct and indirect fires.
9. Initiate prearranged fires, to include suppression and obscuration fires on enemy observation posts.
10. Cross line of departure at the specified time.
11. Gain a foothold in limited objectives.
12. Maintain communications with subordinate elements.
13. Maintain communications with subordinate elements.
14. Adjust, shift, and cease direct and indirect fires to support successes.
15. Breach obstacles, create friendly building accesses, and close off unnecessary routes, without committing additional forces.
16. Maintain momentum of the attack by rotating lead unit and supplies.
17. Seize the assigned objective.
18. Report status of the attack to platoon commander.
19. Issue fragmentary orders to sub-elements and attachments in preparation for follow-on missions.

REFERENCES:

1. FMFM 6-4 Marine Rifle Company/Platoon

2. MCWP 2-25 Ground Reconnaissance Operations
3. MCWP 3-11.2 Marine Rifle Squad
4. MCWP 3-35.3 Military Operations on Urbanized Terrain (MOUT)
5. X-Files 3-35.31 Urban Attack
6. X-Files 3-35.32 Urban Defense
7. X-Files 4-11.71 Urban Sustainment

SUPPORT REQUIREMENTS:

RANGE/TRAINING AREA: Facility Code 17962 MOUT Collective Training Facility (Small)

MISCELLANEOUS:

ADMINISTRATIVE INSTRUCTIONS: This task replaced "Conduct an urban attack" in the previous edition of the T&R. Additionally, urban defense, patrolling, movement to contact, and fire support tasks were deleted and incorporated into this task.

RECN-GRND-2418: Lead a team in a hasty vehicle/personnel checkpoint

EVALUATION-CODED: NO

SUSTAINMENT INTERVAL: 12 months

MOS PERFORMING: 0321

BILLETS: Recon Team Leader

GRADES: SGT, SSGT

INITIAL TRAINING SETTING: FORMAL

CONDITION: Given a recon team, vehicle control point equipment, and a mission with commanders' intent.

STANDARD: By accomplishing the mission in accordance with commanders' intent.

PERFORMANCE STEPS:

1. Conduct deliberate planning.
2. Move team to location of vehicle control point.
3. Establish security and guardian angels.
4. Establish the canalization zone to force vehicles to the checkpoint.
5. Establish the turning or the deceleration zone to slow approaching vehicles using signs, barriers, and/or signals with enough stand-off to identify intent, act on hostile intent (IAW ROE), and protect the force.
6. Establish criteria for weapon release.
7. Establish the search zone, personnel and vehicles are to be searched separately.
8. Supervise the searching of vehicles/personnel.
9. Supervise the handling of detainees when applicable.
10. Supervise the dismantling of the vehicle checkpoint

11. Move team back to friendly position.
12. Maintain communications with higher.

REFERENCES:

1. BUST Handbook

SUPPORT REQUIREMENTS:

RANGE/TRAINING AREA: Facility Code 17410 Maneuver/Training Area, Light Forces

RECN-GRND-2419: Direct the team in handling of detainees

EVALUATION-CODED: NO

SUSTAINMENT INTERVAL: 12 months

MOS PERFORMING: 0321

BILLETS: Recon Team Leader

GRADES: SGT, SSGT

INITIAL TRAINING SETTING: MOJT

CONDITION: Given a patrol order and a recon team with required equipment, and known or suspected personnel.

STANDARD: By ensuring detainees are handled properly, with minimal impact on the unit's mission.

PERFORMANCE STEPS:

1. Establish a detainee collection point.
2. Supervise the search of detainees after apprehension.
3. Supervise the Photography of scenes of intelligence or judicial value.
4. Supervise tagging of items of value.
5. Supervise the segregation of detainees.
6. Supervise the processing of detainees.
7. Report time sensitive information.
8. Safeguard detainees.
9. Provide/coordinate medical assistance.
10. Evacuate detainees.

REFERENCES:

1. MCRP 4-11.8D Detainee Operations
-

RECN-GRND-2420: Supervise the maintenance of a patrol log

EVALUATION-CODED: NO

SUSTAINMENT INTERVAL: 12 months

MOS PERFORMING: 0321

BILLETS: Recon Team Leader

GRADES: SGT, SSGT

INITIAL TRAINING SETTING: MOJT

CONDITION: Given a mission, a recon team, an operational environment, a patrol log, and reportable activities while operating as a team leader.

STANDARD: By recording the disposition and location of all reportable activities with the location and the date time group (DTG) of the observation.

PERFORMANCE STEPS:

1. Supervise and inspect the recording of the location and DTG of insertion.
2. Supervise and inspect the recording of the location and DTG of all halts.
3. Supervise and inspect the recording of the location and DTG of all patrol bases.
4. Supervise and inspect the recording of the location and DTG of all observation posts.
5. Supervise and inspect the recording of the environmental conditions and their effects on friendly/ enemy personnel, communications, and equipment.
6. Supervise and inspect the recording of the consumption rates of ammunition, chow, water, batteries, and fuel.
7. Supervise and inspect the recording of the location and DTG of all significant events on the patrol.
8. Supervise and inspect the recording of map corrections.
9. Supervise and inspect the recording of enemy sightings and activity.
10. Supervise and inspect the recording of the route.
11. Supervise and inspect the recording of the location and DTG of extraction.
12. Supervise the submission of patrol log(s) to higher headquarters.

REFERENCES:

1. Unit Standard Operating Procedures (SOP)
2. MCWP 2-25 Ground Reconnaissance Operations

REC-GRND-2501: Lead a platoon during Ground Reconnaissance

EVALUATION-CODED: NO

SUSTAINMENT INTERVAL: 12 months

MOS PERFORMING: 0307, 0321

BILLETS: Recon Platoon Commander, Recon Platoon Sergeant

GRADES: GYSGT, 2NDLT, 1STLT, CAPT

INITIAL TRAINING SETTING: MOJT

CONDITION: Given a mission, all required personnel and equipment, and C4I-related infrastructure and equipment.

PERFORMANCE STEPS:

1. Lead a platoon operating in jungle environment
2. Lead a platoon conducting riverine operations
3. Lead a platoon executing a river crossing
4. Lead a platoon operating in urban terrain
5. Lead a platoon operating in a desert environment
6. Lead a platoon operating in mountainous terrain
7. Lead a platoon operating in mountainous terrain

REFERENCES:

1. MCWP 2-25 Ground Reconnaissance Operations
2. MCWP 3-11.3 Scouting and Patrolling
3. MCWP 3-15.3 Scout Sniping
4. SH 21-76 Ranger Handbook

SUPPORT REQUIREMENTS:

RANGE/TRAINING AREA:

Facility Code 17413 Field Training Area
Facility Code 17420 Maneuver/Training Area, Heavy Forces
Facility Code 17963 MOUT Collective Training Facility (Large)
Facility Code 17963 MOUT Collective Training Facility (Large)

RECN-GRND-2503: Lead a platoon patrol

EVALUATION-CODED: NO

SUSTAINMENT INTERVAL: 12 months

MOS PERFORMING: 0307, 0321

BILLETS: Recon Platoon Commander, Recon Platoon Sergeant

GRADES: GYSGT, 2NDLT, 1STLT, CAPT

INITIAL TRAINING SETTING: MOJT

CONDITION: Given a mission, required equipment, required personnel, and C4I-related infrastructure and equipment.

STANDARD: By gaining access to the environment, persisting within the operational area, maintaining security, reacting appropriately to the enemy situation, and accomplishing the assigned mission.

PERFORMANCE STEPS:

1. Write and issue a warning order.
2. Coordinate with adjacent units.
3. Coordinate with front line troops.
4. Write and issue a patrol order.
5. Conduct inspections and rehearsals.
6. Lead exit of friendly lines.
7. Report exit of friendly lines.
8. Submit reports as required.
9. Control actions on enemy contact.

10. Lead actions on the objective.
11. Request re-entry of friendly lines.
12. Lead patrol on re-entry of friendly lines.
13. Produce a patrol narrative.
14. Supervise the patrol intelligence debrief.
15. Conduct platoon internal after-action review on the conduct of the patrol.
16. Supervise the development of Level I Intelligence Reports.
17. Produce Level II Intelligence Reports.

REFERENCES:

1. MCWP 2-25 Ground Reconnaissance Operations
2. MCWP 3-11.2 Marine Rifle Squad
3. MCWP 3-11.3 Scouting and Patrolling
4. SH 21-76 Ranger Handbook

SUPPORT REQUIREMENTS:

OTHER SUPPORT REQUIREMENTS: Frequency for applicable radio(s)

MISCELLANEOUS:

ADMINISTRATIVE INSTRUCTIONS: This task is intended to be used for the execution of all combat and recon patrol missions.

RECN-GRND-2504: Lead a platoon during immediate actions upon contact with the enemy

EVALUATION-CODED: NO

SUSTAINMENT INTERVAL: 12 months

MOS PERFORMING: 0307, 0321

BILLETS: Recon Platoon Commander, Recon Platoon Sergeant

GRADES: GYSGT, 2NDLT, 1STLT, CAPT

INITIAL TRAINING SETTING: MOJT

CONDITION: Given a mission, required equipment, required personnel, and C4I-related infrastructure and equipment.

STANDARD: By eliminating the threat and/or breaking contact.

PERFORMANCE STEPS:

1. Supervise and direct actions during an immediate halt
2. Supervise and direct actions during air observation
3. Supervise and direct actions during air attack
4. Supervise and direct actions during a hasty ambush
5. Supervise and direct actions during an immediate assault
6. Supervise and direct actions during a chance contact
7. Supervise and direct actions during a near-counter-ambush
8. Supervise and direct actions during a far-counter-ambush
9. Supervise and direct actions upon contact with a booby trap

10. Supervise and direct actions while crossing a danger area
11. Supervise and direct actions during an indirect fire attack
12. Supervise and direct actions during contact with a sniper
13. Supervise and direct actions during a break out from a static position

REFERENCES:

1. FMFM 6-4 Marine Rifle Company/Platoon
2. MCWP 2-25 Ground Reconnaissance Operations
3. MCWP 3-11.2 Marine Rifle Squad
4. MCWP 3-11.3 Scouting and Patrolling
5. SH 21-76 Ranger Handbook

SUPPORT REQUIREMENTS:

RANGE/TRAINING AREA:

Facility Code 17410 Maneuver/Training Area, Light Forces
Facility Code 17430 Impact Area Dudded
Facility Code 17580 Machinegun Transition Range
Facility Code 17710 Multipurpose Training Range (MPTR)
Facility Code 17730 Fire And Movement Range

MISCELLANEOUS:

ADMINISTRATIVE INSTRUCTIONS: Pyrotechnics/demolitionsG811 GRENADE, HAND PRACTICE, M-69 2/manG878 FUSE, HAND GRENADE PRACTICE, M-228 4/manG881 GRENADE, HAND, FRAG, M-67 2/manG930 GRENADE, HAND, SMOKE, HC, AN-M8 8/man G940 GRENADE, HAND, SMOKE, GREEN, M18 16/teamG948 GRENADE, HAND, SMOKE, YELLOW, M18 16/teamG950 GRENADE, HAND, SMOKE, RED, M18 16/teamK143 MINE, APERS M18A1 3/teamL307 SIGNAL, WHITE STAR CLUSTER, M159 16/teamL310 SIGNAL, GREEN STAR PARACHUTE, M159 16/teamL312 SIGNAL, WHITE STAR PARACHUTE, M159 16/teamL314 SIGNAL, GREEN STAR CLUSTER, M159 16/teamL315 SIGNAL, RED STAR CLUSTER, M159 16/team Weapon: M4 Series 5.56mm 059 CTG, 5.56MM, BALL, M855 480/wpnA063 CTG, 5.56MM, TRACER, M856 160/wpnA080 CTG, 5.56MM, BLANK 480/wpn Weapon: M249 5.56mm Light Machinegun - Squad Automatic WeaponA064 CTG, 5.56MM, 4&l LINKED, F/SAW 1600/wpnA075 CTG, 5.56MM, BLANK, LINKED 1600/wpn Weapon: M240 7.62mm Medium MachinegunA131 CTG, 7.62mm 4 Ball M80/1 Trace 1600/wpn Weapon: M203 40mm Grenade LauncherB546 CTG, 40MM, HE DP, M433 40/wpnB518 CTG, 40MM, PRACTICE, M781 40/wpnB508 CTG, 40MM, GREEN SMOKE GROUND 16/wpnB509 CTG, 40MM, YELLOW SMOKE GROUND 16/wpn Sustainment requires three iterations per training interval. The above ammunition requirement reflects those amounts required per iteration.

RECNGRND-2505: Lead a platoon in motorized operations

EVALUATION-CODED: NO

SUSTAINMENT INTERVAL: 12 months

MOS PERFORMING: 0307, 0321

BILLETS: Recon Platoon Commander, Recon Platoon Sergeant

GRADES: GYSGT, 2NDLT, 1STLT, CAPT

INITIAL TRAINING SETTING: MOJT

CONDITION: Given motorized assets, a recon platoon, crew-served weapons assets, required equipment, a mission, and commander's intent.

STANDARD: By gaining access to the environment, persisting within the operational area, maintaining security, reacting appropriately to the enemy situation, and accomplishing the assigned mission.

PERFORMANCE STEPS:

1. Begin planning.
2. Determine task organization.
3. Issue warning order.
4. Coordinate with adjacent, supporting, and attached units.
5. Conduct intelligence preparation/route Reconnaissance.
6. Establish tactical control measures and routes.
7. Establish battle drills.
8. Establish bump plan.
9. Complete the planning relative to critical convoy factors.
10. Conduct, coordinate, and complete the fire support plan.
11. Establish target precedence and engagement criteria for all weapon systems.
12. Establish priorities or rehearsal and timeline.
13. Establish the signal plan.
14. Issue movement order to subordinates.
15. Supervise occupation of assembly area.
16. Supervise appropriate pre-combat preparations, rehearsals, checks, and inspections.
17. Coordinate and conduct movement at specified times and along specified routes.
18. Report crossing of tactical control measures.
19. Report crossing of tactical control measures.
20. Maintain situational awareness of units and factors relative to the movement.
21. Receive and send required reports.
22. Supervise execution of the mission.
23. Conduct debrief.

REFERENCES:

1. FM 31-20-5 Special Reconnaissance Tactics, Techniques and Procedures for Special Forces
2. FM 31-23 SPECIAL FORCES MOUNTED OPERATIONS TACTICS, TECHNIQUES, AND PROCEDURES
3. MCRP 4-11.3H Multi-service Tactics, Techniques, and Procedures for Tactical Convoy Operations
4. MCWP 2-25 Ground Reconnaissance Operations
5. SOCOM Handbook SOCOM Combat Convoy Handbook

SUPPORT REQUIREMENTS:

ORDNANCE:

<u>DODIC</u>	<u>Quantity</u>
A059 Cartridge, 5.56mm Ball M855 10/Clip	8100 cartridges per Platoon
A062 Cartridge, 5.56mm Ball M855 Linked	12000 cartridges per Platoon

A064 Cartridge, 5.56mm 4 Ball M855/1 Trac	4000 cartridges per Platoon
A131 Cartridge, 7.62mm 4 Ball M80/1 Trace	12000 cartridges per Platoon
A576 Cartridge, Caliber .50 4 API M8/1 AP	12000 cartridges per Platoon
B542 Cartridge, 40mm HEDP M430/M430A1 Lin	480 cartridges per Platoon
G940 Grenade, Hand Green Smoke M18	12 grenades per Platoon
G945 Grenade, Hand Yellow Smoke M18	12 grenades per Platoon
G950 Grenade, Hand Red Smoke M18	12 grenades per Platoon
L306 Signal, Illumination Ground Red Star	12 signals per Platoon
L307 Signal, Illumination Ground White St	12 signals per Platoon
L311 Signal, Illumination Ground Red Star	12 signals per Platoon
L312 Signal, Illumination Ground White St	12 signals per Platoon
L314 Signal, Illumination Ground Green St	12 signals per Platoon

RANGE/TRAINING AREA:

Facility Code 17410 Maneuver/Training Area, Light Forces
Facility Code 17411 Maneuver/Training Area, Amphibious Forces
Facility Code 17660 Tank/Fighting Vehicle Stationary Gunnery Range
Facility Code 17681 Field Artillery Scaled Range
Facility Code 17690 Scaled Gunnery Range (1:30 And 1:60)
Facility Code 17710 Multipurpose Training Range (MPTR)
Facility Code 17711 Automated Multipurpose Training Range (MPTR)
Facility Code 17720 Tank/Fighting Vehicle Platoon Battle Run
Facility Code 17721 Tank/Fighting Vehicle Multipurpose Range Complex,
Facility Code 17906 Wheeled Vehicle Drivers Course

MISCELLANEOUS:

ADMINISTRATIVE INSTRUCTIONS: 1. Motorized/convoy operations are not limited to combat. Administrative movements, movements in CONUS, and any other significant motorized travel are applicable. 2. Critical convoy factors include but are not limited to: escalation of force, rules of engagement, primary and alternate routes, order of movement, formations, vehicle recovery, roles and responsibilities, METT-TSL, civilian terrain considerations, (ASCOPE--Area, Structures, Capabilities, Organizations, Personnel, Events), etc. 3. Simulation may be used to supplement this task before field or live fire training.

RECN-GRND-2506: Lead a Mounted Patrol

EVALUATION-CODED: NO **SUSTAINMENT INTERVAL:** 24 months

DESCRIPTION: The mounted patrol is to be performed in all special terrain. A mounted patrol includes, but is not limited to military tactical vehicles, indigenous vehicles, pack animals, and snow mobiles.

MOS PERFORMING: 0307, 0321

BILLETS: Recon Platoon Commander, Recon Platoon Sergeant

GRADES: GYSGT, 2NDLT, 1STLT, CAPT

INITIAL TRAINING SETTING: MOJT

CONDITION: Given a mission, required equipment, required personnel, and C4I-related infrastructure and equipment.

STANDARD: By gaining access to the environment, persisting within the operational area, effectively blending into the operational environment, maintaining security, reacting appropriately to the enemy situation, and accomplishing the assigned mission.

PERFORMANCE STEPS:

1. Conduct planning.
2. Direct, supervise, and inspect preparation of the method of travel.
3. Direct and supervise inspections.
4. Direct and supervise rehearsals.
5. Direct and supervise movement.
6. Direct and supervise immediate actions.
7. Employ formations.
8. Direct, supervise, and inspect maintenance.
9. Direct and supervise laager site.
10. Direct and supervise self/assisted recovery.

REFERENCES:

1. FM 3-05.213 Special Forces Pack Animals
2. FM 31-20-5 Special Reconnaissance Tactics, Techniques and Procedures for Special Forces
3. FM 31-23 SPECIAL FORCES MOUNTED OPERATIONS TACTICS, TECHNIQUES, AND PROCEDURES
4. MCRP 4-11.3H Multi-service Tactics, Techniques, and Procedures for Tactical Convoy Operations
5. MCWP 2-25 Ground Reconnaissance Operations
6. SOCOM Handbook SOCOM Combat Convoy Handbook

SUPPORT REQUIREMENTS:

RANGE/TRAINING AREA:

Facility Code 17410 Maneuver/Training Area, Light Forces
Facility Code 17411 Maneuver/Training Area, Amphibious Forces
Facility Code 17710 Multipurpose Training Range (MPTR)
Facility Code 17720 Tank/Fighting Vehicle Platoon Battle Run
Facility Code 17906 Wheeled Vehicle Drivers Course

RECN-GRND-2507: Lead a platoon in patrol base operations

EVALUATION-CODED: NO **SUSTAINMENT INTERVAL:** 12 months

MOS PERFORMING: 0307, 0321

BILLETS: Recon Platoon Commander, Recon Platoon Sergeant

GRADES: GYSGT, 2NDLT, 1STLT, CAPT

INITIAL TRAINING SETTING: MOJT

CONDITION: Given a mission, required equipment, required personnel, and C4I-related infrastructure and equipment.

STANDARD: By gaining access to the environment, persisting within the operational area, maintaining security, reacting appropriately to the enemy situation, and accomplishing the assigned mission.

PERFORMANCE STEPS:

1. Receive the operation order.
2. Select a tentative location for the base.
3. Plan for passive security of the base.
4. Plan for active security of the base.
5. Lead patrol to a last covered position prior to the tentative patrol base location.
6. Reconnoiter the patrol base.
7. A portion of the security team remains in the patrol base while the patrol leader and the remainder returns to the main body.
8. The patrol leader brings the rest of the unit forward.
9. The rear security element camouflages the trail from the security position to the patrol base.
10. Occupy the patrol base by deploying in a controlled manner and establishing a perimeter.
11. Use only one point of entry and exit when possible.
12. Establish temporary observation posts. At a minimum, establish an observation post to observe the route the unit used to enter the patrol base.
13. Conduct Reconnaissance to the limits of the unit's direct fire weapons to identify any signs of enemy activity, suitable observation post locations, possible rally points, withdrawal routes, and dead space.
14. Designate withdrawal routes, rally points, alternate patrol base, and observation post positions. Create a signal plan to support your withdrawal plan and rehearse.
15. Establish or modify standard operating procedures for defensive work priorities.
16. Develop a fire plan sketch.
17. Establish communications with higher headquarters, OPs, and throughout the unit.
18. Permit only necessary movement within the patrol base.
19. Continuously enforce security, continuing actions, noise, light, camouflage discipline, and rest plan.
20. Emplace early warning devices on avenues of approach.
21. Conduct command post operations within the patrol base. Leaders in the patrol base continue to plan and prepare for the mission and teams conduct patrols.
22. Establish an alternate patrol base to be used in case you are compromised or need to relocate after a period of time.
23. After departure, remove or conceal all signs of the unit's presence.

REFERENCES:

1. FM 31-20-5 Special Reconnaissance Tactics, Techniques and Procedures for Special Forces
2. FMFM 6-4 Marine Rifle Company/Platoon
3. MCRP 2-25A Reconnaissance Reports Guide

4. MCWP 3-11.3 Scouting and Patrolling
5. SH 21-76 Ranger Handbook

SUPPORT REQUIREMENTS:

RANGE/TRAINING AREA: Facility Code 17410 Maneuver/Training Area, Light Forces

OTHER SUPPORT REQUIREMENTS: Frequency for applicable radio(s) Maneuver/Training area

RECN-GRND-2508: Lead a platoon during tracking operations

EVALUATION-CODED: NO

SUSTAINMENT INTERVAL: 12 months

MOS PERFORMING: 0307, 0321

BILLETS: Recon Platoon Commander, Recon Platoon Sergeant

GRADES: GYSGT, 2NDLT, 1STLT, CAPT

INITIAL TRAINING SETTING: MOJT

CONDITION: Given a mission, required equipment, required personnel, and C4I-related infrastructure and equipment, and an area that contains tracks.

STANDARD: By recording and reporting the information to satisfy intelligence requirements provided by higher command.

PERFORMANCE STEPS:

1. Receive the order from higher headquarters.
2. Conduct mission planning.
3. Conduct mission planning.
4. Conduct rehearsals.
5. Conduct Inspections.
6. Issue the order.
7. Cross the LOD.
8. Establish security.
9. Supervise and direct the team (s) acquiring of a track(s).
10. Supervise and direct the team (s) analyzing of a track(s).
11. Report information.
12. Supervise and direct the teams during track exploitation.
13. Supervise and direct team(s) reacting to enemy contact/anti-tracking techniques.
14. Supervise and direct team(s) re-exploiting track(s).
15. Upon team(s) gaining contact or obtaining actionable information, report information.

REFERENCES:

1. MCWL 3-35.3X Combat Hunter
-

REC-GRND-2509: Lead a platoon conducting Structural Survey/Reconnaissance

EVALUATION-CODED: NO SUSTAINMENT INTERVAL: 12 months

DESCRIPTION: This task provides the procedure for conducting structural survey/reconnaissance to collect specific, technically complex information regarding the composition and construction of structures such as airfields, bridges, port facilities, assess battle damage and the disposition of associated personnel.

MOS PERFORMING: 0307, 0321

BILLETS: Recon Platoon Commander, Recon Platoon Sergeant

GRADES: GYSGT, 2NDLT, 1STLT, CAPT

INITIAL TRAINING SETTING: MOJT

CONDITION: Given a mission, all required personnel, and C4I-related infrastructure and equipment.

STANDARD: By satisfying all PIRs and CCIRs in the correct format within the time allotted by the operational environment.

PERFORMANCE STEPS:

1. Conduct planning.
2. Integrate technical support, as required.
3. Conduct movement.
4. Confirm target(s).
5. Conduct survey(s) and/or assessments.
6. Conduct turnover, as required.
7. Conduct extract.
8. Produce Level II Intelligence Reports.
9. Disseminate Level II Intelligence Reports, as required.
10. Conduct debriefs.
11. Conduct debriefs.

REFERENCES:

1. FM 3-05.204 Special Forces Special Reconnaissance
2. FM 3-05.220 Special Forces Advanced Special Operations (S\NF)
3. MCWP 2-25 Ground Reconnaissance Operations
4. SH 21-76 Ranger Handbook
5. TC 31-16 Special Forces Preparation of the Environment (S\NF)

SUPPORT REQUIREMENTS:

RANGE/TRAINING AREA:

Facility Code 17410 Maneuver/Training Area, Light Forces
Facility Code 17730 Fire And Movement Range
Facility Code 17961 Combat In Cities Facility
Facility Code 17962 MOUT Collective Training Facility (Small)

ROOMS/BUILDINGS: Classroom.

REC-GRND-2510: Lead a platoon to establish a Helicopter Landing Site

EVALUATION-CODED: NO SUSTAINMENT INTERVAL: 12 months

MOS PERFORMING: 0307, 0321

BILLETS: Recon Platoon Commander, Recon Platoon Sergeant

GRADES: GYSGT, 2NDLT, 1STLT, CAPT

INITIAL TRAINING SETTING: MOJT

CONDITION: Given a mission, all required personnel, and C4I-related infrastructure and equipment.

STANDARD: By establishing communications, and providing initial terminal guidance (ITG) to assault support craft prior to the arrival of the supported unit.

PERFORMANCE STEPS:

1. Select landing site.
2. Supervise and direct security for the landing site.
3. Supervise and direct communications as required.
4. Supervise and inspect the marking or removal of all obstacles or debris on the landing site.
5. Supervise and inspect the marking of the landing site or touchdown point.
6. Establish communications with aircraft.
7. Supervise and inspect the transmittal of current landing site conditions.
8. Locate aircraft.
9. Supervise and direct the guiding of aircraft into the landing site.

REFERENCES:

1. FM 3-21.38 Pathfinder Operations
2. M350-5 Joint Terminal Air Controller Training & Standardization/Evaluation
3. MCRP 2-25A Reconnaissance Reports Guide
4. MCRP 3-11.1A Commander's Tactical Handbook
5. MCRP 3-11.4A Helicopter Rope Suspension Techniques (HRST) Operations
6. MCWP 3-11.2 Marine Rifle Squad
7. SH 21-76 Ranger Handbook

SUPPORT REQUIREMENTS:

RANGE/TRAINING AREA:

Facility Code 17410 Maneuver/Training Area, Light Forces
Facility Code 17925 Airfield Site Selection Training Area

REC-GRND-2511: Supervise the marking of a Drop Zone

EVALUATION-CODED: NO SUSTAINMENT INTERVAL: 12 months

MOS PERFORMING: 0307, 0321

BILLETS: Recon Platoon Commander, Recon Platoon Sergeant

GRADES: GYSGT, 2NDLT, 1STLT, CAPT

INITIAL TRAINING SETTING: MOJT

CONDITION: Given a mission, all required personnel, and C4I-related infrastructure and equipment.

STANDARD: By selecting a location that can best support the ground tactical plan and be easily identified by the aircraft where personnel or equipment may be delivered by parachute, or in the case of certain items, by free-drop per performance measures contained in STP 31-18-SMTG and the mission requirement.

PERFORMANCE STEPS:

1. Determine number of personnel and bundles from a mission statement.
2. Compute the release point from figures obtained in TC 31-24.
3. Supervise and inspect the positioning of markers.
4. Turn down DZ when, following the computations, it does not meet size and safety requirements for the operation.

REFERENCES:

1. FM 3-21.38 Pathfinder Operations
2. STP 31-18-SM-TG Special Forces Common Skills Level 3 and 4

SUPPORT REQUIREMENTS:

RANGE/TRAINING AREA:

Facility Code 17410 Maneuver/Training Area, Light Forces
Facility Code 17440 Personnel/Equipment Drop Zone

EQUIPMENT: Individual equipment as per OPORD/ VS-17 air panel, TC31-24, and an anemometer.

MISCELLANEOUS:

SPECIAL PERSONNEL CERTS: RSO will be required to sign for and coordinate training area on military installations.

RECEN-GRND-2512: Lead a unit in offensive operations

EVALUATION-CODED: NO

SUSTAINMENT INTERVAL: 12 months

MOS PERFORMING: 0307, 0321

BILLETS: Recon Platoon Commander, Recon Platoon Sergeant

GRADES: GYSGT, 2NDLT, 1STLT, CAPT

INITIAL TRAINING SETTING: MOJT

CONDITION: Given a mission, commanders intent, all required personnel, and C4I-related infrastructure and equipment.

STANDARD: By maintaining operational and physical security while accomplishing the mission and meeting the commander's intent.

PERFORMANCE STEPS:

1. Supervise local security establishment.
2. Begin planning.
3. Issue warning order.
4. Arrange for reconnaissance.
5. Coordinate with adjacent, supporting, and attached units.
6. Make reconnaissance.
7. Confirm enemy location.
8. Confirm support by fire positions.
9. Confirm tentative ground scheme of maneuver.
10. Confirm tactical control measures and routes.
11. Complete the plan.
12. Conduct, coordinate, and complete the fire support/targeting process.
13. Establish target precedence for all weapon systems.
14. Establish priorities of rehearsal and timeline.
15. Establish the signal plan.
16. Issue the order.
17. Supervise occupation of assembly area.
18. Supervise appropriate pre-combat preparations, rehearsals, checks, and inspections.
19. Supervise movement to and occupation of attack position.
20. Initiate tactical deception, if planned.
21. Initiate prearranged fires.
22. Cross line of departure (LD) at the specified time.
23. Report crossing of tactical control measures.
24. Conduct directed actions between line of departure and objective, and on objective.
25. Breach obstacles.
26. Maintain situational awareness of units and factors relative to the attack.
27. Coordinate and de-conflict fires and maneuver.
28. Control and direct supporting arms.
29. Complete actions on the objective.
30. Receive and send required reports.
31. Direct and supervise consolidation.
32. Supervise casualty evacuation and logistics operations.
33. Issue fragmentary orders to units in preparation for follow-on missions.

REFERENCES:

1. FMFM 6-4 Marine Rifle Company/Platoon
2. JP 3-06 Joint Urban Operations
3. MCRP 3-11.1A Commander's Tactical Handbook
4. MCWP 2-25 Ground Reconnaissance Operations
5. MCWP 3-11.2 Marine Rifle Squad
6. MCWP 3-35.3 Military Operations on Urbanized Terrain (MOUT)

MISCELLANEOUS:

ADMINISTRATIVE INSTRUCTIONS: 1. If performance steps are all satisfied, training can be achieved with external support resources such as CAST facility, sand table, TEWT, etc. 2. Task can be performed as a deliberate or a hasty attack. 3. Simulation may be used to supplement this task before field or live fire training.

RECN-GRND-2513: Prepare a platoon fire plan overlay

EVALUATION-CODED: NO **SUSTAINMENT INTERVAL:** 12 months

MOS PERFORMING: 0307, 0321

BILLETS: Recon Platoon Commander, Recon Platoon Sergeant

GRADES: GYSGT, 2NDLT, 1STLT, CAPT

INITIAL TRAINING SETTING: MOJT

CONDITION: Given subordinate unit fire plan sketches, crew-served weapons range cards, a map, and an overlay.

STANDARD: To report the unit's defensive plan to higher, coordinate with adjacent units, or to facilitate a relief in place.

PERFORMANCE STEPS:

1. Receive subordinate fire plan sketches and range cards.
2. Receive subordinate fire plan sketches and range cards.
3. Illustrate all subordinate unit positions and crew-served weapons.
4. Illustrate sectors or fire.
5. Illustrate Principle Directions of Fire (PDFs) and Final Protective Lines (FPLs).
6. Illustrate dead space.
7. Illustrate tactical control measures.
8. Illustrate unit command posts.
9. Illustrate targets and fire support control/coordination measures.
10. Illustrate mines, booby-traps, and obstacles.
11. Illustrate key terrain not represented on map.
12. Illustrate Target Reference Points (TRPs).
13. Illustrate observation posts/listening posts (LP/OP).
14. Illustrate applicable adjacent unit positions and control measures.
15. Record north arrow.
16. Record unit and preparer information.
17. Record time and date.
18. Record map data.

REFERENCES:

1. FMFM 6-4 Marine Rifle Company/Platoon
2. MCRP 3-11.1A Commander's Tactical Handbook
3. MCRP 5-12A Operational Terms and Graphics
4. MCWP 3-11.2 Marine Rifle Squad

SUPPORT REQUIREMENTS:

RANGE/TRAINING AREA: Facility Code 17410 Maneuver/Training Area, Light Forces

MISCELLANEOUS:

ADMINISTRATIVE INSTRUCTIONS: Consideration of distance X of direct fire weapons, line of site/IV lines and planned indirect fires should be included.

RECN-GRND-2514: Employ machineguns in support of offensive operations

EVALUATION-CODED: NO

SUSTAINMENT INTERVAL: 12 months

MOS PERFORMING: 0307, 0321

BILLETS: Recon Platoon Commander, Recon Platoon Sergeant

GRADES: GYSGT, 2NDLT, 1STLT, CAPT

INITIAL TRAINING SETTING: MOJT

CONDITION: Given a machinegun unit, a mission, and commander's intent.

STANDARD: To achieve desired effects in support of the ground scheme of maneuver.

PERFORMANCE STEPS:

1. Task organize as required to support offensive scheme of maneuver.
2. Determine method of support.
3. Direct positioning of machinegun units to best observe and support scheme of maneuver.
4. Determine target precedence.
5. Determine target reference points (TRP).
6. Plan ammunition/rates of fire relative to the attack.
7. Determine appropriate signals for commence, shift, and cease fire.
8. Determine displacement criteria and plan.
9. Ensure coordination is conducted with adjacent units.
10. Ensure security is provided for machinegun units.
11. Ensure fires commence, shift, and cease on signal to support the attack.
12. Monitor ammunition/rates of fire relative to the attack.
13. Direct positioning of machinegun units in consolidation.
14. Supervise resupply of machineguns.
15. Prepare for follow-on missions.

REFERENCES:

1. FM 3-22.68 Light and Medium machineguns
2. FMFM 6-4 Marine Rifle Company/Platoon
3. MCWP 3-15.1 Machineguns and Machinegun Gunnery
4. MCWP 3-35.3 Military Operations on Urbanized Terrain (MOUT)

SUPPORT REQUIREMENTS:

RANGE/TRAINING AREA: Facility Code 17410 Maneuver/Training Area, Light Forces

MISCELLANEOUS:

ADMINISTRATIVE INSTRUCTIONS: 1. If assets are attached, employment is directed by attached unit commander. 2. This includes all offensive operations to include MOUT.

RECN-GRND-2515: Lead a unit in defensive operations

EVALUATION-CODED: NO

SUSTAINMENT INTERVAL: 12 months

MOS PERFORMING: 0307, 0321

BILLETS: Recon Platoon Commander, Recon Platoon Sergeant

GRADES: GYSGT, 2NDLT, 1STLT, CAPT

INITIAL TRAINING SETTING: MOJT

CONDITION: Given a mission, commanders intent, an assigned area or sector from which to defend, required equipment, and C4I-related infrastructure and equipment.

STANDARD: By gaining access to the environment, persisting within the operational area, maintaining security, reacting appropriately to the enemy situation, and accomplishing the assigned mission.

PERFORMANCE STEPS:

1. Supervise local security establishment.
2. Begin planning.
3. Issue warning order.
4. Arrange for Reconnaissance.
5. Coordinate with adjacent units.
6. Conduct Reconnaissance.
7. Identify and mark subordinate unit primary, alternate, and supplementary positions.
8. Assign sectors of fire for subordinate, supporting, and attached units.
9. Identify and mark command post.
10. Identify and mark command post.
11. Complete the plan.
12. Conduct, coordinate, and complete the fire support/targeting process.
13. Establish trigger lines, engagement criteria, and target precedence for all weapon systems.
14. Establish priorities of work and timeline.
15. Issue the order.
16. Supervise occupation of the defense.
17. Improve security and initiate patrolling plan.
18. Ensure automatic/crew served weapons are properly emplaced.

19. Supervise marking of sectors of fire.
20. Supervise establishment of fields of fire.
21. Supervise emplacement of obstacles.
22. Register fires.
23. Update list of targets to higher.
24. Receive updated target list from higher.
25. Collect fire plan sketches and range cards from subordinate units then refine positions.
26. Submit unit fire plan sketch.
27. Supervise entrenchment of positions.
28. Supervise implementation of communications plan.
29. Confirm counter-attack plan.
30. Rehearse defensive battle drills.
31. Supervise alert postures.
32. Supervise continuing actions.
33. Supervise position improvement and refinement.

REFERENCES:

1. FM 90-10-1 Infantryman's Guide to Combat in Built-Up Areas
2. FMFM 6-4 Marine Rifle Company/Platoon
3. MCWP 2-25 Ground Reconnaissance Operations
4. MCWP 3-11.2 Marine Rifle Squad
5. MCWP 3-15.5 (FMFM 2-11) Anti-armor Operations

SUPPORT REQUIREMENTS:

RANGE/TRAINING AREA:

Facility Code 17330 Covered Training Area
Facility Code 17410 Maneuver/Training Area, Light Forces
Facility Code 17962 MOUT Collective Training Facility (Small)

MISCELLANEOUS:

ADMINISTRATIVE INSTRUCTIONS: 1. This training event is not limited to live fire for. If performance steps are satisfied, this T&R event can be achieved with training facilities such as CAST facility, sand table, TEWT, etc. 2. This includes all defensive operations, to include MOUT. 3. Simulation may be used to supplement this task before field or live fire training.

REC-GRND-2516: Employ machineguns in support of defensive operations

EVALUATION-CODED: NO **SUSTAINMENT INTERVAL:** 12 months

MOS PERFORMING: 0307, 0321

BILLETS: Recon Platoon Commander, Recon Platoon Sergeant

GRADES: GYSGT, 2NDLT, 1STLT, CAPT

INITIAL TRAINING SETTING: MOJT

CONDITION: Given a mission, commanders intent, an assigned area or sector from which to defend, required equipment, and C4I-related infrastructure and equipment.

STANDARD: To achieve desired effects in support of the ground scheme of maneuver.

PERFORMANCE STEPS:

1. Task organize as required to support defensive scheme of maneuver.
2. Determine method of support.
3. Determine type of fires to be employed.
4. Determine target precedence.
5. Determine engagement criteria.
6. Ensure that machineguns are emplaced in either a Final Protective Line (FPL) or Principle Direction of Fire (PDF).
7. Identify alternate and supplementary positions.
8. Determine displacement criteria and plan.
9. Ensure coordination is conducted with adjacent units.
10. Supervise establishment of fields of fire.
11. Supervise creation of range cards.
12. Supervise registration of fires.
13. Coordinate signal plan.

REFERENCES:

1. FMFM 6-4 Marine Rifle Company/Platoon
2. MCWP 2-25 Ground Reconnaissance Operations
3. MCWP 3-15.1 Machineguns and Machinegun Gunnery

SUPPORT REQUIREMENTS:

RANGE/TRAINING AREA: Facility Code 17410 Maneuver/Training Area, Light Forces

MISCELLANEOUS:

ADMINISTRATIVE INSTRUCTIONS: This includes all defensive operations to include MOUT.

RECN-GRND-2517: Lead a unit in urban operations

EVALUATION-CODED: NO

SUSTAINMENT INTERVAL: 12 months

MOS PERFORMING: 0307, 0321

BILLETS: Recon Platoon Commander, Recon Platoon Sergeant

GRADES: GYSGT, 2NDLT, 1STLT, CAPT

INITIAL TRAINING SETTING: MOUT

CONDITION: Given a mission to conduct operations in an urban environment, commanders intent, required equipment, and C4I-related infrastructure and

equipment.

STANDARD: By accomplishing the mission while considering the unique characteristics, factors, and variables associated with an urban environment.

PERFORMANCE STEPS:

1. Begin planning.
2. Conduct appropriate pre-combat preparations, rehearsals, checks, and inspections.
3. Task organize for urban operations.
4. Coordinate with adjacent, supporting, and attached units.
5. Conduct reconnaissance.
6. Assess demographics/population factors.
7. Incorporate rules of engagement (ROE).
8. Develop fire support plan, tactical control measures, routes, and urban specific factors and restrictions.
9. Determine/coordinate key terrain labeling.
10. Conduct, coordinate, and complete the fire support/targeting process.
11. Conduct movement and tactics in the four levels of urban terrain (building, street, subterranean, and air).
12. Establish target precedence, consider effects for all weapon systems, and assess collateral damage.
13. Establish the signal/marketing plan.
14. Isolate the objective.
15. Control and direct supporting arms.
16. Breach urban obstacles.
17. Gain a foothold in limited objectives.
18. Ensure weapons inside buildings have adequate space and ventilation for back-blast (on upper floors, if possible, for long-range top shots).
19. Maintain situational awareness of units and factors relative to urban operations.
19. Conduct clearing and marking.
20. Complete actions on the objective.
21. Send and receive required reports.
22. Evacuate casualties, process detainees, and conduct logistic operations.
23. Issue fragmentary orders to units in preparation for follow-on missions.
24. Conduct continuous engagement/interaction with locals to support operations and gain actionable intelligence.

REFERENCES:

1. FMFM 6-4 Marine Rifle Company/Platoon
2. MCWP 2-25 Ground Reconnaissance Operations
3. MCWP 3-11.2 Marine Rifle Squad
4. MCWP 3-35.3 Military Operations on Urbanized Terrain (MOUT)
5. X-Files 3-35.31 Urban Attack
6. X-Files 3-35.32 Urban Defense
7. X-Files 4-11.71 Urban Sustainment

SUPPORT REQUIREMENTS:

RANGE/TRAINING AREA: Facility Code 17962 MOUT Collective Training Facility (Small)

MISCELLANEOUS:

ADMINISTRATIVE INSTRUCTIONS: This task replaced "Conduct an urban attack" in the previous edition of the T&R. Additionally, urban defense, patrolling, movement to contact, and fire support tasks were deleted and incorporated into this task.

RECNGRND-2518: Lead a unit in a hasty vehicle/personnel checkpoint

EVALUATION-CODED: NO SUSTAINMENT INTERVAL: 12 months

MOS PERFORMING: 0307, 0321

BILLETS: Recon Platoon Commander, Recon Platoon Sergeant

GRADES: GYSGT, 2NDLT, 1STLT, CAPT

INITIAL TRAINING SETTING: MOJT

CONDITION: Given a unit, vehicle checkpoint equipment, a mission and commander's intent.

STANDARD: To accomplish the mission and meet the commander's intent.

PERFORMANCE STEPS:

1. Conduct planning and preparation (to include HVI and BOLO).
2. Coordinate with adjacent, supporting, and attached units.
3. Move unit to location of vehicle/personnel checkpoint.
4. Establish search, security, and overwatch areas with appropriate standoff distances.
5. Establish the canalization zone to force vehicles to the checkpoint.
6. Establish the turning or the deceleration zone to slow approaching vehicles.
7. Establish criteria for escalation of force.
8. Develop a plan to communicate with local non-combatants.
9. Develop a plan to communicate with local non-combatants.
10. Establish a secure area for Marines to eat/sleep.
11. Supervise the searching of vehicles/personnel.
12. Ensure rapid cross communication between elements and with higher headquarters.
13. Supervise the handling of detainees, when applicable.
14. Supervise the dismantling of the vehicle checkpoint.
15. Move unit back to friendly position.

REFERENCES:

1. BUST Handbook
2. MCWP 3-35.3 Military Operations on Urbanized Terrain (MOUT)

SUPPORT REQUIREMENTS:

RANGE/TRAINING AREA: Facility Code 17410 Maneuver/Training Area, Light Forces

MISCELLANEOUS:

ADMINISTRATIVE INSTRUCTIONS: 1. Plan for search of females given cultural factors. 2. If additional assets are provided such as working dogs, HUMINT, female Marines, technological enhancements, etc..., are coordinated and effectively integrated into existing organization.

RECNGRND-2519: Direct the platoon in handling of detainees

EVALUATION-CODED: NO SUSTAINMENT INTERVAL: 12 months

MOS PERFORMING: 0307, 0321

BILLETS: Recon Platoon Commander, Recon Platoon Sergeant

GRADES: GYSGT, 2NDLT, 1STLT, CAPT

INITIAL TRAINING SETTING: MOJT

CONDITION: Given a patrol order and a recon platoon with required equipment, and known or suspected personnel.

STANDARD: By ensuring detainees are handled properly, with minimal impact on the unit's mission.

PERFORMANCE STEPS:

1. Establish a detainee collection point.
2. Supervise the search of detainees after apprehension.
3. Supervise the Photography of scenes/personnel of intelligence or judicial value.
4. Supervise tagging of items of value.
5. Supervise the segregation of detainees.
6. Supervise the processing of detainees.
7. Report time sensitive information.
8. Safeguard detainees.
9. Provide/coordinate medical assistance.
10. Evacuate detainees.

REFERENCES:

1. MCRP 4-11.8D Detainee Operations
-

RECNGRND-2601: Direct Ground Reconnaissance

EVALUATION-CODED: NO SUSTAINMENT INTERVAL: 12 months

MOS PERFORMING: 0307, 0321

BILLETS: Recon Company Commander, Recon Company Executive Officer, Recon Company Operations Chief, Recon Company Operations Officer, Recon Company Training Chief

GRADES: GYSGT, MSGT, 1STLT, CAPT, MAJ

INITIAL TRAINING SETTING: MOJT

CONDITION: Given a mission, all required personnel and equipment, and C4I-related infrastructure and equipment.

STANDARD: By planning, rehearsing, inspecting, and coordinating actions on the objective.

PERFORMANCE STEPS:

1. Plan and coordinate platoon(s) Area Reconnaissance, as required.
2. Plan and coordinate platoon(s) Zone Reconnaissance, as required.
3. Plan and coordinate platoon(s) Route Reconnaissance, as required.
4. Plan and coordinate platoon(s) Force Oriented Reconnaissance, as required.
5. Plan and coordinate platoon(s) Combat Assessment, as required.
6. Plan and coordinate platoon(s) Mounted and Dismounted Operations, as required.
7. Plan and coordinate platoon(s) Pathfinder Operations, as required.
8. Generate Level II Intelligence Reports, as required.

REFERENCES:

1. FM 3-05.213 Special Forces Pack Animals
2. FM 31-20-5 Special Reconnaissance Tactics, Techniques and Procedures for Special Forces
3. FM 31-23 SPECIAL FORCES MOUNTED OPERATIONS TACTICS, TECHNIQUES, AND PROCEDURES
4. FMFM 6-4 Marine Rifle Company/Platoon
5. MCRP 2-25A Reconnaissance Reports Guide
6. MCRP 4-11.3H Multi-service Tactics, Techniques, and Procedures for Tactical Convoy Operations
7. MCWP 2-25 Ground Reconnaissance Operations
8. MCWP 3-11.2 Marine Rifle Squad
9. MCWP 3-11.3 Scouting and Patrolling
10. SH 21-76 Ranger Handbook
11. SOCOM Handbook SOCOM Combat Convoy Handbook

SUPPORT REQUIREMENTS:

RANGE/TRAINING AREA: Facility Code 17411 Maneuver/Training Area,
Amphibious Forces

RECN-GRND-2602: Direct Operations in Special Terrain

EVALUATION-CODED: NO

SUSTAINMENT INTERVAL: 12 months

MOS PERFORMING: 0307, 0321

BILLETS: Recon Company Commander, Recon Company Executive Officer, Recon Company Operations Chief, Recon Company Operations Officer, Recon Company Training Chief

GRADES: GYSGT, MSGT, 1STLT, CAPT, MAJ

INITIAL TRAINING SETTING: MOJT

CONDITION: Given a mission, required equipment, required personnel, and C4I-related infrastructure and equipment.

STANDARD: By ensuring platoon(s) gain access to the environment, persist within the operational area, effectively blend into the operational environment, maintain security, react appropriately to the enemy situation, and accomplish the assigned mission.

PERFORMANCE STEPS:

1. Direct platoon(s) operating in jungle environment
2. Direct platoon(s) conducting riverine operation
3. Direct platoon(s) executing a river crossing
4. Direct platoon(s) operating in urban terrain
5. Direct platoon(s) operating in a desert environment
6. Direct platoon(s) operating in mountainous terrain
7. Direct platoon(s) operating in cold weather

REFERENCES:

1. MCWP 2-25 Ground Reconnaissance Operations
2. MCWP 3-11.3 Scouting and Patrolling
3. MCWP 3-15.3 Scout Sniping
4. SH 21-76 Ranger Handbook

SUPPORT REQUIREMENTS:

RANGE/TRAINING AREA:

Facility Code 17413 Field Training Area
Facility Code 17420 Maneuver/Training Area, Heavy Forces
Facility Code 17962 MOUT Collective Training Facility (Small)
Facility Code 17963 MOUT Collective Training Facility (Large)

RECN-GRND-2603: Conduct convoy operations

EVALUATION-CODED: NO

SUSTAINMENT INTERVAL: 12 months

MOS PERFORMING: 0307, 0321

BILLETS: Recon Company Commander, Recon Company Executive Officer, Recon Company Operations Chief, Recon Company Operations Officer, Recon Company Training Chief

GRADES: GYSGT, MSGT, 1STLT, CAPT, MAJ

INITIAL TRAINING SETTING: MOJT

CONDITION: Given a unit, equipment, a mission, and a commander's intent.

STANDARD: To resupply a unit or move personnel in a hostile environment across one or more unit's areas of operation.

PERFORMANCE STEPS:

1. Conduct planning and coordination.
2. Task organize.
3. Issue order to all organic, attached, and supporting units.
4. Occupy the assembly area.
5. Conduct planning, inspections, and rehearsals relative to critical convoy factors.
6. Conduct movement at specified times and along specified routes, adhering to the briefed order of movement, march interval, and rate of march.
7. Control movement with radio and visual signals.
8. Conduct battle drills to deal with any internal or external factors.
9. Send and receive required reports.
10. Conduct convoy debrief.

REFERENCES:

1. MCRP 4-11.3F Convoy Operations Handbook
2. MCWP 2-25 Ground Reconnaissance Operations

SUPPORT REQUIREMENTS:

RANGE/TRAINING AREA: Facility Code 17410 Maneuver/Training Area, Light Forces

RECNGRND-2604: Establish a Forward Operating Base (FOB)

EVALUATION-CODED: NO

SUSTAINMENT INTERVAL: 12 months

DESCRIPTION: This task describes the procedures for establishment of a Forward Operating Base (FOB)

MOS PERFORMING: 0307, 0321

BILLETS: Recon Company Commander, Recon Company Executive Officer, Recon Company Operations Chief, Recon Company Operations Officer, Recon Company Training Chief

GRADES: GYSGT, MSGT, 1STLT, CAPT, MAJ

INITIAL TRAINING SETTING: MOJT

CONDITION: Given a secure location and all required personnel and C4I-related infrastructure and equipment.

STANDARD: By establishing a base with the capability to provide C4I and to support operational platoon(s) in accordance with the requirements specified in the higher headquarters operations order.

PERFORMANCE STEPS:

1. Conduct planning.

2. Coordinate plan with higher and adjacent units.
3. Establish communications.
4. Establish Force Protection procedures.
5. Occupy FOB.

REFERENCES:

1. MCWP 2-25 Ground Reconnaissance Operations
2. MCWP 3-11.3 Scouting and Patrolling
3. MCWP 3-15.3 Scout Sniping
4. SH 21-76 Ranger Handbook

SUPPORT REQUIREMENTS:

RANGE/TRAINING AREA:

Facility Code 17413 Field Training Area
Facility Code 17420 Maneuver/Training Area, Heavy Forces
Facility Code 17962 MOUT Collective Training Facility (Small)
Facility Code 17963 MOUT Collective Training Facility (Large)

EQUIPMENT: Engineering support assets.

MATERIAL: Construction materials to include wood, cement, metals, wiring and piping.

UNITS/PERSONNEL: Engineering Personnel.

RECN-GRND-2605: Operate a Forward Operating Base (FOB)

EVALUATION-CODED: NO **SUSTAINMENT INTERVAL:** 12 months

DESCRIPTION: This task describes the procedures for maintaining a Forward Operating Base (FOB)

MOS PERFORMING: 0307, 0321

GRADES: GYSGT, MSGT, 1STLT, CAPT, MAJ

INITIAL TRAINING SETTING: MOJT

CONDITION: Given all required personnel and C4I-related infrastructure and equipment.

STANDARD: By establishing a base with the capability to provide C4I and support subordinate units.

PERFORMANCE STEPS:

1. Effect C2.
2. Update current situation.
3. Conduct command and control operations.
4. Plan future operations.
5. Modify plans as necessary.
6. Enforce OPSEC.

7. Implement force-protection measures.
8. Operate the FOB as a launch and recovery base.

REFERENCES:

1. MCWP 2-25 Ground Reconnaissance Operations
2. MCWP 3-11.3 Scouting and Patrolling
3. MCWP 3-15.3 Scout Sniping
4. SH 21-76 Ranger Handbook

SUPPORT REQUIREMENTS:

RANGE/TRAINING AREA:

Facility Code 17413 Field Training Area
Facility Code 17420 Maneuver/Training Area, Heavy Forces
Facility Code 17962 MOUT Collective Training Facility (Small)
Facility Code 17963 MOUT Collective Training Facility (Large)

EQUIPMENT: Engineering support assets.

MATERIAL: Construction materials to include wood, cement, metals, wiring and piping.

UNITS/PERSONNEL: Engineering Personnel.

RECEN-GRND-2606: Direct Company in offensive operations

EVALUATION-CODED: NO

SUSTAINMENT INTERVAL: 12 months

MOS PERFORMING: 0307, 0321

GRADES: GYSGT, MSGT, 1STLT, CAPT, MAJ

INITIAL TRAINING SETTING: MOJT

CONDITION: Given a mission, commanders intent, all required personnel, and C4I-related infrastructure and equipment.

STANDARD: By ensuring operational and physical securities are maintained while accomplishing the mission and meeting the commander's intent.

PERFORMANCE STEPS:

1. Supervise local security establishment.
2. Begin planning.
3. Issue warning order.
4. Arrange for reconnaissance.
5. Coordinate with adjacent, supporting, and attached units.
6. Make reconnaissance.
7. Confirm enemy location.
8. Confirm support by fire positions.
9. Confirm tentative ground scheme of maneuver.
10. Confirm tactical control measures and routes.
11. Complete the plan.

12. Conduct, coordinate, and complete the fire support/targeting process.
13. Establish target precedence for all weapon systems.
14. Establish priorities of rehearsal and timeline.
15. Establish the signal plan.
16. Issue the order.
17. Supervise occupation of assembly area.
18. Supervise appropriate pre-combat preparations, rehearsals, checks, and inspections.
19. Supervise movement to and occupation of attack position.
20. Initiate tactical deception, if planned.
21. Initiate prearranged fires.
22. Cross line of departure (LD) at the specified time.
23. Report crossing of tactical control measures.
24. Conduct directed actions between line of departure and objective, and on objective.
25. Breach obstacles.
26. Maintain situational awareness of units and factors relative to the attack.
27. Control and direct organic and supporting arms.
28. Complete actions on the objective.
29. Receive and send required reports.
30. Direct and supervise consolidation.
31. Supervise casualty evacuation and logistics operations.
32. Issue fragmentation orders to units in preparation for follow-on missions.

REFERENCES:

1. FMFM 6-4 Marine Rifle Company/Platoon
2. JP 3-06 Joint Urban Operations
3. MCRP 3-11.1A Commander's Tactical Handbook
4. MCWP 2-25 Ground Reconnaissance Operations
5. MCWP 3-11.2 Marine Rifle Squad
6. MCWP 3-35.3 Military Operations on Urbanized Terrain (MOUT)

SUPPORT REQUIREMENTS:

RANGE/TRAINING AREA: Facility Code 17410 Maneuver/Training Area, Light Forces

MISCELLANEOUS:

ADMINISTRATIVE INSTRUCTIONS: 1. If performance steps are all satisfied, training can be achieved with external support resources such as CAST facility, sand table, TEWT, etc. 2. Task can be performed as a deliberate or a hasty attack. 3. Simulation may be used to supplement this task before field or live fire training.

RECNGRND-2607: Direct Company in defensive operations

EVALUATION-CODED: NO

SUSTAINMENT INTERVAL: 12 months

MOS PERFORMING: 0307, 0321

BILLETS: Recon Company Commander, Recon Company Executive Officer, Recon Company Operations Chief, Recon Company Operations Officer, Recon Company Training Chief

GRADES: GYSGT, MSGT, 1STLT, CAPT, MAJ

INITIAL TRAINING SETTING: MOJT

CONDITION: Given a mission, commanders intent, an assigned area or sector from which to defend, required equipment, and C4I-related infrastructure and equipment.

STANDARD: By ensuring platoon(s) gain access to the environment, persist within the operational area, effectively blending into the operational environment, maintain security, react appropriately to the enemy situation, and accomplish the assigned mission.

PERFORMANCE STEPS:

1. Supervise local security establishment.
2. Begin planning.
3. Issue warning order.
4. Arrange for Reconnaissance.
5. Coordinate with adjacent units.
6. Conduct Reconnaissance.
7. Identify and mark subordinate unit primary, alternate, and supplementary positions.
8. Assign sectors of fire for subordinate, supporting, and attached units.
9. Identify and mark command post.
10. Identify and mark occupation routes.
11. Complete the plan.
12. Conduct, coordinate, and complete the fire support/targeting process.
13. Establish trigger lines, engagement criteria, and target precedence for all weapon systems.
14. Establish priorities of work and timeline.
15. Issue the order.
16. Supervise occupation of the defense.
17. Improve security and initiate patrolling plan.
18. Ensure automatic/crew served weapons are properly emplaced.
19. Supervise marking of sectors of fire.
20. Supervise establishment of fields of fire.
21. Supervise emplacement of obstacles.
22. Register fires.
23. Update list of targets to higher.
24. Receive updated target list from higher.
25. Collect fire plan sketches and range cards from subordinate units then refine positions.
26. Submit unit fire plan sketch.
27. Supervise entrenchment of positions.
28. Supervise implementation of communications plan.
29. Confirm counter-attack plan.
30. Rehearse defensive battle drills.
31. Supervise alert postures.
32. Supervise continuing actions.
33. Supervise position improvement and refinement.

REFERENCES:

1. FM 90-10-1 Infantryman's Guide to Combat in Built-Up Areas
2. MCWP 2-25 Ground Reconnaissance Operations
3. MCWP 3-11.1 Marine Rifle Company/ Platoon
4. MCWP 3-15.5 (FMFM 2-11) Anti-armor Operations

SUPPORT REQUIREMENTS:

RANGE/TRAINING AREA:

Facility Code 17330 Covered Training Area
Facility Code 17410 Maneuver/Training Area, Light Forces
Facility Code 17962 MOUT Collective Training Facility (Small)

MISCELLANEOUS:

ADMINISTRATIVE INSTRUCTIONS: 1. This training event is not limited to live fire for. If performance steps are satisfied, this T&R event can be achieved with training facilities such as CAST facility, sand table, TEWT, etc. 2. This includes all defensive operations, to include MOUT.3. Simulation may be used to supplement this task before field or live fire training.

REC-GRND-2608: Direct Company in urban operations

EVALUATION-CODED: NO **SUSTAINMENT INTERVAL:** 12 months

MOS PERFORMING: 0307, 0321

BILLETS: Recon Company Commander, Recon Company Executive Officer, Recon Company Operations Chief, Recon Company Operations Officer, Recon Company Training Chief

GRADES: GYSGT, MSGT, 1STLT, CAPT, MAJ

INITIAL TRAINING SETTING: MOJT

CONDITION: Given a mission to conduct operations in an urban environment, commanders intent, required equipment, and C4I-related infrastructure and equipment.

STANDARD: By accomplishing the mission while considering the unique characteristics, factors, and variables associated with an urban environment.

PERFORMANCE STEPS:

1. Begin planning.
2. Conduct appropriate pre-combat preparations, rehearsals, checks, and inspections.
3. Task organize for urban operations.
4. Coordinate with adjacent, supporting, and attached units.
5. Conduct reconnaissance.
6. Assess demographics/population factors.
7. Incorporate rules of engagement (ROE).

8. Develop fire support plan, tactical control measures, routes, and urban specific factors and restrictions.
9. Determine/coordinate key terrain labeling.
10. Conduct, coordinate, and complete the fire support/targeting process.
11. Conduct movement and tactics in the four levels of urban terrain (building, street, subterranean, and air).
12. Establish target precedence, consider effects for all weapon systems, and assess collateral damage.
13. Establish the signal/marketing plan.
14. Isolate the objective.
15. Control and direct organic and supporting arms.
16. Breach urban obstacles.
17. Gain a foothold in limited objectives.
18. Ensure weapons inside buildings have adequate space and ventilation for back-blast (on upper floors, if possible, for long-range top shots).
19. Maintain situational awareness of units and factors relative to urban operations.
20. Conduct clearing and marking.
21. Complete actions on the objective.
22. Send and receive required reports.
23. Evacuate casualties, process detainees, and conduct logistic operations.
24. Issue fragmentary orders to units in preparation for follow-on missions.
25. Conduct continuous engagement/interaction with locals to support operations and gain actionable intelligence.

REFERENCES:

1. FM 90-10-1 Infantryman's Guide to Combat in Built-Up Areas
2. MCWP 2-25 Ground Reconnaissance Operations
3. MCWP 3-11.1 Marine Rifle Company/ Platoon
4. MCWP 3-15.5 (FMFM 2-11) Anti-armor Operations
5. MCWP 3-35.3 Military Operations on Urbanized Terrain (MOUT)
6. X-Files 3-35.31 Urban Attack
7. X-Files 3-35.32 Urban Defense
8. X-Files 4-11.71 Urban Sustainment

SUPPORT REQUIREMENTS:

RANGE/TRAINING AREA: Facility Code 17962 MOUT Collective Training Facility (Small)

MISCELLANEOUS:

ADMINISTRATIVE INSTRUCTIONS: This task replaced "Conduct an urban attack" in the previous edition of the T&R. Additionally, urban defense, patrolling, movement to contact, and fire support tasks were deleted and incorporated into this task.

RECN-GRND-2609: Conduct tactical logistics

EVALUATION-CODED: NO

SUSTAINMENT INTERVAL: 12 months

MOS PERFORMING: 0307, 0321, 8403

BILLETS: Recon Company Commander, Recon Company Corpsman, Recon Company Executive Officer, Recon Company Operations Chief, Recon Company Operations Officer, Recon Company Training Chief

GRADES: GYSGT, MSGT, 1STLT, CAPT, MAJ, NV-CPO, NV-SCPO

INITIAL TRAINING SETTING: MOJT

CONDITION: Given a unit(s), equipment, a mission, and commander's intent that requires logistical sustainment, either as an independent unit or as part of a larger unit.

STANDARD: By coordinating requirements for logistical support; distributing sustainment to meet mission requirements; ensuring the proper, secure, and timely use of supplies and equipment; and reporting logistical status per unit SOPs.

PERFORMANCE STEPS:

1. Determine the logistical requirements based on higher headquarters' requirements and in accordance with the mission.
2. Develop a logistics plan to include: establishing deliver times or supply points based on technique of distribution, identifying combat load and operational equipment requirements for the unit, procedures for maintenance and medical services, a timeline for execution, priority of support, and inspection criteria and location.
3. Coordinate logistical support in a timely manner to include: required classes of supply, method and location of distribution, motor transportation requirements, medical service support, and maintenance needs.
4. Conduct resupply, maintenance, and organization of service support in a secure manner, per the timeline, and to the standard and priority identified in the plan.
5. Report logistics status to higher headquarters.

REFERENCES:

1. MCDP 4 Logistics
2. MCO P8020.10A Marine Corps Ammunition Management and Explosives Safety Policy
3. MCWP 2-25 Ground Reconnaissance Operations
4. MCWP 4-1 Logistics Operations
5. MCWP 4-11.4 Maintenance Operations
6. MCWP 4-11.7 MAGTF Supply Operations
7. MCWP 4-11.8 Services in an Expeditionary Environment
8. MCWP 5-1 Marine Corps Planning Process (MCP)

SUPPORT REQUIREMENTS:

RANGE/TRAINING AREA: Facility Code 17962 MOUT Collective Training Facility (Small)

MISCELLANEOUS:

ADMINISTRATIVE INSTRUCTIONS: 1. This task replaced "Conduct an urban attack" in the previous edition of the T&R. Additionally, urban defense,

patrolling, movement to contact, and fire support tasks were deleted and incorporated into this task.

REC-GRND-2610: Conduct a relief in place (RIP)

EVALUATION-CODED: NO

SUSTAINMENT INTERVAL: 12 months

MOS PERFORMING: 0307, 0321

BILLETS: Recon Company Commander, Recon Company Executive Officer, Recon Company Operations Chief, Recon Company Operations Officer, Recon Company Training Chief

GRADES: GYSGT, MSGT, 1STLT, CAPT, MAJ

INITIAL TRAINING SETTING: MOJT

CONDITION: Given an order, as either the stationary or relieving unit.

STANDARD: To ensure passage of tactical responsibilities, and control of a designated area with minimal disruption in operations.

PERFORMANCE STEPS:

1. Conduct coordination and planning between higher headquarters, both stationary and relieving unit, as well as all other supporting units and fire support agencies.
2. Employ all means to ensure common view of battle space and operations and passage of information, to include but not limited to: co-location of command groups and exchange of liaison personnel at all levels.
3. Exchange all required intelligence and tactical information.
4. Coordinate/identify when and where battle handover/passage of command will occur.
5. Provide an operations overlay and a copy of the fragmentary order to the relieving unit.
6. Conduct detailed coordination and liaison between representatives of fire support units in support of both units at the command post (CP)/combat operations center (COC) of the stationary unit.
7. Provide fire plan sketches or overlays to the relieving units.
8. Maintain security and communications at normal levels.
9. Conduct the movement of units over planned routes, based on the planned sequence of movement and relief.
10. Maintain noise and light discipline and the dispersion of forces throughout movement.
11. Use guides to lead relieving units into positions and to lead relieved units out of position.
12. Relieve local security units last.
13. Keep fire support assets in position throughout the relief of maneuver units. Ensure they are prepared to support both units.
14. Keep liaison personnel in position until the relieving unit has assumed control.
15. Ensure that at every level down to and including the individual Marine, face-to-face briefs are conducted.

16. Conduct familiarization and combined operations to ensure relieving unit readiness to assume mission, if applicable.
17. Relieve crew-served weapons personnel after rifle units.
18. Use assembly areas that provide cover and concealment and are large enough to allow for the dispersion of units.
19. Maintain all-around security throughout the entire relief of units.
20. Account for all personnel, supplies, and equipment.
21. Execute tactical deception during the relief.
22. Relinquish responsibility for the area upon agreement by the two commanders and after approval from the higher commander.
23. Send and receive required reports.
24. Coordinate the transfer or exchange of supplies and equipment to include: communications, wire lines, radio antennas, and petroleum, oils, and lubricants (POL).

REFERENCES:

1. FMFM 6-4 Marine Rifle Company/Platoon
2. SH 21-76 Ranger Handbook

SUPPORT REQUIREMENTS:

RANGE/TRAINING AREA: Facility Code 17410 Maneuver/Training Area, Light Forces

REC-INTL-2001: Conduct Pattern Analysis

EVALUATION-CODED: NO

SUSTAINMENT INTERVAL: 12 months

DESCRIPTION: Develop an observation log that illustrates patterns of activity that occur on an objective, which upon analysis, will function as a tool for predicting a future threat event. Forecasting future events and their locations is possible through the use of matrices, which depict historical and current events in a given area.

INITIAL TRAINING SETTING: MOJT

CONDITION: Given a mission in an urban or rural objective area, required equipment, and while wearing a fighting load.

STANDARD: By observing single, multiple targets, or named areas of interest (NAIs) to fulfill PIR's and CCIR's and illustrate patterns of activities and events that will aid in operations within the time allotted by the operational environment.

PERFORMANCE STEPS:

1. Gather materials and information.
2. Analyze events.
3. Forecast future threat activity based on behavior/event.

REFERENCES:

1. FM 2-22.3 Human Intelligence Collector Operations
2. MCO 3800.2B Oversight of Intelligence Activities

3. MCWP 2-25 Ground Reconnaissance Operations

SUPPORT REQUIREMENTS:

RANGE/TRAINING AREA:

Facility Code 17410 Maneuver/Training Area, Light Forces
Facility Code 17730 Fire And Movement Range
Facility Code 17961 Combat In Cities Facility
Facility Code 17962 MOUT Collective Training Facility (Small)

ROOMS/BUILDINGS: Classroom.

RECEN-INTL-2002: Produce Intelligence-Quality Multi-media

EVALUATION-CODED: NO

SUSTAINMENT INTERVAL: 12 months

DESCRIPTION: Intelligence-quality multi-media are used as evidence in investigations and as information and intelligence. Multi-media are defined as audio, video, and still photography (digital or wet).

MOS PERFORMING: 0307, 0321, 8403, 8427

BILLETS: Recon Man

GRADES: PVT, PFC, LCPL, CPL, SGT, SSGT, GYSGT, 2NDLT, 1STLT, CAPT, NV-SN, NV-PO-3, NV-PO-2, NV-PO-1, NV-CPO

INITIAL TRAINING SETTING: MOJT

CONDITION: Given a mission in an urban or rural objective area, multi-media equipment, collection requirements, and a target while wearing a fighting load.

STANDARD: By providing clear, accurate, and sufficient detail to satisfy collection requirements within the time allotted by the operational environment.

PERFORMANCE STEPS:

1. Select multi-media equipment.
2. Apply appropriate equipment settings.
3. Record items/areas.
4. Establish multi-media journal.
5. Prepare multi-media, as required.
6. Disseminate multi-media.

REFERENCES:

1. DHE-M 3301.001 DIA HUMINT manual, Vol 1: Collection Requirements, Reporting, and Evaluation Procedures (U) JAN09
2. FM 3-19.13 Law Enforcement Investigations
3. MCO 3800.2B Oversight of Intelligence Activities
4. MCWP 2-25 Ground Reconnaissance Operations
5. MCWP 2-6 Counterintelligence

SUPPORT REQUIREMENTS:

RANGE/TRAINING AREA:

Facility Code 17410 Maneuver/Training Area, Light Forces
Facility Code 17730 Fire And Movement Range
Facility Code 17961 Combat In Cities Facility
Facility Code 17962 MOUT Collective Training Facility (Small)

ROOMS/BUILDINGS: Classroom.

REC-INTL-2401: Supervise the safeguarding of Classified Material

EVALUATION-CODED: NO

SUSTAINMENT INTERVAL: 12 months

MOS PERFORMING: 0321

BILLETS: Recon Team Leader

GRADES: SGT, SSGT

INITIAL TRAINING SETTING: FORMAL

CONDITION: Given a recon team with classified materials, equipment, facilities, and/or environment while operating as a team leader.

STANDARD: In accordance with DODD 5200.1-R Information Security Program.

PERFORMANCE STEPS:

1. Supervise the safeguarding of Classified Material
2. Supervise and inspect the utilization of classification and control markings.
3. Supervise and direct transportation methods.
4. Supervise and inspect the storage of classified material.
5. Supervise and inspect the destruction of classified material.
6. Supervise the turn in of classified material.

REFERENCES:

1. DODD 5200.1-R Information Security Program
 2. MCO 3800.2B Oversight of Intelligence Activities
 3. SECNAVINST 5510.30B Department of the Navy Personal Security Program
 4. SECNAVINST 5510.34A Disclosure of Classified Military Information and Controlled Unclassified Information to Foreign Governments, International Organizations, and Foreign Representatives
-

REC-INTL-2402: Evaluate Intelligence Writing

EVALUATION-CODED: NO

SUSTAINMENT INTERVAL: 12 months

MOS PERFORMING: 0321

BILLETS: Recon Team Leader

GRADES: SGT, SSGT

INITIAL TRAINING SETTING: FORMAL

CONDITION: Provided information and a properly formatted report.

STANDARD: By accurately and effectively conveying information in accordance with the established intelligence community standards and within an operational timeline.

PERFORMANCE STEPS:

1. Supervise the production.
2. Read report(s).
3. Identify and validate key information for relevance, reliability, and accuracy.
4. Validate the assessment for relevance, reliability, and accuracy.
5. Validate that cited sources are relevant, reliable, and accurate.
6. Inspect classification for accuracy.
7. Ensure grammar is correct.
8. Ensure content is correct.
9. Verify quality assurance of final document.
10. Disseminate reporting, as required.

REFERENCES:

1. DIA Intelligence Writing Guide
2. ICD 203 Intelligence Community Directive 203
3. ICD 206 Intelligence Community Directive 206
4. MCO 3800.2B Oversight of Intelligence Activities
5. MCWP 2-12 MAGTF Intelligence Production and Analysis
6. MCWP 2-25 Ground Reconnaissance Operations

RECN-INTL-2403: Evaluate a Request for Information (RFI)

EVALUATION-CODED: NO SUSTAINMENT INTERVAL: 12 months

MOS PERFORMING: 0321

BILLETS: Recon Team Leader

GRADES: SGT, SSGT

INITIAL TRAINING SETTING: FORMAL

CONDITION: Given a mission and a properly formatted request for information.

STANDARD: By completing all performance steps in the correct format within the time allotted by the operational environment.

PERFORMANCE STEPS:

1. Validate gaps in intelligence.

2. Evaluate the RFI for relevance, reliability, and accuracy.
3. Submit RFI to higher headquarters.
4. Incorporate satisfied RFIs into the planning process.

REFERENCES:

1. DHE-M 33301.001 DIA HUMINT Manual Volume 1: Collection requirements, reporting, and evaluation procedures
2. DHE-M 33301.002 Defense Human Intelligence Enterprise Manual Volume 2: Collector Operations
3. MCO 3800.2B Oversight of Intelligence Activities
4. MCWP 2-2 MAGTF Intelligence Collection

REC-INTL-2404: Evaluate an Intelligence Product

EVALUATION-CODED: NO

SUSTAINMENT INTERVAL: 12 months

MOS PERFORMING: 0321

BILLETS: Recon Team Leader

GRADES: SGT, SSGT

INITIAL TRAINING SETTING: FORMAL

CONDITION: Given classification guidelines, current intelligence situation, CCIRs, completed report format(s) and/or a photographic image product produced by the recon team.

STANDARD: By validating the Level I Intelligence Report produced by the collected information.

PERFORMANCE STEPS:

1. Supervise the production.
2. Evaluate collected information against intelligence requirements for relevance, reliability, and accuracy.
3. Validate significance of information to overall situation.
4. Apply critical thinking.
5. Apply creative thinking.
6. Validate the intelligence assessment for relevance, reliability, and accuracy.
7. Verify quality assurance of final document.
8. Disseminate product as required by operational environment.

REFERENCES:

1. 0-8129-2808-3 The Thinker's Toolkit
 2. MCO 3800.2B Oversight of Intelligence Activities
 3. MCRP 2-3A Intelligence Preparation of the Battlefield/Battlespace
 4. MCWP 2-1 Intelligence Operations
 5. MCWP 2-12 MAGTF Intelligence Production and Analysis
-

RECEN-INTL-2405: Evaluate Intelligence-Quality Multi-media

EVALUATION-CODED: NO

SUSTAINMENT INTERVAL: 12 months

DESCRIPTION: Intelligence-quality multi-media are used as evidence in investigations and as information and intelligence. Multi-media are defined as audio, video, and still photography (digital or wet).

MOS PERFORMING: 0321

BILLETS: Recon Team Leader

GRADES: SGT, SSGT

INITIAL TRAINING SETTING: FORMAL

CONDITION: Given a mission in an urban or rural objective area, multi-media equipment, collection requirements, and a target while wearing a fighting load and operating as a team leader.

STANDARD: By providing clear, accurate, and sufficient detail to satisfy collection requirements within the time allotted by the operational environment.

PERFORMANCE STEPS:

1. Supervise and inspect the selection of the appropriate multi-media equipment.
2. Supervise and direct the appropriate equipment settings.
3. Supervise and direct the recording of items/areas.
4. Supervise and inspect the establishment of the multi-media journal.
5. Supervise and inspect the preparation of the multi-media, as required.
6. Verify quality assurance of final product.
7. Disseminate product as required by operational environment.

REFERENCES:

1. DHE-M 3301.001 DIA HUMINT manual, Vol 1: Collection Requirements, Reporting, and Evaluation Procedures (U) JAN09
2. FM 3-19.13 Law Enforcement Investigations
3. MCO 3800.2B Oversight of Intelligence Activities
4. MCWP 2-25 Ground Reconnaissance Operations
5. MCWP 2-6 Counterintelligence

SUPPORT REQUIREMENTS:

RANGE/TRAINING AREA:

Facility Code 17410 Maneuver/Training Area, Light Forces
Facility Code 17730 Fire And Movement Range
Facility Code 17961 Combat In Cities Facility
Facility Code 17962 MOUT Collective Training Facility (Small)

ROOMS/BUILDINGS: Classroom.

REC-INTL-2406: Lead a patrol debrief

EVALUATION-CODED: NO

SUSTAINMENT INTERVAL: 12 months

MOS PERFORMING: 0321

BILLETS: Recon Team Leader

GRADES: SGT, SSGT

INITIAL TRAINING SETTING: FORMAL

CONDITION: Given a recon team and a mission.

STANDARD: To extract pertinent intelligence within a timeline established by the commander.

PERFORMANCE STEPS:

1. Move to designated area.
2. Review current debriefs guidance.
3. Review the mission.
4. Prepare information for debrief.
5. Prepare data for debrief.
6. Assemble aids.
7. Account for all equipment.
8. Develop a mission narrative that answers intelligence requirements and specific tasking.
9. Provide mission narrative to debriefer.
10. Provide assessment of Level I intelligence reports produced during operation.
11. Provide assessment of Level I intelligence reports produced during operation.

REFERENCES:

1. MCDP 1-0 Marine Corps Operations, Sep 2001
 2. MCO 3800.2B Oversight of Intelligence Activities
 3. MCRP 2-25A Reconnaissance Reports Guide
 4. MCRP 3-16A Tactics, Techniques, and Procedures for the Targeting Process
 5. MCWP 2-1 Intelligence Operations
 6. MCWP 2-12 MAGTF Intelligence Production and Analysis
 7. MCWP 2-25 Ground Reconnaissance Operations
 8. MCWP 5-1 Marine Corps Planning Process (MCP)
-

REC-INTL-2407: Conduct an Intelligence Brief

EVALUATION-CODED: NO

SUSTAINMENT INTERVAL: 12 months

DESCRIPTION: The intelligence brief is one of the best methods by which intelligence is passed along to personnel who need the information. An intelligence brief conveys intelligence factors that are important to individuals, commanding officers, and staff in their decision-making process.

MOS PERFORMING: 0321

BILLETS: Recon Team Leader

GRADES: SGT, SSGT

INITIAL TRAINING SETTING: FORMAL

CONDITION: Given mission current intelligence information, PIRs and CCIRs, and appropriate briefing materials.

STANDARD: At the time appointed and in the time allotted by the commanding officer, incorporating pertinent intelligence factors, in order to convey an accurate operational picture to the commander and his staff.

PERFORMANCE STEPS:

1. Identify briefing requirements.
2. Plan and prepare the brief.
3. Present briefing.
4. Conduct follow-up if necessary.

REFERENCES:

1. MCO 3800.2B Oversight of Intelligence Activities
2. MCWP 2-12 MAGTF Intelligence Production and Analysis
3. MCWP 2-25 Ground Reconnaissance Operations

RECN-INTL-2501: Integrate Ground Reconnaissance into the Marine Corps Intelligence, Surveillance, Reconnaissance Enterprise (MCISR-E) concept of operations

EVALUATION-CODED: NO

SUSTAINMENT INTERVAL: 12 months

DESCRIPTION: The Marine Corps Intelligence, Surveillance, and Reconnaissance Enterprise (MCISR-E) will integrate technical collection assets with human collectors, as they relate to the mission within a specific battlespace environment. The Expeditionary Ground Reconnaissance officer will assist the commander and his staff to plan and execute MCISR-E operations. To do this, the Marine must have working knowledge of the capabilities and limitations of the systems, personnel, and units within the MCISR-E. However, each situation is unique. The plans generated as a result of Reconnaissance and Surveillance planning should be as detailed as possible and integrate collection capabilities across the enterprise.

MOS PERFORMING: 0307, 0321

BILLETS: Recon Platoon Commander, Recon Platoon Sergeant

GRADES: GYSGT, 2NDLT, 1STLT, CAPT

INITIAL TRAINING SETTING: FORMAL

CONDITION: Given a mission and commanders intent.

STANDARD: By ensuring full integration and exploitation of assets and resources.

PERFORMANCE STEPS:

1. Integrate GEOINT systems, as required.
2. Integrate CI/HUMINT systems, as required.
3. Integrate analysis systems, as required.
4. Integrate SIGINT systems, as required.
5. Integrate MASINT systems, as required.

REFERENCES:

1. MCISR Marine Corps Intelligence, Surveillance and Reconnaissance-Enterprise Initial Capabilities Document
 2. MCO 3800.2B Oversight of Intelligence Activities
-

REC-INTL-2502: Develop Unit Level Analytical Training

EVALUATION-CODED: NO **SUSTAINMENT INTERVAL:** 12 months

DESCRIPTION: Reconnaissance Marines can reduce uncertainty by applying analytical rigor and advanced techniques to refine collecting and reporting of information/intelligence resulting in an improved understanding of the operating environment.

MOS PERFORMING: 0307, 0321

BILLETS: Recon Platoon Commander, Recon Platoon Sergeant

GRADES: GYSGT, 2NDLT, 1STLT, CAPT

INITIAL TRAINING SETTING: FORMAL

CONDITION: Given a mission and applicable training resources.

STANDARD: By ensuring readiness to conduct collection and reporting of information/intelligence of value to the commander.

PERFORMANCE STEPS:

1. Identify required training.
2. Oversee the development of training materials.
3. Identify future training requirements.
4. Provide input to unit training plan.

REFERENCES:

1. 978-0205506682 Asking the Right Questions
2. 978-0313382659 Intelligence Analysis: How to Think in Complex Environments
3. 978-1574881806 Military Geography: For Professionals and the Public
4. 978-1604265439 Intelligence Analysis: A Target-Centric Approach
5. 978-1608710188 Structured Analytic Techniques for Intel Analysts
6. CIA A Tradecraft Primer: Structured Analytic techniques for Improving Intelligence Analysis

7. DIA A Tradecraft Primer
8. MCO 3800.2B Oversight of Intelligence Activities
9. MCRP 2-3A Intelligence Preparation of the Battlefield/Battlespace
10. MCWP 2-12 MAGTF Intelligence Production and Analysis

REC-INTL-2503: Classify material

EVALUATION-CODED: NO

SUSTAINMENT INTERVAL: 12 months

DESCRIPTION: During Reconnaissance operations it is necessary to classify documents and other sensitive material so that they will be properly handled to avoid compromise. Determine the specific derivative classification levels for classified military information as dictated by various source documents and security classification guides in order to properly assign levels of security for sensitive information, activities, or materials.

MOS PERFORMING: 0307, 0321

BILLETS: Recon Platoon Commander, Recon Platoon Sergeant

GRADES: GYSGT, 2NDLT, 1STLT, CAPT

INITIAL TRAINING SETTING: FORMAL

CONDITION: Given material to be classified and the appropriate classification guidelines.

STANDARD: By ensuring classification markings are at the appropriate level for the provided media content.

PERFORMANCE STEPS:

1. Review classification guidelines.
2. Assess sensitive material.
3. Determine classification level.
4. Assign level of classification.
5. Properly mark media.
6. Properly manage the accountability of the media.

REFERENCES:

1. CAPCO Intelligence Community Classification and Control Markings Implementation Manual, SEP92
2. DHSCG Directorate for Human Intelligence Classification Guide, JUL08
3. MCO 3800.2B Oversight of Intelligence Activities
4. SECNAVINST 5510.34A Disclosure of Classified Military Information and Controlled Unclassified Information to Foreign Governments, International Organizations, and Foreign Representatives

REC-INTL-2504: Supervise the safeguarding of Classified Material

EVALUATION-CODED: NO

SUSTAINMENT INTERVAL: 12 months

MOS PERFORMING: 0307, 0321

BILLETS: Recon Platoon Commander, Recon Platoon Sergeant

GRADES: GYSGT, 2NDLT, 1STLT, CAPT

INITIAL TRAINING SETTING: FORMAL

CONDITION: Given a recon platoon with classified materials, equipment, facilities, and/or environment while operating as a team leader.

STANDARD: In accordance with DODD 5200.1-R Information Security Program.

PERFORMANCE STEPS:

1. Supervise and inspect the utilization of classification and control markings.
2. Supervise and direct transportation methods.
3. Supervise and inspect the storage of classified material.
4. Supervise and inspect the destruction of classified material.
5. Supervise the turn in of classified material.

REFERENCES:

1. DODD 5200.1-R Information Security Program
 2. MCO 3800.2B Oversight of Intelligence Activities
 3. SECNAVINST 5510.30B Department of the Navy Personal Security Program
 4. SECNAVINST 5510.34A Disclosure of Classified Military Information and Controlled Unclassified Information to Foreign Governments, International Organizations, and Foreign Representatives
-

REC-INTL-2505: Evaluate Intelligence Writing

EVALUATION-CODED: NO

SUSTAINMENT INTERVAL: 12 months

MOS PERFORMING: 0307, 0321

BILLETS: Recon Platoon Commander, Recon Platoon Sergeant

GRADES: GYSGT, 2NDLT, 1STLT, CAPT

INITIAL TRAINING SETTING: FORMAL

CONDITION: Provided information and a properly formatted report.

STANDARD: By accurately and effectively conveying information in accordance with the established intelligence community standards and within an operational timeline.

PERFORMANCE STEPS:

1. Read report(s).
2. Identify and validate key information for relevance, reliability, and accuracy.
3. Validate the assessment for relevance, reliability, and accuracy.

4. Validate that cited sources are relevant, reliable, and accurate.
5. Inspect classification for accuracy.
6. Ensure grammar is correct.
7. Ensure content is correct.
8. Verify quality assurance of final document.
9. Disseminate reporting, as required.
10. Provide feedback to originator.

REFERENCES:

1. DIA Intelligence Writing Guide
 2. ICD 203 Intelligence Community Directive 203
 3. ICD 206 Intelligence Community Directive 206
 4. MCO 3800.2B Oversight of Intelligence Activities
 5. MCWP 2-12 MAGTF Intelligence Production and Analysis
 6. MCWP 2-25 Ground Reconnaissance Operations
-

RECN-INTL-2506: Evaluate a Request for Information (RFI)

EVALUATION-CODED: NO **SUSTAINMENT INTERVAL:** 12 months

MOS PERFORMING: 0307, 0321

BILLETS: Recon Platoon Commander, Recon Platoon Sergeant

GRADES: GYSGT, 2NDLT, 1STLT, CAPT

INITIAL TRAINING SETTING: FORMAL

CONDITION: Given a mission and a properly formatted request for information.

STANDARD: By completing all performance steps in the correct format within the time allotted by the operational environment.

PERFORMANCE STEPS:

1. Validate gaps in intelligence.
2. Evaluate the RFI for relevance, reliability, and accuracy.
3. Submit RFI to higher headquarters.
4. Incorporate satisfied RFIs into the planning process.

REFERENCES:

1. DHE-M 33301.001 DIA HUMINT Manual Volume 1: Collection requirements, reporting, and evaluation procedures
 2. DHE-M 33301.002 Defense Human Intelligence Enterprise Manual Volume 2: Collector Operations
 3. MCO 3800.2B Oversight of Intelligence Activities
 4. MCWP 2-2 MAGTF Intelligence Collection
-

RECN-INTL-2507: Evaluate an Intelligence Product

EVALUATION-CODED: NO **SUSTAINMENT INTERVAL:** 12 months

MOS PERFORMING: 0307, 0321

BILLETS: Recon Platoon Commander, Recon Platoon Sergeant

GRADES: GYSGT, 2NDLT, 1STLT, CAPT

INITIAL TRAINING SETTING: FORMAL

CONDITION: Given classification guidelines, current intelligence situation, CCIRs, completed report format(s) and/or a photographic image product produced by a recon team.

STANDARD: By validating the Level I Intelligence Report produced by the collected information.

PERFORMANCE STEPS:

1. Evaluate collected information against intelligence requirements for relevance, reliability, and accuracy.
2. Validate significance of information to overall situation.
3. Apply critical thinking.
4. Apply creative thinking.
5. Validate the intelligence assessment for relevance, reliability, and accuracy.
6. Verify quality assurance of final document.
7. Disseminate product as required by operational environment.
8. Provide feedback to the originator.

REFERENCES:

1. 0-8129-2808-3 The Thinker's Toolkit
2. MCO 3800.2B Oversight of Intelligence Activities
3. MCRP 2-3A Intelligence Preparation of the Battlefield/Battlespace
4. MCWP 2-1 Intelligence Operations
5. MCWP 2-12 MAGTF Intelligence Production and Analysis

REC-INTL-2508: Evaluate Intelligence-Quality Multi-media

EVALUATION-CODED: NO

SUSTAINMENT INTERVAL: 12 months

DESCRIPTION: Intelligence-quality multi-media are used as evidence in investigations and as information and intelligence. Multi-media are defined as audio, video, and still photography (digital or wet).

MOS PERFORMING: 0307, 0321

BILLETS: Recon Platoon Commander, Recon Platoon Sergeant

GRADES: GYSGT, 2NDLT, 1STLT, CAPT

INITIAL TRAINING SETTING: FORMAL

CONDITION: Given classification guidelines, current intelligence situation, CCIRs, and Intelligence-Quality Multi-media produced by a recon team.

STANDARD: By validating the Level I Intelligence Report produced by the collected information.

PERFORMANCE STEPS:

1. Evaluate collected information against intelligence requirements for relevance, reliability, and accuracy.
2. Validate significance of information to overall situation.
3. Verify quality assurance of final product.
4. Disseminate product as required by operational environment.
5. Provide feedback to the originator.

REFERENCES:

1. DHE-M 3301.001 DIA HUMINT manual, Vol 1: Collection Requirements, Reporting, and Evaluation Procedures (U) JAN09
2. FM 3-19.13 Law Enforcement Investigations
3. MCO 3800.2B Oversight of Intelligence Activities
4. MCWP 2-25 Ground Reconnaissance Operations
5. MCWP 2-6 Counterintelligence

SUPPORT REQUIREMENTS:

RANGE/TRAINING AREA:

Facility Code 17410 Maneuver/Training Area, Light Forces
Facility Code 17730 Fire And Movement Range
Facility Code 17961 Combat In Cities Facility
Facility Code 17962 MOUT Collective Training Facility (Small)

ROOMS/BUILDINGS: Classroom.

REC-INTL-2509: Lead a patrol debrief

EVALUATION-CODED: NO

SUSTAINMENT INTERVAL: 12 months

DESCRIPTION: Debriefing all Ground Reconnaissance elements will greatly increase the volume and usability of information collected by the unit. By debriefing all returning Ground Reconnaissance assets, the Expeditionary Ground Reconnaissance officer will ensure the maximum amount of usefully information is collected. By guiding the debrief, the Expeditionary Ground Reconnaissance officer will maximize the usefulness of the information by comparing it and incorporating it with information from other teams and units.

MOS PERFORMING: 0307, 0321

BILLETS: Recon Platoon Commander, Recon Platoon Sergeant

GRADES: GYSGT, 2NDLT, 1STLT, CAPT

INITIAL TRAINING SETTING: FORMAL

CONDITION: Given a recon platoon and a mission.

STANDARD: Upon mission completion and to satisfy collection requirements.

PERFORMANCE STEPS:

1. Designate area for debrief.
2. Review current debriefs guidance.
3. Prepare debrief format tailored to the unit being debriefed.
4. Review the mission.
5. Prepare information for debrief.
6. Prepare data for debrief.
7. Assemble aids.
8. Account for all equipment.
9. Debrief teams to obtain maximum information from all returning sources.
10. Discuss observations of personnel during event.
11. Engage all personnel for inputs.
12. Utilize debriefing format.
13. Develop a mission narrative that answers intelligence requirements and specific tasking.
14. Provide mission narrative to debriefer.
15. Provide assessment of Level I intelligence reports produced during operation.
16. Provide changes to original plans and overlays.
17. Compile information obtained and submit to higher.
18. Ensure information is incorporated into the intelligence cycle.
19. Produce a Level II Intelligence Report.

REFERENCES:

1. MCDP 1-0 Marine Corps Operations, Sep 2001
2. MCO 3800.2B Oversight of Intelligence Activities
3. MCRP 2-25A Reconnaissance Reports Guide
4. MCRP 3-16A Tactics, Techniques, and Procedures for the Targeting Process
5. MCWP 2-1 Intelligence Operations
6. MCWP 2-12 MAGTF Intelligence Production and Analysis
7. MCWP 2-25 Ground Reconnaissance Operations
8. MCWP 5-1 Marine Corps Planning Process (MCP)

REC-INTL-2510: Produce a Reconnaissance After-action, Information, Dissemination, Exploitation Report (RAIDERREP)

EVALUATION-CODED: NO

SUSTAINMENT INTERVAL: 12 months

DESCRIPTION: RAIDER reports are produced when information is obtained that satisfies collection requirements of general interest or clarifies and expands Level I Intelligence Reports.

MOS PERFORMING: 0307, 0321

BILLETS: Recon Platoon Commander, Recon Platoon Sergeant

GRADES: GYSGT, 2NDLT, 1STLT, CAPT

INITIAL TRAINING SETTING: FORMAL

CONDITION: Given reportable information, collection requirements, and authorized equipment.

STANDARD: That is appropriately formatted and disseminated to answer collection requirements, within the time allotted by the operational environment.

PERFORMANCE STEPS:

1. Prepare report format.
2. Make appropriate entries in report fields.
3. Apply appropriate classification.
4. Disseminate report.

REFERENCES:

1. MCO 3800.2B Oversight of Intelligence Activities
 2. MCWP 2-25 Ground Reconnaissance Operations
-

RECN-INTL-2511: Conduct an Intelligence Brief

EVALUATION-CODED: NO

SUSTAINMENT INTERVAL: 12 months

DESCRIPTION: The intelligence brief is one of the best methods by which intelligence is passed along to personnel who need the information. An intelligence brief conveys intelligence factors that are important to individuals, commanding officers, and staff in their decision-making process.

MOS PERFORMING: 0307, 0321

BILLETS: Recon Platoon Commander, Recon Platoon Sergeant

GRADES: GYSGT, 2NDLT, 1STLT, CAPT

INITIAL TRAINING SETTING: FORMAL

CONDITION: Given mission current intelligence information, PIRs and CCIRs, and appropriate briefing materials.

STANDARD: At the time appointed and in the time allotted by the commanding officer, incorporating pertinent intelligence factors, in order to convey an accurate operational picture to the commander and his staff.

PERFORMANCE STEPS:

1. Identify briefing requirements.
2. Plan and prepare the brief.
3. Present briefing.
4. Conduct follow-up if necessary.

REFERENCES:

1. MCO 3800.2B Oversight of Intelligence Activities
 2. MCWP 2-12 MAGTF Intelligence Production and Analysis
 3. MCWP 2-25 Ground Reconnaissance Operations
-

RECN-INTL-2601: Direct Intelligence Operations

EVALUATION-CODED: NO

SUSTAINMENT INTERVAL: 12 months

DESCRIPTION: This task describes utilizing organic, direct support, or attached intelligence assets to satisfy information or intelligence requirements.

MOS PERFORMING: 0307, 0321

BILLETS: Recon Company Commander, Recon Company Executive Officer, Recon Company Operations Chief, Recon Company Operations Officer, Recon Company Training Chief

GRADES: GYSGT, MSGT, 1STLT, CAPT, MAJ

INITIAL TRAINING SETTING: MOJT

CONDITION: Given all required personnel and C4I-related infrastructure and equipment.

STANDARD: By fulfilling the assigned intelligence requirements of the supported unit or the intelligence gaps of the current situation.

PERFORMANCE STEPS:

1. Determine collection plan.
2. Establish intelligence reporting procedures.
3. Manage intelligence reporting from platoon(s).
4. Generate Level II Intelligence Reports.
5. Disseminate reports per operational requirements.
6. Disseminate reports per operational requirements.

REFERENCES:

1. DCID 1/21 Physical Security Standards for Sensitive Compartmented Information Facilities
2. MCDP 2 Intelligence
3. MCO 3800.2B Oversight of Intelligence Activities
4. MCRP 2-25A Reconnaissance Reports Guide
5. MCRP 2-3A Intelligence Preparation of the Battlefield/Battlespace
6. MCWP 2-1 Intelligence Operations
7. MCWP 2-12 MAGTF Intelligence Production and Analysis
8. MCWP 2-2 MAGTF Intelligence Collection
9. MCWP 2-25 Ground Reconnaissance Operations

SUPPORT REQUIREMENTS:

RANGE/TRAINING AREA: Facility Code 17410 Maneuver/Training Area, Light Forces

ROOMS/BUILDINGS: To fully conduct intelligence operations, a Temporary Secure Compartmented Intelligence Facility (T-SCIF) should be utilized in accordance with appropriate references.

MATERIAL: Mapping, Geospatial Intelligence Sourcing (GIS).

MISCELLANEOUS:

SPECIAL PERSONNEL CERTS: Security Clearances are necessary for all intelligence personnel.

REC-INTL-2602: Integrate Ground Reconnaissance into the Marine Corps Intelligence, Surveillance, Reconnaissance Enterprise (MCISR-E) concept of operations

EVALUATION-CODED: NO

SUSTAINMENT INTERVAL: 12 months

DESCRIPTION: The Marine Corps Intelligence, Surveillance, and Reconnaissance Enterprise (MCISR-E) will integrate technical collection assets with human collectors, as they relate to the mission within a specific battlespace environment. Ground Reconnaissance leaders will assist the commander and his staff to plan and execute MCISR-E operations. To do this, the Marine must have working knowledge of the capabilities and limitations of the systems, personnel, and units within the MCISR-E. However, each situation is unique. The plans generated as a result of Reconnaissance and Surveillance planning should be as detailed as possible and integrate collection capabilities across the enterprise.

MOS PERFORMING: 0307, 0321

BILLETS: Recon Company Commander, Recon Company Executive Officer, Recon Company Operations Chief, Recon Company Operations Officer, Recon Company Training Chief

GRADES: GYSGT, MSGT, 1STLT, CAPT, MAJ

INITIAL TRAINING SETTING: MOJT

CONDITION: Given a mission and commanders intent.

STANDARD: By ensuring full integration and exploitation of assets and resources.

PERFORMANCE STEPS:

1. Integrate GEOINT systems, as required.
2. Integrate CI/HUMINT systems, as required.
3. Integrate analysis systems, as required.
4. Integrate SIGINT systems, as required.
5. Integrate MASINT systems, as required.

REFERENCES:

1. MCISR Marine Corps Intelligence, Surveillance and Reconnaissance-Enterprise Initial Capabilities Document
 2. MCO 3800.2B Oversight of Intelligence Activities
-

REC-INTL-2603: Develop Unit Level Analytical Training

EVALUATION-CODED: NO SUSTAINMENT INTERVAL: 12 months

DESCRIPTION: Reconnaissance Marines can reduce uncertainty by applying analytical rigor and advanced techniques to refine collecting and reporting of information/intelligence resulting in an improved understanding of the operating environment.

MOS PERFORMING: 0307, 0321

BILLETTS: Recon Company Commander, Recon Company Executive Officer, Recon Company Operations Chief, Recon Company Operations Officer, Recon Company Training Chief

GRADES: GYSGT, MSGT, 1STLT, CAPT, MAJ

INITIAL TRAINING SETTING: MOJT

CONDITION: Given a mission and applicable training resources.

STANDARD: By ensuring readiness to conduct collection and reporting of information/intelligence of value to the commander.

PERFORMANCE STEPS:

1. Identify required training.
2. Oversee the development of training materials.
3. Identify future training requirements.
4. Provide input to unit training plan.

REFERENCES:

1. 978-0205506682 Asking the Right Questions
2. 978-0313382659 Intelligence Analysis: How to Think in Complex Environments
3. 978-1574881806 Military Geography: For Professionals and the Public
4. 978-1604265439 Intelligence Analysis: A Target-Centric Approach
5. 978-1608710188 Structured Analytic Techniques for Intel Analysts
6. CIA A Tradecraft Primer: Structured Analytic techniques for Improving Intelligence Analysis
7. DIA A Tradecraft Primer
8. MCO 3800.2B Oversight of Intelligence Activities
9. MCRP 2-3A Intelligence Preparation of the Battlefield/Battlespace
10. MCWP 2-12 MAGTF Intelligence Production and Analysis

REC-INTL-2604: Classify material

EVALUATION-CODED: NO SUSTAINMENT INTERVAL: 12 months

DESCRIPTION: During Reconnaissance operations it is necessary to classify documents and other sensitive material so that they will be properly handled to avoid compromise. Determine the specific derivative classification levels for classified military information as dictated by various source documents

and security classification guides in order to properly assign levels of security for sensitive information, activities, or materials.

MOS PERFORMING: 0307, 0321

BILLETS: Recon Company Commander, Recon Company Executive Officer, Recon Company Operations Chief, Recon Company Operations Officer, Recon Company Training Chief

GRADES: GYSGT, MSGT, 1STLT, CAPT, MAJ

INITIAL TRAINING SETTING: MOJT

CONDITION: Given material to be classified and the appropriate classification guidelines.

STANDARD: By ensuring classification markings are at the appropriate level for the provided media content.

PERFORMANCE STEPS:

1. Review classification guidelines.
2. Assess sensitive material.
3. Determine classification level.
4. Assign level of classification.
5. Properly mark media.

REFERENCES:

1. CAPCO Intelligence Community Classification and Control Markings Implementation Manual, SEP92
 2. DHSCG Directorate for Human Intelligence Classification Guide, JUL08
 3. MCO 3800.2B Oversight of Intelligence Activities
 4. SECNAVINST 5510.34A Disclosure of Classified Military Information and Controlled Unclassified Information to Foreign Governments, International Organizations, and Foreign Representatives
-

RECN-INTL-2605: Supervise the safeguarding of Classified Material

EVALUATION-CODED: NO

SUSTAINMENT INTERVAL: 12 months

MOS PERFORMING: 0307, 0321

BILLETS: Recon Company Commander, Recon Company Executive Officer, Recon Company Operations Chief, Recon Company Operations Officer, Recon Company Training Chief

GRADES: GYSGT, MSGT, 1STLT, CAPT, MAJ

INITIAL TRAINING SETTING: MOJT

CONDITION: Given recon platoon(s) with classified materials, equipment, facilities, and/or environment.

STANDARD: In accordance with DODD 5200.1-R Information Security Program.

PERFORMANCE STEPS:

1. Supervise and inspect the utilization of classification and control markings.
2. Supervise and direct transportation methods.
3. Supervise and inspect the storage of classified material.
4. Supervise and inspect the destruction of classified material.
5. Supervise the turn in of classified material.

REFERENCES:

1. DODD 5200.1-R Information Security Program
 2. MCO 3800.2B Oversight of Intelligence Activities
 3. SECNAVINST 5510.30B Department of the Navy Personal Security Program
 4. SECNAVINST 5510.34A Disclosure of Classified Military Information and Controlled Unclassified Information to Foreign Governments, International Organizations, and Foreign Representatives
-

RECN-INTL-2606: Produce a Request for Information (RFI)

EVALUATION-CODED: NO

SUSTAINMENT INTERVAL: 12 months

MOS PERFORMING: 0307, 0321

BILLETS: Recon Company Commander, Recon Company Executive Officer, Recon Company Operations Chief, Recon Company Operations Officer, Recon Company Training Chief

GRADES: GYSGT, MSGT, 1STLT, CAPT, MAJ

INITIAL TRAINING SETTING: MOJT

CONDITION: Given a mission, analyze all available information to identify gaps in intelligence.

STANDARD: By completing all performance steps in the correct format within the time allotted by the operational environment.

PERFORMANCE STEPS:

1. Organize gaps in intelligence.
2. Develop draft RFI.
3. Evaluate draft RFI.
4. Submit RFI to higher headquarters.

REFERENCES:

1. DHE-M 33301.001 DIA HUMINT Manual Volume 1: Collection requirements, reporting, and evaluation procedures
 2. DHE-M 33301.002 Defense Human Intelligence Enterprise Manual Volume 2: Collector Operations
 3. MCO 3800.2B Oversight of Intelligence Activities
 4. MCWP 2-2 MAGTF Intelligence Collection
-

REC-INTL-2607: Evaluate an Intelligence Product

EVALUATION-CODED: NO

SUSTAINMENT INTERVAL: 12 months

MOS PERFORMING: 0307, 0321

BILLETS: Recon Company Commander, Recon Company Executive Officer, Recon Company Operations Chief, Recon Company Operations Officer, Recon Company Training Chief

GRADES: GYSGT, MSGT, 1STLT, CAPT, MAJ

INITIAL TRAINING SETTING: MOJT

CONDITION: Given classification guidelines, current intelligence situation, CCIRs, completed report format(s) and/or a photographic image product produced by a recon platoon.

STANDARD: By validating Intelligence Report(s) produced by subordinate units

PERFORMANCE STEPS:

1. Evaluate collected information against intelligence requirements for relevance, reliability, and accuracy.
2. Validate significance of information to overall situation.
3. Apply critical thinking.
4. Apply creative thinking.
5. Validate the intelligence assessment for relevance, reliability, and accuracy.
6. Verify quality assurance of final document.
7. Disseminate product as required by operational environment.

REFERENCES:

1. 0-8129-2808-3 The Thinker's Toolkit
2. MCO 3800.2B Oversight of Intelligence Activities
3. MCRP 2-3A Intelligence Preparation of the Battlefield/Battlespace
4. MCWP 2-1 Intelligence Operations
5. MCWP 2-12 MAGTF Intelligence Production and Analysis

REC-INTL-2608: Evaluate Intelligence-Quality Multi-media

EVALUATION-CODED: NO

SUSTAINMENT INTERVAL: 12 months

DESCRIPTION: Intelligence-quality multi-media are used as evidence in investigations and as information and intelligence. Multi-media are defined as audio, video, and still photography (digital or wet).

MOS PERFORMING: 0307, 0321

BILLETS: Recon Company Commander, Recon Company Executive Officer, Recon Company Operations Chief, Recon Company Operations Officer, Recon Company Training Chief

GRADES: GYSGT, MSGT, 1STLT, CAPT, MAJ

INITIAL TRAINING SETTING: MOJT

CONDITION: Given classification guidelines, current intelligence situation, CCIRs, and Intelligence-Quality Multi-media produced by a recon platoon.

STANDARD: By validating Intelligence Report(s) produced by subordinate units.

PERFORMANCE STEPS:

1. Evaluate collected information against intelligence requirements for relevance, reliability, and accuracy.
2. Validate significance of information to overall situation.
3. Verify quality assurance of final product.
4. Disseminate product as required by operational environment.

REFERENCES:

1. DHE-M 3301.001 DIA HUMINT manual, Vol 1: Collection Requirements, Reporting, and Evaluation Procedures (U) JAN09
2. FM 3-19.13 Law Enforcement Investigations
3. MCO 3800.2B Oversight of Intelligence Activities
4. MCWP 2-25 Ground Reconnaissance Operations
5. MCWP 2-6 Counterintelligence

SUPPORT REQUIREMENTS:

RANGE/TRAINING AREA:

Facility Code 17410 Maneuver/Training Area, Light Forces
Facility Code 17730 Fire And Movement Range
Facility Code 17961 Combat In Cities Facility
Facility Code 17962 MOJT Collective Training Facility (Small)

ROOMS/BUILDINGS: Classrooms.

REC-INTL-2609: Lead a patrol debrief

EVALUATION-CODED: NO

SUSTAINMENT INTERVAL: 12 months

DESCRIPTION: Debriefing all Ground Reconnaissance elements will greatly increase the volume and usability of information collected by the unit. By debriefing all returning Ground Reconnaissance assets, the Expeditionary Ground Reconnaissance leaders will ensure the maximum amount of usefully information is collected. By guiding the debrief, Ground Reconnaissance leaders will maximize the usefulness of the information by comparing it and incorporating it with information from other teams and units.

MOS PERFORMING: 0307, 0321

BILLETS: Recon Company Commander, Recon Company Executive Officer, Recon Company Operations Chief, Recon Company Operations Officer, Recon Company Training Chief

GRADES: GYSGT, MSGT, 1STLT, CAPT, MAJ

INITIAL TRAINING SETTING: MOJT

CONDITION: Given recon platoon(s) and a mission.

STANDARD: Upon mission completion and to satisfy collection requirements.

PERFORMANCE STEPS:

1. Designate area for debrief.
2. Review current debriefs guidance.
3. Prepare debrief format tailored to the unit being debriefed.
4. Review the mission.
5. Prepare information for debrief.
6. Prepare data for debrief.
7. Assemble aids.
8. Account for all equipment.
9. Debrief platoon(s) to obtain maximum information from all returning sources.
10. Discuss observations of personnel during event.
11. Engage all personnel for inputs.
12. Utilize debriefing format.
13. Develop a mission narrative that answers intelligence requirements and specific tasking.
14. Provide mission narrative to debriefer.
15. Provide assessment of Level I and Level II intelligence reports produced during operation.
16. Provide changes to original plans and overlays.
17. Compile information obtained and submit to higher.
18. Ensure information is incorporated into the intelligence cycle.
19. Produce a Level II Intelligence Report.

REFERENCES:

1. MCDP 1-0 Marine Corps Operations
2. MCO 3800.2B Oversight of Intelligence Activities
3. MCRP 2-25A Reconnaissance Reports Guide
4. MCRP 2-3A Intelligence Preparation of the Battlefield/Battlespace
5. MCRP 3-16A Tactics, Techniques, and Procedures for the Targeting Process
6. MCWP 2-1 Intelligence Operations
7. MCWP 2-12 MAGTF Intelligence Production and Analysis
8. MCWP 2-25 Ground Reconnaissance Operations
9. MCWP 5-1 Marine Corps Planning Process (MCPP)

RECN-INTL-2610: Produce a Reconnaissance After-action, Information, Dissemination, Exploitation Report (RAIDERREP)

EVALUATION-CODED: NO

SUSTAINMENT INTERVAL: 12 months

DESCRIPTION: RAIDER reports are produced when information is obtained that satisfies collection requirements of general interest or clarifies and expands Level I Intelligence Reports.

MOS PERFORMING: 0307, 0321

BILLETS: Recon Company Commander, Recon Company Executive Officer, Recon Company Operations Chief, Recon Company Operations Officer, Recon Company Training Chief

GRADES: GYSGT, MSGT, 1STLT, CAPT, MAJ

INITIAL TRAINING SETTING: MOJT

CONDITION: Given reportable information, collection requirements, and authorized equipment.

STANDARD: That is appropriately formatted and disseminated to answer collection requirements, within the time allotted by the operational environment.

PERFORMANCE STEPS:

1. Prepare report format.
2. Make appropriate entries in report fields.
3. Apply appropriate classification.
4. Disseminate report.

REFERENCES:

1. MCO 3800.2B Oversight of Intelligence Activities
2. MCWP 2-25 Ground Reconnaissance Operations

REC-INTL-2611: Conduct an Intelligence Brief

EVALUATION-CODED: NO

SUSTAINMENT INTERVAL: 12 months

DESCRIPTION: The intelligence brief is one of the best methods by which intelligence is passed along to personnel who need the information. An intelligence brief conveys intelligence factors that are important to individuals, commanding officers, and staff in their decision-making process.

MOS PERFORMING: 0307, 0321

BILLETS: Recon Company Commander, Recon Company Executive Officer, Recon Company Operations Chief, Recon Company Operations Officer, Recon Company Training Chief

GRADES: GYSGT, MSGT, 1STLT, CAPT, MAJ

INITIAL TRAINING SETTING: MOJT

CONDITION: Given mission current intelligence information, PIRs and CCIRs, and appropriate briefing materials.

STANDARD: At the time appointed and in the time allotted by the commanding officer, incorporating pertinent intelligence factors, in order to convey an accurate operational picture to the commander and his staff.

PERFORMANCE STEPS:

1. Identify briefing requirements.
2. Plan and prepare the brief.
3. Present briefing.
4. Conduct follow-up if necessary.

REFERENCES:

1. MCO 3800.2B Oversight of Intelligence Activities
 2. MCWP 2-12 MAGTF Intelligence Production and Analysis
 3. MCWP 2-25 Ground Reconnaissance Operations
-

RECN-MED-2001: Perform endotracheal intubation

EVALUATION-CODED: NO **SUSTAINMENT INTERVAL:** 12 months

MOS PERFORMING: 0307, 0321, 8403, 8427

BILLETS: Recon Man

GRADES: PVT, PFC, LCPL, CPL, SGT, SSGT, GYSGT, 2NDLT, 1STLT, CAPT

INITIAL TRAINING SETTING: MOJT

CONDITION: Given a mission, casualty, and equipment.

STANDARD: To open the upper airway for respiratory management preventing further injury, infection or death.

PERFORMANCE STEPS:

1. Assess causality
2. Assess level of consciousness
3. Determine the need for endotracheal intubation
4. Gather equipment
5. Position the causality
6. Position the causality
7. Perform positive pressure ventilation
8. Visualize bilateral rise and fall of the chest
9. Re-assess all interventions

REFERENCES:

1. HQMC HS Current approved COTCCC guidelines
 2. PHTLS Pre-hospital Trauma Life Support, Military Edition, Current Edition
-

RECN-MED-2002: Perform surgical airway

EVALUATION-CODED: NO **SUSTAINMENT INTERVAL:** 12 months

MOS PERFORMING: 0307, 0321, 8403, 8427

BILLETS: Recon Man

GRADES: PVT, PFC, LCPL, CPL, SGT, SSGT, GYSGT, 2NDLT, 1STLT, CAPT

INITIAL TRAINING SETTING: MOJT

CONDITION: Given a mission, casualty, and equipment.

STANDARD: Preventing further injury or death.

PERFORMANCE STEPS:

1. Assess Causality
2. Assess level of consciousness
3. Assess respiratory effort
4. Visualize upper airway for obstruction
5. Identify need for surgical airway
6. Identify cricothyroid membrane
7. Palpate cricothyroid membrane
8. Clean site for incision
9. Make incision through skin
10. Poke through membrane with blunt end of scalpel
11. Use hemostat or Cric Hook to expand opening
12. Insert endotracheal tube direct towards lungs
13. Insert endotracheal tube direct towards lungs
14. Assess air exchange
15. Provide positive pressure ventilation if required
16. Secure tube
17. Apply occlusive dressing
18. Monitor ventilations

REFERENCES:

1. HQMC HS Current approved COTCCC guidelines
 2. PHTLS Pre-hospital Trauma Life Support, Military Edition, Current Edition
-

RECN-MED-2003: Perform intraosseous infusion

EVALUATION-CODED: NO

SUSTAINMENT INTERVAL: 12 months

MOS PERFORMING: 0307, 0321

BILLETS: Recon Man

GRADES: PVT, PFC, LCPL, CPL, SGT, SSGT, GYSGT, 2NDLT, 1STLT, CAPT, NV-SN, NV-PO-3, NV-PO-2, NV-PO-1, NV-CPO

INITIAL TRAINING SETTING: MOJT

CONDITION: Given a mission, casualty, and equipment.

STANDARD: For fluid resuscitation preventing further injury or death.

PERFORMANCE STEPS:

1. Assess causality
2. Determine need for IV access

3. Gather materials
4. Assemble IV materials
5. Identify suprasternal notch
6. Don gloves
7. Clean site with alcohol
8. Place inducer perpendicularly on site
9. Apply increasing pressure until release is heard or felt
10. Gently remove inducer
11. Flush bone with 5 mil sterile IV fluid
12. Connect infusion tube
13. Open flow regulator
14. Visualize fluid flow
15. Document appropriately

REFERENCES:

1. HQMC HS Current approved COTCCC guidelines
 2. PHTLS Pre-hospital Trauma Life Support, Military Edition, Current Edition
-

RECEN-MED-2401: Supervise the processing of casualties

EVALUATION-CODED: NO

SUSTAINMENT INTERVAL: 12 months

MOS PERFORMING: 0321

BILLETS: Recon Team Leader

GRADES: SGT, SSGT

INITIAL TRAINING SETTING: MOJT

CONDITION: Given a team that is conducting operations and casualties have occurred.

STANDARD: By treating, evacuating, and tracking casualties in a timely manner with minimal interruption of operations.

PERFORMANCE STEPS:

1. Ensure Injured Marine applies self-aid.
2. Ensure Marines apply buddy aid to the injured.
3. Designate casualty collection point.
4. Supervise the evacuation of friendly WIA and KIA and enemy WIA to Casualty Collection Point (CCP), while taking reasonable measures to safeguard casualties.
5. Ensure weapons, serialized gear, and PPE are handled and accounted for in accordance with the patrol order.
6. Ensure wounded enemy combatants are safeguarded/escorted as required.
7. Ensure team medic/corpsmen conduct triage at CCP, and advise team leadership on evacuation priorities and numbers.
8. Conduct coordination with higher headquarters for evacuation.
9. Begin casualty reporting and tracking immediately after an individual is wounded, starting at the lowest level and terminating at higher headquarters.

10. In accordance with the operations order, civilian casualties are either evacuated through military system, or coordination is conducted for treatment by civilian medical personnel/facilities.

REFERENCES:

1. FMFM 6-4 Marine Rifle Company/Platoon
2. MCRP 3-02G First Aid

SUPPORT REQUIREMENTS:

RANGE/TRAINING AREA: Facility Code 17410 Maneuver/Training Area, Light Forces

EQUIPMENT: 1. Assault Support Aircraft. 2. Suitable landing zone. 3. Tactical vehicle(s).

MISCELLANEOUS:

ADMINISTRATIVE INSTRUCTIONS: 1. Evaluator will tag casualties. Marines who are tagged with incapacitating wounds drop where "hit." Marines tagged as incapacitated, do not move under their own power, but rely on others to carry them. 2. This task may be trained to standard in garrison.

RECN-MED-2501: Supervise the processing of casualties

EVALUATION-CODED: NO

SUSTAINMENT INTERVAL: 12 months

MOS PERFORMING: 0307, 0321

BILLETS: Recon Platoon Commander, Recon Platoon Sergeant

GRADES: GYSGT, 2NDLT, 1STLT, CAPT

INITIAL TRAINING SETTING: MOJT

CONDITION: Given a unit that is conducting operations and casualties have occurred.

STANDARD: To treat, evacuate, and track casualties in a timely manner with minimal interruption of operations.

PERFORMANCE STEPS:

1. Ensure Injured Marine applies self-aid.
2. Ensure Marines apply buddy aid to the injured.
3. Designate casualty collection point.
4. Supervise the evacuation of friendly and enemy WIA and KIA to Casualty Collection Point (CCP), while taking reasonable measures to safeguard casualties.
5. Ensure weapons, serialized gear, and PPE are handled and accounted for in accordance with the patrol order.
6. Ensure wounded enemy combatants are safeguarded/ escorted as required.
7. Ensure unit corpsmen conduct triage at CCP, and advise platoon leadership

- on evacuation priorities and numbers.
8. Conduct coordination with higher headquarters for evacuation.
 9. Begin casualty reporting and tracking immediately after an individual is wounded, starting at the lowest level and terminating at higher headquarters.
 10. In accordance with the operations order, civilian casualties are either evacuated through military system, or coordination is conducted for treatment by civilian medical personnel/facilities.

REFERENCES:

1. FMFM 6-4 Marine Rifle Company/Platoon
2. MCRP 3-02G First Aid

SUPPORT REQUIREMENTS:

RANGE/TRAINING AREA: Facility Code 17410 Maneuver/Training Area, Light Forces

EQUIPMENT: 1. Assault Support Aircraft. 2. Suitable landing zone. 3. Tactical vehicle(s).

MISCELLANEOUS:

ADMINISTRATIVE INSTRUCTIONS: 1. Evaluator will tag casualties. Marines who are tagged with incapacitating wounds drop where "hit." Marines tagged as incapacitated, do not move under their own power, but rely on others to carry them. 2. This task may be trained to standard in garrison.

RECN-MED-2601: Direct the processing of casualties

EVALUATION-CODED: NO

SUSTAINMENT INTERVAL: 12 months

MOS PERFORMING: 0307, 0321, 8403

BILLETS: Recon Company Commander, Recon Company Corpsman, Recon Company Executive Officer, Recon Company Operations Chief, Recon Company Operations Officer, Recon Company Training Chief

GRADES: GYSGT, MSGT, 1STLT, CAPT, MAJ, NV-CPO, NV-SCPO

INITIAL TRAINING SETTING: MOJT

CONDITION: Given a unit that is conducting operations and casualties have occurred.

STANDARD: To treat, evacuate, and track casualties in a timely manner with minimal interruption of operations.

PERFORMANCE STEPS:

1. Receive report from platoon leadership on evacuation priorities and numbers.
2. Conduct coordination with higher headquarters for evacuation.

3. Begin casualty reporting and tracking immediately after an individual is wounded, starting at the lowest level and terminating at higher headquarters.
4. Begin casualty reporting and tracking immediately after an individual is wounded, starting at the lowest level and terminating at higher headquarters.

REFERENCES:

1. MCRP 3-02G First Aid
2. MCWP 3-11.1 Marine Rifle Company/ Platoon

SUPPORT REQUIREMENTS:

RANGE/TRAINING AREA: Facility Code 17410 Maneuver/Training Area, Light Forces

OTHER SUPPORT REQUIREMENTS: 1. Assault Support Aircraft. 2. Suitable landing zone. 3. Tactical vehicle(s).

MISCELLANEOUS:

ADMINISTRATIVE INSTRUCTIONS: 1. Evaluator will tag casualties. Marines who are tagged with incapacitating wounds drop where "hit." Marines tagged as incapacitated, do not move under their own power, but rely on others to carry them. 2. This task may be trained to standard in garrison.

REC-N-MED-2602: Direct field sanitation

EVALUATION-CODED: NO

SUSTAINMENT INTERVAL: 1 month

MOS PERFORMING: 0307, 0321, 8427

BILLETTS: Recon Company Commander, Recon Company Corpsman, Recon Company Executive Officer, Recon Company Operations Chief, Recon Company Operations Officer, Recon Company Training Chief

GRADES: GYSGT, MSGT, 1STLT, CAPT, MAJ

INITIAL TRAINING SETTING: MOJT

CONDITION: Given a unit that is conducting operations.

STANDARD: To ensure health, hygiene, and medical readiness of personnel to conduct operations in all environments.

PERFORMANCE STEPS:

1. Direct and supervise individuals to conduct personal hygiene.
2. Ensure that leaders at every level understand the importance of field sanitation, and act aggressively to educate, enforce, and inspect standards.
3. Ensure Marines are educated that minor injuries/wounds can worsen if not identified and properly treated.

4. Direct and supervise that if continuously wearing chemical protective over garments, individuals try to bathe and change undergarments every 48 hours to avoid rashes.
5. Direct and supervise that individuals drink only potable water as identified by the unit corpsman.
6. Direct and supervise that the unit maintains the prescribed load of water purification materials.
7. Direct and supervise that all individuals use only urinals and latrines as designated by unit corpsmen.
8. Direct and supervise that all food is protected from extreme temperatures, moisture, and pests.
9. Ensure that unit leaders are assigned to supervise and inspect food and water acquisition, preparation, and consumption.
10. Ensure that unit locations are selected to avoid pests if possible.
11. Ensure that trash and other wastes are handled in a manner that does not adversely affect health and hygiene.
12. Direct and supervise that individuals use protective measures against pests, to include wearing netting, using repellent, spraying, dusting, poisoning, and trapping.
13. Ensure that individuals wash hands before eating or preparing food.

REFERENCES:

1. MCRP 4-11.1D Field Hygiene and Sanitation

SUPPORT REQUIREMENTS:

RANGE/TRAINING AREA: Facility Code 17410 Maneuver/Training Area, Light Forces

OTHER SUPPORT REQUIREMENTS: Tactical vehicle(s)

RECN-PLAN-2001: Use computer software

EVALUATION-CODED: NO **SUSTAINMENT INTERVAL:** 6 months

MOS PERFORMING: 0307, 0321, 8403, 8427

BILLETS: Recon Man

GRADES: PVT, PFC, LCPL, CPL, SGT, SSGT, GYSGT, 2NDLT, 1STLT, CAPT, NV-SN, NV-PO-3, NV-PO-2, NV-PO-1, NV-CPO

INITIAL TRAINING SETTING: MOJT

CONDITION: Given a laptops and unit baseline.

STANDARD: To successfully become familiar with the usage of computers and the operational baseline.

PERFORMANCE STEPS:

1. Operate an operational computer.

2. Demonstrate operation of the baseline software applications (Microsoft Windows Operating System, Microsoft Office, Word, PowerPoint, and Excel.

REFERENCES:

1. Joint Publication 2-01 Joint and National Intelligence Support for Military Operations
2. MCRP 2-3A Intelligence Preparation of the Battlefield/Battlespace
3. MCRP 3-16A Tactics, Techniques, and Procedures for the Targeting Process

SUPPORT REQUIREMENTS:

MATERIAL: Classified/unclassified intelligence products.

MISCELLANEOUS:

ADMINISTRATIVE INSTRUCTIONS: Based upon the classification of information products being handled, appropriate facilities must be made available such as lockable safes and or secure storage areas.

RECN-PLAN-2002: Prepare a Digital Route Overlay

EVALUATION-CODED: NO **SUSTAINMENT INTERVAL:** 12 months

MOS PERFORMING: 0307, 0321, 8403, 8427

BILLETS: Recon Man

GRADES: PVT, PFC, LCPL, CPL, SGT, SSGT, GYSGT, 2NDLT, 1STLT, CAPT, NV-SN, NV-PO-3, NV-PO-2, NV-PO-1, NV-CPO

INITIAL TRAINING SETTING: MOJT

CONDITION: Given a mission, an order, map, laptop computer, current unit baseline, map data, GPS with a computer interface cable, and planning tools.

STANDARD: By graphically displaying the scheme of maneuver.

PERFORMANCE STEPS:

1. Import and Associate Map Data Files.
2. Utilize navigational software.
3. Create Range and Bearing Overlays.
4. Create Drawing Overlays.
5. Copy and Print Overlays.
6. Create Local Point Overlays.
7. Use Live Track Mode.
8. Create Route Overlay.
9. Submit copy to higher headquarters.
10. Distribute copies of overlay as required.

REFERENCES:

1. Autosketch A Students Autosketch Author: A Yarwood (June 1992)
2. Autosketch for Drafting and Design Author: Brian L. Duelm (January 1991)

3. Autosketch for Windows Author: A Yarwood (April 1995)
4. Autosketch Inside Autosketch: A Guide to Productive Drawing Using Autosketch Author: Frank Lenk (October 1990)
5. FM 3-25.26 Map Reading and Land Navigation
6. MCWP 3-11.3 Scouting and Patrolling
7. SH 21-76 Ranger Handbook

SUPPORT REQUIREMENTS:

ROOMS/BUILDINGS: Classroom

EQUIPMENT: Materials for planning to include but not limited to: (Portable or Desktop Computers with digital sketching software, External Hard Drives, Proxima Projector, Projector Screen or Flat Panel Television with appropriate cables for interface with Portable Laptop Computer, Extension Cords, and Power Strips).

RECN-PLAN-2003: Develop a sustainment plan

EVALUATION-CODED: NO

SUSTAINMENT INTERVAL: 12 months

MOS PERFORMING: 0307, 0321, 8403, 8427

BILLETS: Recon Man

GRADES: PVT, PFC, LCPL, CPL, SGT, SSGT, GYSGT, 2NDLT, 1STLT, CAPT, NV-SN, NV-PO-3, NV-PO-2, NV-PO-1

INITIAL TRAINING SETTING: MOJT

CONDITION: Given a patrol order and an assignment in a patrol as an Assistant Team Leader.

STANDARD: By conducting mission analysis to identify resources and preparing for contingencies.

PERFORMANCE STEPS:

1. Analyze the mission.
2. Analyze the enemy disposition.
3. Analyze key terrain features.
4. Analyze the effects of weather.
5. Analyze distance requirements.
6. Provide inputs to ORP, OP, and patrol base locations based on analysis.
7. Develop and coordinate aid and litter plan.
8. Develop and coordinate plan for handling detainees/EPW.
9. Develop and coordinate resupply plan.
10. Ensure dissemination of patrols developed contingency planning.

REFERENCES:

1. MCWP 2-25 Ground Reconnaissance Operations
2. MCWP 3-11.3 Scouting and Patrolling
3. MCWP 5-1 Marine Corps Planning Process (MCP)

4. SH 21-76 Ranger Handbook

RECPLAN-2401: Brief USMC Reconnaissance capabilities

EVALUATION-CODED: NO SUSTAINMENT INTERVAL: 12 months

MOS PERFORMING: 0321

BILLETS: Recon Team Leader

GRADES: SGT, SSGT

INITIAL TRAINING SETTING: FORMAL

CONDITION: Given appropriate briefing materials.

STANDARD: By enabling the Commander to employ reconnaissance personnel commensurate with the mission in support of collection efforts and force protection.

PERFORMANCE STEPS:

1. Explain the Reconnaissance mission.
2. Explain Reconnaissance organization.
3. Explain Reconnaissance functions/responsibilities.
4. Explain Reconnaissance capabilities.
5. Explain Reconnaissance limitations.
6. Explain organic Reconnaissance equipment.
7. Explain general support as it relates to Reconnaissance.
8. Explain direct support as it relates to Reconnaissance.
9. Explain Reconnaissance employment in operational environments.

REFERENCES:

1. MCWP 2-25 Ground Reconnaissance Operations
-

RECPLAN-2402: Lead team operations in an Isolation Facility

EVALUATION-CODED: NO SUSTAINMENT INTERVAL: 12 months

MOS PERFORMING: 0321

BILLETS: Recon Team Leader

GRADES: SGT, SSGT

INITIAL TRAINING SETTING: FORMAL

CONDITION: Given a recon team, a mission, required equipment, and an established or temporary isolation facility (ISOFAC) while operating as a team leader.

STANDARD: By ensuring that the planning location is organized and secure.

PERFORMANCE STEPS:

1. Supervise and direct the proper organization of the ISOFAC.
2. Enforce and inspect strict OPSEC measures.
3. Supervise, direct, and inspect the sterilization of the ISOFAC after use.

REFERENCES:

1. ARTEP 31-807-30-MTP Mission Training Plan for Special Forces Operational Detachment ALPHA
2. FM 3-55.93 Long Range Surveillance Operations
3. MCWP 2-25 Ground Reconnaissance Operations

SUPPORT REQUIREMENTS:

RANGE/TRAINING AREA: Facility Code 17330 Covered Training Area.

RECN-PLAN-2403: Issue a warning order

EVALUATION-CODED: NO

SUSTAINMENT INTERVAL: 12 months

MOS PERFORMING: 0321

BILLETS: Recon Team Leader

GRADES: SGT, SSGT

INITIAL TRAINING SETTING: FORMAL

CONDITION: Given a mission, required equipment, a recon team and an operations order from higher headquarters while operating as a team leader.

STANDARD: By clearly defining the patrols mission statement, commanders intent and guidance, and other information that will aid subordinate elements in their planning within 45 minutes of receiving an operations order from a higher unit.

PERFORMANCE STEPS:

1. Conduct METT-TSL analysis.
2. Determine task organization.
3. Establish time line.
4. Write the situation paragraph as a brief statement of the enemy and friendly situation.
5. Write the mission.
6. Write coordinating instructions.
7. Write special instructions to subordinate leaders, sub-elements, and key individuals.
8. Issue warning order.

REFERENCES:

1. FM 3-05 Army Special Operations Forces
2. MCRP 3-11.1A Commander's Tactical Handbook

3. MCRP 3-11.2A Marine Troop Leader's Guide
 4. MCWP 2-25 Ground Reconnaissance Operations
 5. MCWP 3-11.2 Marine Rifle Squad
 6. MCWP 5-1 Marine Corps Planning Process (MCP)
 7. SH 21-76 Ranger Handbook
-

RECPLAN-2404: Lead team Preparations for Combat

EVALUATION-CODED: NO

SUSTAINMENT INTERVAL: 12 months

MOS PERFORMING: 0321

BILLETS: Recon Team Leader

GRADES: SGT, SSGT

INITIAL TRAINING SETTING: FORMAL

CONDITION: Given a mission and required equipment.

STANDARD: By ensuring the unit is prepared to accomplish the mission.

PERFORMANCE STEPS:

1. Give the warning order.
2. Supervise and direct preparations in accordance with warning order.
3. Supervise and direct the preparation for specific elements/billets.
4. Supervise and direct the planning process.
5. Lead rehearsals.
6. Give the order.
7. Lead inspections.
8. Supervise and direct the test firing of assigned weapons.

REFERENCES:

1. MCWP 2-25 Ground Reconnaissance Operations
 2. MCWP 5-1 Marine Corps Planning Process (MCP)
-

RECPLAN-2405: Evaluate a route plan

EVALUATION-CODED: NO

SUSTAINMENT INTERVAL: 12 months

MOS PERFORMING: 0321

BILLETS: Recon Team Leader

GRADES: SGT, SSGT

INITIAL TRAINING SETTING: FORMAL

CONDITION: Given a mission, a recon team, and a route plan developed by the Pointman while operating as a team leader.

STANDARD: By ensuring the maximum use of terrain and vegetation to avoid detection.

PERFORMANCE STEPS:

1. Analyze the mission.
2. Analyze the enemy disposition.
3. Analyze troops and fire support availability.
4. Analyze key terrain features.
5. Analyze terrain with respect to observation and fields of fire.
6. Analyze terrain with respect to cover and concealment.
7. Analyze terrain with respect to obstacles.
8. Analyze the impact of civilians.
9. Ensure that determined danger areas are relevant and accurate.
10. Analyze terrain with respect to avenues of approach.
11. Analyze the effects of weather.
12. Analyze time and distance requirements.
13. Ensure that determined logistical support requirements are relevant and accurate.
14. Validate that the primary and alternate routes selected were based on a thorough analysis of METT-TSL.
15. Validate the determined checkpoints will facilitate control of movement.
16. Validate the determined steering marks will facilitate control of navigation.
17. Verify quality assurance of final product.
18. Conduct route coordination with adjacent and higher units.

REFERENCES:

1. MCWP 2-25 Ground Reconnaissance Operations
2. MCWP 5-1 Marine Corps Planning Process (MCPPE)
3. SH 21-76 Ranger Handbook

RECN-PLAN-2406: Evaluate a Route Overlay

EVALUATION-CODED: NO

SUSTAINMENT INTERVAL: 12 months

MOS PERFORMING: 0321

BILLETS: Recon Team Leader

GRADES: SGT, SSGT

INITIAL TRAINING SETTING: FORMAL

CONDITION: Given a mission, a recon team, and a route overlay developed by the Pointman while operating as a team leader.

STANDARD: By ensuring that the scheme of maneuver is graphically displayed correctly.

PERFORMANCE STEPS:

1. Validate the register marks are placed correctly on the overlay.
2. Validate the proper use of Operational Terms and Graphics

3. Validate the proper use of Operational Terms and Graphics
4. Validate the plotted mission control measures are relevant and accurate.
5. Validate the plotted fire support control measures are relevant and accurate.
6. Validate the plotted friendly symbols are relevant and accurate.
7. Validate the plotted threat symbols are relevant and accurate.
8. Validate the annotated objective is relevant and accurate.
9. Validate the annotated marginal data is relevant and accurate.
10. Validate the annotated legend is relevant and accurate.
11. Validate the annotated security classification is relevant and accurate.
12. Validate the annotated additional information is relevant and accurate.
13. Verify quality assurance of final product.
14. Submit copy to higher headquarters.
15. Distribute copies of overlay as required.

REFERENCES:

1. FM 3-25.26 Map Reading and Land Navigation
 2. MCWP 3-11.3 Scouting and Patrolling
 3. SH 21-76 Ranger Handbook
-

RECPLAN-2407: Evaluate a communications plan

EVALUATION-CODED: NO

SUSTAINMENT INTERVAL: 12 months

MOS PERFORMING: 0321

BILLETS: Recon Team Leader

GRADES: SGT, SSGT

INITIAL TRAINING SETTING: FORMAL

CONDITION: Given a mission, a recon team, and a communications plan developed by the Radio Operator while operating as a team leader.

STANDARD: By ensuring mission analysis was conducted and an effective communications plan was developed that facilitates detection avoidance and mission accomplishment.

PERFORMANCE STEPS:

1. Analyze the mission.
2. Analyze the enemy disposition.
3. Analyze fire support assets
4. Analyze key terrain features.
5. Analyze the impact of surrounding infrastructure.
6. Analyze the effects of weather.
7. Analyze distance requirements.
8. Validate that the determined communications equipment meets mission requirements.
9. Validate that the determined logistical support requirements are relevant and accurate.
10. Receive and use in planning inputs from the Radio Operator to ORP, OP, and

- patrol base locations based on their analysis.
11. Validate the developed destruction plan.
 12. Supervise and inspect the finished Command and Signal plan per mission parameters.
 13. Verify quality assurance of final product.
 14. Ensure dissemination of communications plan.
 15. Supervise, direct, and inspect the conduct of internal communications checks and with adjacent and higher units.
 16. Coordinate with adjacent and higher units.

REFERENCES:

1. MCRP 3-40.3B Radio Operator's Handbook
2. MCWP 2-25 Ground Reconnaissance Operations
3. MCWP 5-1 Marine Corps Planning Process (MCPP)

RECN-PLAN-2408: Evaluate a sustainment plan

EVALUATION-CODED: NO

SUSTAINMENT INTERVAL: 12 months

MOS PERFORMING: 0321

BILLETS: Recon Team Leader

GRADES: SGT, SSGT

INITIAL TRAINING SETTING: FORMAL

CONDITION: Given a mission, a recon team, and a sustainment plan developed by the Scout and the Assistant Team Leader, while operating as a team leader.

STANDARD: By ensuring that mission analysis was conducted and all required resources were identified and contingency preparation completed.

PERFORMANCE STEPS:

1. Analyze the mission.
2. Analyze the enemy disposition.
3. Analyze key terrain features.
4. Analyze the effects of weather.
5. Analyze distance requirements.
6. Receive and use in planning inputs from the Scout to ORP, OP, and patrol base locations based on their analysis.
7. Validate that the determined internal aid and litter plan is relevant and meets mission requirements.
8. Validate that the determined external aid and litter plan is relevant and meets mission requirements.
9. Validate that the determined internal plan for handling detainees/EPW is relevant and meets mission requirements.
10. Validate that the determined external plan for handling detainees/EPW is relevant and meets mission requirements.
11. Validate that the determined internal resupply recovery and dissemination plan is relevant and meets mission requirements.
12. Validate that the determined external resupply plan is relevant and meets

mission requirements.

13. Validate that the determined internal waste disposal and sanitation plan is relevant and meets mission requirements.
14. Verify quality assurance of final product.
15. Coordinate the aid and litter, detainee/EPW, and resupply plans with adjacent and higher units.
16. Ensure dissemination of patrols developed contingency planning.

REFERENCES:

1. MCWP 2-25 Ground Reconnaissance Operations
2. MCWP 3-11.3 Scouting and Patrolling
3. MCWP 5-1 Marine Corps Planning Process (MCP)P)
4. SH 21-76 Ranger Handbook

REC-PLAN-2409: Evaluate a Terrain Model

EVALUATION-CODED: NO

SUSTAINMENT INTERVAL: 12 months

MOS PERFORMING: 0321

BILLETS: Recon Team Leader

GRADES: SGT, SSGT

INITIAL TRAINING SETTING: FORMAL

CONDITION: Given a mission, a recon team, a route plan, and a terrain model constructed by the team while operating as a team leader.

STANDARD: By ensuring that the depicted manmade and natural features are accurate and relevant.

PERFORMANCE STEPS:

1. Direct and supervise the selection of a suitable site.
2. Ensure that the model is oriented to the ground.
3. Ensure that the model is built to scale.
4. Ensure that the grid squares are accurate and relevant.
5. Validate the depicted key terrain is accurate and relevant.
6. Validate the legend is accurate and relevant.
7. Supervise and inspect that the terrain model is sterilized after use.

REFERENCES:

1. MCRP 3-11.2A Marine Troop Leader's Guide
2. MCWP 3-11.2 Marine Rifle Squad
3. MCWP 3-11.3 Scouting and Patrolling
4. SH 21-76 Ranger Handbook

REC-PLAN-2410: Develop a Scheme of Maneuver

EVALUATION-CODED: NO

SUSTAINMENT INTERVAL: 3 months

MOS PERFORMING: 0321

BILLETS: Recon Team Leader

GRADES: SGT, SSGT

INITIAL TRAINING SETTING: FORMAL

CONDITION: Given a patrol order and a recon team.

STANDARD: By conducting mission analysis to identify resources and preparing for contingencies.

PERFORMANCE STEPS:

1. Verify status of men, weapons, and equipment.
2. Develop plan of action utilizing newly acquired information.
3. Send required reports to Higher Headquarters.
4. Assemble personnel.
5. Brief personnel using fragmentary order format (FRAG-O).

REFERENCES:

1. MCWP 2-25 Ground Reconnaissance Operations
 2. MCWP 3-11.3 Scouting and Patrolling
 3. MCWP 5-1 Marine Corps Planning Process (MCP)P)
 4. SH 21-76 Ranger Handbook
-

RECN-PLAN-2411: Develop a fire support plan

EVALUATION-CODED: NO

SUSTAINMENT INTERVAL: 12 months

MOS PERFORMING: 0321

BILLETS: Recon Team Leader

GRADES: SGT, SSGT

INITIAL TRAINING SETTING: FORMAL

CONDITION: Given a mission, scheme of maneuver, fire support available, and commander's intent.

STANDARD: To support the ground scheme of maneuver in accordance with commander's intent.

PERFORMANCE STEPS:

1. Determine organic and non-organic fire support assets available.
2. Identify fire support control measures.
3. Plan targets on known, suspected, and likely enemy positions/avenues of approach/avenues of withdrawal.
4. Identify priority targets.
5. Submit list of targets to higher headquarters.
6. Receive target list from higher headquarters.

7. Make changes to fire support plan.
8. Integrate fire support plan with scheme of maneuver.
9. Disseminate fire support plan.
10. Adjust the fire support plan based on METT-TSL.

REFERENCES:

1. FM 7-90 Tactical Employment of Mortars
2. FMFM 2-7 Fire Support in MAGTF Operations
3. FMFM 6-4 Marine Rifle Company/Platoon
4. MCRP 3-11.1A Commander's Tactical Handbook
5. MCWP 3-16 Fire Support Coordination in the Ground Combat Element
6. MCWP 3-16.6A Supporting Arms Observer, Spotter and Controller (FMFM 6-8)
7. MCWP 3-23 Offensive Air Support
8. MCWP 3-23.1 Close Air Support

MISCELLANEOUS:

ADMINISTRATIVE INSTRUCTIONS: 1. Requirement to satisfy 12-month sustainment interval is not limited to live fire exercises. CAST facilities, sand table and terrain models will suffice. 2. Simulation may be used as an alternative to performing this task in the field or live fire.

RECPLAN-2412: Conduct Surveillance Mission Planning

EVALUATION-CODED: NO

SUSTAINMENT INTERVAL: 12 months

MOS PERFORMING: 0321

BILLETS: Recon Team Leader

GRADES: SGT, SSGT

INITIAL TRAINING SETTING: FORMAL

CONDITION: Given a mission, a recon team, an area of operations, and provided laptops and current unit baseline containing Microsoft Windows, Word, PowerPoint and Excel.

STANDARD: By following the Troop Leading Steps BAMCIS to provide effective instruction resulting in the coordinated execution of a surveillance mission within a given time period.

PERFORMANCE STEPS:

1. Determine surveillance purpose and mission overview.
2. Determine the operational environment.
3. Adapt to the operational environment.
4. Conduct mission analysis.
5. Utilize Intelligence cycle.
6. Determine surveillance profile.
7. Develop courses of action.
8. Develop the unit scheme of maneuver.

9. Develop the unit fire support plan.
10. Task organize the unit.
11. Plan for integration of support assets.
12. Develop annexes, as required.
13. Issue the order.

REFERENCES:

1. FM 3-05 Army Special Operations Forces
2. FM 3-05.204 Special Forces Special Reconnaissance
3. MCWP 2-25 Ground Reconnaissance Operations
4. SH 21-76 Ranger Handbook

SUPPORT REQUIREMENTS:

ROOMS/BUILDINGS: All or one of the following: forward operating base; isolation facility for mission prep.

EQUIPMENT: Materials for planning to include but not limited to: (Portable or Desktop Computers, External Hard Drives, Unclassified and Classified Internet Access, Dry Erase Board, Flip Charts, Dry Erase Markers, Pens/Pencils, Printer, Printer Paper, Printer Ink, Maps of Operational Area, Proxima Projector, Projector Screen or Flat Panel Television with required cable for use with Portable Laptop, Extension Cords, Power Strips).

UNITS/PERSONNEL: Reconnaissance Team; Higher HQ; S2 Representative.

OTHER SUPPORT REQUIREMENTS: CEOI; Scenario script for role players and/or opposing forces; Scenario script; Communications load sets as per the CEOI.

MISCELLANEOUS:

SPECIAL PERSONNEL CERTS: HRST; RSO; SIO; JTAC, JFO.

RECN-PLAN-2413: Integrate Technical Support to Surveillance Operations

EVALUATION-CODED: NO

SUSTAINMENT INTERVAL: 12 months

MOS PERFORMING: 0321

BILLETS: Recon Team Leader

GRADES: SGT, SSGT

INITIAL TRAINING SETTING: FORMAL

CONDITION: Given a mission, area of operations, a specific objective (person, object or place) and required equipment.

STANDARD: By conducting mission analysis to identify resources required to fulfill PIRs and CCIRs.

PERFORMANCE STEPS:

1. Identify technical support that is required for the surveillance operation.
2. Integrate technical capabilities into the operation.
3. Plan post mission activities for technical support capabilities.

REFERENCES:

1. Advanced Surveillance Author: Peter Jenkins
 2. MCRP 2-24B Remote Sensor Operations
 3. MCWP 2-1 Intelligence Operations
 4. MCWP 2-2 MAGTF Intelligence Collection
-

RECN-PLAN-2414: Issue a patrol order

EVALUATION-CODED: NO

SUSTAINMENT INTERVAL: 12 months

MOS PERFORMING: 0321

BILLETS: Recon Team Leader

GRADES: SGT, SSGT

INITIAL TRAINING SETTING: FORMAL

CONDITION: Given a mission, required equipment, and an operations order from higher headquarters.

STANDARD: By following the Troop Leading Steps BAMCIS to provide effective instruction resulting in the coordinated execution of the mission.

PERFORMANCE STEPS:

1. Receive the mission order from higher unit.
2. Analyze higher units order.
3. Determine the mission from higher headquarters' mission, commander's intent, and specified tasks.
4. Analyze the enemy situation to determine the effect on the unit.
5. Analyze the friendly situation to determine the effect on the unit.
6. Analyze the effect of attachments and/or detachments on the unit.
7. Analyze the higher scheme of maneuver and fire support plan.
8. Determine availability of resources and assets.
9. Prepare a patrol warning order.
10. Arrange for reconnaissance.
11. Conduct reconnaissance (physical, map, etc.).
12. Develop courses of action based upon mission analysis, terrain, and resource availability.
13. Choose a course of action.
14. Develop the orientation.
15. Develop the situation.
16. Develop a mission statement.
17. Develop the execution.
18. Develop tasking statements.
19. Develop coordinating instructions.

20. Develop administration and logistics.
21. Develop command and signal.
22. Develop appropriate annexes to support specialized maneuver methods.
23. Finalize the plan.
24. Issue the order.

REFERENCES:

1. FM 3-05 Army Special Operations Forces
2. MCRP 3-11.1A Commander's Tactical Handbook
3. MCRP 3-11.2A Marine Troop Leader's Guide
4. MCWP 2-25 Ground Reconnaissance Operations
5. MCWP 3-11.2 Marine Rifle Squad
6. MCWP 5-1 Marine Corps Planning Process (MCP)
7. SH 21-76 Ranger Handbook

RECN-PLAN-2415: Produce a PowerPoint Presentation

EVALUATION-CODED: NO

SUSTAINMENT INTERVAL: 12 months

MOS PERFORMING: 0321

BILLETS: Recon Team Leader

GRADES: SGT, SSGT

INITIAL TRAINING SETTING: FORMAL

CONDITION: In a classroom environment with provided laptops and current unit baseline containing Microsoft Windows, Word, PowerPoint and Excel.

STANDARD: By successfully creating a PowerPoint presentation that includes header and footer information, graphics, charts, photos, and video north seeking arrow and title block information.

PERFORMANCE STEPS:

1. Recognize the use of Operational Presentations.
2. Introduction to PowerPoint.
3. PowerPoint Layout and Toolbars.
4. PowerPoint Master slides.
5. Design a Slide.
6. Insert text.
7. Insert Objects/Graphics.
8. Insert Photos.
9. Insert Video.
10. Presentation Layout.
11. Save a presentation.
12. Layout of Support Props.

REFERENCES:

1. Joint Publication 2-01 Joint and National Intelligence Support for Military Operations
2. MCRP 2-3A Intelligence Preparation of the Battlefield/Battlespace

3. MCRP 3-16A Tactics, Techniques, and Procedures for the Targeting Process

SUPPORT REQUIREMENTS:

MATERIAL: Classified/unclassified intelligence products.

MISCELLANEOUS:

ADMINISTRATIVE INSTRUCTIONS: Based upon the classification of information products being handled, appropriate facilities must be made available such as lockable safes and or secure storage areas.

RECN-PLAN-2416: Construct an Operational Risk Management (ORM) assessment

EVALUATION-CODED: NO

SUSTAINMENT INTERVAL: 1 month

MOS PERFORMING: 0321

BILLETS: Recon Team Leader

GRADES: SGT, SSGT

INITIAL TRAINING SETTING: FORMAL

CONDITION: Given a recon team and an operational environment.

STANDARD: By developing time critical, deliberate, in-depth analysis and controls which reduce or eliminate risk hazards.

PERFORMANCE STEPS:

1. Conduct an operational analysis by listing the major steps of the event.
2. Identify hazards.
3. Identify hazards.
4. List the possible causes of the hazards.
5. Determine the degree of risk for each hazard in terms of severity and probability.
6. Develop controls for each hazard to eliminate the hazard or reduce the risk until the benefit is greater than the risk.
7. Determine residual risk.
8. Make a risk decision.
9. Incorporate the selected controls into SOPs, Letters of Instruction (LOIs), orders, briefs, training, and rehearsals.
10. Communicate selected controls to the lowest level.
11. Implement controls.
12. Enforce standards and controls.
13. Supervise.
14. Remain alert for changes and unexpected developments that require time critical or deliberate ORM.
15. Remain alert for changes and unexpected developments that require time critical or deliberate ORM.

REFERENCES:

1. MCRP 5-12.1C Risk Management - Cancelled w/o replacement
-

RECPLAN-2501: Advise the supported commander on Ground Reconnaissance assets

EVALUATION-CODED: NO

SUSTAINMENT INTERVAL: 12 months

DESCRIPTION: As the SMEs on Ground Reconnaissance assets, the platoon commander and the platoon sergeant must advise supported commanders on the particular and unique nature of specialized Ground Reconnaissance units. Each unit has a unique and critical set of capabilities and limitations. The SME must prevent the misuse of Ground Reconnaissance assets by being the operational advocate for their correct and effective usage.

MOS PERFORMING: 0307, 0321

BILLETS: Recon Platoon Commander, Recon Platoon Sergeant

GRADES: GYSGT, 2NDLT, 1STLT, CAPT

INITIAL TRAINING SETTING: FORMAL

CONDITION: Given a Ground Reconnaissance unit and appropriate briefing materials.

STANDARD: Prior to the mission and ensuring all performance steps are accomplished.

PERFORMANCE STEPS:

1. Provide the supported commander the capabilities of Ground Reconnaissance units.
2. Provide the supported commander the limitations of Ground Reconnaissance units.
3. Provide the supported commander accepted and effective Tactics, Techniques, and Procedures (TTPs) employed by Ground Reconnaissance units.
4. Identify missions and tasks that are beyond the scope of Ground Reconnaissance units.
5. Validate appropriate tasks for Ground Reconnaissance units.
6. Provide the supported commander effective employment techniques of Ground Reconnaissance units.

REFERENCES:

1. GAET Guidebook for Assault Entry Techniques, Volume I and II
2. MCDP 1-0 Marine Corps Operations
3. MCO 3120.11 Marine Corps Parachuting Policy and Program Administration
4. MCO 3150.4 Diving Policy and Administration
5. MCO 3500.42A W/ ERRATUM Marine Corps Helicopter Rope Suspension Training Policy (HRST) and Program Administration
6. MCRP 2-25A Reconnaissance Reports Guide
7. MCRP 2-3A Intelligence Preparation of the Battlefield/Battlespace
8. MCRP 3-11.3A Special Forces Waterborne Operations (TC 31-25)

9. MCRP 3-11.4A Helicopter Rope Suspension Techniques (HRST) Operations
10. MCRP 3-16A Tactics, Techniques, and Procedures for the Targeting Process
11. MCRP 3-35.9A Multi-Service Tactics, Techniques, and Procedures for military diving operations
12. MCWP 2-1 Intelligence Operations
13. MCWP 2-12 MAGTF Intelligence Production and Analysis
14. MCWP 2-24B Remote Sensor Operations
15. MCWP 2-25 Ground Reconnaissance Operations
16. MCWP 3-1 Ground Combat Operations
17. MCWP 3-11.1 Marine Rifle Company/ Platoon
18. MCWP 3-11.3 Scouting and Patrolling
19. MCWP 3-11.4 Helicopterborne Operations
20. MCWP 3-11.5 Marine Infantry Battalion
21. MCWP 3-15.3 Scout Sniping
22. MCWP 3-15.6 Military Free-Fall Parachuting Tactics, Techniques, and Procedures
23. MCWP 3-15.7 Static-Line Parachuting Techniques and Training
24. MCWP 5-1 Marine Corps Planning Process (MCPPE)
25. SH 21-76 Ranger Handbook
26. V I U.S. Navy Dive Manual
27. V II U.S. Navy Dive Manual

RECPLAN-2502: Conduct detailed Ground Reconnaissance planning

EVALUATION-CODED: NO

SUSTAINMENT INTERVAL: 12 months

DESCRIPTION: Ground Reconnaissance units require planning and employment consideration far more detailed than that of a traditional GCE element; the isolated nature of their employment and limited defensive capabilities necessitate this requirement. Expeditionary Ground Reconnaissance officers leading Ground Recon assets must thoroughly and intricately plan out ALL aspects of a Ground Recon mission. These planning considerations may include, but are not limited to: unit T/O, unit T/E, mission preparation, insertion methods, infiltration routes, release point locations, actions on the objective, exfiltration routes, actions on compromise, emergency plan of action, evasion routes, incorporation of the supported units SOM, meeting the collection requirements, and extraction methods. Additionally, Ground Reconnaissance unit leaders must incorporate support planning into their process as well, to include fire support considerations, coordinating with partnered units, coordinating air/sea movement assets, and coordinating logistical support. Sustainment of this event is only required of Expeditionary Ground Reconnaissance officers assigned as recon unit leaders.

MOS PERFORMING: 0307, 0321

BILLETS: Recon Platoon Commander, Recon Platoon Sergeant

GRADES: GYSGT, 2NDLT, 1STLT, CAPT

INITIAL TRAINING SETTING: FORMAL

CONDITION: Given a mission, required equipment, and an operations order from higher headquarters.

STANDARD: By following the Troop Leading Steps BAMCIS to provide effective instruction resulting in the coordinated execution of the mission.

PERFORMANCE STEPS:

1. Conduct detailed Ground Recon mission analysis.
2. Develop task-organized and mission specific T/O and T/E.
3. Establish collection/targeting plan to meet collection requirements.
4. Coordinate with adjacent and supporting units for mission support.
5. Coordinate with adjacent and supporting units to de-conflict battlespace, if required.
6. Coordinate with supported unit to ensure Ground Recon mission meets information collection requirements.
7. Conduct detailed insertion planning.
8. Conduct detailed infiltration planning.
9. Conduct detailed planning for actions on the objective.
10. Conduct detailed contingency planning.
11. Conduct detailed planning for exfiltration.
12. Conduct detailed planning for extraction.
13. Establish debrief format and procedures.
14. Provide input to Tab A to Appendix 14 to Annex B.

REFERENCES:

1. MCDP 1-0 Marine Corps Operations
 2. MCO 3120.11 Marine Corps Parachuting Policy and Program Administration
 3. MCO 3150.4 Diving Policy and Administration
 4. MCO 3500.42A W/ ERRATUM Marine Corps Helicopter Rope Suspension Training Policy (HRST) and Program Administration
 5. MCRP 2-25A Reconnaissance Reports Guide
 6. MCRP 2-3A Intelligence Preparation of the Battlefield/Battlespace
 7. MCRP 3-11.3A Special Forces Waterborne Operations (TC 31-25)
 8. MCRP 3-11.4A Helicopter Rope Suspension Techniques (HRST) Operations
 9. MCRP 3-16A Tactics, Techniques, and Procedures for the Targeting Process
 10. MCRP 3-35.9A Multi-Service Tactics, Techniques, and Procedures for military diving operations
 11. MCWP 2-1 Intelligence Operations
 12. MCWP 2-12 MAGTF Intelligence Production and Analysis
 13. MCWP 2-24B Remote Sensor Operations
 14. MCWP 2-25 Ground Reconnaissance Operations
 15. MCWP 3-1 Ground Combat Operations
 16. MCWP 3-11.2 Marine Rifle Squad
 17. MCWP 3-11.3 Scouting and Patrolling
 18. MCWP 3-11.4 Helicopterborne Operations
 19. MCWP 3-15.6 Military Free-Fall Parachuting Tactics, Techniques, and Procedures
 20. MCWP 3-15.7 Static-Line Parachuting Techniques and Training
 21. MCWP 5-1 Marine Corps Planning Process (MCPF)
 22. SH 21-76 Ranger Handbook
 23. V I U.S. Navy Dive Manual
 24. V II U.S. Navy Dive Manual
-

RECN-PLAN-2503: Lead Platoon operations in an Isolation Facility

EVALUATION-CODED: NO SUSTAINMENT INTERVAL: 12 months

MOS PERFORMING: 0307, 0321

BILLETS: Recon Platoon Commander, Recon Platoon Sergeant

GRADES: GYSGT, 2NDLT, 1STLT, CAPT

INITIAL TRAINING SETTING: FORMAL

CONDITION: Given a recon platoon, a mission, required equipment, and an established or temporary isolation facility (ISOFAC).

STANDARD: By ensuring that the planning location is organized and secure.

PERFORMANCE STEPS:

1. Supervise and direct the proper organization of the ISOFAC.
2. Enforce and inspect strict OPSEC measures in accordance with the references.
3. Supervise, direct, and inspect the sterilization of the ISOFAC after use.

REFERENCES:

1. ARTEP 31-807-30-MTP Mission Training Plan for Special Forces Operational Detachment ALPHA
2. FM 3-55.93 Long Range Surveillance Operations
3. MCWP 2-25 Ground Reconnaissance Operations

SUPPORT REQUIREMENTS:

RANGE/TRAINING AREA: Facility Code 17330 Covered Training Area

RECN-PLAN-2504: Issue a warning order

EVALUATION-CODED: NO SUSTAINMENT INTERVAL: 12 months

MOS PERFORMING: 0307, 0321

BILLETS: Recon Platoon Commander, Recon Platoon Sergeant

GRADES: GYSGT, 2NDLT, 1STLT, CAPT

INITIAL TRAINING SETTING: FORMAL

CONDITION: Given subordinate units, an operations order or a mission and a commander's intent from higher, and considering the situation, unit capabilities, and time available.

STANDARD: To facilitate concurrent preparation of subordinate unit(s) with reconnaissance and detailed planning.

PERFORMANCE STEPS:

1. Begin planning.
2. Analyze higher headquarters order.
3. Conduct METT-TSL.
4. Analyze civilian considerations, as appropriate (Areas, Structures, Capabilities, Organizations, Personnel, Events - ASCOPE).
5. Determine task organization.
6. Consider time line.
7. Develop the situation paragraph.
8. Develop the mission.
9. Develop the tentative scheme of maneuver.
10. Develop coordinating instructions.
11. Develop special instructions to subordinate leaders, special purpose teams, and/or key individuals.
12. Develop remaining elements of the operations order, time and information permitting.
13. Designate orders group.
14. Post or brief warning order.

REFERENCES:

1. MCDP 1-0 Marine Corps Operations, Sep 2001
2. MCO 3120.11 Marine Corps Parachuting Policy and Program Administration
3. MCO 3150.4 Diving Policy and Administration
4. MCO 3500.42A W/ ERRATUM Marine Corps Helicopter Rope Suspension Training Policy (HRST) and Program Administration
5. MCRP 2-25A Reconnaissance Reports Guide
6. MCRP 2-3A Intelligence Preparation of the Battlefield/Battlespace
7. MCRP 3-11.3A Special Forces Waterborne Operations (TC 31-25)
8. MCRP 3-11.4A Helicopter Rope Suspension Techniques (HRST) Operations
9. MCRP 3-16A Tactics, Techniques, and Procedures for the Targeting Process
10. MCRP 3-35.9A Multi-Service Tactics, Techniques, and Procedures for military diving operations
11. MCWP 2-1 Intelligence Operations
12. MCWP 2-12 MAGTF Intelligence Production and Analysis
13. MCWP 2-24B Remote Sensor Operations
14. MCWP 2-25 Ground Reconnaissance Operations
15. MCWP 3-1 Ground Combat Operations
16. MCWP 3-11.2 Marine Rifle Squad
17. MCWP 3-11.3 Scouting and Patrolling
18. MCWP 3-11.4 Helicopterborne Operations
19. MCWP 3-15.6 Military Free-Fall Parachuting Tactics, Techniques, and Procedures
20. MCWP 3-15.7 Static-Line Parachuting Techniques and Training
21. MCWP 5-1 Marine Corps Planning Process (MCP)
22. SH 21-76 Ranger Handbook
23. V I U.S. Navy Dive Manual
24. V II U.S. Navy Dive Manual

MISCELLANEOUS:

ADMINISTRATIVE INSTRUCTIONS: Warning orders are applicable but not limited to combat or training.

RECPLAN-2505: Lead Platoon Preparations for Combat

EVALUATION-CODED: NO SUSTAINMENT INTERVAL: 12 months

MOS PERFORMING: 0307, 0321

BILLETS: Recon Platoon Commander, Recon Platoon Sergeant

GRADES: GYSGT, 2NDLT, 1STLT, CAPT

INITIAL TRAINING SETTING: FORMAL

CONDITION: Given a mission and required equipment.

STANDARD: By ensuring the unit is prepared to accomplish the mission.

PERFORMANCE STEPS:

1. Give the warning order.
2. Supervise and direct preparations in accordance with warning order.
3. Supervise and direct the preparation for specific teams/billets.
4. Supervise and direct the planning process.
5. Lead rehearsals.
6. Give the order.
7. Give the order.
8. Supervise and direct the test firing of assigned weapons.

REFERENCES:

1. MCWP 2-25 Ground Reconnaissance Operations
 2. MCWP 5-1 Marine Corps Planning Process (MCP)
-

RECPLAN-2506: Develop a Scheme of Maneuver

EVALUATION-CODED: NO SUSTAINMENT INTERVAL: 12 months

MOS PERFORMING: 0307, 0321

BILLETS: Recon Platoon Commander, Recon Platoon Sergeant

GRADES: GYSGT, 2NDLT, 1STLT, CAPT

INITIAL TRAINING SETTING: FORMAL

CONDITION: Given subordinate units, an operations order or a mission and a commander's intent from higher, and considering the situation, unit capabilities, and time available.

STANDARD: By conducting mission analysis to identify resources and preparing for contingencies.

PERFORMANCE STEPS:

1. Verify status of men, weapons, and equipment.
2. Develop plan of action utilizing newly acquired information.

3. Send required reports to Higher Headquarters.
4. Assemble personnel.
5. Brief personnel.

REFERENCES:

1. MCWP 2-25 Ground Reconnaissance Operations
 2. MCWP 3-11.3 Scouting and Patrolling
 3. MCWP 5-1 Marine Corps Planning Process (MCP)P)
 4. SH 21-76 Ranger Handbook
-

RECPLAN-2507: Integrate precision fires into the ground scheme of maneuver

EVALUATION-CODED: NO

SUSTAINMENT INTERVAL: 12 months

DESCRIPTION: Ground Reconnaissance assets are capable of delivering precision fires in support of a supported commanders scheme of maneuver. Ground Reconnaissance leaders must understand the principals of precision fires and advise supported commanders on the best methods to employ and deliver these fires.

MOS PERFORMING: 0307, 0321

BILLETS: Recon Platoon Commander, Recon Platoon Sergeant

GRADES: GYSGT, 2NDLT, 1STLT, CAPT

INITIAL TRAINING SETTING: FORMAL

CONDITION: Given a mission, commanders intent, required personnel, required equipment, and C4I-related infrastructure and equipment.

STANDARD: By providing the Commander with the capabilities and limitations of the sniper element in support of the given mission.

PERFORMANCE STEPS:

1. Conduct detailed ground scheme of maneuver analysis.
2. Develop task-organized and mission specific T/O and T/E.
3. Establish targeting criteria and precedence/priority to meet mission requirements.
4. Coordinate with adjacent and higher units for actions in-conjunction with precision fires (assault elements, breaching charges, etc.).
5. Coordinate with SJA or other legal and Rule of Engagement SMEs to ensure compliance with shoot/no-shoot criteria.

REFERENCES:

1. The Complete Book of U.S. Sniping Peter R. Senich
 2. FM 3-05.222 U.S. Army Special Forces Sniper Training and Employment
 3. FMFM 1-3B Sniping
 4. MCWP 2-25 Ground Reconnaissance Operations
 5. MCWP 3-15.3 Scout Sniping
-

RECPLAN-2508: Develop a route plan

EVALUATION-CODED: NO SUSTAINMENT INTERVAL: 12 months

MOS PERFORMING: 0307, 0321

BILLETS: Recon Platoon Commander, Recon Platoon Sergeant

GRADES: GYSGT, 2NDLT, 1STLT, CAPT

INITIAL TRAINING SETTING: FORMAL

CONDITION: Given a mission, commanders intent, required personnel, required equipment, and C4I-related infrastructure and equipment.

STANDARD: By ensuring the maximum use of terrain and vegetation to avoid detection.

PERFORMANCE STEPS:

1. Analyze the mission.
2. Analyze the enemy disposition.
3. Analyze troops and fire support availability.
4. Analyze key terrain features.
5. Analyze terrain with respect to observation and fields of fire.
6. Analyze terrain with respect to cover and concealment.
7. Analyze terrain with respect to obstacles.
8. Analyze the human terrain and impacts on operations.
9. Determine danger areas.
10. Analyze terrain with respect to avenues of approach.
11. Analyze the effects of weather.
12. Analyze time and distance requirements.
13. Determine logistical support requirements.
14. Determine the primary and alternate routes based on a thorough analysis of METT-TSL.
15. Determine checkpoints that will facilitate control of movement.
16. Determine steering marks that will facilitate control of navigation.
17. Conduct route coordination with adjacent and higher units.

REFERENCES:

1. MCWP 2-25 Ground Reconnaissance Operations
2. MCWP 5-1 Marine Corps Planning Process (MCP)
3. SH 21-76 Ranger Handbook

RECPLAN-2509: Prepare an operation overlay

EVALUATION-CODED: NO SUSTAINMENT INTERVAL: 12 months

MOS PERFORMING: 0307, 0321

BILLETS: Recon Platoon Commander, Recon Platoon Sergeant

GRADES: GYSGT, 2NDLT, 1STLT, CAPT

INITIAL TRAINING SETTING: FORMAL

CONDITION: Given an operation order, map, overlay material, assorted color map pens, protractor, templates, and C4 Suite.

STANDARD: To graphically depict the scheme of maneuver.

PERFORMANCE STEPS:

1. Orient the overlay to the area of operation.
2. Place register marks on the overlay.
3. Plot topographical deviations to the map.
4. Plot mission control measures.
5. Plot fire support control measures.
6. Plot friendly symbols.
7. Plot threat symbols.
8. Annotate title and objective.
9. Annotate marginal information.
10. Annotate security classification.
11. Receive approval for the operation overlay from the operations officer.
12. Distribute copies of the operation overlay as required.

REFERENCES:

1. FM 3-25.26 Map Reading and Land Navigation
 2. MCRP 5-12A Operational Terms and Graphics
-

RECN-PLAN-2510: Develop a communications plan

EVALUATION-CODED: NO

SUSTAINMENT INTERVAL: 12 months

DESCRIPTION: As the tactical course of action is converted into the concept of operations and the operation order is crafted, the communications chief translates the communication concept of support into the communications concept of operations and develops the communication plan. The purpose of the communication plan is to provide clarity and promote shared understanding. Once the communication plan is issued, the platoon can then transition to briefing the plan, preparing equipment, and conducting inspections and radio checks.

MOS PERFORMING: 0307, 0321

BILLETS: Recon Platoon Commander, Recon Platoon Sergeant

GRADES: GYSGT, 2NDLT, 1STLT, CAPT

INITIAL TRAINING SETTING: FORMAL

CONDITION: Given a mission, approved course of action, task organization, required equipment, higher headquarters Annex K and communication concept of support.

STANDARD: Within a timeline provided by the commander that satisfies the commander's communications system requirements for command and control.

PERFORMANCE STEPS:

1. Develop a radio network plan.
2. Determine satellite access requirements.
3. Determine multiplexing network requirements.
4. Determine multiplexing network requirements.
5. Determine communication security requirements.
6. Submit communications system requirements to higher headquarters.
7. Integrate communications system architecture within higher headquarters communications system architecture.
8. Prepare a communications plan.
9. Disseminate the communications plan.
10. Conduct equipment preparation.
11. Conduct radio checks and rehearsals.

REFERENCES:

1. MCWP 2-25 Ground Reconnaissance Operations
 2. MCWP 3-40.3 MAGTF Communications System
 3. MCWP 5-1 Marine Corps Planning Process (MCP)
-

RECN-PLAN-2511: Develop a sustainment plan

EVALUATION-CODED: NO

SUSTAINMENT INTERVAL: 12 months

MOS PERFORMING: 0307, 0321

BILLETS: Recon Platoon Commander, Recon Platoon Sergeant

GRADES: GYSGT, 2NDLT, 1STLT, CAPT

INITIAL TRAINING SETTING: FORMAL

CONDITION: Given a mission, commanders intent, required equipment and personnel.

STANDARD: Within a timeline provided by the commander that ensures equipment and personnel are sustained in accordance with the unit's concept of support and mission accomplishment.

PERFORMANCE STEPS:

1. Identify unit on hand (TO/TE) strengths
2. Identify organic capabilities
3. Identify support relationships
4. Prepare concept of support
5. Coordinate transportation requirements
6. Coordinate maintenance requirements
7. Coordinate engineering requirements
8. Coordinate supply requirements by Class' I-X
9. Coordinate medical requirements
10. Coordinate ammunition requirements
11. Coordinate detainee operations requirements
12. Coordinate external support
13. Determine priority of support

14. Identify critical shortfalls

REFERENCES:

1. MCDP 4 Logistics
2. MCO P8020.10A Marine Corps Ammunition Management and Explosives Safety Policy
3. MCWP 2-25 Ground Reconnaissance Operations
4. MCWP 4-1 Logistics Operations
5. MCWP 4-11.4 Maintenance Operations
6. MCWP 4-11.7 MAGTF Supply Operations
7. MCWP 4-11.8 Services in an Expeditionary Environment
8. MCWP 5-1 Marine Corps Planning Process (MCP)

RECPLAN-2512: Develop a target list worksheet/scheduling worksheet

EVALUATION-CODED: NO

SUSTAINMENT INTERVAL: 12 months

MOS PERFORMING: 0307, 0321

BILLETS: Recon Platoon Commander, Recon Platoon Sergeant

GRADES: GYSGT, 2NDLT, 1STLT, CAPT

INITIAL TRAINING SETTING: FORMAL

CONDITION: Given commander's guidance, the execution paragraph of the operations order, target list worksheets, scheduling worksheets, fire support overlay, operations overlay, paper, plotting equipment, fire support agency representatives, lists of targets from subordinate units, and assigned targeting numbers.

STANDARD: To plan and allocate fires in support of the scheme of maneuver.

PERFORMANCE STEPS:

1. Identify targets that support the scheme of maneuver and fire support plan using PLOTTCR (Purpose, Location, Observer, Target information, Communication link/Controller, Requirements).
2. Plot targets on an overlay, identifying opportunities for multiple target engagements.
3. Prepare and submit a target list worksheet.
4. Prepare a scheduling worksheet.
5. Disseminate the completed worksheets to all Fire Support Teams (FST) and other pertinent units.
6. Monitor the operation to ensure the target list and scheduling worksheets are executed properly and updated, as necessary.

REFERENCES:

1. FM 6-20-40 Fire Support for Brigade Operations (Heavy)
2. MCRP 5-12A Operational Terms and Graphics
3. MCWP 3-16 Fire Support Coordination in the Ground Combat Element

MISCELLANEOUS:

ADMINISTRATIVE INSTRUCTIONS: Live fire is not required to satisfy sustainment interval.

RECPLAN-2513: Develop a fire support coordination overlay

EVALUATION-CODED: NO **SUSTAINMENT INTERVAL:** 12 months

MOS PERFORMING: 0307, 0321

BILLETS: Recon Ops/Logistics NCO, Recon Platoon Commander, Recon Platoon Sergeant

GRADES: SSGT, GYSGT, 2NDLT, 1STLT, CAPT

INITIAL TRAINING SETTING: FORMAL

CONDITION: Given a fire support plan, commander's concept of operation, commander's fire support guidance, map, overlay material, assorted color map pens, protractor, templates, and C4 Suite.

STANDARD: To graphically depict the fire support plan that compliments the scheme of maneuver.

PERFORMANCE STEPS:

1. Orient the overlay to the area of operation.
2. Place register marks on the overlay.
3. Plot targets on overlay.
4. Plot Coordinate Firing Line (CFL).
5. Plot Fire Support Coordination Line (FSCL).
6. Plot Battlespace Coordination Line (BCL).
7. Plot Free Fire Areas (FFA).
8. Plot Restrictive Fire Line (RFL).
9. Plot No Fire Areas (NFA).
10. Plot Restrictive Fire Areas (RFA).
11. Plot Air-Space Coordination Area (ACA).
12. Plot Target Area of Interest (TAI).
13. Plot Fire Support Areas (FSA).
14. Plot Target Reference Point (TRP).
15. Submit overlay to Fire Support Coordinator for approval.
16. Distribute copies of overlay as required.

REFERENCES:

1. MCRP 3-16A Tactics, Techniques, and Procedures for the Targeting Process
2. MCRP 3-16C Tactics, Techniques, and Procedures for Fire Support for the Combined Arms Commander
3. MCWP 3-16 Fire Support Coordination in the Ground Combat Element
4. MCWP 3-16.1 Artillery Operations
5. MCWP 3-16.4 Tactics, Techniques and Procedures for the Field Artillery Manual Cannon Gunnery
6. MCWP 3-23 Offensive Air Support
7. MCWP 3-23.1 Close Air Support

MISCELLANEOUS:

ADMINISTRATIVE INSTRUCTIONS: Live fire is not required to satisfy sustainment interval.

RECPLAN-2514: Develop an Evasion Plan of Action (EPA)

EVALUATION-CODED: NO SUSTAINMENT INTERVAL: 12 months

DESCRIPTION: This task provides the procedure for producing an Evasion Plan of Action (EPA).

MOS PERFORMING: 0307, 0321

BILLETS: Recon Platoon Commander, Recon Platoon Sergeant

GRADES: SSGT, GYSGT, 2NDLT, 1STLT, CAPT

INITIAL TRAINING SETTING: FORMAL

CONDITION: Given all required personnel, and C4I-related infrastructure and equipment.

STANDARD: By developing an EPA in accordance with theater requirements ensuring the recovery of personnel.

PERFORMANCE STEPS:

1. Develop EPA.
2. Disseminate EPA.

REFERENCES:

1. JP 3-50 Personnel Recovery
2. JP 3-50.3 Evasion and Recovery 1996
3. MCRP 3-02H Survival, Evasion, and Recovery
4. MCWP 2-25 Ground Reconnaissance Operations

SUPPORT REQUIREMENTS:

RANGE/TRAINING AREA:

Facility Code 17330 Covered Training Area
Facility Code 17410 Maneuver/Training Area, Light Forces

RECPLAN-2515: Conduct Surveillance Mission Planning

EVALUATION-CODED: NO SUSTAINMENT INTERVAL: 12 months

MOS PERFORMING: 0307, 0321

BILLETS: Recon Ops/Logistics NCO, Recon Platoon Commander, Recon Platoon Sergeant

GRADES: SSGT, GYSGT, 2NDLT, 1STLT, CAPT

INITIAL TRAINING SETTING: FORMAL

CONDITION: Given a mission, required personnel and equipment, an area of operations, and provided laptops and current unit baseline containing Microsoft Windows, Word, PowerPoint and Excel.

STANDARD: By following the Troop Leading Steps BAMCIS to provide effective instruction resulting in the coordinated execution of a surveillance mission within a given time period.

PERFORMANCE STEPS:

1. Determine surveillance purpose and mission overview.
2. Determine the operational environment.
3. Adapt to the operational environment.
4. Conduct mission analysis.
5. Utilize Intelligence cycle.
6. Determine surveillance profile.
7. Develop courses of action.
8. Develop the unit scheme of maneuver.
9. Develop the unit fire support plan.
10. Task organize the unit.
11. Plan for integration of support assets.
12. Develop annexes, as required.
13. Issue the order.

REFERENCES:

1. FM 3-05 Army Special Operations Forces
2. FM 3-05.204 Special Forces Special Reconnaissance
3. MCWP 2-25 Ground Reconnaissance Operations
4. SH 21-76 Ranger Handbook

SUPPORT REQUIREMENTS:

ROOMS/BUILDINGS: All or one of the following: forward operating base; isolation facility for mission prep.

MATERIAL: Materials for planning to include but not limited to: (Portable or Desktop Computers, External Hard Drives, Unclassified and Classified Internet Access, Dry Erase Board, Flip Charts, Dry Erase Markers, Pens/Pencils, Printer, Printer Paper, Printer Ink, Maps of Operational Area, Proxima Projector, Projector Screen or Flat Panel Television with required cable for use with Portable Laptop, Extension Cords, Power Strips).

UNITS/PERSONNEL: Reconnaissance Team; Higher HQ; S2 Representative.

OTHER SUPPORT REQUIREMENTS: CEOI; Scenario script for role players and/or opposing forces; Scenario script; Communications load sets as per the CEOI.

MISCELLANEOUS:

SPECIAL PERSONNEL CERTS: HRST; RSO; SIO; JTAC, JFO.

RECPLAN-2516: Integrate Technical Support to Surveillance Operations

EVALUATION-CODED: NO

SUSTAINMENT INTERVAL: 6 months

MOS PERFORMING: 0307, 0321

BILLETS: Recon Ops/Logistics NCO, Recon Platoon Commander, Recon Platoon Sergeant

GRADES: SSGT, GYSGT, 2NDLT, 1STLT, CAPT

INITIAL TRAINING SETTING: FORMAL

CONDITION: Given a mission, area of operations, a specific objective (person, object or place) and required equipment.

STANDARD: By conducting mission analysis to identify resources required to fulfill PIRs and CCIRs.

PERFORMANCE STEPS:

1. Identify technical support that is required for the surveillance operation.
2. Integrate technical capabilities into the operation.
3. Plan post mission activities for technical support capabilities.

REFERENCES:

1. Advanced Surveillance Author: Peter Jenkins
 2. MCWP 2-1 Intelligence Operations
 3. MCWP 2-2 MAGTF Intelligence Collection
 4. MCWP 2-24B Remote Sensor Operations
-

RECPLAN-2517: Issue an operation order

EVALUATION-CODED: NO

SUSTAINMENT INTERVAL: 12 months

MOS PERFORMING: 0307, 0321

BILLETS: Recon Ops/Logistics NCO, Recon Platoon Commander, Recon Platoon Sergeant

GRADES: SSGT, GYSGT, 2NDLT, 1STLT, CAPT

INITIAL TRAINING SETTING: FORMAL

CONDITION: Given subordinate units, an operations order or a mission and a commander's intent from higher, and considering the situation, unit capabilities, and time available.

STANDARD: To communicate a complete, realistic, and tactically sound plan that accomplishes the mission.

PERFORMANCE STEPS:

1. Begin planning.
2. Analyze higher headquarters order.
3. Analyze higher headquarters order.
4. Analyze civilian considerations, as appropriate (Areas, Structures, Capabilities, Organizations, Personnel, Events - ASCOPE).
5. Task organize the unit.
6. Arrange Reconnaissance.
7. Make Reconnaissance.
8. Develop the plan.
9. Develop the orientation.
10. Develop the enemy situation.
11. Develop the friendly situation.
12. Incorporate attachments and/or detachments in the plan.
13. Develop the mission.
14. Develop the commander's intent.
15. Develop the scheme of maneuver.
16. Develop the fire support plan.
17. Develop the tasks to subordinate, supporting, and attached units.
18. Develop the coordinating instructions that apply to two or more units.
19. Develop the administration and logistics plan.
20. Develop the command and signal plan.
21. Develop Annexes that support the operation order and specialized forms of maneuver.
22. Designate an orders group, if applicable.
23. Assemble the unit around the terrain model/role call/time hack.
24. Orient unit leaders to terrain model.
25. Issue entire order before taking questions.
26. Use terrain model, graphic, and/or overlay to reinforce understanding of the order.
27. Receive brief backs/confirmation briefs to ensure appropriate actions.
28. Supervise preparation and execution.

REFERENCES:

1. MCDP 1-0 Marine Corps Operations, Sep 2001
2. MCO 3120.11 Marine Corps Parachuting Policy and Program Administration
3. MCO 3150.4 Diving Policy and Administration
4. MCO 3500.42A W/ERRATUM Marine Corps Helicopter Rope Suspension Training Policy (HRST) and Program Administration
5. MCRP 2-25A Reconnaissance Reports Guide
6. MCRP 2-3A Intelligence Preparation of the Battlefield/Battlespace
7. MCRP 3-11.3A Special Forces Waterborne Operations (TC 31-25)
8. MCRP 3-11.4A Helicopter Rope Suspension Techniques (HRST) Operations
9. MCRP 3-16A Tactics, Techniques, and Procedures for the Targeting Process
10. MCRP 3-35.9A Multi-Service Tactics, Techniques, and Procedures for military diving operations
11. MCWP 2-1 Intelligence Operations
12. MCWP 2-12 MAGTF Intelligence Production and Analysis
13. MCWP 2-24B Remote Sensor Operations
14. MCWP 2-25 Ground Reconnaissance Operations
15. MCWP 3-1 Ground Combat Operations
16. MCWP 3-11.2 Marine Rifle Squad
17. MCWP 3-11.3 Scouting and Patrolling
18. MCWP 3-11.4 Helicopterborne Operations

19. MCWP 3-15.6 Military Free-Fall Parachuting Tactics, Techniques, and Procedures
20. MCWP 3-15.7 Static-Line Parachuting Techniques and Training
21. MCWP 5-1 Marine Corps Planning Process (MCPP)
22. SH 21-76 Ranger Handbook
23. V I U.S. Navy Dive Manual
24. V II U.S. Navy Dive Manual

MISCELLANEOUS:

ADMINISTRATIVE INSTRUCTIONS: 1. Subordinate unit leaders have to clearly understand their specified tasks, implied tasks, distribution of labor, and priority of work. 2. While difficult to measure, the delivery of orders should also inspire subordinate confidence in the plan and should be evaluated subjectively. 3. Distance learning courseware supports the development of the order.

RECN-PLAN-2518: Recognize the use of Operational Presentations.

EVALUATION-CODED: NO

SUSTAINMENT INTERVAL: 12 months

MOS PERFORMING: 0307, 0321

BILLETS: Recon Ops/Logistics NCO, Recon Platoon Commander, Recon Platoon Sergeant

GRADES: SSGT, GYSGT, 2NDLT, 1STLT, CAPT

INITIAL TRAINING SETTING: FORMAL

CONDITION: Provided laptops and current unit baseline containing Microsoft Windows, Word, PowerPoint and Excel.

STANDARD: By successfully creating a PowerPoint presentation that includes header and footer information, graphics, charts, photos, and video north seeking arrow and title block information.

PERFORMANCE STEPS:

1. Recognize the use of Operational Presentations.
2. Introduction to PowerPoint.
3. PowerPoint Layout and Toolbars.
4. PowerPoint Masterslides.
5. Design a Slide.
6. Insert text.
7. Insert Objects/Graphics.
8. Insert Photos.
9. Insert Video.
10. Presentation Layout.
11. Presentation Layout.
12. Presentation Layout.

REFERENCES:

1. Joint Publication 2-01 Joint and National Intelligence Support for Military Operations
2. MCRP 2-3A Intelligence Preparation of the Battlefield/Battlespace
3. MCRP 3-16A Tactics, Techniques, and Procedures for the Targeting Process

SUPPORT REQUIREMENTS:

MATERIAL: Classified/unclassified intelligence products.

MISCELLANEOUS:

ADMINISTRATIVE INSTRUCTIONS: Based upon the classification of information products being handled, appropriate facilities must be made available such as lockable safes and or secure storage areas.

RECPLAN-2519: Produce a PowerPoint Presentation

EVALUATION-CODED: NO

SUSTAINMENT INTERVAL: 12 months

DESCRIPTION: Given the high levels of risk associated with the employment of Ground Reconnaissance assets, commanders will require confirmation briefs prior to authorizing their employment. These briefs will allow all units and staff sections involved to fully comprehend the mission, and support requirements of Ground Reconnaissance units. The Ground Reconnaissance unit leader must be capable to fully communicate his plan, planning considerations, and support requirements needed to the commander.

MOS PERFORMING: 0307, 0321

BILLETS: Recon Platoon Commander, Recon Platoon Sergeant

GRADES: GYSGT, 2NDLT, 1STLT, CAPT

INITIAL TRAINING SETTING: FORMAL

CONDITION: Given mission current information, PIRs and CCIRs, and appropriate briefing materials.

STANDARD: At the time appointed and in the time allotted by the commanding officer, incorporating pertinent mission factors, in order to convey an accurate operational picture to the commander and his staff.

PERFORMANCE STEPS:

1. Prepare comprehensive and detailed briefing to commander detailing mission plan.
2. Effectively communicate support requirements for Ground Reconnaissance mission.
3. Ensure all support requirements are being met.
4. Ensure mission meets the commanders objectives.
5. Ensure the adjacent units understand the Ground Reconnaissance mission.
6. Ensure the mission is within the scope of the Ground Reconnaissance units

abilities.

REFERENCES:

1. MCDP 1-0 Marine Corps Operations, Sep 2001
2. MCO 3120.11 Marine Corps Parachuting Policy and Program Administration
3. MCO 3150.4 Diving Policy and Administration
4. MCO 3500.42A W/ ERRATUM Marine Corps Helicopter Rope Suspension Training Policy (HRST) and Program Administration
5. MCRP 2-25A Reconnaissance Reports Guide
6. MCRP 2-3A Intelligence Preparation of the Battlefield/Battlespace
7. MCRP 3-11.3A Special Forces Waterborne Operations (TC 31-25)
8. MCRP 3-11.4A Helicopter Rope Suspension Techniques (HRST) Operations
9. MCRP 3-16A Tactics, Techniques, and Procedures for the Targeting Process
10. MCRP 3-35.9A Multi-Service Tactics, Techniques, and Procedures for military diving operations
11. MCWP 2-1 Intelligence Operations
12. MCWP 2-12 MAGTF Intelligence Production and Analysis
13. MCWP 2-24B Remote Sensor Operations
14. MCWP 2-25 Ground Reconnaissance Operations
15. MCWP 3-1 Ground Combat Operations
16. MCWP 3-11.2 Marine Rifle Squad
17. MCWP 3-11.3 Scouting and Patrolling
18. MCWP 3-15.6 Military Free-Fall Parachuting Tactics, Techniques, and Procedures
19. MCWP 3-15.7 Static-Line Parachuting Techniques and Training
20. MCWP 5-1 Marine Corps Planning Process (MCP)
21. SH 21-76 Ranger Handbook
22. V I U.S. Navy Dive Manual
23. V II U.S. Navy Dive Manual

SUPPORT REQUIREMENTS:

MATERIAL: Classified/unclassified products.

MISCELLANEOUS:

ADMINISTRATIVE INSTRUCTIONS: Based upon the classification of information products being handled, appropriate facilities must be made available such as lockable safes and or secure storage areas.

RECN-PLAN-2520: Coordinate the resupply of a unit

EVALUATION-CODED: NO

SUSTAINMENT INTERVAL: 12 months

MOS PERFORMING: 0307, 0321, 8403, 8427

BILLETS: Recon Ops/Logistics NCO, Recon Platoon Commander, Recon Platoon Corpsman, Recon Platoon Sergeant

GRADES: SSGT, GYSGT, 2NDLT, 1STLT, CAPT, NV-PO-1, NV-CPO

INITIAL TRAINING SETTING: FORMAL

CONDITION: Given a recon platoon, a mission with an implied or specified task requiring the resupply of a unit, and a commander's intent.

STANDARD: To ensure the unit can logistically support the scheme of maneuver.

PERFORMANCE STEPS:

1. Begin detailed logistics planning upon receipt of higher headquarters order.
2. Identify actual, forecasted, and potential shortages in supplies and operational equipment.
3. Consolidate subordinate unit resupply requests.
4. Submit requests early in planning in order to not impair current or future operations.
5. Coordinate link-up point, resupply point(s), distribution point(s), and storage point(s) for equipment and ammunition.
6. Designate a security element and a recovery and distribution element.
7. Ensure supplies are tactically distributed, while maintaining security.
8. Continue with assigned mission.

REFERENCES:

1. FM 3-21.38 Pathfinder Operations
2. FMFM 6-3 Marine Infantry Battalion
3. FMFM 6-4 Marine Rifle Company/Platoon
4. MCWP 4-11 Tactical-Level Logistics

RECPLAN-2521: Construct an Operational Risk Management (ORM) assessment

EVALUATION-CODED: NO

SUSTAINMENT INTERVAL: 12 months

MOS PERFORMING: 0307, 0321

BILLETS: Recon Ops/Logistics NCO, Recon Platoon Commander, Recon Platoon Sergeant

GRADES: SSGT, GYSGT, 2NDLT, 1STLT, CAPT

INITIAL TRAINING SETTING: FORMAL

CONDITION: Given a recon platoon and an operational environment.

STANDARD: By developing controls which reduce or eliminate risk hazards.

PERFORMANCE STEPS:

1. Conduct an operational analysis by listing the major steps of the event.
2. Identify hazards.
3. Assess hazards.
4. List the possible causes of the hazards.
5. Determine the degree of risk for each hazard in terms of severity and probability.
6. Develop controls for each hazard to eliminate the hazard or reduce the risk until the benefit is greater than the risk.

7. Determine residual risk.
8. Make a risk decision.
9. Incorporate the selected controls into SOPs, Letters of Instruction (LOIs), orders, briefs, training, and rehearsals.
10. Communicate selected controls to the lowest level.
11. Implement controls.
12. Enforce standards and controls.
13. Supervise.
14. Remain alert for changes and unexpected developments that require time critical or deliberate ORM.
15. Take corrective action, when necessary.

REFERENCES:

1. MCRP 5-12.1C Risk Management - Cancelled w/o replacement
-

RECN-PLAN-2601: Advise the supported commander on Ground Reconnaissance assets

EVALUATION-CODED: NO

SUSTAINMENT INTERVAL: 12 months

DESCRIPTION: As the SME on Ground Reconnaissance assets, the Ground Reconnaissance leaders must advise supported commanders on the particular and unique nature of specialized Ground Reconnaissance units. Each unit has a unique and critical set of capabilities and limitations. The SME must prevent the misuse of Ground Reconnaissance assets by being the operational advocate for their correct and effective usage.

MOS PERFORMING: 0307, 0321

BILLETS: Recon Company Commander, Recon Company Executive Officer, Recon Company Operations Chief, Recon Company Operations Officer, Recon Company Training Chief

GRADES: GYSGT, MSGT, 1STLT, CAPT, MAJ

INITIAL TRAINING SETTING: MOJT

CONDITION: Given a Ground Reconnaissance unit and appropriate briefing materials.

STANDARD: Prior to the mission and ensuring all performance steps are accomplished.

PERFORMANCE STEPS:

1. Provide the supported commander the capabilities of Ground Reconnaissance units.
2. Provide the supported commander the limitations of Ground Reconnaissance units.
3. Provide the supported commander accepted and effective Tactics, Techniques, and Procedures (TTPs) employed by Ground Reconnaissance units.
4. Identify missions and tasks that are beyond the scope of Ground Reconnaissance units.

5. Validate appropriate tasks for Ground Reconnaissance units.
6. Provide the supported commander effective employment techniques of Ground Reconnaissance units.

REFERENCES:

1. MCDP 1-0 Marine Corps Operations
2. MCO 3120.11 Marine Corps Parachuting Policy and Program Administration
3. MCO 3150.4 Diving Policy and Administration
4. MCO 3500.42A W/ ERRATUM Marine Corps Helicopter Rope Suspension Training Policy (HRST) and Program Administration
5. MCRP 2-25A Reconnaissance Reports Guide
6. MCRP 2-3A Intelligence Preparation of the Battlefield/Battlespace
7. MCRP 3-11.3A Special Forces Waterborne Operations (TC 31-25)
8. MCRP 3-11.4A Helicopter Rope Suspension Techniques (HRST) Operations
9. MCRP 3-16A Tactics, Techniques, and Procedures for the Targeting Process
10. MCRP 3-35.9A Multi-Service Tactics, Techniques, and Procedures for military diving operations
11. MCWP 2-1 Intelligence Operations
12. MCWP 2-12 MAGTF Intelligence Production and Analysis
13. MCWP 2-24B Remote Sensor Operations
14. MCWP 2-25 Ground Reconnaissance Operations
15. MCWP 3-1 Ground Combat Operations
16. MCWP 3-11.2 Marine Rifle Squad
17. MCWP 3-11.3 Scouting and Patrolling
18. MCWP 3-11.4 Helicopterborne Operations
19. MCWP 3-15.6 Military Free-Fall Parachuting Tactics, Techniques, and Procedures
20. MCWP 3-15.7 Static-Line Parachuting Techniques and Training
21. MCWP 5-1 Marine Corps Planning Process (MCP)
22. SH 21-76 Ranger Handbook
23. V I U.S. Navy Dive Manual
24. V II U.S. Navy Dive Manual

RECPLAN-2602: Conduct detailed Ground Reconnaissance planning

EVALUATION-CODED: NO

SUSTAINMENT INTERVAL: 12 months

DESCRIPTION: Ground Reconnaissance units require planning and employment consideration far more detailed than that of a traditional GCE element; the isolated nature of their employment and limited defensive capabilities necessitate this requirement. Expeditionary Ground Reconnaissance leaders leading ground Recon assets must thoroughly and intricately plan out ALL aspects of a Ground Recon mission. These planning considerations may include, but are not limited to: unit T/O, unit T/E, mission preparation, insertion methods, infiltration routes, release point locations, actions on the objective, exfiltration routes, actions on compromise, emergency plan of action, evasion routes, incorporation of the supported units SOM, meeting the collection requirements, and extraction methods. Additionally, Ground Reconnaissance unit leaders must incorporate support planning into their process as well, to include fire support considerations, coordinating with partnered units, coordinating air/sea movement assets, and coordinating logistical support.

MOS PERFORMING: 0307, 0321

BILLETS: Recon Company Commander, Recon Company Executive Officer, Recon Company Operations Chief, Recon Company Operations Officer, Recon Company Training Chief

GRADES: GYSGT, MSGT, 1STLT, CAPT, MAJ

INITIAL TRAINING SETTING: MOJT

CONDITION: Given a mission, required equipment, and an operations order from higher headquarters.

STANDARD: By following the Troop Leading Steps BAMCIS to provide effective instruction resulting in the coordinated execution of the mission.

PERFORMANCE STEPS:

1. Conduct detailed ground R&S mission analysis.
2. Develop task-organized and mission specific T/O and T/E.
3. Establish collection/targeting plan to meet collection requirements.
4. Coordinate with adjacent and supporting units for mission support.
5. Coordinate with supported unit to ensure ground R&S mission meets information collection requirements.
6. Coordinate with supported unit to ensure ground R&S mission meets information collection requirements.
7. Conduct detailed infiltration planning.
8. Conduct detailed planning for actions on the objective.
9. Conduct detailed contingency planning.
10. Conduct detailed planning for exfiltration.
11. Conduct detailed planning for extraction.
12. Establish debrief format and procedures for R&S unit.
13. Provide inputs to Tab A to Appendix 14 to Annex B.

REFERENCES:

1. MCDP 1-0 Marine Corps Operations
2. MCO 3120.11 Marine Corps Parachuting Policy and Program Administration
3. MCO 3150.4 Diving Policy and Administration
4. MCO 3500.42A W/ERRATUM Marine Corps Helicopter Rope Suspension Training Policy (HRST) and Program Administration
5. MCRP 2-25A Reconnaissance Reports Guide
6. MCRP 2-3A Intelligence Preparation of the Battlefield/Battlespace
7. MCRP 3-11.3A Special Forces Waterborne Operations (TC 31-25)
8. MCRP 3-11.4A Helicopter Rope Suspension Techniques (HRST) Operations
9. MCRP 3-16.1A Tactics, Techniques and Procedures for Field Artillery Target Acquisition
10. MCRP 3-35.9A Multi-Service Tactics, Techniques, and Procedures for military diving operations
11. MCWP 2-1 Intelligence Operations
12. MCWP 2-12 MAGTF Intelligence Production and Analysis
13. MCWP 2-24B Remote Sensor Operations
14. MCWP 2-25 Ground Reconnaissance Operations
15. MCWP 3-1 Ground Combat Operations
16. MCWP 3-11.2 Marine Rifle Squad
17. MCWP 3-11.3 Scouting and Patrolling

18. MCWP 3-11.4 Helicopterborne Operations
 19. MCWP 3-15.6 Military Free-Fall Parachuting Tactics, Techniques, and Procedures
 20. MCWP 3-15.7 Static-Line Parachuting Techniques and Training
 21. MCWP 5-1 Marine Corps Planning Process (MCP)
 22. SH 21-76 Ranger Handbook
 23. V I U.S. Navy Dive Manual
 24. V II U.S. Navy Dive Manual
-

RECN-PLAN-2603: Conduct Crisis Action Planning

EVALUATION-CODED: NO

SUSTAINMENT INTERVAL: 12 months

DESCRIPTION: This task provides the procedure for rapid coordination, planning, and execution that must be established and practiced in order to execute assigned missions within the shortest possible time.

MOS PERFORMING: 0307, 0321

BILLETS: Recon Company Commander, Recon Company Corpsman, Recon Company Executive Officer, Recon Company Operations Chief, Recon Company Operations Officer, Recon Company Training Chief

GRADES: GYSGT, MSGT, 1STLT, CAPT, MAJ, NV-CPO, NV-SCPO

INITIAL TRAINING SETTING: MOJT

CONDITION: Given all required personnel and C4I-related infrastructure and equipment.

STANDARD: By rapidly producing, in a required time period, an order within the higher commander's guidance and intent.

PERFORMANCE STEPS:

1. Conduct mission analysis.
2. Conduct COA development.
3. Conduct COA War Game.
4. Conduct COA comparison and decision.
5. Conduct Orders development.
6. Conduct transition.
7. Facilitate time-line.

REFERENCES:

1. JP 5-0 Joint Operation Planning
2. MCDP 1-0 Marine Corps Operations
3. MCDP 5 Planning
4. MCO 3120.11 Marine Corps Parachuting Policy and Program Administration
5. MCO 3150.4 Diving Policy and Administration
6. MCO 3500.42A W/ ERRATUM Marine Corps Helicopter Rope Suspension Training Policy (HRST) and Program Administration
7. MCRP 2-25A Reconnaissance Reports Guide
8. MCRP 2-3A Intelligence Preparation of the Battlefield/Battlespace

9. MCRP 3-11.3A Special Forces Waterborne Operations (TC 31-25)
10. MCRP 3-11.4A Helicopter Rope Suspension Techniques (HRST) Operations
11. MCRP 3-16A Tactics, Techniques, and Procedures for the Targeting Process
12. MCRP 3-35.9A Multi-Service Tactics, Techniques, and Procedures for military diving operations
13. MCWP 2-1 Intelligence Operations
14. MCWP 2-12 MAGTF Intelligence Production and Analysis
15. MCWP 2-24B Remote Sensor Operations
16. MCWP 2-25 Ground Reconnaissance Operations
17. MCWP 3-1 Ground Combat Operations
18. MCWP 3-11.2 Marine Rifle Squad
19. MCWP 3-11.3 Scouting and Patrolling
20. MCWP 3-11.4 Helicopterborne Operations
21. MCWP 3-15.6 Military Free-Fall Parachuting Tactics, Techniques, and Procedures
22. MCWP 3-15.7 Static-Line Parachuting Techniques and Training
23. MCWP 5-1 Marine Corps Planning Process (MCP)
24. SH 21-76 Ranger Handbook
25. V I U.S. Navy Dive Manual
26. V II U.S. Navy Dive Manual

RECPLAN-2604: Direct Company operations in an Isolation Facility

EVALUATION-CODED: NO

SUSTAINMENT INTERVAL: 12 months

MOS PERFORMING: 0307, 0321

BILLETS: Recon Company Commander, Recon Company Executive Officer, Recon Company Operations Chief, Recon Company Operations Officer, Recon Company Training Chief

GRADES: GYSGT, MSGT, 1STLT, CAPT, MAJ

INITIAL TRAINING SETTING: MOJT

CONDITION: Given recon platoon(s), a mission, required equipment, and an established or temporary isolation facility (ISOFAC).

STANDARD: By ensuring that the planning location is organized and secure.

PERFORMANCE STEPS:

1. Supervise and direct the proper organization of the ISOFAC.
2. Enforce and inspect strict OPSEC measures in accordance with the references.
3. Supervise, direct, and inspect the sterilization of the ISOFAC after use.

REFERENCES:

1. ARTEP 31-807-30-MTP Mission Training Plan for Special Forces Operational Detachment ALPHA
2. FM 3-55.93 Long Range Surveillance Operations
3. MCWP 2-25 Ground Reconnaissance Operations

SUPPORT REQUIREMENTS:

RANGE/TRAINING AREA: Facility Code 17330 Covered Training Area

RECN-PLAN-2605: Issue a warning order

EVALUATION-CODED: NO

SUSTAINMENT INTERVAL: 12 months

MOS PERFORMING: 0307, 0321

BILLETS: Recon Company Commander, Recon Company Executive Officer, Recon Company Operations Chief, Recon Company Operations Officer, Recon Company Training Chief

GRADES: GYSGT, MSGT, 1STLT, CAPT, MAJ

INITIAL TRAINING SETTING: MOJT

CONDITION: Given subordinate unit(s), an operations order or a mission and a commander's intent from higher, and considering the situation, unit capabilities, and time available.

STANDARD: To facilitate concurrent preparation of subordinate unit(s) with reconnaissance and detailed planning.

PERFORMANCE STEPS:

1. Begin planning.
2. Analyze higher headquarters order.
3. Conduct METT-TSL.
4. Analyze civilian considerations, as appropriate (Areas, Structures, Capabilities, Organizations, Personnel, Events - ASCOPE).
5. Determine task organization.
6. Consider time line.
7. Develop the situation paragraph.
8. Develop the mission.
9. Develop the tentative scheme of maneuver.
10. Develop coordinating instructions.
11. Develop special instructions to subordinate leaders, special purpose teams, and/or key individuals.
12. Develop remaining elements of the operations order, time and information permitting.
13. Designate orders group.
14. Post or brief warning order.

REFERENCES:

1. MCDP 1-0 Marine Corps Operations
2. MCO 3150.4 Diving Policy and Administration
3. MCO 3500.42A W/ERRATUM Marine Corps Helicopter Rope Suspension Training Policy (HRST) and Program Administration
4. MCRP 2-25A Reconnaissance Reports Guide
5. MCRP 2-3A Intelligence Preparation of the Battlefield/Battlespace
6. MCRP 3-11.3A Special Forces Waterborne Operations (TC 31-25)

7. MCRP 3-11.4A Helicopter Rope Suspension Techniques (HRST) Operations
8. MCRP 3-16A Tactics, Techniques, and Procedures for the Targeting Process
9. MCRP 3-35.9A Multi-Service Tactics, Techniques, and Procedures for military diving operations
10. MCWP 2-1 Intelligence Operations
11. MCWP 2-12 MAGTF Intelligence Production and Analysis
12. MCWP 2-24B Remote Sensor Operations
13. MCWP 2-25 Ground Reconnaissance Operations
14. MCWP 3-1 Ground Combat Operations
15. MCWP 3-11.2 Marine Rifle Squad
16. MCWP 3-11.3 Scouting and Patrolling
17. MCWP 3-11.4 Helicopterborne Operations
18. MCWP 3-15.6 Military Free-Fall Parachuting Tactics, Techniques, and Procedures
19. MCWP 3-15.7 Static-Line Parachuting Techniques and Training
20. MCWP 5-1 Marine Corps Planning Process (MCP)
21. SH 21-76 Ranger Handbook
22. V I U.S. Navy Dive Manual
23. V II U.S. Navy Dive Manual

MISCELLANEOUS:

ADMINISTRATIVE INSTRUCTIONS: Warning orders are applicable but not limited to combat or training.

RECN-PLAN-2606: Direct Preparation for combat operations

EVALUATION-CODED: NO

SUSTAINMENT INTERVAL: 12 months

DESCRIPTION: All Marines know the mission critical information and that the unit(s) are appropriately prepared/equipped to accomplish the mission through order issue, inspections, rehearsals, and subordinate leader brief-backs. The unit's plan has been coordinated with higher, adjacent, and supporting units.

MOS PERFORMING: 0307, 0321

BILLETS: Recon Company Commander, Recon Company Executive Officer, Recon Company Operations Chief, Recon Company Operations Officer, Recon Company Training Chief

GRADES: GYSGT, MSGT, 1STLT, CAPT, MAJ

INITIAL TRAINING SETTING: MOJT

CONDITION: Given an operations order or warning order to conduct combat operations.

STANDARD: In order to accomplish the mission and satisfy commander's intent.

PERFORMANCE STEPS:

1. Begin planning by conducting a mission analysis of higher headquarters'

- order and the situation through METT-TSL.
2. Issue a warning order.
 3. Coordinate attachments and detachments, to include briefing attachments on applicable unit Standard Operating Procedures (SOPs).
 4. Arrange for reconnaissance: use tentative scheme of maneuver and information requirements to determine priorities for reconnaissance. Determine method of reconnaissance (leader's recon, recon patrol, aerial recon, etc.), personnel, gear and special instructions required to conduct reconnaissance.
 5. The unit (or designated portion) initiates movement.
 6. Make reconnaissance: analyze information obtained, identify shortfalls, and request additional assistance from higher headquarters.
 7. Conduct coordination with higher, adjacent, and supporting units, at a minimum including: Identify, request, obtain, and distribute CSS assets; Submit and confirm fire support plans; Forward scheme of maneuver to all applicable units; Update and disseminate intelligence; Identify control measures; Confirm communications and signals; Follow time schedules; and request and coordinate transportation assets.
 8. Complete the plan, to include: Mission; Commander's intent; Concept of operations; Scheme of maneuver that exploits enemy weaknesses and friendly strengths; Organization of the unit (task organization), including all attachments, detachments, and supporting elements; Main effort; Supporting efforts; and reconnaissance and security; Specific tasks to all sub-elements (Each task must have a purpose that relates the assigned subordinate task to the overall task); Control measures and fratricide reduction (ORM) steps; Fire support plan, targeting and priorities; and combat load guidance.
 9. Issue the order (OSMEAC), providing ample subordinate planning and preparation time by adhering as closely as possible to the 1/3 to 2/3 rule.
 10. Supervise: Conduct final mission preparations. Leaders conduct brief backs of their plan. Platoon commander(s) issue orders to platoon(s). Platoon(s) rehearse key actions. All personal test-fire weapons, if the situation permits. Distribute and spread load supplies.
 11. Perform inspections of knowledge of mission critical information, maintenance and functional checks of unit and personal equipment to include: vehicles, crew-served weapons, night vision equipment, communications equipment, and NBC equipment. Ensure vehicles are marked IAW mission requirements or SOP, combat loaded, topped off, and PMCS is performed in accordance with the standard operating procedures or warning order.
 12. Issue, modify, or update orders based on changes in METT-TSL.
 13. Activities of higher, adjacent, and supporting units and report any changes in unit activity to higher headquarters.

REFERENCES:

1. MCDP 1-0 Marine Corps Operations
2. MCO 3120.11 Marine Corps Parachuting Policy and Program Administration
3. MCO 3150.4 Diving Policy and Administration
4. MCO 3500.42A W/ERRATUM Marine Corps Helicopter Rope Suspension Training Policy (HRST) and Program Administration
5. MCRP 2-25A Reconnaissance Reports Guide
6. MCRP 2-3A Intelligence Preparation of the Battlefield/Battlespace
7. MCRP 3-11.3A Special Forces Waterborne Operations (TC 31-25)

8. MCRP 3-11.4A Helicopter Rope Suspension Techniques (HRST) Operations
9. MCRP 3-16A Tactics, Techniques, and Procedures for the Targeting Process
10. MCRP 3-35.9A Multi-Service Tactics, Techniques, and Procedures for military diving operations
11. MCWP 2-1 Intelligence Operations
12. MCWP 2-12 MAGTF Intelligence Production and Analysis
13. MCWP 2-25 Ground Reconnaissance Operations
14. MCWP 3-1 Ground Combat Operations
15. MCWP 3-11.2 Marine Rifle Squad
16. MCWP 3-11.3 Scouting and Patrolling
17. MCWP 3-11.4 Helicopterborne Operations
18. MCWP 3-15.6 Military Free-Fall Parachuting Tactics, Techniques, and Procedures
19. MCWP 3-15.7 Static-Line Parachuting Techniques and Training
20. MCWP 5-1 Marine Corps Planning Process (MCPPE)
21. SH 21-76 Ranger Handbook
22. V I U.S. Navy Dive Manual
23. V II U.S. Navy Dive Manual

SUPPORT REQUIREMENTS:

RANGE/TRAINING AREA: Facility Code 17410 Maneuver/Training Area, Light Forces

OTHER SUPPORT REQUIREMENTS: Combined Arms Staff Trainer (CAST)

RECN-PLAN-2607: Develop a Scheme of Maneuver

EVALUATION-CODED: NO

SUSTAINMENT INTERVAL: 12 months

MOS PERFORMING: 0307, 0321

BILLETS: Recon Company Commander, Recon Company Executive Officer, Recon Company Operations Chief, Recon Company Operations Officer, Recon Company Training Chief

GRADES: GYSGT, MSGT, 1STLT, CAPT, MAJ

INITIAL TRAINING SETTING: MOJT

CONDITION: Given subordinate units, an operations order or a mission and a commander's intent from higher, and considering the situation, unit capabilities, and time available.

STANDARD: By conducting mission analysis to identify resources and preparing for contingencies.

PERFORMANCE STEPS:

1. Verify status of men, weapons, and equipment.
2. Develop plan of action utilizing newly acquired information.
3. Send required reports to Higher Headquarters.
4. Assemble personnel.

5. Brief personnel.

REFERENCES:

1. MCWP 2-25 Ground Reconnaissance Operations
 2. MCWP 3-11.3 Scouting and Patrolling
 3. MCWP 5-1 Marine Corps Planning Process (MCPP)
 4. SH 21-76 Ranger Handbook
-

RECN-PLAN-2608: Integrate precision fires into the ground scheme of maneuver

EVALUATION-CODED: NO

SUSTAINMENT INTERVAL: 12 months

DESCRIPTION: Ground Reconnaissance assets are capable of delivering precision fires in support of a supported commanders scheme of maneuver. Ground Reconnaissance leaders must understand the principals of precision fires and advise supported commanders on the best methods to employ and deliver these fires.

MOS PERFORMING: 0307, 0321

BILLETS: Recon Company Commander, Recon Company Executive Officer, Recon Company Operations Chief, Recon Company Operations Officer, Recon Company Training Chief

GRADES: GYSGT, MSGT, 1STLT, CAPT, MAJ

INITIAL TRAINING SETTING: MOJT

CONDITION: Given a mission, commanders intent, required personnel, required equipment, and C4I-related infrastructure and equipment.

STANDARD: By providing the Commander with the capabilities and limitations of the sniper element in support of the given mission.

PERFORMANCE STEPS:

1. Conduct detailed ground scheme of maneuver analysis.
2. Develop task-organized and mission specific T/O and T/E.
3. Establish targeting criteria and precedence/priority to meet mission requirements.
4. Coordinate with adjacent and higher units for actions in-conjunction with precision fires (assault elements, breaching charges, etc.).
5. Coordinate with SJA or other legal and Rule of Engagement SMEs to ensure compliance with shoot/no-shoot criteria.

REFERENCES:

1. The Complete Book of U.S. Sniping Peter R. Senich
 2. FM 3-05.222 U.S. Army Special Forces Sniper Training and Employment
 3. FMFM 1-3B Sniping
 4. MCWP 2-25 Ground Reconnaissance Operations
 5. MCWP 3-15.3 Scout Sniping
-

RECN-PLAN-2609: Develop a route plan

EVALUATION-CODED: NO

SUSTAINMENT INTERVAL: 12 months

MOS PERFORMING: 0307, 0321

BILLETS: Recon Company Commander, Recon Company Executive Officer, Recon Company Operations Chief, Recon Company Operations Officer, Recon Company Training Chief

GRADES: GYSGT, MSGT, 1STLT, CAPT, MAJ

INITIAL TRAINING SETTING: MOJT

CONDITION: Given a mission, commanders intent, required personnel, required equipment, and C4I-related infrastructure and equipment.

STANDARD: By ensuring the maximum use of terrain and vegetation to avoid detection.

PERFORMANCE STEPS:

1. Analyze the mission.
2. Analyze the enemy disposition.
3. Analyze troops and fire support availability.
4. Analyze key terrain features.
5. Analyze terrain with respect to observation and fields of fire.
6. Analyze terrain with respect to cover and concealment.
7. Analyze terrain with respect to obstacles.
8. Analyze human terrain and impacts to operation.
9. Determine danger areas.
10. Analyze terrain with respect to avenues of approach.
11. Analyze the effects of weather.
12. Analyze time and distance requirements.
13. Determine logistical support requirements.
14. Determine the primary and alternate routes based on a thorough analysis of METT-TSL.
15. Determine checkpoints that will facilitate control of movement.
16. Determine steering marks that will facilitate control of navigation.
17. Conduct route coordination with adjacent and higher units.

REFERENCES:

1. MCWP 2-25 Ground Reconnaissance Operations
2. MCWP 5-1 Marine Corps Planning Process (MCP)P)
3. SH 21-76 Ranger Handbook

RECN-PLAN-2610: Prepare an operation overlay

EVALUATION-CODED: NO

SUSTAINMENT INTERVAL: 12 months

MOS PERFORMING: 0307, 0321

BILLETS: Recon Company Commander, Recon Company Executive Officer, Recon

Company Operations Chief, Recon Company Operations Officer, Recon Company
Training Chief

GRADES: GYSGT, MSGT, 1STLT, CAPT, MAJ

INITIAL TRAINING SETTING: MOJT

CONDITION: Given an operation order, map, required equipment, and C4 Suite.

STANDARD: To graphically depict the scheme of maneuver.

PERFORMANCE STEPS:

1. Orient the overlay to the area of operation.
2. Place register marks on the overlay.
3. Plot topographical deviations to the map.
4. Plot mission control measures.
5. Plot fire support control measures.
6. Plot friendly symbols.
7. Plot threat symbols.
8. Annotate title and objective.
9. Annotate marginal information.
10. Annotate security classification.
11. Receive approval for the operation overlay from the operations officer.
12. Distribute copies of the operation overlay as required.

REFERENCES:

1. FM 3-25.26 Map Reading and Land Navigation
 2. MCRP 5-12A Operational Terms and Graphics
-

RECN-PLAN-2611: Develop a communications plan

EVALUATION-CODED: NO

SUSTAINMENT INTERVAL: 12 months

DESCRIPTION: As the tactical course of action is converted into the concept of operations and the operation order is crafted, company leaders translate the communication concept of support into the communications concept of operations and develop the communication plan. The purpose of the communication plan is to provide clarity and promote shared understanding. Once the communication plan is issued, the platoon can then transition to briefing the plan, preparing equipment, and conducting inspections and radio checks.

MOS PERFORMING: 0307, 0321, 0629

BILLETS: Company Communications Chief, Recon Company Commander, Recon Company Executive Officer, Recon Company Operations Chief, Recon Company Operations Officer, Recon Company Training Chief

GRADES: GYSGT, MSGT, 1STLT, CAPT, MAJ

INITIAL TRAINING SETTING: MOJT

CONDITION: Given a mission, approved course of action, task organization, required equipment, higher headquarters Annex K and communication concept of support.

STANDARD: Within a timeline provided by the commander that satisfies the commander's communications system requirements for command and control.

PERFORMANCE STEPS:

1. Develop a radio network plan.
2. Determine satellite access requirements.
3. Determine multiplexing network requirements.
4. Determine information assurance requirements.
5. Determine communication security requirements.
6. Submit communications system requirements to higher headquarters.
7. Integrate communications system architecture within higher headquarters communications system architecture.
8. Prepare a communications plan.
9. Disseminate the communications plan.
10. Conduct equipment preparation.
11. Conduct radio checks and rehearsals.

REFERENCES:

1. MCWP 2-25 Ground Reconnaissance Operations
2. MCWP 3-40.3 MAGTF Communications System
3. MCWP 5-1 Marine Corps Planning Process (MCP)

RECN-PLAN-2612: Develop a sustainment plan

EVALUATION-CODED: NO

SUSTAINMENT INTERVAL: 12 months

MOS PERFORMING: 0307, 0321, 8403

BILLETS: Recon Company Commander, Recon Company Corpsman, Recon Company Executive Officer, Recon Company Operations Chief, Recon Company Operations Officer, Recon Company Training Chief

GRADES: GYSGT, MSGT, 1STLT, CAPT, MAJ, NV-CPO, NV-SCPO

INITIAL TRAINING SETTING: MOJT

CONDITION: Given a mission, commanders intent, required equipment and personnel.

STANDARD: Within a timeline provided by the commander that ensures equipment and personnel are sustained in accordance with the unit's concept of support and mission accomplishment.

PERFORMANCE STEPS:

1. Identify unit on hand (TO/TE) strength
2. Identify organic capabilities
3. Identify support relationships
4. Prepare concept of support

5. Coordinate transportation requirements
6. Coordinate maintenance requirements
7. Coordinate engineering requirement
8. Coordinate supply requirements by Class' I-X
9. Coordinate medical requirements
10. Coordinate ammunition requirements
11. Coordinate detainee operations requirements
12. Coordinate external support
13. Determine priority of support
14. Identify critical shortfalls

REFERENCES:

1. MCDP 4 Logistics
 2. MCO P8020.10A Marine Corps Ammunition Management and Explosives Safety Policy
 3. MCWP 2-25 Ground Reconnaissance Operations
 4. MCWP 4-1 Logistics Operations
 5. MCWP 4-11.4 Maintenance Operations
 6. MCWP 4-11.7 MAGTF Supply Operations
 7. MCWP 4-11.8 Services in an Expeditionary Environment
 8. MCWP 5-1 Marine Corps Planning Process (MCP)
-

RECPLAN-2613: Coordinate Combat Support

EVALUATION-CODED: NO **SUSTAINMENT INTERVAL:** 12 months

DESCRIPTION: This task coordinates combat support in order to achieve mission accomplishment and the commander's intent.

MOS PERFORMING: 0307, 0321, 8403

BILLETS: Recon Company Commander, Recon Company Corpsman, Recon Company Executive Officer, Recon Company Operations Chief, Recon Company Operations Officer, Recon Company Training Chief

GRADES: GYSGT, MSGT, 1STLT, CAPT, MAJ, NV-CPO, NV-SCPO

INITIAL TRAINING SETTING: MOJT

CONDITION: Given all required personnel and C4I-related infrastructure and equipment.

STANDARD: By providing all available CS established by the commander's intent.

PERFORMANCE STEPS:

1. Conduct planning.
2. Coordinate communications.
3. Process support requests.
4. Control CS employment.

REFERENCES:

1. MCDP 4 Logistics
 2. MCO P8020.10A Marine Corps Ammunition Management and Explosives Safety Policy
 3. MCWP 2-25 Ground Reconnaissance Operations
 4. MCWP 4-1 Logistics Operations
 5. MCWP 4-11.4 Maintenance Operations
 6. MCWP 4-11.7 MAGTF Supply Operations
 7. MCWP 4-11.8 Services in an Expeditionary Environment
 8. MCWP 5-1 Marine Corps Planning Process (MCP)
-

RECN-PLAN-2614: Conduct fire support planning

EVALUATION-CODED: NO **SUSTAINMENT INTERVAL:** 12 months

MOS PERFORMING: 0307, 0321, 0861, 7502

BILLETS: Air Officer, Fire Support Liaison Chief, Recon Company Commander, Recon Company Executive Officer, Recon Company Operations Chief, Recon Company Operations Officer, Recon Company Training Chief

GRADES: GYSGT, MSGT, 1STLT, CAPT, MAJ

INITIAL TRAINING SETTING: MOJT

CONDITION: Given a tactical scenario, a scheme of maneuver, a higher headquarters' fire support plan or fire support guidance, supported by air, artillery, Naval Surface Fire Support and/or mortars, appropriate maps, FST battle board, and target identification/acquisition devices.

STANDARD: To support the scheme of maneuver/concept of operations while safeguarding forces against fratricide.

PERFORMANCE STEPS:

1. Conduct initial FS planning based on the commander's intent, the guidance/fire support plan received from higher headquarters, rules of engagement, and available intelligence and information on the enemy.
2. Identify FS assets allocated and available, begin initial coordination with those agencies, and identify the limitations and capabilities of those agencies.
3. Using higher headquarters Essential Fire Support Tasks (EFSTs) and Commander's Guidance for Fire Support, develop EFSTs for the company that include task (targeting objective), purpose (maneuver or operational purpose), method (how the task will be achieved), and desired effects (attempt to quantify successful accomplishment of the task).
4. Develop priorities of fires, allocation, and positioning of supporting arms assets, fire support coordination measures, triggers, weapons constraints and guidance on the attack of specific targets.
5. Coordinates terminal control and target acquisition requirements/assets with higher headquarters.
6. Ensure fire support planning is conducted concurrently with the development of the scheme of maneuver, effectively integrating direct

- fire, indirect fire and aviation support into the plan.
7. Consolidate and integrate platoon commander(s) requirements into the company's plan.
 8. Conduct a combined arms rehearsal.
 9. Integrate supporting arms by coordinating a Close Air Support (CAS) mission and Suppression of Enemy Air Defense (SEAD) fires, if required.
 10. Assign priority of fire, set priority targets, and make plans to shift priority targets as the operation progresses.
 11. Consolidate overall fire support requirements, coordinate communication requirements, identify any shortfalls in support, request additional fire support and target acquisition assets, avoid duplication, and make necessary adjustments to plans.
 12. Submit draft FS plan to include EFSTs, List of Targets, Draft Schedules of Fire, and recommended FSCMs to Higher Headquarters for approval and integration.
 13. Coordinate logistical needs of organic/attached fire support units, as required.
 14. Issue the company fire support plan to include: Concept of fires, execution matrix, priorities of fires, asset availability, fire support coordination measures, and target locations for all prearranged fires.
 15. Conduct communication, fire support and maneuver rehearsals.

REFERENCES:

1. JP 3-09.3 Close Air Support
2. MCRP 3-15.2A Mortars
3. MCRP 3-16.6A Multi-Service Procedures for the Joint Application of Firepower (J-FIRE)
4. MCRP 3-16A Tactics, Techniques, and Procedures for the Targeting Process
5. MCRP 3-16C Tactics, Techniques, and Procedures for Fire Support for the Combined Arms Commander
6. MCWP 3-16 Fire Support Coordination in the Ground Combat Element
7. MCWP 3-16.6A Supporting Arms Observer, Spotter and Controller (FMFM 6-8)
8. MCWP 3-31.6 Supporting Arms Coordination in Amphibious Operations

MISCELLANEOUS:

ADMINISTRATIVE INSTRUCTIONS: Supporting fire support agencies should be present for fire support planning.

RECN-PLAN-2615: Develop a target list worksheet/scheduling worksheet

EVALUATION-CODED: NO

SUSTAINMENT INTERVAL: 12 months

MOS PERFORMING: 0307, 0321, 0861, 7502

BILLETS: Air Officer, Fire Support Liaison Chief, Recon Company Commander, Recon Company Executive Officer, Recon Company Operations Chief, Recon Company Operations Officer, Recon Company Training Chief

GRADES: GYSGT, MSGT, 1STLT, CAPT, MAJ

INITIAL TRAINING SETTING: MOJT

CONDITION: Given commander's guidance, the execution paragraph of the operations order, target list worksheets, scheduling worksheets, fire support overlay, operations overlay, paper, plotting equipment, fire support agency representatives, lists of targets from subordinate units, and assigned targeting numbers.

STANDARD: To plan and allocate fires in support of the scheme of maneuver.

PERFORMANCE STEPS:

1. Identify targets that support the scheme of maneuver and fire support plan using PLOTOR (Purpose, Location, Observer, Target information, Communication link/Controller, Requirements).
2. Plot targets on an overlay, identifying opportunities for multiple target engagements.
3. Prepare and submit a target list worksheet.
4. Prepare a scheduling worksheet.
5. Disseminate the completed worksheets to all Fire Support Teams (FST) and other pertinent units.
6. Monitor the operation to ensure the target list and scheduling worksheets are executed properly and updated, as necessary.

REFERENCES:

1. FM 6-20-40 Fire Support for Brigade Operations (Heavy)
2. MCRP 5-12A Operational Terms and Graphics
3. MCWP 3-16 Fire Support Coordination in the Ground Combat Element

MISCELLANEOUS:

ADMINISTRATIVE INSTRUCTIONS: Live fire is not required to satisfy sustainment interval.

RECN-PLAN-2616: Develop a fire support coordination overlay

EVALUATION-CODED: NO **SUSTAINMENT INTERVAL:** 12 months

MOS PERFORMING: 0307, 0321, 0861, 7502

BILLETS: Air Officer, Fire Support Liaison Chief, Recon Company Commander, Recon Company Executive Officer, Recon Company Operations Chief, Recon Company Operations Officer, Recon Company Training Chief

GRADES: GYSGT, MSGT, 1STLT, CAPT, MAJ

INITIAL TRAINING SETTING: MOJT

CONDITION: Given a fire support plan, commander's concept of operation, commander's fire support guidance, map, overlay material, assorted color map pens, protractor, templates, and C4 Suite.

STANDARD: To graphically depict the fire support plan that compliments the scheme of maneuver.

PERFORMANCE STEPS:

1. Orient the overlay to the area of operation.
2. Place register marks on the overlay.
3. Plot targets on overlay.
4. Plot Coordinate Firing Line (CFL).
5. Plot Fire Support Coordination Line (FSCL).
6. Plot Battlespace Coordination Line (BCL).
7. Plot Free Fire Areas (FFA).
8. Plot Restrictive Fire Line (RFL).
9. Plot No Fire Areas (NFA).
10. Plot Restrictive Fire Areas (RFA).
11. Plot Air-Space Coordination Area (ACA).
12. Plot Target Area of Interest (TAI).
13. Plot Fire Support Areas (FSA).
14. Plot Target Reference Point (TRP).
15. Submit overlay to Fire Support Coordinator for approval.
16. Distribute copies of overlay as required.

REFERENCES:

1. MCRP 3-16A Tactics, Techniques, and Procedures for the Targeting Process
2. MCRP 3-16C Tactics, Techniques, and Procedures for Fire Support for the Combined Arms Commander
3. MCWP 3-16 Fire Support Coordination in the Ground Combat Element
4. MCWP 3-16.1 Artillery Operations
5. MCWP 3-16.4 Tactics, Techniques and Procedures for the Field Artillery Manual Cannon Gunnery
6. MCWP 3-23 Offensive Air Support
7. MCWP 3-23.1 Close Air Support

MISCELLANEOUS:

ADMINISTRATIVE INSTRUCTIONS: Live fire is not required to satisfy sustainment interval.

RECN-PLAN-2617: Develop an Evasion Plan of Action (EPA)

EVALUATION-CODED: NO **SUSTAINMENT INTERVAL:** 12 months

DESCRIPTION: This task provides the procedure for producing an Evasion Plan of Action (EPA).

MOS PERFORMING: 0307, 0321

BILLETS: Recon Company Commander, Recon Company Executive Officer, Recon Company Operations Chief, Recon Company Operations Officer, Recon Company Training Chief

GRADES: GYSGT, MSGT, 1STLT, CAPT, MAJ

INITIAL TRAINING SETTING: MOJT

CONDITION: Given all required personnel, and C4I-related infrastructure and equipment.

STANDARD: By developing an EPA in accordance with theater requirements ensuring the recovery of personnel.

PERFORMANCE STEPS:

1. Develop EPA.
2. Disseminate EPA.

REFERENCES:

1. JP 3-50 Personnel Recovery
2. JP 3-50.3 Evasion and Recovery 1996
3. MCRP 3-02H Survival, Evasion, and Recovery
4. MCWP 2-25 Ground Reconnaissance Operations

SUPPORT REQUIREMENTS:

RANGE/TRAINING AREA:

Facility Code 17330 Covered Training Area
Facility Code 17410 Maneuver/Training Area, Light Forces

RECN-PLAN-2618: Conduct Surveillance Mission Planning

EVALUATION-CODED: NO

SUSTAINMENT INTERVAL: 6 months

MOS PERFORMING: 0307, 0321

BILLETS: Recon Company Commander, Recon Company Executive Officer, Recon Company Operations Chief, Recon Company Operations Officer, Recon Company Training Chief

GRADES: GYSGT, MSGT, 1STLT, CAPT, MAJ

INITIAL TRAINING SETTING: MOJT

CONDITION: Given a mission, required personnel and equipment, an area of operations, and provided laptops and current unit baseline containing Microsoft Windows, Word, PowerPoint and Excel.

STANDARD: By following the Troop Leading Steps BAMCIS to provide effective instruction resulting in the coordinated execution of a surveillance mission within a given time period.

PERFORMANCE STEPS:

1. Determine surveillance purpose and mission overview.
2. Determine the operational environment.
3. Adapt to the operational environment.
4. Conduct mission analysis.
5. Utilize Intelligence cycle.
6. Determine surveillance profile.
7. Develop courses of action.

8. Develop the unit scheme of maneuver.
9. Develop the unit fire support plan.
10. Task organize the unit.
11. Plan for integration of support assets.
12. Develop annexes, as required.
13. Issue the order.

REFERENCES:

1. FM 3-05.204 Special Forces Special Reconnaissance
2. FM 3-05.50 Army Special Operations Forces Ranger Operations
3. MCWP 2-25 Ground Reconnaissance Operations
4. SH 21-76 Ranger Handbook

SUPPORT REQUIREMENTS:

ROOMS/BUILDINGS: All or one of the following: forward operating base; isolation facility for mission prep.

UNITS/PERSONNEL: Reconnaissance Team; Higher HQ; S2 Representative.

OTHER SUPPORT REQUIREMENTS: CEOI; Scenario script for role players and/or opposing forces; Scenario script; Communications load sets as per the CEOI.

MISCELLANEOUS:

EQUIPMENT HOURS: Materials for planning to include but not limited to: (Portable or Desktop Computers, External Hard Drives, Unclassified and Classified Internet Access, Dry Erase Board, Flip Charts, Dry Erase Markers, Pens/Pencils, Printer, Printer Paper, Printer Ink, Maps of Operational Area, Proxima Projector, Projector Screen or Flat Panel Television with required cable for use with Portable Laptop, Extension Cords, Power Strips).

SPECIAL PERSONNEL CERTS: HRST; RSO; SIO; JTAC, JFO.

RECN-PLAN-2619: Integrate Technical Support to Surveillance Operations

EVALUATION-CODED: NO

SUSTAINMENT INTERVAL: 6 months

MOS PERFORMING: 0307, 0321

GRADES: GYSGT, MSGT, 1STLT, CAPT, MAJ

INITIAL TRAINING SETTING: MOJT

CONDITION: Given a mission, area of operations, a specific objective (person, object or place) and required equipment.

STANDARD: By conducting mission analysis to identify resources required to fulfill PIRs and CCIRs.

PERFORMANCE STEPS:

1. Identify technical support that is required for the surveillance operation.
2. Integrate technical capabilities into the operation.
3. Plan post mission activities for technical support capabilities.

REFERENCES:

1. Advanced Surveillance Author: Peter Jenkins
 2. MCRP 2-24B Remote Sensor Operations
 3. MCWP 2-1 Intelligence Operations
 4. MCWP 2-2 MAGTF Intelligence Collection
-

RECN-PLAN-2620: Issue an operation order

EVALUATION-CODED: NO

SUSTAINMENT INTERVAL: 12 months

MOS PERFORMING: 0307

BILLETS: Recon Company Commander, Recon Company Executive Officer

GRADES: 1STLT, CAPT, MAJ

INITIAL TRAINING SETTING: MOJT

CONDITION: Given subordinate unit(s), an operations order or a mission and a commander's intent from higher, and considering the situation, unit capabilities, and time available.

STANDARD: To communicate a complete, realistic, and tactically sound plan that accomplishes the mission.

PERFORMANCE STEPS:

1. Begin planning.
2. Analyze higher headquarters order.
3. Conduct METT-TSL.
4. Analyze civilian considerations, as appropriate (Areas, Structures, Capabilities, Organizations, Personnel, Events - ASCOPE).
5. Task organize the unit.
6. Arrange Reconnaissance.
7. Make Reconnaissance.
8. Develop the plan.
9. Develop the orientation.
10. Develop the enemy situation.
11. Develop the friendly situation.
12. Incorporate attachments and/or detachments in the plan.
13. Develop the mission.
14. Develop the commander's intent.
15. Develop the scheme of maneuver.
16. Develop the fire support plan.
17. Develop the tasks to subordinate, supporting, and attached units.
18. Develop the coordinating instructions that apply to two or more units.
19. Develop the administration and logistics plan.

20. Develop the command and signal plan.
21. Develop Annexes that support the operation order and specialized forms of maneuver.
22. Designate an orders group, if applicable.
23. Assemble the unit around the terrain model/role call/time hack.
24. Orient unit leaders to terrain model.
25. Issue entire order before taking questions.
26. Use terrain model, graphic, and/or overlay to reinforce understanding of the order.
27. Receive brief backs/confirmation briefs to ensure appropriate actions.
28. Supervise preparation and execution.

REFERENCES:

1. MCDP 1-0 Marine Corps Operations
2. MCO 3120.11 Marine Corps Parachuting Policy and Program Administration
3. MCO 3150.4 Diving Policy and Administration
4. MCO 3500.42A W/ ERRATUM Marine Corps Helicopter Rope Suspension Training Policy (HRST) and Program Administration
5. MCRP 2-25A Reconnaissance Reports Guide
6. MCRP 2-3A Intelligence Preparation of the Battlefield/Battlespace
7. MCRP 3-11.3A Special Forces Waterborne Operations (TC 31-25)
8. MCRP 3-11.4A Helicopter Rope Suspension Techniques (HRST) Operations
9. MCRP 3-16A Tactics, Techniques, and Procedures for the Targeting Process
10. MCRP 3-35.9A Multi-Service Tactics, Techniques, and Procedures for military diving operations
11. MCWP 2-1 Intelligence Operations
12. MCWP 2-12 MAGTF Intelligence Production and Analysis
13. MCWP 2-24B Remote Sensor Operations
14. MCWP 2-25 Ground Reconnaissance Operations
15. MCWP 3-1 Ground Combat Operations
16. MCWP 3-11.2 Marine Rifle Squad
17. MCWP 3-11.3 Scouting and Patrolling
18. MCWP 3-11.4 Helicopterborne Operations
19. MCWP 3-15.6 Military Free-Fall Parachuting Tactics, Techniques, and Procedures
20. MCWP 3-15.7 Static-Line Parachuting Techniques and Training
21. MCWP 5-1 Marine Corps Planning Process (MCP)
22. SH 21-76 Ranger Handbook
23. V I U.S. Navy Dive Manual
24. V II U.S. Navy Dive Manual

MISCELLANEOUS:

ADMINISTRATIVE INSTRUCTIONS: 1. Subordinate unit leaders have to clearly understand their specified tasks, implied tasks, distribution of labor, and priority of work. 2. While difficult to measure, the delivery of orders should also inspire subordinate confidence in the plan and should be evaluated subjectively. 3. Distance learning courseware supports the development of the order.

REC-PLAN-2621: Produce a PowerPoint Presentation

EVALUATION-CODED: NO

SUSTAINMENT INTERVAL: 6 months

MOS PERFORMING: 0307, 0321

BILLETS: Recon Company Commander, Recon Company Executive Officer, Recon Company Operations Chief, Recon Company Operations Officer, Recon Company Training Chief

GRADES: GYSGT, MSGT, 1STLT, CAPT, MAJ

INITIAL TRAINING SETTING: MOJT

CONDITION: In a classroom environment with provided laptops and current unit baseline containing Microsoft Windows, Word, PowerPoint and Excel.

STANDARD: By successfully creating a PowerPoint presentation that includes header and footer information, graphics, charts, photos, and video north seeking arrow and title block information.

PERFORMANCE STEPS:

1. Recognize the use of Operational Presentations.
2. Introduction to PowerPoint.
3. PowerPoint Layout and Toolbars.
4. PowerPoint Master slides.
5. Design a Slide.
6. Insert text.
7. Insert Objects/Graphics.
8. Insert Photos.
9. Insert Video.
10. Presentation Layout.
11. Save a presentation.
12. Layout of Support Props.

REFERENCES:

1. Joint Publication 2-01 Joint and National Intelligence Support for Military Operations
2. MCRP 2-3A Intelligence Preparation of the Battlefield/Battlespace
3. MCRP 3-16A Tactics, Techniques, and Procedures for the Targeting Process

SUPPORT REQUIREMENTS:

MATERIAL: Classified/unclassified intelligence products.

MISCELLANEOUS:

ADMINISTRATIVE INSTRUCTIONS: Based upon the classification of information products being handled, appropriate facilities must be made available such as lockable safes and or secure storage areas.

RECN-PLAN-2622: Conduct a Ground Reconnaissance confirmation brief

EVALUATION-CODED: NO

SUSTAINMENT INTERVAL: 6 months

DESCRIPTION: Given the high levels of risk associated with the employment of Ground Reconnaissance assets, commanders will require confirmation briefs prior to authorizing their employment. These briefs will allow all units and staff sections involved to fully comprehend the mission, and support requirements of Ground Reconnaissance units. The Ground Reconnaissance unit leader must be capable and fully communicate his plan, planning considerations, and support requirements needed to the commander.

MOS PERFORMING: 0307

BILLETS: Recon Company Commander, Recon Company Executive Officer

GRADES: 1STLT, CAPT, MAJ

INITIAL TRAINING SETTING: MOJT

CONDITION: Given mission current information, PIRs and CCIRs, and appropriate briefing materials.

STANDARD: At the time appointed and in the time allotted by the commanding officer, incorporating pertinent mission factors, in order to convey an accurate operational picture to the commander and his staff.

PERFORMANCE STEPS:

1. Prepare comprehensive and detailed briefing to commander detailing mission plan.
2. Effectively communicate support requirements for Ground Reconnaissance mission.
3. Ensure all support requirements are being met.
4. Ensure mission meets the commanders objectives.
5. Ensure the adjacent units understand the Ground Reconnaissance mission.
6. Ensure the mission is within the scope of the Ground Reconnaissance units abilities.

REFERENCES:

1. MCDP 1-0 Marine Corps Operations
2. MCO 3120.11 Marine Corps Parachuting Policy and Program Administration
3. MCO 3150.4 Diving Policy and Administration
4. MCO 3500.42A W/ ERRATUM Marine Corps Helicopter Rope Suspension Training Policy (HRST) and Program Administration
5. MCRP 2-25A Reconnaissance Reports Guide
6. MCRP 2-3A Intelligence Preparation of the Battlefield/Battlespace
7. MCRP 3-11.3A Special Forces Waterborne Operations (TC 31-25)
8. MCRP 3-11.4A Helicopter Rope Suspension Techniques (HRST) Operations
9. MCRP 3-35.9A Multi-Service Tactics, Techniques, and Procedures for military diving operations
10. MCWP 2-1 Intelligence Operations
11. MCWP 2-12 MAGTF Intelligence Production and Analysis
12. MCWP 2-24B Remote Sensor Operations
13. MCWP 2-25 Ground Reconnaissance Operations
14. MCWP 3-1 Ground Combat Operations
15. MCWP 3-11.2 Marine Rifle Squad
16. MCWP 3-11.3 Scouting and Patrolling
17. MCWP 3-11.4 Helicopterborne Operations

18. MCWP 3-15.6 Military Free-Fall Parachuting Tactics, Techniques, and Procedures
19. MCWP 3-15.7 Static-Line Parachuting Techniques and Training
20. MCWP 5-1 Marine Corps Planning Process (MCPPE)
21. SH 21-76 Ranger Handbook
22. V I U.S. Navy Dive Manual
23. V II U.S. Navy Dive Manual

SUPPORT REQUIREMENTS:

MATERIAL: Classified/unclassified products.

MISCELLANEOUS:

ADMINISTRATIVE INSTRUCTIONS: Based upon the classification of information products being handled, appropriate facilities must be made available such as lockable safes and or secure storage areas.

RECN-PLAN-2623: Coordinate the resupply of a unit

EVALUATION-CODED: NO

SUSTAINMENT INTERVAL: 12 months

MOS PERFORMING: 0307, 0321, 8403

BILLETS: Recon Company Commander, Recon Company Corpsman, Recon Company Executive Officer, Recon Company Operations Chief, Recon Company Operations Officer, Recon Company Training Chief

GRADES: GYSGT, MSGT, 1STLT, CAPT, MAJ, NV-CPO, NV-SCPO

INITIAL TRAINING SETTING: MOJT

CONDITION: Given recon platoon(s), a mission with an implied or specified task requiring the resupply of a unit, and a commander's intent.

STANDARD: To ensure the unit can logistically support the scheme of maneuver.

PERFORMANCE STEPS:

1. Begin detailed logistics planning upon receipt of higher headquarters order.
2. Identify actual, forecasted, and potential shortages in supplies and operational equipment.
3. Consolidate subordinate unit resupply requests.
4. Submit requests early in planning in order to not impair current or future operations.
5. Coordinate link-up point, resupply point(s), distribution point(s), and storage point(s) for equipment and ammunition.
6. Designate a security element and a recovery and distribution element.
7. Ensure supplies are tactically distributed, while maintaining security.
8. Continue with assigned mission.

REFERENCES:

1. FM 3-21.38 Pathfinder Operations
 2. FMFM 6-3 Marine Infantry Battalion
 3. FMFM 6-4 Marine Rifle Company/Platoon
 4. MCWP 4-11 Tactical-Level Logistics
-

RECN-PLAN-2624: Construct an Operational Risk Management (ORM) assessment

EVALUATION-CODED: NO

SUSTAINMENT INTERVAL: 12 months

MOS PERFORMING: 0307, 0321

BILLETS: Recon Company Commander, Recon Company Executive Officer, Recon Company Operations Chief, Recon Company Operations Officer, Recon Company Training Chief

GRADES: GYSGT, MSGT, 1STLT, CAPT, MAJ

INITIAL TRAINING SETTING: MOJT

CONDITION: Given recon platoon(s) and an operational environment.

STANDARD: By developing controls which reduce or eliminate risk hazards.

PERFORMANCE STEPS:

1. Conduct an operational analysis by listing the major steps of the event.
2. Identify hazards.
3. Assess hazards.
4. List the possible causes of the hazards.
5. Determine the degree of risk for each hazard in terms of severity and probability.
6. Develop controls for each hazard to eliminate the hazard or reduce the risk until the benefit is greater than the risk.
7. Determine residual risk.
8. Make a risk decision.
9. Incorporate the selected controls into SOPs, Letters of Instruction (LOIs), orders, briefs, training, and rehearsals.
10. Communicate selected controls to the lowest level.
11. Implement controls.
12. Enforce standards and controls.
13. Supervise.
14. Remain alert for changes and unexpected developments that require time critical or deliberate ORM.
15. Take corrective action, when necessary.

REFERENCES:

1. MCRP 5-12.1C Risk Management - Cancelled w/o replacement
-

RECN-RAID-2001: Employ an Exothermic Cutting Torch

EVALUATION-CODED: NO

SUSTAINMENT INTERVAL: 6 months

MOS PERFORMING: 0307, 0321

BILLETS: Recon Man

GRADES: PVT, PFC, LCPL, CPL, SGT, SSGT, GYSGT, 2NDLT, 1STLT, CAPT

INITIAL TRAINING SETTING: MOJT

CONDITION: Given a mission, commanders intent and required equipment.

STANDARD: By successfully gaining entry to an enclosure while minimizing collateral damage and hazards to personnel.

PERFORMANCE STEPS:

1. Prepare the exothermic cutting torch kit.
2. Ignite the exothermic cutting torch.
3. Perform a cut.
4. Perform post-operation procedures.

REFERENCES:

1. USMC Guide book for Breacher Techniques Volume II

SUPPORT REQUIREMENTS:

RANGE/TRAINING AREA: Facility Code 17830 Light Demolition Range

EQUIPMENT: Marine Assault Breacher's Kit (NSN: 4240-01-531-1165), Personal Protective Equipment, Full Spectrum Battle Equipment (FSBE) TAMCN: C35012E; Configuration D, #5 Shaded Goggles, Welder's Jacket, Welder's Gloves, and Welder's Boots.

RECEN-RAID-2002: Employ a Quickie Saw

EVALUATION-CODED: NO

SUSTAINMENT INTERVAL: 6 months

MOS PERFORMING: 0307, 0321

BILLETS: Recon Man

GRADES: PVT, PFC, LCPL, CPL, SGT, SSGT, GYSGT, 2NDLT, 1STLT, CAPT

INITIAL TRAINING SETTING: MOJT

CONDITION: Given a mission, commanders intent and required equipment.

STANDARD: By successfully gaining entry to an enclosure and minimizing collateral damage and hazards to personnel.

PERFORMANCE STEPS:

1. Prepare the quick saw.

2. Employ the quick saw against a wood target.
3. Employ the quick saw against a metal target.
4. Perform preventive maintenance on the quick saw.

REFERENCES:

1. USMC Guide book for Breacher Techniques Volume II

SUPPORT REQUIREMENTS:

RANGE/TRAINING AREA: Facility Code 17830 Light Demolition Range

EQUIPMENT: Marine Assault Breacher's Kit (NSN: 4240-01-531-1165),
Personal Protective Equipment and Full Spectrum Battle Equipment (FSBE).

MATERIAL: Lap-sided Wood Wall and Steel Meshing.

REC-RAID-2003: Provide Reconnaissance Support to Sensitive Site
Exploitation

EVALUATION-CODED: NO

SUSTAINMENT INTERVAL: 12 months

DESCRIPTION: Exploitation of a sensitive site is best defined as extracting information from a location that contains documents, items, data storage or communication technology of immediate importance. Exploitation of the site leads to intelligence and/or evidentiary data.

MOS PERFORMING: 0307, 0321, 8403, 8427

BILLETS: Recon Man

GRADES: PVT, PFC, LCPL, CPL, SGT, SSGT, GYSGT, 2NDLT, 1STLT, CAPT, NV-SN,
NV-PO-3, NV-PO-2, NV-PO-1, NV-CPO

INITIAL TRAINING SETTING: MOJT

CONDITION: Given a mission, an objective area, collection requirements, and required equipment while wearing a fighting load.

STANDARD: By exploiting all items clearly, accurately, and in sufficient detail to satisfy collection requirements within the time allotted by the operational environment.

PERFORMANCE STEPS:

1. Conduct site assessment.
2. Document site.
3. Process persons of interest.
4. Identify items of interest.
5. Triage materials for intelligence purposes.
6. Establish a chain of custody for collected items and personnel.
7. Protect material and personnel during transfer.

REFERENCES:

1. 9780160800849 Site Exploitation: Evidence Collection Best Practices Guide, Technical Support Working Group, February 2008
2. FM 3-90.15 Tactics, Techniques, and Procedures for Tactical Operations Involving Sensitive Sites
3. MCWP 2-6 Counterintelligence

SUPPORT REQUIREMENTS:

RANGE/TRAINING AREA:

Facility Code 17410 Maneuver/Training Area, Light Forces
Facility Code 17730 Fire And Movement Range
Facility Code 17961 Combat In Cities Facility
Facility Code 17962 MOUT Collective Training Facility (Small)

ROOMS/BUILDINGS: Classroom.

RECN-RAID-2401: Lead a team in a raid

EVALUATION-CODED: NO

SUSTAINMENT INTERVAL: 12 months

MOS PERFORMING: 0321

BILLETS: Recon Team Leader

GRADES: SGT, SSGT

INITIAL TRAINING SETTING: FORMAL

CONDITION: Given a recon team, an objective, required equipment, and an order to conduct a raid.

STANDARD: By utilizing the principles and fundamentals of fire and maneuver to dominate and secure the objective.

PERFORMANCE STEPS:

1. Conduct planning, rehearsals, and inspections.
2. Initiate reconnaissance plan prior to attack to gain and maintain observation of enemy.
3. Execute tactical deception, if planned.
4. Initiate prearranged fires.
5. Cross line of departure (LOD) at the specified time.
6. Report crossing of tactical control measures and securing interim objectives to platoon commander.
7. Overcome enemy forces en-route to objective, without becoming decisively engaged or committing unnecessary forces.
8. Breach obstacles, create friendly enclosure accesses, and close off unnecessary routes, without committing additional forces.
9. Gain a foothold in limited objectives.
10. Maintain momentum of the attack.
11. Seize the assigned objective.
12. Maintain communications with subordinate elements and platoon

headquarters.

13. Maintain status of team.
14. Position sub-elements to best influence the attack.
15. Adjust, shift, and cease direct and indirect fires to support successes.
16. Avoid committing sub-elements in a piecemeal fashion.
17. Transition into the consolidation.
18. Conduct Sensitive Site Exploitation.
19. Report status of the attack to platoon commander.
20. Issue fragmentary orders to team in preparation for follow-on missions.
21. Execute planned withdrawal.
22. Conduct a debrief/after-action review.
23. Produce Level I Intelligence Reports, as required.
24. Participate in developing Level II Intelligence Reports.

REFERENCES:

1. MCWP 3-11.2 Marine Rifle Squad
2. MCWP 3-35.3 Military Operations on Urbanized Terrain (MOUT)

SUPPORT REQUIREMENTS:

RANGE/TRAINING AREA: Facility Code 17962 MOUT Collective Training Facility
(Small)

RECN-RAID-2402: Lead a team during infiltration

EVALUATION-CODED: NO

SUSTAINMENT INTERVAL: 12 months

MOS PERFORMING: 0321

BILLETS: Recon Team Leader

GRADES: SGT, SSGT

INITIAL TRAINING SETTING: MOJT

CONDITION: Given a Recon team with a mission and required equipment while conducting an assault.

STANDARD: By conducting a tactical movement and utilizing established control measures up to the entry point.

PERFORMANCE STEPS:

1. Conduct infiltration.
2. Move to objective rally point (ORP).
3. Conduct actions at the Objective Rally Point (ORP).
4. Move to the Last Covered and Concealed Position (LCC).
5. Conduct actions at the Last Covered and Concealed Position (LCC).

REFERENCES:

1. FM 3-05.221 Special Forces Advanced Urban Combat
2. FM 3-06.11 Combined Arms Operations in Urban Terrain
3. MCWP 2-25 Ground Reconnaissance Operations

4. MCWP 3-35.3 Military Operations on Urbanized Terrain (MOUT)
5. SH 21-76 Ranger Handbook

SUPPORT REQUIREMENTS:

ORDNANCE:

<u>DODIC</u>	<u>Quantity</u>
A059 Cartridge, 5.56mm Ball M855 10/Clip	100 cartridges per Team
A475 Cartridge, Caliber .45 Ball M1911	50 cartridges per Team
AA12 Cartridge, 9mm FX Red Marking	50 cartridges per Team
AA21 Cartridge, 9mm FX Blue Marking	50 cartridges per Team
AA40 Cartridge, 5.56mm Jacketed Frangible	100 cartridges per Team
GG09 Grenade M84, Stun/Diversionsary Flash	4 grenades per Team

RANGE/TRAINING AREA:

Facility Code 17310 Range Operations Building
Facility Code 17502 Non-Standard Small Arms Range
Facility Code 17961 Combat In Cities Facility

ROOMS/BUILDINGS: 1 - 360 live fire shoot house.

OTHER SUPPORT REQUIREMENTS: Communications relay equipment for range control operations, Corpsman support and safety vehicle support.

MISCELLANEOUS:

SPECIAL PERSONNEL CERTS: Range Safety Officer.

RECN-RAID-2403: Lead a team on the Objective

EVALUATION-CODED: NO **SUSTAINMENT INTERVAL:** 12 months

MOS PERFORMING: 0321

BILLETS: Recon Team Leader

GRADES: SGT, SSGT

INITIAL TRAINING SETTING: FORMAL

CONDITION: Given a Recon team with a mission and required equipment while conducting an assault.

STANDARD: By gaining entry, establishing a foothold, assuming a dominating position, and reacting to the situation.

PERFORMANCE STEPS:

1. Conduct movement from LCC to the objective.
2. Employ diversionary device, as required.
3. Employ breach, as required.
4. Secure the objective utilizing the Fundamentals of CQT and the principles of initiative based tactics.

5. Negotiate IEDS, control unknown personnel, and initiate medical aid, as required.
6. Conduct Sensitive Site Exploitation.
7. Conduct Consolidation Procedures.
8. Conduct organized withdrawal from the objective.
9. Send reports to platoon commander, as required.
10. Produce Level I Intelligence Reports, as required.

REFERENCES:

1. FM 3-05.221 Special Forces Advanced Urban Combat
2. FM 3-06.11 Combined Arms Operations in Urban Terrain
3. GAET Guidebook for Assault Entry Techniques, Volume I and II
4. MCWP 2-25 Ground Reconnaissance Operations
5. MCWP 3-35.3 Military Operations on Urbanized Terrain (MOUT)
6. SH 21-76 Ranger Handbook

SUPPORT REQUIREMENTS:

ORDNANCE:

<u>DODIC</u>	<u>Quantity</u>
A475 Cartridge, Caliber .45 Ball M1911	50 cartridges per Team
AA12 Cartridge, 9mm FX Red Marking	60 cartridges per Team
AA21 Cartridge, 9mm FX Blue Marking	60 cartridges per Team
AA40 Cartridge, 5.56mm Jacketed Frangible	270 cartridges per Team
AA64- Cartridge, 12 Gauge Low Velocity Bla	18 cartridges per Team
AX14 Primer, Percussion 12 Gauge W209	4 primers per Team
G982 Grenade, Hand Practice Smoke TA M83	1 grenades per Team
GG09 Grenade M84, Stun/Diversionsary Flash	6 grenades per Team
L307. SIGNAL, ILLUM WHT STAR CLSTR M18A1	1 signals per Team
L312 Signal, Illumination Ground White St	1 signals per Team
L324 Signal, Smoke Ground Green Parachute	1 signals per Team
M456 Cord, Detonating PETN Type I Class E	20 FT per Team
M980 Charge, Demolition Sheet 0.0831 Inch	1 FT per Team
MM30 Charge, Flexible 20 Gram PETN MK140	3 charges per Team
MM51 Charge, Demolition Low Hazard MK143	2 FT per Team

RANGE/TRAINING AREA:

Facility Code 17310 Range Operations Building
Facility Code 17330 Covered Training Area
Facility Code 17502 Non-Standard Small Arms Range
Facility Code 17961 Combat In Cities Facility

ROOMS/BUILDINGS: 1 - 360 live fire shoot house.

UNITS/PERSONNEL: (1) RSO, (1) OIC, (1) Corpsmen additional safety persons as required.

MISCELLANEOUS:

ADMINISTRATIVE INSTRUCTIONS: RSO should review USMC Range Safety Pocket Guide Version 1.4 and have TMs for weapons used on hand.

SPECIAL PERSONNEL CERTS: Marine Net Range Safety Course (C1060120CA), and MCB Range Safety Officer Course.

RECEN-RAID-2404: Lead a team during the Clearing of an Enclosure(s)

EVALUATION-CODED: NO

SUSTAINMENT INTERVAL: 12 months

MOS PERFORMING: 0321

BILLETTS: Recon Team Leader

GRADES: SGT, SSGT

INITIAL TRAINING SETTING: MOJT

CONDITION: Given a Recon team with a mission and required equipment while conducting an assault.

STANDARD: By assuming a dominating position and reacting to the situation.

PERFORMANCE STEPS:

1. Employ breaching techniques as required.
2. Employ diversionary device, as required.
3. Ensure individual Marines utilize the fundamentals of CQT and principles of initiative based tactics.
4. Negotiate IEDS, control and search occupants, and initiate medical aid as required.
5. Send reports to platoon commander, as required.

REFERENCES:

1. FM 3-05.221 Special Forces Advanced Urban Combat
2. FM 3-06.11 Combined Arms Operations in Urban Terrain
3. GAET Guidebook for Assault Entry Techniques, Volume I and II
4. MCRP 4-11.8D Detainee Operations
5. MCWP 2-25 Ground Reconnaissance Operations
6. MCWP 3-35.3 Military Operations on Urbanized Terrain (MOUT)
7. SH 21-76 Ranger Handbook

SUPPORT REQUIREMENTS:

ORDNANCE:

<u>DODIC</u>	<u>Quantity</u>
AA12 Cartridge, 9mm FX Red Marking	50 cartridges per Team
AA21 Cartridge, 9mm FX Blue Marking	50 cartridges per Team
AA40 Cartridge, 5.56mm Jacketed Frangible	60 cartridges per Team
AA64- Cartridge, 12 Gauge Low Velocity Bla	18 cartridges per Team
GG09 Grenade M84, Stun/Diversionary Flash	5 grenades per Team

RANGE/TRAINING AREA:

Facility Code 17310 Range Operations Building
Facility Code 17330 Covered Training Area
Facility Code 17502 Non-Standard Small Arms Range
Facility Code 17961 Combat In Cities Facility

ROOMS/BUILDINGS: 1 - 360 live fire shoot house.

MATERIAL: Hard back targets, situational target (Shoot/No shoot), Felt Marks, staple guns, spray adhesive, brooms, trash bags, Chemlights (green, blue, red, IR, white) Assault Breachers Kit, solid core doors, door knob sets, 2x4 lumber, and hollow core doors.

UNITS/PERSONNEL: (1) RSO, (1) OIC, (1) Corpsmen, and additional safety persons as required.

OTHER SUPPORT REQUIREMENTS: (2) Radios (RSO/OIC), (1) Hand Held radio per instructor, (1) Safety Vehicle. (10) Role Players, (1) SESAMS kits per role player, bullet traps (if required in shoot house).

MISCELLANEOUS:

ADMINISTRATIVE INSTRUCTIONS: RSO should review USMC Range Safety Pocket Guide Version 1.4 and have TMs for weapons used on hand.

SPECIAL PERSONNEL CERTS: Marine Net Range Safety Course (C1060120CA), and MCB Range Safety Officer Course.

RECN-RAID-2405: Lead a team during Site Sensitive Exploitation

EVALUATION-CODED: NO

SUSTAINMENT INTERVAL: 6 months

MOS PERFORMING: 0321

BILLETS: Recon Team Leader

GRADES: SGT, SSGT

INITIAL TRAINING SETTING: MOJT

CONDITION: Given a Recon team with a mission and required equipment while conducting an assault.

STANDARD: By collecting information in accordance with FM 3-90.15.

PERFORMANCE STEPS:

1. Task organize Sensitive Site Exploitation Team Organization and team member responsibilities.
2. Assign roles and responsibilities during pre-mission planning and preparation.
3. Conduct rehearsals.
4. Supervise personnel during execution of the mission.
5. Collect evidence.
6. Handle evidence utilizing chain of custody evidence procedures.
7. Report to platoon commander, as required.
8. Continue mission, as required
9. Produce Level I Intelligence Reports, as required.

REFERENCES:

1. FM 3-05.221 Special Forces Advanced Urban Combat

2. FM 3-90.15 Tactics, Techniques, and Procedures for Tactical Operations Involving Sensitive Sites
3. MCRP 4-11.8D Detainee Operations
4. MCWP 2-25 Ground Reconnaissance Operations
5. MCWP 3-35.3 Military Operations on Urbanized Terrain (MOUT)

SUPPORT REQUIREMENTS:

RANGE/TRAINING AREA:

Facility Code 17310 Range Operations Building
Facility Code 17520 Automated Field Fire (AFF) Range
Facility Code 17961 Combat In Cities Facility

ROOMS/BUILDINGS: 1 - 360 live fire shoot house.

MATERIAL: SSE kit

MISCELLANEOUS:

SPECIAL PERSONNEL CERTS: Marine Net Range Safety Course (C1060120CA), and MCB Range Safety Officer Course.

RECN-RAID-2406: Lead a team while departing an objective

EVALUATION-CODED: NO

SUSTAINMENT INTERVAL: 6 months

MOS PERFORMING: 0321

BILLETS: Recon Team Leader

GRADES: SGT, SSGT

INITIAL TRAINING SETTING: MOJT

CONDITION: Given a Recon team with a mission and required equipment while conducting an assault.

STANDARD: By accounting for all personnel and equipment, conducting a tactical movement, and continuing the mission.

PERFORMANCE STEPS:

1. Conduct Emergency Evacuation Procedures (controlled and immediate), if required.
2. Conduct Consolidation Procedures and determine status of personnel.
3. Send required reports to platoon commander.
4. Prepare for departure.
5. Request permission to depart objective from support element, as required.
6. Establish external security.
7. Depart the objective.

REFERENCES:

1. FM 3-05.221 Special Forces Advanced Urban Combat

2. FM 3-90.15 Tactics, Techniques, and Procedures for Tactical Operations Involving Sensitive Sites
3. MCRP 4-11.8D Detainee Operations
4. MCWP 2-25 Ground Reconnaissance Operations
5. MCWP 3-35.3 Military Operations on Urbanized Terrain (MOUT)

SUPPORT REQUIREMENTS:

ORDNANCE:

<u>DODIC</u>	<u>Quantity</u>
A475 Cartridge, Caliber .45 Ball M1911	7 cartridges per Team
AA12 Cartridge, 9mm FX Red Marking	50 cartridges per Team
AA21 Cartridge, 9mm FX Blue Marking	50 cartridges per Team
AA40 Cartridge, 5.56mm Jacketed Frangible	30 cartridges per Team
G982 Grenade, Hand Practice Smoke TA M83	1 grenades per Team
GG09 Grenade M84, Stun/Diversionsary Flash	3 grenades per Team
L307. SIGNAL, ILLUM WHT STAR CLSTR M18A1	1 signals per Team
L312 Signal, Illumination Ground White St	1 signals per Team
L314 Signal, Illumination Ground Green St	1 signals per Team
L324 Signal, Smoke Ground Green Parachute	1 signals per Team

RANGE/TRAINING AREA:

Facility Code 17310 Range Operations Building
Facility Code 17330 Covered Training Area
Facility Code 17961 Combat In Cities Facility

UNITS/PERSONNEL: (1) RSO, (1) OIC, (1) Corpsmen and additional safety personnel as required.

OTHER SUPPORT REQUIREMENTS: (2) Radios (RSO/OIC), (1) Hand Held radio per instructor, (1) Safety Vehicle, (1) Gear Van, (10) Role Players, (1) SESAMS kits per role player, bullet traps (if required in shoot house).

MISCELLANEOUS:

ADMINISTRATIVE INSTRUCTIONS: RSO should review USMC Range Safety Pocket Guide Version 1.4 and have TMs for weapons used on hand.

SPECIAL PERSONNEL CERTS: Marine Net Range Safety Course (C1060120CA), and MCB Range Safety Officer Course.

RECN-RAID-2407: Lead a team during exfiltration

EVALUATION-CODED: NO

SUSTAINMENT INTERVAL: 1 month

MOS PERFORMING: 0321

BILLETS: Recon Team Leader

GRADES: SGT, SSGT

INITIAL TRAINING SETTING: MOJT

CONDITION: Given a Recon team with a mission and required equipment while conducting an assault

STANDARD: By conducting a tactical movement and utilizing established control measures to the extract point.

PERFORMANCE STEPS:

1. Request permission to depart objective from support element, as required.
2. Obtain command or signal to depart the objective.
3. Employ diversions, if required.
4. Establish external security.
5. Depart the objective.
6. Conduct movement.
7. Conduct reentry of friendly lines.

REFERENCES:

1. FM 3-05.221 Special Forces Advanced Urban Combat
2. FM 3-06.11 Combined Arms Operations in Urban Terrain
3. MCRP 3-01A Rifle Marksmanship
4. MCRP 4-11.8D Detainee Operations
5. MCWP 2-25 Ground Reconnaissance Operations
6. MCWP 3-35.3 Military Operations on Urbanized Terrain (MOUT)

SUPPORT REQUIREMENTS:

ORDNANCE:

<u>DODIC</u>	<u>Quantity</u>
A475 Cartridge, Caliber .45 Ball M1911	10 cartridges per Team
AA12 Cartridge, 9mm FX Red Marking	30 cartridges per Team
AA21 Cartridge, 9mm FX Blue Marking	30 cartridges per Team
AA40 Cartridge, 5.56mm Jacketed Frangible	30 cartridges per Team

RANGE/TRAINING AREA:

Facility Code 17310 Range Operations Building
Facility Code 17330 Covered Training Area
Facility Code 17502 Non-Standard Small Arms Range
Facility Code 17961 Combat In Cities Facility

UNITS/PERSONNEL: (1) RSO, (1) OIC, (1) Corpsmen and additional safety personnel as required.

OTHER SUPPORT REQUIREMENTS: (2) Radios (RSO/OIC), (1) Hand Held radio per instructor, (1) Safety Vehicle, (1) Gear Van, (1) Vehicle instructor transportation. (10) Role Players, (1) SESAMS kits per role player, and bullet traps (if required in shoot house).

MISCELLANEOUS:

ADMINISTRATIVE INSTRUCTIONS: RSO should review USMC Range Safety Pocket Guide Version 1.4 and have TMs for weapons used on hand.

SPECIAL PERSONNEL CERTS: Marine Net Range Safety Course (C1060120CA), and MCB Range Safety Officer Course.

RECN-RAID-2408: Lead a team on a Time Sensitive Target

EVALUATION-CODED: NO

SUSTAINMENT INTERVAL: 6 months

DESCRIPTION: This task is designated to reflect the requirement of Time Sensitive Targets (TST) those Marines are required to take action on during offensive operations. The objectives are not limited to buildings or structures, they can be vehicles. Marines may be required to take action on TST with the use of air assets.

INITIAL TRAINING SETTING: MOJT

CONDITION: Given a Recon team with a mission and required equipment while conducting an assault.

STANDARD: By arriving at the objective within the mission timeline, gaining entry, establishing a foothold, assuming a dominating position, and reacting to the situation.

PERFORMANCE STEPS:

1. Conduct insertion.
2. Conduct infiltration.
3. Move to objective rally point (ORP).
4. Conduct actions at the Objective Rally Point (ORP).
5. Move to the Last Covered and Concealed Position (LCC).
6. Conduct actions at the LCC.
7. Conduct movement from the LCC to the Breach Point
8. Employ diversionary device, as required.
9. Secure the objective utilizing the Fundamentals of CQB and Principles of INITIATIVE BASED TACTICS.
10. Negotiate IEDS, control unknown personnel, and initiate medical aid, as required.
11. Conduct Sensitive Site Exploitation
12. Conduct Consolidation Procedures.
13. Conduct organized departure from the objective.
14. Establish external security.
15. Depart the objective.
16. Conduct Exfiltration.
17. Conduct reentry of friendly lines.

REFERENCES:

1. FM 3-05.221 Special Forces Advanced Urban Combat
2. FM 3-06.11 Combined Arms Operations in Urban Terrain
3. MCWP 2-25 Ground Reconnaissance Operations
4. MCWP 3-35.3 Military Operations on Urbanized Terrain (MOUT)

SUPPORT REQUIREMENTS:

ORDNANCE:

<u>DODIC</u>	<u>Quantity</u>
A475 Cartridge, Caliber .45 Ball M1911	10 cartridges per Team
AA12 Cartridge, 9mm FX Red Marking	30 cartridges per Team
AA21 Cartridge, 9mm FX Blue Marking	30 cartridges per Team
AA40 Cartridge, 5.56mm Jacketed Frangible	30 cartridges per Team

G982 Grenade, Hand Practice Smoke TA M83 1 grenades per Team
GG09 Grenade M84, Stun/Diversiory Flash 1 grenades per Team
L307. SIGNAL, ILLUM WHT STAR CLSTR M18A1 1 signals per Team
L312 Signal, Illumination Ground White St 1 signals per Team
L314 Signal, Illumination Ground Green St 1 signals per Team
L324 Signal, Smoke Ground Green Parachute 1 signals per Team

RANGE/TRAINING AREA:

Facility Code 17310 Range Operations Building
Facility Code 17330 Covered Training Area
Facility Code 17961 Combat In Cities Facility

ROOMS/BUILDINGS: 1 - 360 live fire shoot house.

MATERIAL: (10) e-silhouette hard back targets (10) paper, situational target (Shoot/No shoot), (1) role riggers tape, 3 Volt Batteries, AA Batteries. (2) Black Felt Marks, (1) SESAMS kit per man (5) staple guns, spray adhesive, brooms, trash bags, and Chemlights (green, blue, red, IR).

UNITS/PERSONNEL: (1) RSO, (1) OIC, (1) Corpsmen and additional safety personnel as required, per range.

OTHER SUPPORT REQUIREMENTS: (2) Radios (RSO/OIC), (1) Safety Vehicle, (1) Gear Van, transportation. (10) Role Players, (1) SESAMS kits per role player, bullet traps (if required in shoot house).

MISCELLANEOUS:

EQUIPMENT HOURS: Individual FSBE Kit, MIAK Kit, CQBW and CQBP SL3 complete and (1) Inter-Team Radio per man.

SPECIAL PERSONNEL CERTS: Marine Net Range Safety Course (C1060120CA), and MCB Range Safety Officer Course.

RECN-RAID-2409: Lead a team in a vehicle assault

EVALUATION-CODED: NO

SUSTAINMENT INTERVAL: 12 months

MOS PERFORMING: 0321

BILLETS: Recon Team Leader

GRADES: SGT, SSGT

INITIAL TRAINING SETTING: MOJT

CONDITION: Given a Recon team with required equipment and given a mission, while conducting an assault.

STANDARD: By assuming a dominating position, reacting to the situation and securing the vehicle.

PERFORMANCE STEPS:

1. Develop and brief the vehicle assault plan.
2. Establish security.
3. Employ diversion, if required.
4. Stop the vehicle, if required.
5. Conduct movement to the vehicle.
6. Eliminate adversaries, as required.
7. Check accessibility.
8. Gain vehicle entry, as required.
9. Control vehicle occupants.
10. Search occupants/vehicle.
11. Mark vehicle.
12. Report as necessary.
13. Continue mission, as required.

REFERENCES:

1. BUST Handbook

SUPPORT REQUIREMENTS:

RANGE/TRAINING AREA: Facility Code 17410 Maneuver/Training Area, Light Forces

RECN-RAID-2501: Lead a platoon during a Specialized Raid

EVALUATION-CODED: NO

SUSTAINMENT INTERVAL: 12 months

MOS PERFORMING: 0307, 0321

BILLETS: Recon Platoon Commander, Recon Platoon Sergeant

GRADES: GYSGT, 2NDLT, 1STLT, CAPT

INITIAL TRAINING SETTING: MOJT

CONDITION: Given a mission, all required personnel and equipment, and C4I-related infrastructure and equipment.

STANDARD: By planning, rehearsing, inspecting, inserting, confirming, and executing the assigned mission in accordance with the commanders intent.

PERFORMANCE STEPS:

1. Plan and execute a specialized raid to inflict psychological damage on the enemy, as required.
2. Plan and execute a specialized raid to destroy enemy personnel or facilities, as required.
3. Plan and execute a specialized raid to harass the enemy, as required.
4. Plan and execute a specialized raid to secure combat information, as required.
5. Plan and execute a specialized raid to evacuate and/ or recover personnel, as required.
6. Plan and execute a specialized raid to create a diversion, as required.

7. Plan and execute a specialized raid utilizing specialized forms of maneuver, as required.
8. Generate Level II Intelligence Reports, as required.

REFERENCES:

1. FM 3-05.213 Special Forces Pack Animals
2. FM 31-20-5 Special Reconnaissance Tactics, Techniques and Procedures for Special Forces
3. FM 31-23 SPECIAL FORCES MOUNTED OPERATIONS TACTICS, TECHNIQUES, AND PROCEDURES
4. FMFM 6-4 Marine Rifle Company/Platoon
5. MCRP 2-25A Reconnaissance Reports Guide
6. MCRP 3-11.3A Special Forces Waterborne Operations (TC 31-25)
7. MCRP 3-11.4A Helicopter Rope Suspension Techniques (HRST) Operations
8. MCRP 3-16A Tactics, Techniques, and Procedures for the Targeting Process
9. MCRP 4-11.3H Multi-service Tactics, Techniques, and Procedures for Tactical Convoy Operations
10. MCWP 2-25 Ground Reconnaissance Operations
11. MCWP 3-1 Ground Combat Operations
12. MCWP 3-11.2 Marine Rifle Squad
13. MCWP 3-11.3 Scouting and Patrolling
14. MCWP 3-11.4 Helicopterborne Operations
15. MCWP 3-15.6 Military Free-Fall Parachuting Tactics, Techniques, and Procedures
16. MCWP 3-15.7 Static-Line Parachuting Techniques and Training
17. MCWP 5-1 Marine Corps Planning Process (MCPP)
18. SH 21-76 Ranger Handbook
19. SOCOM Handbook SOCOM Combat Convoy Handbook

SUPPORT REQUIREMENTS:

RANGE/TRAINING AREA: Facility Code 17411 Maneuver/Training Area, Amphibious Forces

RECN-RAID-2502: Lead a platoon in a raid

EVALUATION-CODED: NO

SUSTAINMENT INTERVAL: 12 months

MOS PERFORMING: 0307, 0321

BILLETS: Recon Platoon Commander, Recon Platoon Sergeant

GRADES: GYSGT, 2NDLT, 1STLT, CAPT

INITIAL TRAINING SETTING: MOJT

CONDITION: Given a recon platoon, an objective, required equipment, and an order to conduct a raid.

STANDARD: By utilizing the principles and fundamentals of fire and maneuver to dominate and secure the objective.

PERFORMANCE STEPS:

1. Conduct planning, rehearsals, and inspections.
2. Supervise and conduct mission preparation.
3. Initiate Reconnaissance plan ahead of attack to gain and maintain observation of enemy.
4. Execute tactical deception, if planned.
5. Initiate prearranged fires.
6. Cross line of departure (LOD) at the specified time.
7. Report crossing of tactical control measures to higher headquarters.
8. Overcome enemy forces en-route to objective, without becoming decisively engaged or committing unnecessary forces.
9. Isolate the object through direct and indirect fires.
10. Gain a foothold in limited objectives.
11. Maintain communications with subordinate elements and higher headquarters.
12. Breach obstacles and close off unnecessary routes, without committing additional forces.
13. Maintain momentum of the attack by rotating lead unit and supplies.
14. Seize the assigned objective.
15. Maintain status of units.
16. Position units to best influence the attack.
17. Adjust, shift, and cease direct and indirect fires to support successes.
18. Avoid committing units in a piecemeal fashion.
19. Transition into the consolidation.
20. Conduct Sensitive Site Exploitation.
21. Report status of the attack to higher headquarters.
22. Issue fragmentary orders to units in preparation for follow-on missions.
23. Execute planned withdrawal.
24. Conduct a debrief/after-action review.
25. Produce Level II Intelligence Reports, as required.

REFERENCES:

1. FMFM 6-4 Marine Rifle Company/Platoon
2. MCWP 2-25 Ground Reconnaissance Operations
3. MCWP 3-43.1 Raid Operations

SUPPORT REQUIREMENTS:

RANGE/TRAINING AREA: Facility Code 17410 Maneuver/Training Area, Light Forces

OTHER SUPPORT REQUIREMENTS: Maneuver/Training area - Insert capability ranging from vehicles to CRRCs or Assault Support Aircraft.

REC-RAID-2503: Lead a platoon during infiltration

EVALUATION-CODED: NO

SUSTAINMENT INTERVAL: 6 months

MOS PERFORMING: 0307, 0321

BILLETS: Recon Platoon Commander, Recon Platoon Sergeant

GRADES: GYSGT, 2NDLT, 1STLT, CAPT

INITIAL TRAINING SETTING: MOJT

CONDITION: Given a Recon platoon with a mission and required equipment while conducting an assault.

STANDARD: By conducting a tactical movement and utilizing established control measures up to the entry point without compromise of the raid force.

PERFORMANCE STEPS:

1. Conduct infiltration.
2. Move to objective rally point (ORP).
3. Conduct actions at the Objective Rally Point (ORP).
4. Move to the Last Covered and Concealed Position (LCC).
5. Conduct actions at the Last Covered and Concealed Position (LCC).

REFERENCES:

1. FM 3-05.221 Special Forces Advanced Urban Combat
2. FM 3-06.11 Combined Arms Operations in Urban Terrain
3. MCWP 2-25 Ground Reconnaissance Operations
4. MCWP 3-35.3 Military Operations on Urbanized Terrain (MOUT)
5. SH 21-76 Ranger Handbook

SUPPORT REQUIREMENTS:

ORDNANCE:

<u>DODIC</u>	<u>Quantity</u>
A059 Cartridge, 5.56mm Ball M855 10/Clip	100 cartridges per Marine
A475 Cartridge, Caliber .45 Ball M1911	50 cartridges per Marine
AA12 Cartridge, 9mm FX Red Marking	50 cartridges per Marine
AA21 Cartridge, 9mm FX Blue Marking	50 cartridges per Marine
AA40 Cartridge, 5.56mm Jacketed Frangible	100 cartridges per Marine
GG09 Grenade M84, Stun/Diversionsary Flash	4 grenades per Marine

ROOMS/BUILDINGS: 1 - 360 live fire shoot house.

OTHER SUPPORT REQUIREMENTS: Communications relay equipment for range control operations, Corpsman support and safety vehicle support.

MISCELLANEOUS:

SPECIAL PERSONNEL CERTS: Range Safety Officer.

RECN-RAID-2504: Lead a platoon on the Objective

EVALUATION-CODED: NO

SUSTAINMENT INTERVAL: 6 months

MOS PERFORMING: 0307, 0321

BILLETS: Recon Platoon Commander, Recon Platoon Sergeant

GRADES: GYSGT, 2NDLT, 1STLT, CAPT

INITIAL TRAINING SETTING: MOJT

CONDITION: Given a Recon platoon with a mission and required equipment while conducting an assault.

STANDARD: By gaining entry, establishing a foothold, assuming a dominating position, and reacting to the situation to successfully accomplish the assigned mission.

PERFORMANCE STEPS:

1. Direct and supervise movement from LCC to the Breach Point.
2. Direct and supervise securing of the objective utilizing the Fundamentals of CQB and the principles of IBT.
3. Direct and supervise the negotiation of IEDS, controlling of unknown personnel, and the initiation of medical aid, as required.
4. Direct and supervise the conduct Sensitive Site Exploitation.
5. Direct and supervise the conduct Consolidation Procedures.
6. Direct and supervise the conduct of an organized withdrawal from the objective.
7. Send reports to higher headquarters, as required.
8. Produce Level II Intelligence Reports, as required.

REFERENCES:

1. FM 3-05.221 Special Forces Advanced Urban Combat
2. FM 3-06.11 Combined Arms Operations in Urban Terrain
3. GAET Guidebook for Assault Entry Techniques, Volume I and II
4. MCWP 2-25 Ground Reconnaissance Operations
5. MCWP 3-35.3 Military Operations on Urbanized Terrain (MOUT)
6. SH 21-76 Ranger Handbook

SUPPORT REQUIREMENTS:

ORDNANCE:

<u>DODIC</u>	<u>Quantity</u>
A475 Cartridge, Caliber .45 Ball M1911	50 cartridges per Marine
AA12 Cartridge, 9mm FX Red Marking	60 cartridges per Marine
AA21 Cartridge, 9mm FX Blue Marking	60 cartridges per Marine
AA40 Cartridge, 5.56mm Jacketed Frangible	270 cartridges per Marine
AA64- Cartridge, 12 Gauge Low Velocity Bla	18 cartridges per weapon
AX14 Primer, Percussion 12 Gauge W209	4 primers per Marine
G982. Grenade, Hand Smoke TA M83	1 grenades per Team
GG09 Grenade M84, Stun/Diversiory Flash	6 grenades per Marine
L307 Signal, Illumination Ground White St	1 signals per Team
L312 Signal, Illumination Ground White St	1 signals per Team
L314 Signal, Illumination Ground Green St	1 signals per Team
L324 Signal, Smoke Ground Green Parachute	1 signals per Team
M456 Cord, Detonating PETN Type I Class E	20 FT per Team
M980 Charge, Demolition Sheet 0.0831 Inch	1 FT per Team
MM30 Charge, Flexible 20 Gram PETN MK140	3 FT per Team
MM51 Charge, Demolition Low Hazard MK143	2 FT per Team

RANGE/TRAINING AREA:

Facility Code 17310 Range Operations Building
Facility Code 17330 Covered Training Area

Facility Code 17502 Non-Standard Small Arms Range
Facility Code 17961 Combat In Cities Facility

ROOMS/BUILDINGS: 1 - 360 live fire shoot house.

UNITS/PERSONNEL: 1) RSO, (1) OIC, (1) Corpsmen additional safety persons as required.

MISCELLANEOUS:

ADMINISTRATIVE INSTRUCTIONS: RSO should review USMC Range Safety Pocket Guide Version 1.4 and have TMs for weapons used on hand.

SPECIAL PERSONNEL CERTS: Marine Net Range Safety Course (C1060120CA), and MCB Range Safety Officer Course.

RECN-RAID-2505: Lead a platoon during the Clearing of an Enclosure(s)

EVALUATION-CODED: NO SUSTAINMENT INTERVAL: 6 months

MOS PERFORMING: 0307, 0321

BILLETS: Recon Platoon Commander, Recon Platoon Sergeant

GRADES: GYSGT, 2NDLT, 1STLT, CAPT

INITIAL TRAINING SETTING: MOJT

CONDITION: Given a Recon platoon with a mission and required equipment while conducting an assault.

STANDARD: By assuming a dominating position and reacting to the situation.

PERFORMANCE STEPS:

1. Direct and supervise the conduct of breaching techniques, as required.
2. Ensure individual Marines utilize the fundamentals of CQB and principles of IBT.
3. Direct and supervise the negotiation of IEDS, controlling and searching of occupants, and the initiation of medical aid as required.
4. Send reports to higher headquarters, as required.

REFERENCES:

1. FM 3-05.221 Special Forces Advanced Urban Combat
2. FM 3-06.11 Combined Arms Operations in Urban Terrain
3. GAET Guidebook for Assault Entry Techniques, Volume I and II
4. MCRP 4-11.8D Detainee Operations
5. MCWP 2-25 Ground Reconnaissance Operations
6. MCWP 3-35.3 Military Operations on Urbanized Terrain (MOUT)
7. SH 21-76 Ranger Handbook
8. USMC Guide book for Breacher Techniques Volume II

SUPPORT REQUIREMENTS:

ORDNANCE:

<u>DODIC</u>	<u>Quantity</u>
A475 Cartridge, Caliber .45 Ball M1911	50 cartridges per Marine
AA12 Cartridge, 9mm FX Red Marking	50 cartridges per Marine
AA21 Cartridge, 9mm FX Blue Marking	50 cartridges per Marine
AA40 Cartridge, 5.56mm Jacketed Frangible	60 cartridges per Marine
AA64- Cartridge, 12 Gauge Low Velocity Bla	18 cartridges per weapon
GG09 Grenade M84, Stun/Diversiory Flash	5 grenades per Marine

RANGE/TRAINING AREA:

Facility Code 17310 Range Operations Building
Facility Code 17330 Covered Training Area
Facility Code 17502 Non-Standard Small Arms Range
Facility Code 17961 Combat In Cities Facility

ROOMS/BUILDINGS: 1 - 360 live fire shoot house.

MATERIAL: Hard back targets, situational target (Shoot/No shoot), Felt Marks, staple guns, spray adhesive, brooms, trash bags, Chemlights (green, blue, red, IR, white) Assault Breachers Kit, solid core doors, door knob sets, 2x4 lumber, and hollow core doors.

UNITS/PERSONNEL: (1) RSO, (1) OIC, (1) Corpsmen, and additional safety persons as required.

OTHER SUPPORT REQUIREMENTS: (2) Radios (RSO/OIC), (1) Hand Held radio per instructor, (1) Safety Vehicle. (10) Role Players, (1) SESAMS kits per role player, bullet traps (if required in shoot house).

MISCELLANEOUS:

ADMINISTRATIVE INSTRUCTIONS: RSO should review USMC Range Safety Pocket Guide Version 1.4 and have TMs for weapons used on hand.

SPECIAL PERSONNEL CERTS: Marine Net Range Safety Course (C1060120CA), and MCB Range Safety Officer Course.

RECN-RAID-2506: Lead the platoon during Site Sensitive Exploitation

EVALUATION-CODED: NO **SUSTAINMENT INTERVAL:** 6 months

MOS PERFORMING: 0307, 0321

BILLETS: Recon Platoon Commander, Recon Platoon Sergeant

GRADES: GYSGT, 2NDLT, 1STLT, CAPT

INITIAL TRAINING SETTING: MOJT

CONDITION: Given a Recon platoon with a mission and required equipment while conducting a specialized raid.

STANDARD: By collecting information in accordance FM 3-90.15.

PERFORMANCE STEPS:

1. Task organize Sensitive Site Exploitation Teams organization and team responsibilities.
2. Assign team roles and responsibilities during pre-mission planning and preparation.
3. Direct and supervise rehearsals.
4. Direct and supervise personnel during execution of the mission.
5. Direct and supervise the collection of evidence.
6. Direct and supervise the handling of evidence and ensure the utilization of the chain of custody evidence procedures.
7. Report to higher headquarters, as required.
8. Continue mission, as required
9. Continue mission, as required

REFERENCES:

1. FM 3-05.221 Special Forces Advanced Urban Combat
2. FM 3-63.1 Detainee Operations in the Global War on Terrorism
3. FM 3-90.15 Tactics, Techniques, and Procedures for Tactical Operations Involving Sensitive Sites
4. MCRP 4-11.8D Detainee Operations
5. MCWP 2-25 Ground Reconnaissance Operations
6. MCWP 3-35.3 Military Operations on Urbanized Terrain (MOUT)

SUPPORT REQUIREMENTS:

RANGE/TRAINING AREA:

Facility Code 17310 Range Operations Building
Facility Code 17502 Non-Standard Small Arms Range
Facility Code 17961 Combat In Cities Facility

ROOMS/BUILDINGS: 1 - 360 live fire shoot house.

MATERIAL: Hard back targets, situational target (Shoot/No shoot), Felt Marks, staple guns, spray adhesive, brooms, trash bags, Chemlights (green, blue, red, IR, white) Assault Breachers Kit, Solid core doors, door knob sets, 2x4 lumber, and hollow core doors.

MISCELLANEOUS:

SPECIAL PERSONNEL CERTS: Marine Net Range Safety Course (C1060120CA), and MCB Range Safety Officer Course.

RECN-RAID-2507: Lead a platoon while departing an objective

EVALUATION-CODED: NO

SUSTAINMENT INTERVAL: 6 months

MOS PERFORMING: 0307, 0321

BILLETS: Recon Platoon Commander, Recon Platoon Sergeant

GRADES: GYSGT, 2NDLT, 1STLT, CAPT

INITIAL TRAINING SETTING: MOJT

CONDITION: Given a Recon platoon with a mission and required equipment while conducting a specialized raid.

STANDARD: By accounting for all personnel and equipment, conducting a tactical movement, and continuing the mission.

PERFORMANCE STEPS:

1. Conduct Emergency Evacuation Procedures (controlled and immediate), if required.
2. Conduct Consolidation Procedures and determine status of personnel.
3. Send required reports to higher headquarters.
4. Prepare for departure.
5. Establish external security.
6. Depart the objective.

REFERENCES:

1. FM 3-05.221 Special Forces Advanced Urban Combat
2. FM 3-63.1 Detainee Operations in the Global War on Terrorism
3. FM 3-90.15 Tactics, Techniques, and Procedures for Tactical Operations Involving Sensitive Sites
4. MCRP 4-11.8D Detainee Operations
5. MCWP 2-25 Ground Reconnaissance Operations
6. MCWP 3-35.3 Military Operations on Urbanized Terrain (MOUT)

SUPPORT REQUIREMENTS:

ORDNANCE:

<u>DODIC</u>	<u>Quantity</u>
A475 Cartridge, Caliber .45 Ball M1911	7 cartridges per Marine
AA12 Cartridge, 9mm FX Red Marking	50 cartridges per Marine
AA21 Cartridge, 9mm FX Blue Marking	50 cartridges per Marine
AA40 Cartridge, 5.56mm Jacketed Frangible	30 cartridges per Marine
G982. Grenade, Hand Smoke TA M83	1 grenades per Team
GG09 Grenade M84, Stun/Diversiory Flash	3 grenades per Marine
L307. SIGNAL, ILLUM WHT STAR CLSTR M18A1	1 signals per Team
L312 Signal, Illumination Ground White St	1 signals per Team
L314 Signal, Illumination Ground Green St	1 signals per Team
L324 Signal, Smoke Ground Green Parachute	1 signals per Team

RANGE/TRAINING AREA:

Facility Code 17310 Range Operations Building
Facility Code 17330 Covered Training Area
Facility Code 17961 Combat In Cities Facility

UNITS/PERSONNEL: (1) RSO, (1) OIC, (1) Corpsmen and additional safety personnel as required.

OTHER SUPPORT REQUIREMENTS: 2) Radios (RSO/OIC), (1) Hand Held radio per

AA40 Cartridge, 5.56mm Jacketed Frangible 30 cartridges per Marine

RANGE/TRAINING AREA:

Facility Code 17310 Range Operations Building
Facility Code 17330 Covered Training Area
Facility Code 17502 Non-Standard Small Arms Range
Facility Code 17961 Combat In Cities Facility

UNITS/PERSONNEL: 1) RSO, (1) OIC, (1) Corpsmen and additional safety personnel as required.

OTHER SUPPORT REQUIREMENTS: (2) Radios (RSO/OIC), (1) Hand Held radio per instructor, (1) Safety Vehicle, (1) Gear Van, (1) Vehicle instructor transportation. (10) Role Players, (1) SESAMS kits per role player, and bullet traps (if required in shoot house).

MISCELLANEOUS:

ADMINISTRATIVE INSTRUCTIONS: RSO should review USMC Range Safety Pocket Guide Version 1.4 and have TMs for weapons used on hand.

SPECIAL PERSONNEL CERTS: Marine Net Range Safety Course (C1060120CA), and MCB Range Safety Officer Course.

RECN-RAID-2509: Lead a platoon on a Time Sensitive Target

EVALUATION-CODED: NO

SUSTAINMENT INTERVAL: 6 months

DESCRIPTION: This task is designated to reflect the requirement of Time Sensitive Targets (TST) those Marines are required to take action on during offensive operations. The objectives are not limited to buildings or structures, they can be vehicles. Marines may be required to take action on TST with the use of air assets.

MOS PERFORMING: 0307, 0321

BILLETS: Recon Platoon Commander, Recon Platoon Sergeant

GRADES: GYSGT, 2NDLT, 1STLT, CAPT

INITIAL TRAINING SETTING: MOJT

CONDITION: Given a Recon platoon with a mission and required equipment while conducting a specialized raid.

STANDARD: By gaining entry, establishing a foothold, assuming a dominating position, and reacting to the situation to accomplish the assigned mission.

PERFORMANCE STEPS:

1. Conduct insertion.
2. Conduct infiltration.
3. Move to objective rally point (ORP).

4. Conduct actions at the Objective Rally Point (ORP).
5. Move to the Last Covered and Concealed Position (LCC).
6. Conduct actions at the LCC.
7. Direct and supervise movement from the LCC to the Breach Point.
8. Direct and supervise securing the objective utilizing the Fundamentals of CQB and Principles of IBT.
9. Direct and supervise the negotiation of IEDS, controlling of unknown personnel, and the initiation of medical aid, as required.
10. Direct and supervise Sensitive Site Exploitation.
11. Direct and supervise Consolidation Procedures.
12. Direct and supervise an organized departure from the objective.
13. Establish external security.
14. Depart the objective.
15. Conduct Exfiltration.
16. Conduct reentry of friendly lines.

REFERENCES:

1. FM 3-05.221 Special Forces Advanced Urban Combat
2. FM 3-06.11 Combined Arms Operations in Urban Terrain
3. MCWP 2-25 Ground Reconnaissance Operations
4. MCWP 3-35.3 Military Operations on Urbanized Terrain (MOUT)

SUPPORT REQUIREMENTS:

ORDNANCE:

<u>DODIC</u>	<u>Quantity</u>
A475 Cartridge, Caliber .45 Ball M1911	10 cartridges per Marine
AA12 Cartridge, 9mm FX Red Marking	30 cartridges per Marine
AA21 Cartridge, 9mm FX Blue Marking	30 cartridges per Marine
AA40 Cartridge, 5.56mm Jacketed Frangible	30 cartridges per Marine
G982. Grenade, Hand Smoke TA M83	1 grenades per Team
GG09 Grenade M84, Stun/Diversionsary Flash	1 grenades per Team
L307 Signal, Illumination Ground White St	1 signals per Team
L312 Signal, Illumination Ground White St	1 signals per Team
L314 Signal, Illumination Ground Green St	1 signals per Team
L324 Signal, Smoke Ground Green Parachute	1 signals per Team

RANGE/TRAINING AREA:

Facility Code 17310 Range Operations Building
Facility Code 17330 Covered Training Area
Facility Code 17961 Combat In Cities Facility

ROOMS/BUILDINGS: 1 - 360 live fire shoot house.

EQUIPMENT: Individual FSBE Kit, MIAK Kit, CQBW and CQBP SL3 complete and (1) Inter-Team Radio per man.

MATERIAL: (10) e-silhouette hard back targets (10) paper, situational target (Shoot/No shoot), (1) role riggers tape, 3 Volt Batteries, AA Batteries. (2) Black Felt Marks, (1) SESAMs kit per man (5) staple guns, spray adhesive, brooms, trash bags, and Chemlights (green, blue, red, IR).

UNITS/PERSONNEL: (1) RSO, (1) OIC, (1) Corpsmen and additional safety personnel as required, per range.

OTHER SUPPORT REQUIREMENTS: (2) Radios (RSO/OIC), (1) Safety Vehicle, (1) Gear Van, transportation. (10) Role Players, (1) SESAMS kits per role player, bullet traps (if required in shoot house).

MISCELLANEOUS:

SPECIAL PERSONNEL CERTS: Marine Net Range Safety Course (C1060120CA), and MCB Range Safety Officer Course.

RECN-RAID-2601: Direct a Specialized Raid

EVALUATION-CODED: NO

SUSTAINMENT INTERVAL: 12 months

MOS PERFORMING: 0307, 0321

BILLETS: Recon Company Commander, Recon Company Executive Officer, Recon Company Operations Chief, Recon Company Operations Officer, Recon Company Training Chief

GRADES: GYSGT, MSGT, 1STLT, CAPT, MAJ

INITIAL TRAINING SETTING: MOJT

CONDITION: Given a mission, all required personnel and equipment, and C4I-related infrastructure and equipment.

STANDARD: By planning, rehearsing, inspecting, and coordinating actions on the objective.

PERFORMANCE STEPS:

1. Plan and coordinate platoon(s) specialized raid(s) to inflict psychological damage on the enemy, as required.
2. Plan and coordinate platoon(s) specialized raid(s) to destroy enemy personnel or facilities, as required.
3. Plan and coordinate platoon(s) specialized raid(s) to harass the enemy, as required.
4. Plan and coordinate platoon(s) specialized raid(s) to secure combat information, as required.
5. Plan and coordinate platoon(s) specialized raid(s) to evacuate and/ or recover personnel, as required.
6. Plan and coordinate platoon(s) specialized raid(s) to create a diversion, as required.
7. Plan and coordinate platoon(s) specialized raid(s) utilizing specialized forms of maneuver, as required.
8. Generate Level II Intelligence Reports, as required.

REFERENCES:

1. FM 3-05.213 Special Forces Pack Animals
2. FM 31-20-5 Special Reconnaissance Tactics, Techniques and Procedures for Special Forces
3. FM 31-23 SPECIAL FORCES MOUNTED OPERATIONS TACTICS, TECHNIQUES, AND PROCEDURES

4. FMFM 6-4 Marine Rifle Company/Platoon
5. MCRP 2-25A Reconnaissance Reports Guide
6. MCRP 3-11.3A Special Forces Waterborne Operations (TC 31-25)
7. MCRP 3-11.4A Helicopter Rope Suspension Techniques (HRST) Operations
8. MCRP 3-16A Tactics, Techniques, and Procedures for the Targeting Process
9. MCRP 4-11.3H Multi-service Tactics, Techniques, and Procedures for Tactical Convoy Operations
10. MCWP 2-25 Ground Reconnaissance Operations
11. MCWP 3-1 Ground Combat Operations
12. MCWP 3-11.2 Marine Rifle Squad
13. MCWP 3-11.3 Scouting and Patrolling
14. MCWP 3-11.4 Helicopterborne Operations
15. MCWP 3-15.6 Military Free-Fall Parachuting Tactics, Techniques, and Procedures
16. MCWP 3-15.7 Static-Line Parachuting Techniques and Training
17. MCWP 5-1 Marine Corps Planning Process (MCP)
18. SH 21-76 Ranger Handbook
19. SOCOM Handbook SOCOM Combat Convoy Handbook

SUPPORT REQUIREMENTS:

RANGE/TRAINING AREA: Facility Code 17411 Maneuver/Training Area,
Amphibious Forces

REC-REC-2519: Conduct a Ground Reconnaissance confirmation brief

EVALUATION-CODED: NO

SUSTAINMENT INTERVAL: 6 months

DESCRIPTION: Given the high levels of risk associated with the employment of Ground Reconnaissance assets, commanders will require confirmation briefs prior to authorizing their employment. These briefs will allow all units and staff sections involved to fully comprehend the mission, and support requirements of Ground Reconnaissance units. The Ground Reconnaissance unit leader must be capable to fully communicate his plan, planning considerations, and support requirements needed to the commander.

MOS PERFORMING: 0307, 0321

BILLETS: Recon Platoon Commander, Recon Platoon Sergeant

GRADES: GYSGT, 2NDLT, 1STLT, CAPT

INITIAL TRAINING SETTING: FORMAL

CONDITION: Given mission current information, PIRs and CCIRs, and appropriate briefing materials.

STANDARD: At the time appointed and in the time allotted by the commanding officer, incorporating pertinent mission factors, in order to convey an accurate operational picture to the commander and his staff.

PERFORMANCE STEPS:

1. Prepare comprehensive and detailed briefing to commander detailing mission plan.
2. Effectively communicate support requirements for Ground Reconnaissance mission.
3. Ensure all support requirements are being met.
4. Ensure mission meets the commanders objectives.
5. Ensure the adjacent units understand the Ground Reconnaissance mission.
6. Ensure the mission is within the scope of the Ground Reconnaissance units abilities.

REFERENCES:

1. MCDP 1-0 Marine Corps Operations, Sep 2001
2. MCO 3120.11 Marine Corps Parachuting Policy and Program Administration
3. MCO 3150.4 Diving Policy and Administration
4. MCO 3500.42A W/ ERRATUM Marine Corps Helicopter Rope Suspension Training Policy (HRST) and Program Administration
5. MCRP 2-25A Reconnaissance Reports Guide
6. MCRP 2-3A Intelligence Preparation of the Battlefield/Battlespace
7. MCRP 3-11.3A Special Forces Waterborne Operations (TC 31-25)
8. MCRP 3-11.4A Helicopter Rope Suspension Techniques (HRST) Operations
9. MCRP 3-16A Tactics, Techniques, and Procedures for the Targeting Process
10. MCRP 3-35.9A Multi-Service Tactics, Techniques, and Procedures for military diving operations
11. MCWP 2-1 Intelligence Operations
12. MCWP 2-12 MAGTF Intelligence Production and Analysis
13. MCWP 2-24B Remote Sensor Operations
14. MCWP 2-25 Ground Reconnaissance Operations
15. MCWP 3-1 Ground Combat Operations
16. MCWP 3-11.2 Marine Rifle Squad
17. MCWP 3-11.3 Scouting and Patrolling
18. MCWP 3-11.4 Helicopterborne Operations
19. MCWP 3-15.6 Military Free-Fall Parachuting Tactics, Techniques, and Procedures
20. MCWP 3-15.7 Static-Line Parachuting Techniques and Training
21. MCWP 5-1 Marine Corps Planning Process (MCPP)
22. SH 21-76 Ranger Handbook
23. V I U.S. Navy Dive Manual
24. V II U.S. Navy Dive Manual

SUPPORT REQUIREMENTS:

MATERIAL: Classified/unclassified products.

MISCELLANEOUS:

ADMINISTRATIVE INSTRUCTIONS: Based upon the classification of information products being handled, appropriate facilities must be made available such as lockable safes and or secure storage areas.

RECEN-SHAP-2001: Call for indirect fire using the shift from a known point method

EVALUATION-CODED: NO

SUSTAINMENT INTERVAL: 12 months

MOS PERFORMING: 0307, 0321, 8403, 8427

BILLETS: Recon Man

GRADES: PVT, PFC, LCPL, CPL, SGT, SSGT, GYSGT, 2NDLT, 1STLT, CAPT, NV-SN, NV-PO-3, NV-PO-2, NV-PO-1, NV-CPO

INITIAL TRAINING SETTING: MOJT

CONDITION: Given a map, compass, protractor, target, and radio with frequency.

STANDARD: By achieving effective fire on target within three adjustments.

PERFORMANCE STEPS:

1. Determine the grid coordinates of your location.
2. Transmit your location coded to the fire direction center.
3. Determine target description.
4. Determine the direction to the target from the observer's position in mils.
5. Determine/estimate the distance to the target from the observer's position in meters.
6. Determine the vertical interval between the observer and the target in meters.
7. Establish an observer to target factor.
8. Determine the method of engagement.
9. Determine the method of fire and control.
10. Initiate a call for fire by transmitting observer identification and warning order to the fire direction center. The warning order consists of FDC call sign, observer ID, and the target shifted from. (FDC this is FO, shift from AB-1001, over.)
11. Send the second transmission. It consists of observer to target (OT) direction, and corrections from a know target. Direction 2850, (left/right____, add/drop____, up/down____, over.)
12. Send the third transmission. It consists of a target description, method of engagement, and method of fire and control to the fire direction center. (Dismounted infantry and APCs in the open, HE/RP mix, fire when ready, over.)
13. Receive a message to observer from the fire direction center.
14. Receive "shot, over" from the fire direction center.
15. Transmit "shot, out" to the fire direction center.
16. Observe the impact of the round.
17. Spot the round for height of burst, range, and deviation from the target.
18. Using the height of burst spotting; determine the height of burst (HOB) correction in meters.
19. Using the range spotting, determine the range correction in meters using successive or hasty bracketing.
20. Using the deviation spotting and the OT factor, determine the deviation correction in meters.
21. Transmit a correction for deviation, range, and height of burst.
22. Repeat performance steps 11 through 18 until the target is within the effective casualty radius/HOB of the round.

23. Transmit a request to fire for effect to the fire direction center.
24. Receive "rounds complete" from the fire direction center.
25. Transmit "rounds complete, out" to the fire direction center.
26. Transmit "rounds complete, out" to the fire direction center.
27. Determine refinement corrections.
28. Transmit refinement correction, record as target if required, an end of mission request, and battle damage assessment.

REFERENCES:

1. MCWP 3-16.6A Supporting Arms Observer, Spotter and Controller (FMFM 6-8)

SUPPORT REQUIREMENTS:

ORDNANCE:

<u>DODIC</u>	<u>Quantity</u>
C868 Cartridge, 81mm HE M821/M821A1 with	4 cartridges per Marine

RANGE/TRAINING AREA: Facility Code 17670 Mortar Range

OTHER SUPPORT REQUIREMENTS: ISMT, TSFO, CAST Trainer, FOPCSIM, Sand table, and pneumatic mortars.

MISCELLANEOUS:

ADMINISTRATIVE INSTRUCTIONS: This task can be trained to standard using simulation.

RECNSHAP-2002: Adjust naval gunfire

EVALUATION-CODED: NO **SUSTAINMENT INTERVAL:** 12 months

MOS PERFORMING: 0307, 0321, 8403, 8427

BILLETS: Recon Man

GRADES: PVT, PFC, LCPL, CPL, SGT, SSGT, GYSGT, 2NDLT, 1STLT, CAPT, NV-SN, NV-PO-3, NV-PO-2, NV-PO-1, NV-CPO

INITIAL TRAINING SETTING: MOJT

CONDITION: Given a target between 2000 and 5000 meters from observer, all required communications and target location equipment.

STANDARD: By achieving effective fire on target within 6 adjustments.

PERFORMANCE STEPS:

1. Determine target location.
2. Transmit the call for fire (CFF).
3. Make subsequent corrections using the correct format.
4. Initiate fire for effect.
5. Transmit End Of Mission (EOM) and surveillance.

REFERENCES:

1. MCWP 3-16.6A Supporting Arms Observer, Spotter and Controller (FMFM 6-8)

SUPPORT REQUIREMENTS:

ROOMS/BUILDINGS: 1. TSFO facility.

OTHER SUPPORT REQUIREMENTS: TSFO - Trainer Support Forward Observer

MISCELLANEOUS:

SPECIAL PERSONNEL CERTS: This task can be trained on TSFO.

RECN-SHAP-2003: Conduct a coordinated illumination mission

EVALUATION-CODED: NO SUSTAINMENT INTERVAL: 12 months

MOS PERFORMING: 0307, 0321, 8403, 8427

BILLETS: Recon Man

GRADES: PVT, PFC, LCPL, CPL, SGT, SSGT, GYSGT, 2NDLT, 1STLT, CAPT, NV-SN, NV-PO-3, NV-PO-2, NV-PO-1, NV-CPO

INITIAL TRAINING SETTING: MOJT

CONDITION: Given a map, radio, compass, protractor, and a target during the hours of darkness.

STANDARD: By transmitting illumination call for fire within 60 seconds followed by an HE call for fire within 60 seconds of identifying the target as a threat.

PERFORMANCE STEPS:

1. Transmit the complete illumination Call For Fire (CFF), in proper sequence.
2. Determine and transmit subsequent corrections to include Height of Burst HOB line, if required.
3. Once target is illuminated, determine target location.
4. Transmit coordinated illumination Call For Fire (CFF), in proper sequence.
5. Determine and transmit subsequent corrections within 15 seconds of High Explosive (HE) round impact.
6. Request Fire For Effect (FFE).
7. Transmit refinement data (if any), Record as Target (if desired), End of Mission (required), and surveillance (required).

REFERENCES:

1. MCWP 3-16.6A Supporting Arms Observer, Spotter and Controller (FMFM 6-8)

SUPPORT REQUIREMENTS:

ORDNANCE:

<u>DODIC</u>	<u>Quantity</u>
C869 Cartridge, 81mm HE M889/M889A1 with	4 cartridges per Marine
C871 Cartridge, 81mm Illuminating M853A1	6 cartridges per Marine

OTHER SUPPORT REQUIREMENTS: 1. Supporting indirect fire. 2. Impact area
Weapon: M252 81mm medium extended range mortar.

RECN-SHAP-2004: Direct a Close Air Support (CAS) strike (Type I)

EVALUATION-CODED: NO **SUSTAINMENT INTERVAL:** 2 months

MOS PERFORMING: 0307, 0321, 8403, 8427

BILLETS: Recon Man

GRADES: PVT, PFC, LCPL, CPL, SGT, SSGT, GYSGT, 2NDLT, 1STLT, CAPT, NV-SN,
NV-PO-3, NV-PO-2, NV-PO-1, NV-CPO

INITIAL TRAINING SETTING: MOJT

CONDITION: Given a target, a topographic map, compass, protractor, an attack aircraft (with a call sign, mission number, and type ordnance load), enemy situation, friendly situation, initial points or battle positions, attack restrictions, a radio, frequency, commander's intent, and with a Forward Air Controller (FAC).

STANDARD: To achieve desired effect(s) on target that supports the ground scheme of maneuver, and in accordance with JP 3-09.

PERFORMANCE STEPS:

1. Determine the target description.
2. Determine the target grid location and elevation.
3. Request CAS mission.
4. Make initial contact with aircraft and provide required identification.
5. Receive initial contact from aircraft.
6. Submit initial point or attack position to the aircraft.
7. Submit heading and offset to the aircraft.
8. Submit distance to the aircraft.
9. Submit target elevation to the aircraft.
10. Submit target description to the aircraft.
11. Submit the grid location of the target to the aircraft.
12. Submit the type of mark to the target.
13. Submit the location of friendly forces to the aircraft.
14. Submit the egress to the aircraft.
15. Submit the desired time for ordnance to impact the target in minutes and/or seconds to the aircraft followed by the word "Hack."
16. Receive acknowledgement of the hack from the aircraft.
17. Submit acknowledgement of the marking round.
18. Submit adjustments to the aircraft in cardinal direction and distance from the marking round to the target.
19. Submit the percent of ordnance on target and/or the percent of target destroyed to the aircraft.

REFERENCES:

1. JP 3-09 Joint Fire Support
2. JP 3-09.3 Close Air Support
3. MCRP 3-16.2 Techniques and Procedures for Fire Support Coordination
4. MCWP 3-23.1 Close Air Support

SUPPORT REQUIREMENTS:

RANGE/TRAINING AREA:

Facility Code 17330 Covered Training Area
Facility Code 17430 Impact Area Dudded
Facility Code 17936 Close Air Support Range

MISCELLANEOUS:

ADMINISTRATIVE INSTRUCTIONS: 1. Terminal controller should have: a. Aircraft on correct azimuth. b. Aircraft pointed at target prior to cleared hot call given--regardless of platform. 2. Includes acting as FiST, terminal controller, and/or FSCC. 3. Type I CAS requires a certified JTAC to control terminal guidance for non-Marine aircraft. A Marine that is not JTAC qualified will complete this task as an observer (Type II CAS) through a JTAC for terminal guidance. 4. Simulation may be used as an alternative to perform this task instead of field or live fire training. 5. JTAC certification is required in addition to this task to control a CAS strike. 6. This task supports observer facilitation of a JTAC control of a CAS strike.

RECNSHAP-2005: Facilitate a Close Air Support (CAS) Type II or Type III terminal attack control as an observer (A)

EVALUATION-CODED: NO

SUSTAINMENT INTERVAL: 12 months

MOS PERFORMING: 0307, 0321, 8403, 8427

BILLETS: Recon Man

GRADES: PVT, PFC, LCPL, CPL, SGT, SSGT, GYSGT, 2NDLT, 1STLT, CAPT, NV-SN, NV-PO-3, NV-PO-2, NV-PO-1, NV-CPO

INITIAL TRAINING SETTING: MOJT

CONDITION: Given a scenario involving a Close Air Support (CAS) engagement with a Joint Tactical Air Controller (JTAC) executing terminal control, a topographic map, compass, protractor, a target, an attack aircraft, type ordnance load, a radio with a frequency, while wearing a fighting load.

STANDARD: To achieve desired effects on target.

PERFORMANCE STEPS:

1. With the aid of a SALUTE report, provide target information and request fires to higher headquarters via the appropriate radio nets.
2. Determine the elements of a CAS brief (9-line).

3. Determine the elements of a CAS brief (6-line) (USMC RW).
4. Record a CAS check-in brief.
5. Provide the CAS aircraft a talk-on to the target.
6. Provide Battle Damage Assessment (BDA) to the CAS aircraft or JTAC.

REFERENCES:

1. JP 3-09.3 Close Air Support
2. MCRP 3-16.6A Multi-Service Procedures for the Joint Application of Firepower (J-FIRE)

SUPPORT REQUIREMENTS:

RANGE/TRAINING AREA:

Facility Code 17330 Covered Training Area
Facility Code 17430 Impact Area Dudded
Facility Code 17936 Close Air Support Range

ROOMS/BUILDINGS: Combined Arms Staff Trainer

OTHER SUPPORT REQUIREMENTS: Due to the limited number of sorties available, it is encouraged to utilize available simulation for the sustainment of this training.

MISCELLANEOUS:

ADMINISTRATIVE INSTRUCTIONS: Type I CAS requires a certified JTAC to control terminal guidance. A Marine that is not JTAC qualified will complete this task as an observer (Type II/III CAS) through a JTAC for terminal guidance.

RECEN-SHAP-2006: Operate target location equipment

EVALUATION-CODED: NO **SUSTAINMENT INTERVAL:** 12 months

MOS PERFORMING: 0307, 0321, 8403, 8427

BILLETS: Recon Man

GRADES: PVT, PFC, LCPL, CPL, SGT, SSGT, GYSGT, 2NDLT, 1STLT, CAPT, NV-SN, NV-PO-3, NV-PO-2, NV-PO-1, NV-CPO

INITIAL TRAINING SETTING: MOJT

CONDITION: Given a target location device, a compass, map, GPS, designated target, and communication assets.

STANDARD: By determining the targets eight digit grid location.

PERFORMANCE STEPS:

1. Inspect SL-3 components for accountability and serviceability.
2. Assemble/mount device.
3. Use controls and indicators.

4. Troubleshoot device.
5. Determine distance and direction from observer to target, as required.
6. Determine distance and direction from a known point to target, as required.
7. Obtain data.
8. Fire mission.
9. Determine adjustments to mission fired, as required.
10. Disassemble device.
11. Perform preventive maintenance.

REFERENCES:

1. MCWP 3-16.6A Supporting Arms Observer, Spotter and Controller (FMFM 6-8)

SUPPORT REQUIREMENTS:

RANGE/TRAINING AREA: Facility Code 17410 Maneuver/Training Area, Light Forces

OTHER SUPPORT REQUIREMENTS: 1. Supporting indirect fire. 2. Laser safe and approved impact area Weapon: M252 81mm medium extended range mortar

RECN-SHAP-2007: Mark Targets for Fires

EVALUATION-CODED: NO

SUSTAINMENT INTERVAL: 12 months

MOS PERFORMING: 0307, 0321, 8403, 8427

BILLETS: Recon Man

GRADES: PVT, PFC, LCPL, CPL, SGT, SSGT, GYSGT, 2NDLT, 1STLT, CAPT, NV-SN, NV-PO-3, NV-PO-2, NV-PO-1, NV-CPO

INITIAL TRAINING SETTING: MOJT

CONDITION: Given a target, low light conditions, required equipment, night vision device (NVD) capable support, and a laser-based Infra-Red (IR) illuminator.

STANDARD: By pointing out the threat to supporting forces and enabling them to effectively engage the target.

PERFORMANCE STEPS:

1. Inspect SL-3 components for accountability and serviceability.
2. Use controls and indicators.
3. Troubleshoot device.
4. Establish communications with the supporting unit.
5. Employ IR illuminator by marking the target.
6. Ensure that supporting forces have visually acquired the IR mark.
7. Ensure that mark is steady and does not oscillate significantly.
8. Fire mission.
9. Determine adjustments to mission fired, as required.
10. Disassemble device.

11. Perform preventive maintenance.

REFERENCES:

1. MCWP 3-16.6A Supporting Arms Observer, Spotter and Controller (FMFM 6-8)

SUPPORT REQUIREMENTS:

RANGE/TRAINING AREA: Facility Code 17410 Maneuver/Training Area, Light Forces

OTHER SUPPORT REQUIREMENTS: 1. Supporting indirect fire. 2. Laser safe and approved impact area.

RECEN-SHAP-2008: Hunt a Target

EVALUATION-CODED: NO

SUSTAINMENT INTERVAL: 12 months

MOS PERFORMING: 0307, 0321, 8403, 8427

BILLETS: Recon Man

GRADES: PVT, PFC, LCPL, CPL, SGT, SSGT, GYSGT, 2NDLT, 1STLT, CAPT, NV-SN, NV-PO-3, NV-PO-2, NV-PO-1, NV-CPO

INITIAL TRAINING SETTING: MOJT

CONDITION: Given a mission, live target(s) (enemy person), individual weapon, and required equipment, while acting as a member of a reconnaissance patrol, and wearing a fighting load.

STANDARD: By gaining access to the environment, persisting within the operational area, maintaining security, reacting appropriately to the enemy situation, and accomplishing the assigned mission.

PERFORMANCE STEPS:

1. Determine approximate location of target.
2. Conduct terrain and route study.
3. Determine method(s) of movement to be used.
4. Close distance on Target.
5. Locate Target.
6. Assess Target Status.
7. Identify Target.
8. Conduct actions against target appropriate to ROE and mission task and guidance.

REFERENCES:

1. FMFM 1-3B Sniping
2. Joint Special Operations University Hunter/ Killer Teams: Attacking Enemy Safe Havens
3. MCWP 2-25 Ground Reconnaissance Operations
4. MCWP 3-15.3 Scout Sniping

SUPPORT REQUIREMENTS:

RANGE/TRAINING AREA:

Facility Code 17413 Field Training Area
Facility Code 17420 Maneuver/Training Area, Heavy Forces

AIRCRAFT: Any fixed, rotary, or UAV platform that can provide ISR support.

EQUIPMENT: TE weapons; TE optics; TE communication equipment. Body-worn Blue Force Tracking Devices.

MATERIAL: Camouflage materials; Ghillie suits, veils, smocks, spray paint, camouflage netting, screen material, and garnish.

UNITS/PERSONNEL: Recon team, live target.

MISCELLANEOUS:

ADMINISTRATIVE INSTRUCTIONS: Coordination for off base training must be made with local, state, and federal law enforcement agencies as well as appropriate county or city manager/s. Hold harmless and Land User agreements must be made with private property owners for the use of non-government sites.

RECN-SHAP-2009: Perform tactical deception

EVALUATION-CODED: NO **SUSTAINMENT INTERVAL:** 12 months

MOS PERFORMING: 0307, 0321, 8403, 8427

BILLETS: Recon Man

GRADES: PVT, PFC, LCPL, CPL, SGT, SSGT, GYSGT, 2NDLT, 1STLT, CAPT, NV-SN, NV-PO-3, NV-PO-2, NV-PO-1, NV-CPO

INITIAL TRAINING SETTING: MOJT

CONDITION: Given a mission, live target(s) (enemy person), individual weapon, and required equipment, while acting as a member of a reconnaissance patrol, and wearing a fighting load.

STANDARD: By deceiving the enemy into exposing his position by engaging the deception device.

PERFORMANCE STEPS:

1. Determine mission requirements.
2. Research the enemy TTPs.
3. Emplace tactical deception device.
4. Exploit the enemy position.

REFERENCES:

1. The Complete Book of U.S. Sniping Peter R. Senich

2. FM 3-05.222 U.S. Army Special Forces Sniper Training and Employment
3. FMFM 1-3B Sniping
4. Joint Special Operations University Hunter/Killer Teams: Attacking Enemy Safe Havens
5. MCWP 2-25 Ground Reconnaissance Operations
6. MCWP 3-15.3 Scout Sniping

SUPPORT REQUIREMENTS:

RANGE/TRAINING AREA:

Facility Code 17413 Field Training Area
Facility Code 17420 Maneuver/Training Area, Heavy Forces

AIRCRAFT: Any fixed, rotary, or UAV platform that can provide ISR support.

EQUIPMENT: TE weapons; TE optics; TE communication equipment. Body-worn Blue Force Tracking Devices.

MATERIAL: Camouflage materials; Ghillie suits, veils, smocks, spray paint, camouflage netting, screen material, and garnish.

UNITS/PERSONNEL: Recon team, live target.

MISCELLANEOUS:

ADMINISTRATIVE INSTRUCTIONS: Coordination for off base training must be made with local, state, and federal law enforcement agencies as well as appropriate county or city manager/s. Hold harmless and Land User agreements must be made with private property owners for the use of non-government sites.

RECEN-SHAP-2010: Participate in an Ambush

EVALUATION-CODED: NO **SUSTAINMENT INTERVAL:** 12 months

MOS PERFORMING: 0307, 0321, 8403, 8427

BILLETS: Recon Man

GRADES: PVT, PFC, LCPL, CPL, SGT, SSGT, GYSGT, 2NDLT, 1STLT, CAPT, NV-SN, NV-PO-3, NV-PO-2, NV-PO-1, NV-CPO

INITIAL TRAINING SETTING: MOJT

CONDITION: Given a mission, live target(s) (enemy personnel), individual weapon, and required equipment, while acting as a member of a reconnaissance patrol, and wearing a fighting load.

STANDARD: By maintaining security, reacting appropriately to the enemy situation, and accomplishing the assigned mission.

PERFORMANCE STEPS:

1. Participate in planning.
2. Participate in inspections and rehearsals.
3. Conduct movement.
4. Load ambush.
5. Initiate the ambush.
6. Conduct search.
7. Continue with mission, as required.

REFERENCES:

1. MCWP 2-25 Ground Reconnaissance Operations
2. MCWP 3-11.2 Marine Rifle Squad

SUPPORT REQUIREMENTS:

ORDNANCE:

<u>DODIC</u>	<u>Quantity</u>
A059 Cartridge, 5.56mm Ball M855 10/Clip	120 cartridges per weapon
A131 Cartridge, 7.62mm 4 Ball M80/1 Trace	100 cartridges per weapon
G878 Fuze, Hand Grenade Practice M228	12 fuzes per Team
K143 Mine, Antipersonnel M18A1 with M57 F	2 mines per Team
L495 Flare, Surface Trip M49 Series	2 flares per Team

RANGE/TRAINING AREA:

Facility Code 17410 Maneuver/Training Area, Light Forces
Facility Code 17750 Infantry Squad Battle Course
Facility Code 17830 Light Demolition Range

AIRCRAFT: Any fixed, rotary, or UAV platform that can provide ISR support.

EQUIPMENT: TE weapons; TE optics; TE communication equipment.

UNITS/PERSONNEL: Recon team, live target.

MISCELLANEOUS:

ADMINISTRATIVE INSTRUCTIONS: Coordination for off base training must be made with local, state, and federal law enforcement agencies as well as appropriate county or city manager/s. Hold harmless and Land User agreements must be made with private property owners for the use of non-government sites.

RECN-SHAP-2401: Advise the Commander on Sniper Employment

EVALUATION-CODED: NO

SUSTAINMENT INTERVAL: 12 months

MOS PERFORMING: 0321

BILLETS: Recon Team Leader

GRADES: SGT, SSGT

INITIAL TRAINING SETTING: FORMAL

CONDITION: Given a mission, area of operations, and a Commander.

STANDARD: By informing the Commander as to the capabilities and limitations of sniper employment in support of the given mission and recommending the best method of sniper employment to be used to fulfill PIRs and CCIRs.

PERFORMANCE STEPS:

1. Determine the need for sniper employment.
2. Coordinate with adjacent and supporting units.
3. Conduct operations and intelligence updates.
4. Analyze the situation.
5. Develop multiple Courses of Action.
6. Determine best Course of Action to use with Commander.
7. Develop a sniper employment and engagement plan.
8. Brief Commander.

REFERENCES:

1. The Complete Book of U.S. Sniping Peter R. Senich
2. FM 3-05.222 U.S. Army Special Forces Sniper Training and Employment
3. FMFM 1-3B Sniping
4. MCWP 2-25 Ground Reconnaissance Operations
5. MCWP 3-15.3 Scout Sniping

SUPPORT REQUIREMENTS:

ROOMS/BUILDINGS: Secure Isolation Facility.

RECNSHAP-2402: Lead a Sniper Patrol

EVALUATION-CODED: NO

SUSTAINMENT INTERVAL: 12 months

MOS PERFORMING: 0321

BILLETS: Recon Team Leader

GRADES: SGT, SSGT

INITIAL TRAINING SETTING: FORMAL

CONDITION: Given a recon team, required equipment, and a mission with commanders intent to conduct sniping operations.

STANDARD: By gaining access to the environment, persisting within the operational area, maintaining security, reacting appropriately to the enemy situation, and providing sniper and counter sniper support while fulfilling PIRs and CCIRs.

PERFORMANCE STEPS:

1. Receive commanders guidance/order.
2. Write and issue a warning order.

3. Coordinate with adjacent units.
4. Write and issue a patrol order.
5. Conduct inspections and rehearsals.
6. Depart friendly lines.
7. Submit reports, as required.
8. Lead actions on enemy contact.
9. Lead actions on the objective.
10. Re-enter friendly lines.
11. Conduct patrol debrief.
12. Conduct after-actions and patrol report.

REFERENCES:

1. The Complete Book of U.S. Sniping Peter R. Senich
2. FM 3-05.222 U.S. Army Special Forces Sniper Training and Employment
3. FMFM 1-3B Sniping
4. MCWP 2-25 Ground Reconnaissance Operations
5. MCWP 3-15.3 Scout Sniping

SUPPORT REQUIREMENTS:

RANGE/TRAINING AREA:

Facility Code 17413 Field Training Area
Facility Code 17420 Maneuver/Training Area, Heavy Forces
Facility Code 17560 Sniper Field-Fire Range
Facility Code 17962 MOUT Collective Training Facility (Small)
Facility Code 17963 MOUT Collective Training Facility (Large)

AIRCRAFT: Any of the following necessary for planning and execution purposes: Rotary Wing: AH-1, UH-1, CH-46, CH-53, MV-22, UH-60 Fixed Wing: AV8B, F18, AC130, A10, KC130, MC130UAV: Predator, Raven, and WASP.

ROOMS/BUILDINGS: Secure Isolation Facility.

UNITS/PERSONNEL: Reconnaissance Team, Supported Unit Commander, Aggressor Force, Sniper and Observer.

OTHER SUPPORT REQUIREMENTS: Landing Zone to support selected aircraft, CEOI, and Communications load sets as per the CEOI. Materials for planning to include but not limited to: (portable or desktop computers, external hard drives, unclassified and classified internet access, dry erase board, flip charts, dry erase markers, pens/pencils, printer, printer paper, printer ink, maps of operational area, proxima projector, projector screen or flat panel television with appropriate cables for interface with portable laptop computer, extension cords, and power strips).

MISCELLANEOUS:

EQUIPMENT HOURS: TE weapons; TE optics; TE communication equipment

SPECIAL PERSONNEL CERTS: HRST, RSO, and SIO.

REC-NAV-2403: Lead a Hunter/Killer Patrol

EVALUATION-CODED: NO

SUSTAINMENT INTERVAL: 12 months

MOS PERFORMING: 0321

BILLETS: Recon Team Leader

GRADES: SGT, SSGT

INITIAL TRAINING SETTING: FORMAL

CONDITION: Given a mission, live target(s) (enemy personnel), individual weapon, and required equipment, a reconnaissance patrol, wearing a fighting load, and operating as a team leader.

STANDARD: By gaining access to the environment, persisting within the operational area, maintaining security, reacting appropriately to the enemy situation, and accomplishing the assigned mission.

PERFORMANCE STEPS:

1. Determine approximate location of target.
2. Conduct terrain and route study.
3. Determine method(s) of movement to be used.
4. Close distance on Target.
5. Locate Target.
6. Assess Target Status.
7. Identify Target.
8. Conduct actions against target appropriate to ROE and mission task and guidance.

REFERENCES:

1. FMFM 1-3B Sniping
2. Joint Special Operations University Hunter/ Killer Teams: Attacking Enemy Safe Havens
3. MCWP 2-25 Ground Reconnaissance Operations
4. MCWP 3-15.3 Scout Sniping

SUPPORT REQUIREMENTS:

RANGE/TRAINING AREA:

Facility Code 17413 Field Training Area
Facility Code 17420 Maneuver/Training Area, Heavy Forces

AIRCRAFT: Any fixed, rotary, or UAV platform that can provide ISR support.

EQUIPMENT: TE weapons; TE optics; TE communication equipment. Body-worn Blue Force Tracking Devices.

MATERIAL: Camouflage materials; Ghillie suits, veils, smocks, spray paint, camouflage netting, screen material, and garnish.

UNITS/PERSONNEL: Recon team, live target.

MISCELLANEOUS:

ADMINISTRATIVE INSTRUCTIONS: Coordination for off base training must be made with local, state, and federal law enforcement agencies as well as appropriate county or city manager/s. Hold harmless and Land User agreements must be made with private property owners for the use of non-government sites.

RECN-SHAP-2404: Lead an Ambush

EVALUATION-CODED: NO

SUSTAINMENT INTERVAL: 12 months

MOS PERFORMING: 0321

BILLETS: Recon Team Leader

GRADES: SGT, SSGT

INITIAL TRAINING SETTING: FORMAL

CONDITION: Given a mission, live target(s) (enemy personnel), individual weapon, and required equipment, a reconnaissance patrol, wearing a fighting load, and operating as a team leader.

STANDARD: By maintaining security, reacting appropriately to the enemy situation, and accomplishing the assigned mission.

PERFORMANCE STEPS:

1. Conduct planning.
2. Direct and Supervise inspections and rehearsals.
3. Conduct movement.
4. Load ambush.
5. Initiate the ambush.
6. Conduct search.
7. Continue with mission, as required.

REFERENCES:

1. MCWP 2-25 Ground Reconnaissance Operations
2. MCWP 3-11.2 Marine Rifle Squad

SUPPORT REQUIREMENTS:

ORDNANCE:

<u>DODIC</u>	<u>Quantity</u>
A059 Cartridge, 5.56mm Ball M855 10/Clip	120 cartridges per weapon
A131 Cartridge, 7.62mm 4 Ball M80/1 Trace	100 cartridges per weapon
G878 Fuze, Hand Grenade Practice M228	12 fuzes per Team
K143 Mine, Antipersonnel M18A1 with M57 F	2 mines per Team
L495 Flare, Surface Trip M49 Series	2 flares per Team

RANGE/TRAINING AREA:

Facility Code 17410 Maneuver/Training Area, Light Forces
Facility Code 17750 Infantry Squad Battle Course
Facility Code 17830 Light Demolition Range

AIRCRAFT: Any fixed, rotary, or UAV platform that can provide ISR support.

EQUIPMENT: TE weapons; TE optics; TE communication equipment.

UNITS/PERSONNEL: Recon team, live target site.

MISCELLANEOUS:

ADMINISTRATIVE INSTRUCTIONS: Coordination for off base training must be made with local, state, and federal law enforcement agencies as well as appropriate county or city manager/s. Hold harmless and Land User agreements must be made with private property owners for the use of non-government sites.

RECEN-SHAP-2501: Lead a platoon conducting Battlespace Shaping Operations

EVALUATION-CODED: NO SUSTAINMENT INTERVAL: 12 months

MOS PERFORMING: 0307, 0321

BILLETS: Recon Platoon Commander, Recon Platoon Sergeant

GRADES: GYSGT, 2NDLT, 1STLT, CAPT

INITIAL TRAINING SETTING: MOJT

CONDITION: Given a mission, all required personnel and equipment, and C4I-related infrastructure and equipment.

STANDARD: By planning, rehearsing, inspecting, inserting, confirming, and executing the assigned mission in accordance with the commanders intent.

PERFORMANCE STEPS:

1. Plan and execute the employment of direct fire weapons to destroy or neutralize enemy forces, as required.
2. Plan and execute the use of demolitions to destroy or neutralize enemy forces, as required.
3. Plan and execute the direction of indirect fire assets to destroy or neutralize enemy forces, as required.
4. Plan and execute the direction of precision guided munitions to destroy or neutralize enemy forces, as required.
5. Plan and execute the direction of naval fires to destroy or neutralize enemy forces, as required.
6. Plan and execute operations to facilitate friendly forces maneuver, as required.
7. Plan and execute operations that deny the enemy freedom of action, as required.
8. Generate Level II Intelligence Reports, as required.

REFERENCES:

1. FM 3-05.213 Special Forces Pack Animals
2. FM 31-20-5 Special Reconnaissance Tactics, Techniques and Procedures for

- Special Forces
3. FM 31-23 SPECIAL FORCES MOUNTED OPERATIONS TACTICS, TECHNIQUES, AND PROCEDURES
 4. FM 7-90 Tactical Employment of Mortars
 5. FMFM 2-7 Fire Support in MAGTF Operations
 6. FMFM 6-18.1 Tactics, Techniques, and Procedures for the Marine Corps Fire Support System
 7. Joint Special Operations University Hunter/ Killer Teams: Attacking Enemy Safe Havens
 8. JP 3-09 Joint Fire Support
 9. JP 3-09.3 Close Air Support
 10. MCRP 2-25A Reconnaissance Reports Guide
 11. MCRP 3-11.3A Special Forces Waterborne Operations (TC 31-25)
 12. MCRP 3-11.4A Helicopter Rope Suspension Techniques (HRST) Operations
 13. MCRP 3-16.2 Techniques and Procedures for Fire Support Coordination
 14. MCRP 3-16A Tactics, Techniques, and Procedures for the Targeting Process
 15. MCRP 4-11.3H Multi-service Tactics, Techniques, and Procedures for Tactical Convoy Operations
 16. MCWP 2-25 Ground Reconnaissance Operations
 17. MCWP 3-1 Ground Combat Operations
 18. MCWP 3-11.2 Marine Rifle Squad
 19. MCWP 3-11.3 Scouting and Patrolling
 20. MCWP 3-11.4 Helicopterborne Operations
 21. MCWP 3-15.6 Military Free-Fall Parachuting Tactics, Techniques, and Procedures
 22. MCWP 3-15.7 Static-Line Parachuting Techniques and Training
 23. MCWP 3-16.6A Supporting Arms Observer, Spotter and Controller (FMFM 6-8)
 24. MCWP 5-1 Marine Corps Planning Process (MCP)
 25. SH 21-76 Ranger Handbook
 26. SOCOM Handbook SOCOM Combat Convoy Handbook
-

RECN-SHAP-2502: Employ supporting arms

EVALUATION-CODED: NO

SUSTAINMENT INTERVAL: 12 months

MOS PERFORMING: 0307, 0321

BILLETS: Recon Platoon Commander, Recon Platoon Sergeant

GRADES: GYSGT, 2NDLT, 1STLT, CAPT

INITIAL TRAINING SETTING: FORMAL

CONDITION: Given a radio, call signs, frequencies, available supporting arms, equipment, a scheme of maneuver, and a commander's intent.

STANDARD: To achieve desired effect(s) on target(s) that support the ground scheme of maneuver.

PERFORMANCE STEPS:

1. Determine fire support available.
2. Position observer(s) to best observe the target in relation to the scheme

- of maneuver.
3. Determine target location.
 4. Determine type of fires available.
 5. Plan for integration of fires to achieve a combined arms effect.
 6. Establish communications with supporting agencies.
 7. Request for fires.
 8. Adjust and deliver fires.
 9. Transmit battle damage assessment.
 10. Complete mission.

REFERENCES:

1. FM 7-90 Tactical Employment of Mortars
2. FMFM 2-7 Fire Support in MAGTF Operations
3. FMFM 6-18.1 Tactics, Techniques, and Procedures for the Marine Corps Fire Support System
4. JP 3-09 Joint Fire Support
5. JP 3-09.3 Close Air Support
6. MCRP 3-16.2 Techniques and Procedures for Fire Support Coordination
7. MCRP 3-16A Tactics, Techniques, and Procedures for the Targeting Process
8. MCWP 3-16.6A Supporting Arms Observer, Spotter and Controller (FMFM 6-8)

SUPPORT REQUIREMENTS:

RANGE/TRAINING AREA:

Facility Code 17430 Impact Area Dudded
Facility Code 17670 Mortar Range
Facility Code 17671 Field Artillery Indirect Fire Range

MISCELLANEOUS:

ADMINISTRATIVE INSTRUCTIONS: Simulation may be used to supplement this task.

RECEN-SHAP-2503: Advise the Commander on Sniper Employment

EVALUATION-CODED: NO **SUSTAINMENT INTERVAL:** 12 months

MOS PERFORMING: 0307, 0321

BILLETS: Recon Platoon Commander, Recon Platoon Sergeant

GRADES: GYSGT, 2NDLT, 1STLT, CAPT

INITIAL TRAINING SETTING: FORMAL

CONDITION: Given a mission, area of operations, and a Commander.

STANDARD: By informing the Commander as to the capabilities and limitations of sniper employment in support of the given mission and recommending the best method of sniper employment to be used to fulfill PIRs and CCIRs.

PERFORMANCE STEPS:

1. Determine the need for sniper employment.
2. Coordinate with adjacent and supporting units.
3. Conduct operations and intelligence updates.
4. Analyze the situation.
5. Develop multiple Courses of Action.
6. Determine best method to employ snipers in support of current mission (protect flanks; provide overwatch, direct fires in support of maneuver, etc).
7. Recommend best Course of Action to use with Commander.
8. Develop a sniper employment and engagement plan.
9. Brief Commander.

REFERENCES:

1. The Complete Book of U.S. Sniping Peter R. Senich
2. FM 3-05.222 U.S. Army Special Forces Sniper Training and Employment
3. FMFM 1-3B Sniping
4. MCWP 2-25 Ground Reconnaissance Operations
5. MCWP 3-15.3 Scout Sniping

SUPPORT REQUIREMENTS:

ROOMS/BUILDINGS: Secure Isolation Facility.

RECN-SHAP-2504: Employ a sniper unit

EVALUATION-CODED: NO

SUSTAINMENT INTERVAL: 12 months

MOS PERFORMING: 0307, 0321

BILLETS: Recon Platoon Commander, Recon Platoon Sergeant

GRADES: GYSGT, 2NDLT, 1STLT, CAPT

INITIAL TRAINING SETTING: FORMAL

CONDITION: Given a sniper team, a mission, and commander's intent.

STANDARD: To achieve desired effects in support of the ground scheme of maneuver.

PERFORMANCE STEPS:

1. Conduct planning, coordination, and preparation for combat.
2. Conduct intelligence preparation.
3. Task organize.
4. Develop the fire support plan.
5. Designate tactical control measures.
6. Develop insert and extract plan, if applicable.
7. Develop emergency extraction plan, if applicable.
8. Coordinate movement/actions at specified times, along specified routes, or in designated areas, as required.
9. Provide priority target list, engagement criteria, and destruction

criteria for the snipers' use.

10. Send and receive required reports.
11. Ensure readiness to support inserted teams with supporting arms and quick reaction force.
12. Employ snipers in support of current mission (protect flanks; provide over watch, direct fires in support of maneuver, etc).
13. Develop a redundant communications plan.
14. Collect and report required information.
15. Determine logistical requirements and conduct resupply in a manner that will not compromise the sniper team(s).
16. Conduct debrief.

REFERENCES:

1. FMFM 6-4 Marine Rifle Company/Platoon
2. MCWP 2-25 Ground Reconnaissance Operations
3. MCWP 3-15.3 Scout Sniping
4. MCWP 3-35.3 Military Operations on Urbanized Terrain (MOUT)

SUPPORT REQUIREMENTS:

RANGE/TRAINING AREA: Facility Code 17410 Maneuver/Training Area, Light Forces

MISCELLANEOUS:

ADMINISTRATIVE INSTRUCTIONS: 1. If assets are attached, employment is directed by attached unit commander. 2. This includes all offensive operations to include MOUT.

RECEN-SHAP-2505: Advise the Commander on Hunter/ Killer Patrol Employment

EVALUATION-CODED: NO

SUSTAINMENT INTERVAL: 12 months

MOS PERFORMING: 0307, 0321

BILLETS: Recon Platoon Commander, Recon Platoon Sergeant

GRADES: GYSGT, 2NDLT, 1STLT, CAPT

INITIAL TRAINING SETTING: FORMAL

CONDITION: Given a mission, live target(s) (enemy personnel), a Hunter/Killer teams, and commander's intent.

STANDARD: By informing the Commander as to the capabilities and limitations of hunter/killer employment in support of the given mission and recommending the best method of employment to attack the enemys safe haven.

PERFORMANCE STEPS:

1. Determine the need for hunter/killer patrol employment.
2. Coordinate with adjacent and supporting units.
3. Conduct operations and intelligence updates.

4. Analyze the situation.
5. Develop multiple Courses of Action.
6. Recommend best Course of Action to use with Commander.
7. Develop a hunter/killer employment and engagement plan.
8. Brief Commander.

REFERENCES:

1. The Complete Book of U.S. Sniping Peter R. Senich
2. FM 3-05.213 Special Forces Pack Animals
3. FM 3-05.222 U.S. Army Special Forces Sniper Training and Employment
4. FM 31-20-5 Special Reconnaissance Tactics, Techniques and Procedures for Special Forces
5. FM 31-23 SPECIAL FORCES MOUNTED OPERATIONS TACTICS, TECHNIQUES, AND PROCEDURES
6. FM 7-90 Tactical Employment of Mortars
7. FMFM 1-3B Sniping
8. Joint Special Operations University Hunter/Killer Teams: Attacking Enemy Safe Havens
9. MCWP 2-25 Ground Reconnaissance Operations
10. MCWP 3-15.3 Scout Sniping
11. SH 21-76 Ranger Handbook
12. SOCOM Handbook SOCOM Combat Convoy Handbook

SUPPORT REQUIREMENTS:

ROOMS/BUILDINGS: Secure Isolation Facility.

RECNSHAP-2506: Lead a Hunter/Killer Patrol

EVALUATION-CODED: NO

SUSTAINMENT INTERVAL: 12 months

MOS PERFORMING: 0307, 0321

BILLETS: Recon Platoon Commander, Recon Platoon Sergeant

GRADES: GYSGT, 2NDLT, 1STLT, CAPT

INITIAL TRAINING SETTING: MOJT

CONDITION: Given a mission, live target(s) (enemy personnel), individual weapon, required equipment, a reconnaissance patrol, wearing a fighting load.

STANDARD: By gaining access to the environment, persisting within the operational area, maintaining security, reacting appropriately to the enemy situation, and accomplishing the assigned mission.

PERFORMANCE STEPS:

1. Determine approximate location of target.
2. Conduct terrain and route study.
3. Determine method(s) of movement to be used.
4. Close distance on Target.
5. Locate Target.

6. Assess Target Status.
7. Identify Target.
8. Conduct actions against target appropriate to ROE and mission task and guidance.

REFERENCES:

1. FMFM 1-3B Sniping
2. Joint Special Operations University Hunter/ Killer Teams: Attacking Enemy Safe Havens
3. MCWP 2-25 Ground Reconnaissance Operations
4. MCWP 3-15.3 Scout Sniping

SUPPORT REQUIREMENTS:

RANGE/TRAINING AREA:

Facility Code 17413 Field Training Area
Facility Code 17420 Maneuver/Training Area, Heavy Forces

AIRCRAFT: Any fixed, rotary, or UAV platform that can provide ISR support.

EQUIPMENT: TE weapons; TE optics; TE communication equipment. Body-worn Blue Force Tracking Devices.

MATERIAL: Camouflage materials; Ghillie suits, veils, smocks, spray paint, camouflage netting, screen material, and garnish.

UNITS/PERSONNEL: Recon team, live target.

MISCELLANEOUS:

ADMINISTRATIVE INSTRUCTIONS: Coordination for off base training must be made with local, state, and federal law enforcement agencies as well as appropriate county or city manager/s. Hold harmless and Land User agreements must be made with private property owners for the use of non-government sites.

RECEN-SHAP-2507: Lead an Ambush

EVALUATION-CODED: NO

SUSTAINMENT INTERVAL: 12 months

MOS PERFORMING: 0307, 0321

BILLETS: Recon Platoon Commander, Recon Platoon Sergeant

GRADES: GYSGT, 2NDLT, 1STLT, CAPT

INITIAL TRAINING SETTING: MOJT

CONDITION: Given a mission, live target(s) (enemy personnel), individual weapon, required personnel and equipment, a reconnaissance patrol, and while wearing a fighting load.

STANDARD: By maintaining security, reacting appropriately to the enemy situation, and accomplishing the assigned mission.

PERFORMANCE STEPS:

1. Conduct BAMCIS.
2. Cross LD.
3. Establish ORP.
4. Conduct leader's recon of ambush site.
5. Post security at ambush site.
6. Load security element into ambush site.
7. Load security element into ambush site.
8. Load assault element into ambush site.
9. Initiate ambush.
10. Search kill zone.
11. Remove assault element from ambush site to ORP.
12. Remove support element from ambush site to ORP.
13. Remove security element from ambush site to ORP.
14. Employ fire support plan to isolate objective and mask departure.
15. Return to friendly lines.
16. Conduct debrief.
17. Generate Level II Intelligence Report.
18. Conduct after action review.

REFERENCES:

1. MCWP 2-25 Ground Reconnaissance Operations
2. MCWP 3-11.2 Marine Rifle Squad

SUPPORT REQUIREMENTS:

ORDNANCE:

<u>DODIC</u>	<u>Quantity</u>
A059 Cartridge, 5.56mm Ball M855 10/Clip	10 cartridges per Marine
A131 Cartridge, 7.62mm 4 Ball M80/1 Trace	100 cartridges per weapon
G878 Fuze, Hand Grenade Practice M228	1 grenades per Marine
K143 Mine, Antipersonnel M18A1 with M57 F	1 mines per Team
L495 Flare, Surface Trip M49 Series	1 flares per Team

RANGE/TRAINING AREA:

Facility Code 17410 Maneuver/Training Area, Light Forces
Facility Code 17750 Infantry Squad Battle Course
Facility Code 17830 Light Demolition Range

AIRCRAFT: Any fixed, rotary, or UAV platform that can provide ISR support.

EQUIPMENT: TE weapons; TE optics; TE communication equipment.

UNITS/PERSONNEL: Recon platoon, live target site.

MISCELLANEOUS:

ADMINISTRATIVE INSTRUCTIONS: Coordination for off base training must be made with local, state, and federal law enforcement agencies as well as appropriate county or city manager/s. Hold harmless and Land User agreements must be made with private property owners for the use of non-

government sites.

RECN-SHAP-2601: Direct Battlespace Shaping Operations

EVALUATION-CODED: NO

SUSTAINMENT INTERVAL: 12 months

MOS PERFORMING: 0307, 0321

BILLETS: Recon Company Commander, Recon Company Executive Officer, Recon Company Operations Chief, Recon Company Operations Officer, Recon Company Training Chief

GRADES: GYSGT, MSGT, 1STLT, CAPT, MAJ

INITIAL TRAINING SETTING: MOJT

CONDITION: Given a mission, all required personnel and equipment, and C4I-related infrastructure and equipment.

STANDARD: By planning, rehearsing, inspecting, and coordinating actions on the objective.

PERFORMANCE STEPS:

1. Plan and coordinate platoon(s) employment of direct fire weapons to destroy or neutralize enemy forces, as required.
2. Plan and coordinate platoon(s) use of demolitions to destroy or neutralize enemy forces, as required.
3. Plan and coordinate platoon(s) direction of indirect fire assets to destroy or neutralize enemy forces, as required.
4. Plan and coordinate platoon(s) direction of precision guided munitions to destroy or neutralize enemy forces, as required.
5. Plan and coordinate platoon(s) direction of naval fires to destroy or neutralize enemy forces, as required.
6. Plan and coordinate platoon(s) operations to facilitate friendly forces maneuver, as required.
7. Plan and coordinate platoon(s) operations that deny the enemy freedom of action, as required.
8. Generate Level II Intelligence Reports, as required.

REFERENCES:

1. FM 3-05.213 Special Forces Pack Animals
2. FM 31-20-5 Special Reconnaissance Tactics, Techniques and Procedures for Special Forces
3. FM 31-23 SPECIAL FORCES MOUNTED OPERATIONS TACTICS, TECHNIQUES, AND PROCEDURES
4. FM 7-90 Tactical Employment of Mortars
5. FMFM 2-7 Fire Support in MAGTF Operations
6. FMFM 6-18.1 Tactics, Techniques, and Procedures for the Marine Corps Fire Support System
7. Joint Special Operations University Hunter/ Killer Teams: Attacking Enemy Safe Havens
8. JP 3-09 Joint Fire Support

9. JP 3-09.3 Close Air Support
 10. MCRP 2-25A Reconnaissance Reports Guide
 11. MCRP 3-11.3A Special Forces Waterborne Operations (TC 31-25)
 12. MCRP 3-11.4A Helicopter Rope Suspension Techniques (HRST) Operations
 13. MCRP 3-16.2 Techniques and Procedures for Fire Support Coordination
 14. MCRP 3-16A Tactics, Techniques, and Procedures for the Targeting Process
 15. MCRP 4-11.3H Multi-service Tactics, Techniques, and Procedures for Tactical Convoy Operations
 16. MCWP 2-25 Ground Reconnaissance Operations
 17. MCWP 3-1 Ground Combat Operations
 18. MCWP 3-11.2 Marine Rifle Squad
 19. MCWP 3-11.3 Scouting and Patrolling
 20. MCWP 3-11.4 Helicopterborne Operations
 21. MCWP 3-15.6 Military Free-Fall Parachuting Tactics, Techniques, and Procedures
 22. MCWP 3-15.7 Static-Line Parachuting Techniques and Training
 23. MCWP 3-16.6A Supporting Arms Observer, Spotter and Controller (FMFM 6-8)
 24. MCWP 5-1 Marine Corps Planning Process (MCP)
 25. SH 21-76 Ranger Handbook
 26. SOCOM Handbook SOCOM Combat Convoy Handbook
-

RECNSHAP-2602: Advise the Commander on Sniper Employment

EVALUATION-CODED: NO

SUSTAINMENT INTERVAL: 12 months

MOS PERFORMING: 0307, 0321

BILLETS: Recon Company Commander, Recon Company Executive Officer, Recon Company Operations Chief, Recon Company Operations Officer, Recon Company Training Chief

GRADES: GYSGT, MSGT, 1STLT, CAPT, MAJ

INITIAL TRAINING SETTING: MOJT

CONDITION: Given a mission, area of operations, and a Commander.

STANDARD: By informing the Commander as to the capabilities and limitations of sniper employment in support of the given mission and recommending the best method of sniper employment to be used to fulfill PIRs and CCIRs.

PERFORMANCE STEPS:

1. Determine the need for sniper employment.
2. Coordinate with adjacent and supporting units.
3. Conduct operations and intelligence updates.
4. Analyze the situation.
5. Develop multiple Courses of Action.
6. Recommend best Course of Action to use with Commander.
7. Develop a sniper employment and engagement plan.
8. Brief Commander.

REFERENCES:

1. The Complete Book of U.S. Sniping Peter R. Senich
2. FM 3-05.222 U.S. Army Special Forces Sniper Training and Employment
3. FMFM 1-3B Sniping
4. MCWP 2-25 Ground Reconnaissance Operations
5. MCWP 3-15.3 Scout Sniping

SUPPORT REQUIREMENTS:

ROOMS/BUILDINGS: Secure Isolation Facility.

RECEN-SHAP-2603: Advise the Commander on Hunter/ Killer Patrol Employment

EVALUATION-CODED: NO

SUSTAINMENT INTERVAL: 12 months

MOS PERFORMING: 0307, 0321

BILLETS: Recon Company Commander, Recon Company Executive Officer, Recon Company Operations Chief, Recon Company Operations Officer, Recon Company Training Chief

GRADES: GYSGT, MSGT, 1STLT, CAPT, MAJ

INITIAL TRAINING SETTING: MOJT

CONDITION: Given a mission, live target(s) (enemy personnel), a Hunter/Killer teams, and commander's intent.

STANDARD: By informing the Commander as to the capabilities and limitations of hunter/killer employment in support of the given mission and recommending the best method of employment to attack the enemys safe haven.

PERFORMANCE STEPS:

1. Determine the need for hunter/killer patrol employment.
2. Coordinate with adjacent and supporting units.
3. Conduct operations and intelligence updates.
4. Analyze the situation.
5. Develop multiple Courses of Action.
6. Recommend best Course of Action to use with Commander.
7. Develop a hunter/killer employment and engagement plan.
8. Brief Commander.

REFERENCES:

1. The Complete Book of U.S. Sniping Peter R. Senich
2. FM 3-05.213 Special Forces Pack Animals
3. FM 3-05.222 U.S. Army Special Forces Sniper Training and Employment
4. FM 31-20-5 Special Reconnaissance Tactics, Techniques and Procedures for Special Forces
5. FM 31-23 SPECIAL FORCES MOUNTED OPERATIONS TACTICS, TECHNIQUES, AND PROCEDURES
6. FM 7-90 Tactical Employment of Mortars
7. FMFM 1-3B Sniping

8. Joint Special Operations University Hunter/Killer Teams: Attacking Enemy Safe Havens
9. MCWP 2-25 Ground Reconnaissance Operations
10. MCWP 3-15.3 Scout Sniping
11. SH 21-76 Ranger Handbook
12. SOCOM Handbook SOCOM Combat Convoy Handbook

SUPPORT REQUIREMENTS:

ROOMS/BUILDINGS: Secure Isolation Facility.

RECNSPIE-2001: Conduct an intentional water parachute insertion

EVALUATION-CODED: NO

SUSTAINMENT INTERVAL: 12 months

MOS PERFORMING: 0307, 0321, 8403, 8427

BILLETS: Recon Man

GRADES: PVT, PFC, LCPL, CPL, SGT, SSGT, GYSGT, 2NDLT, 1STLT, CAPT, NV-SN, NV-PO-3, NV-PO-2, NV-PO-1, NV-CPO

INITIAL TRAINING SETTING: MOJT

CONDITION: Given an aircraft, a parachute, and combat equipment.

STANDARD: By landing within 200 meters of the low man.

PERFORMANCE STEPS:

1. Prepare individual equipment.
2. Conduct wet silk training.
3. Receive the jump brief.
4. Receive the jump brief.
5. Don equipment.
6. Receive jump master personnel inspections.
7. Board aircraft.
8. React to jump commands.
9. Execute in-flight emergency procedures as required.
10. Execute prescribe exit (Ramp or door).
11. Execute post opening procedures.
12. Execute post opening emergency procedures as required.
13. Prepare to land.
14. Land.
15. Execute post landing procedures.
16. Conduct link up procedures.

REFERENCES:

1. MCO 3120.11 Marine Corps Parachuting Policy and Program Administration
2. MCWP 3-15.6 Military Free-Fall Parachuting Tactics, Techniques, and Procedures
3. MCWP 3-15.7 Static-Line Parachuting Techniques and Training
4. TM 70244A-OI USMC FREEFALL OPS & TECHNIQUES

SUPPORT REQUIREMENTS:

RANGE/TRAINING AREA:

Facility Code 17440 Personnel/Equipment Drop Zone
Facility Code 17911 Air Transport Mockup
Facility Code 17912 Parachute Landing Fall Platform

EQUIPMENT: Required equipment includes military free fall parachute or low level static line parachute, supplemental oxygen (as required), parachutist individual equipment kit, individual fighting load (helmet, body armor, load carriage, weapon, and personal communications), combat equipment (mission essential, sustainment load), and navigational aids.

MISCELLANEOUS:

ADMINISTRATIVE INSTRUCTIONS: Different parachutes may be used in the execution of this task; to include LLSL, MMPS, and HG-380. 2. Night vision goggles should be worn by jumpmasters. The use of night vision goggles reduce risk and enhance visual situational awareness. 3. Parachutists and jumpmasters must be proficient in the use of all navigational aids, including magnetic compasses and global positioning system (GPS) devices. 4. Sustainment of this task requires the parachutist to exit the aircraft wearing each of the armor protective levels (APL): non-ballistic through ballistic. 5. This type of training is classified as high risk training, refer to OPNAVINST 1500.75.

RECN-SPIE-2002: Conduct a parachute insertion into a Special Purpose Drop Zone

EVALUATION-CODED: NO

SUSTAINMENT INTERVAL: 12 months

DESCRIPTION: This task provides the procedures to insert in a clandestine manner into a Special Purpose Drop Zone. Special Purpose DZs include, but are not limited to rough terrain, open sea, high altitude, cold weather, and unfamiliar or unimproved areas. These airborne drops should closely duplicate conditions that could be encountered during operational missions.

MOS PERFORMING: 0307, 0321, 8403, 8427

BILLETS: Recon Man

GRADES: PVT, PFC, LCPL, CPL, SGT, SSGT, GYSGT, 2NDLT, 1STLT, CAPT, NV-SN, NV-PO-3, NV-PO-2, NV-PO-1, NV-CPO

INITIAL TRAINING SETTING: MOJT

CONDITION: Given an aircraft, a parachute, and combat equipment.

STANDARD: By landing within 200 meters of the low man.

PERFORMANCE STEPS:

1. Prepare individual equipment.

2. Conduct wet silk training, as required.
3. Receive the jump brief.
4. Perform pre-jump training.
5. Don equipment.
6. Receive jump master personnel inspections.
7. Board aircraft.
8. React to jump commands.
9. Execute in-flight emergency procedures as required.
10. Execute prescribe exit (Ramp or door).
11. Execute post opening procedures.
12. Execute post opening emergency procedures as required.
13. Prepare to land.
14. Land.
15. Execute post landing procedures.
16. Conduct link up procedures.

REFERENCES:

1. AFI 13-217 Drop Zone and Landing Zone Operations
2. MCO 3120.11 Marine Corps Parachuting Policy and Program Administration
3. MCWP 3-15.6 Military Free-Fall Parachuting Tactics, Techniques, and Procedures
4. MCWP 3-15.7 Static-Line Parachuting Techniques and Training
5. TM 70244A-OI USMC FREEFALL OPS & TECHNIQUES

SUPPORT REQUIREMENTS:

RANGE/TRAINING AREA:

Facility Code 17440 Personnel/Equipment Drop Zone
Facility Code 17911 Air Transport Mockup
Facility Code 17912 Parachute Landing Fall Platform

EQUIPMENT: Required equipment includes military free fall parachute or low level static line parachute, supplemental oxygen (as required), parachutist individual equipment kit, individual fighting load (helmet, body armor, load carriage, weapon, night vision goggles, and personal communications), combat equipment (mission essential, sustainment load), and navigational aids.

MISCELLANEOUS:

ADMINISTRATIVE INSTRUCTIONS: 1. Different parachutes may be used in the execution of this task; to include LLSL, MMPS, and HG-380. 2. Night vision goggles should be worn for all low light MFF operations by parachutists and jumpmasters. The use of night vision goggles reduce risk and enhance visual situational awareness. 3. Parachutists and jumpmasters must be proficient in the use of all navigational aids, including magnetic compasses and global positioning system (GPS) devices. 4. Sustainment of this task requires the parachutist to exit the aircraft wearing each of the armor protective levels (APL): non-ballistic through ballistic. 5. This type of training is classified as high risk training, refer to OPNAVINST 1500.75.

RECNSPIE-2003: Perform the duties of a HRST Master

EVALUATION-CODED: NO SUSTAINMENT INTERVAL: 12 months

MOS PERFORMING: 0307, 0321, 8403, 8427

GRADES: CPL, SGT, SSGT, GYSGT, MSGT, MGYSGT, 2NDLT, 1STLT, CAPT, MAJ, LTCOL, NV-PO-2, NV-PO-1, NV-CPO

INITIAL TRAINING SETTING: MOJT

CONDITION: Given a HRST mission.

STANDARD: By ensuring the safe execution of the event.

PERFORMANCE STEPS:

1. Conduct operation planning.
2. Give the HRST brief.
3. Supervise participants in refresher training, as required.
4. Execute inspections/rehearsals.
5. Rig Tower/aircraft.
6. Conduct a tower brief/pilot brief.
7. Perform actions on tower/in aircraft.
8. De-rig tower/aircraft.
9. Conduct a debrief.
10. Perform other duties (Safety Insert Officer), as required.

REFERENCES:

1. MARADMIN 0415/09 Establishment of Body Armor Protective Levels
2. MCO 3500.42A W/ERRATUM Marine Corps Helicopter Rope Suspension Training Policy (HRST) and Program Administration
3. MCRP 3-11.4A Helicopter Rope Suspension Techniques (HRST) Operations

SUPPORT REQUIREMENTS:

RANGE/TRAINING AREA: Facility Code 17917 Rappelling Training Area

OTHER SUPPORT REQUIREMENTS: 1. Must be a current and qualified HRST Master. 2. Must be appointed in writing by the Commander.

RECNSPIE-2004: Perform the duties of a Cast Master

EVALUATION-CODED: NO SUSTAINMENT INTERVAL: 12 months

MOS PERFORMING: 0307, 0321, 8403, 8427

BILLETS: Recon Man

GRADES: CPL, SGT, SSGT, GYSGT, MSGT, MGYSGT, 2NDLT, 1STLT, CAPT, MAJ, LTCOL, NV-PO-2, NV-PO-1, NV-CPO

INITIAL TRAINING SETTING: MOJT

CONDITION: Given a Helocast mission.

STANDARD: By ensuring the safe execution of the event.

PERFORMANCE STEPS:

1. Conduct operation planning.
2. Give the Helocast brief.
3. Supervise participants in refresher training, as required.
4. Execute inspections/rehearsals.
5. Rig Aircraft for boat operations, as required.
6. Conduct a pilot brief.
7. Perform actions in aircraft.
8. Conduct a debrief.
9. Perform other duties (Safety Insert Officer), as required.

REFERENCES:

1. FM 3-05.212 Special Forces Waterborne Operations
2. MCWP 2-25 Ground Reconnaissance Operations

SUPPORT REQUIREMENTS:

RANGE/TRAINING AREA: Facility Code 17411 Maneuver/Training Area,
Amphibious Forces

OTHER SUPPORT REQUIREMENTS: 1. Must be a current and qualified Cast
Master. 2. Must be appointed in writing by the Commander.

RECN-SPIE-2005: Perform the duties of a static line Jumpmaster

EVALUATION-CODED: NO **SUSTAINMENT INTERVAL:** 6 months

MOS PERFORMING: 0307, 0321, 8403, 8427

BILLETS: Recon Man

GRADES: CPL, SGT, SSGT, GYSGT, MSGT, MGYSGT, 2NDLT, 1STLT, CAPT, MAJ, LTCOL,
NV-PO-2, NV-PO-1, NV-CPO

INITIAL TRAINING SETTING: MOJT

CONDITION: Given a parachute mission.

STANDARD: By ensuring the safe execution of the event.

PERFORMANCE STEPS:

1. Conduct operation planning.
2. Give the jump brief.
3. Supervise participants in pre-jump training.
4. Execute inspections (JMPI).
5. Rig Aircraft.
6. Conduct a pilot brief.
7. Perform actions in aircraft.

8. De-rig aircraft.
9. Conduct a debrief.
10. Perform other duties (Drop zone safety officer, Assistant jump master/safety, and Malfunction officer).

REFERENCES:

1. MARADMIN 0415/09 Establishment of Body Armor Protective Levels
2. MCO 3120.11 Marine Corps Parachuting Policy and Program Administration
3. MCWP 3-15.6 Military Free-Fall Parachuting Tactics, Techniques, and Procedures
4. MCWP 3-15.7 Static-Line Parachuting Techniques and Training
5. TM 70244A-OI USMC FREEFALL OPS & TECHNIQUES

SUPPORT REQUIREMENTS:

RANGE/TRAINING AREA:

Facility Code 17440 Personnel/Equipment Drop Zone
Facility Code 17911 Air Transport Mockup
Facility Code 17912 Parachute Landing Fall Platform

OTHER SUPPORT REQUIREMENTS: 1. Parachute - Surveyed Drop Zone. 2. Aircraft.

MISCELLANEOUS:

SPECIAL PERSONNEL CERTS: 1. Must be a current and qualified Jump Master.
2. Must be appointed in writing by the Commander.

RECN-SPIE-2006: Perform the duties of a free fall Jumpmaster

EVALUATION-CODED: NO **SUSTAINMENT INTERVAL:** 6 months

MOS PERFORMING: 0307, 0321, 8403, 8427

BILLETS: Recon Man

GRADES: SGT, SSGT, GYSGT, MSGT, MGYSGT, 2NDLT, 1STLT, CAPT, MAJ, LTCOL, NV-PO-2, NV-PO-1, NV-CPO

INITIAL TRAINING SETTING: MOJT

CONDITION: Given a parachute mission.

STANDARD: By ensuring the safe execution of the event.

PERFORMANCE STEPS:

1. Conduct operation planning.
2. Give the jump brief.
3. Supervise participants in pre-jump training.
4. Execute inspections (JMPI).
5. Rig Aircraft, static line and oxygen.
6. Conduct a pilot brief.

7. Perform actions in aircraft.
8. De-rig aircraft.
9. Conduct a debrief.
10. Perform other duties (Drop zone safety officer, Assistant jump master/safety, and Malfunction officer).

REFERENCES:

1. MARADMIN 0415/09 Establishment of Body Armor Protective Levels
2. MCO 3120.11 Marine Corps Parachuting Policy and Program Administration
3. MCWP 3-15.6 Military Free-Fall Parachuting Tactics, Techniques, and Procedures
4. TM 70244A-OI USMC FREEFALL OPS & TECHNIQUES

SUPPORT REQUIREMENTS:

RANGE/TRAINING AREA:

Facility Code 17440 Personnel/Equipment Drop Zone
Facility Code 17911 Air Transport Mockup
Facility Code 17912 Parachute Landing Fall Platform

OTHER SUPPORT REQUIREMENTS: 1. Parachute - Surveyed Drop Zone. 2. Aircraft.

MISCELLANEOUS:

SPECIAL PERSONNEL CERTS: 1. Must be a current and qualified Jump Master.
2. Must be appointed in writing by the Commander.

RECN-SPIE-2007: Prepare a bundle for Tandem Offset Resupply Delivery System (TORDS) Operation

EVALUATION-CODED: NO

SUSTAINMENT INTERVAL: 12 months

MOS PERFORMING: 0323, 8023

BILLETS: Recon Man

GRADES: PVT, PFC, LCPL, CPL, SGT, SSGT, GYSGT, MSGT, MGYSGT, 2NDLT, 1STLT, CAPT

INITIAL TRAINING SETTING: MOJT

CONDITION: Given a load requiring airdrop, Tandem Offset Resupply Delivery System (TORDS), personnel, tools, expendable material, floor space, and references.

STANDARD: To ensure bundle is assembled correctly and passes inspection.

PERFORMANCE STEPS:

1. Select a bundle.
2. Select tools for bundle construction.
3. Construct the bundle.

4. Rig the bundle.
5. Mark the bundle.
6. Inspect the bundle.

REFERENCES:

1. MARADMIN 0415/09 Establishment of Body Armor Protective Levels
2. MCO 3120.11 Marine Corps Parachuting Policy and Program Administration
3. MCWP 3-15.6 Military Free-Fall Parachuting Tactics, Techniques, and Procedures
4. TM 70244A-OI USMC FREEFALL OPS & TECHNIQUES

SUPPORT REQUIREMENTS:

RANGE/TRAINING AREA:

Facility Code 17440 Personnel/Equipment Drop Zone
Facility Code 17911 Air Transport Mockup
Facility Code 17912 Parachute Landing Fall Platform

OTHER SUPPORT REQUIREMENTS: 1. Parachute - Surveyed Drop Zone. 2. Aircraft.

MISCELLANEOUS:

SPECIAL PERSONNEL CERTS: Must be a current and qualified graduate TORDS Master.

RECN-SPIE-2008: Pack a Military Tandem Vector System (MTVS) main parachute

EVALUATION-CODED: NO **SUSTAINMENT INTERVAL:** 12 months

MOS PERFORMING: 0323, 8023

BILLETS: Recon Man

GRADES: PVT, PFC, LCPL, CPL, SGT, SSGT, GYSGT, MSGT, MGYSGT, 2NDLT, 1STLT, CAPT

INITIAL TRAINING SETTING: MOJT

CONDITION: Given a Military Tandem Vector System (MTVS), pack frame, tools, materials, and references.

STANDARD: Within 45 minutes, passing all rigger checks.

PERFORMANCE STEPS:

1. Inspect the system.
2. Place the canopy in pack layout.
3. Conduct a line continuity check.
4. Set deployment brakes.
5. Complete rigger check #1.
6. Start folding the canopy.
7. Complete Rigger check #2.

8. Continue folding the canopy.
9. Complete Rigger check #3.
10. S-Fold canopy.
11. Complete Rigger check #4.
12. Stow remaining suspension lines
13. Complete Rigger check #5.
14. Close the container according to the self-set drogue configuration.
15. Complete Rigger check #6.
16. Stow drogue chute.
17. Complete Rigger check #7.

REFERENCES:

1. MARADMIN 0415/09 Establishment of Body Armor Protective Levels
2. MCO 3120.11 Marine Corps Parachuting Policy and Program Administration
3. MCWP 3-15.6 Military Free-Fall Parachuting Tactics, Techniques, and Procedures
4. TM 70244A-OI USMC FREEFALL OPS & TECHNIQUES

SUPPORT REQUIREMENTS:

RANGE/TRAINING AREA:

Facility Code 17440 Personnel/Equipment Drop Zone
Facility Code 17911 Air Transport Mockup
Facility Code 17912 Parachute Landing Fall Platform

OTHER SUPPORT REQUIREMENTS: 1. Parachute - Surveyed Drop Zone. 2. Aircraft

MISCELLANEOUS:

SPECIAL PERSONNEL CERTS: Must be a current and qualified graduate TORDS Master.

RECN-SPIE-2009: Conduct a Tandem Offset Re-supply Delivery System (TORDS) jump with equipment

EVALUATION-CODED: NO

SUSTAINMENT INTERVAL: 12 months

MOS PERFORMING: 0323, 8023

BILLETS: Recon Man

GRADES: PVT, PFC, LCPL, CPL, SGT, SSGT, GYSGT, MSGT, MGYSGT, 2NDLT, 1STLT, CAPT.

INITIAL TRAINING SETTING: MOJT

CONDITION: Given an aircraft operating at an altitude above 18,000 ft. mean sea level, a TORDS parachute, oxygen, parachutist individual equipment kit, military tandem teathered bundle, and combat equipment.

STANDARD: By landing within 50 meters of the low man.

PERFORMANCE STEPS:

1. Prepare individual equipment.
2. Receive the jump brief.
3. Perform pre-jump training.
4. Don equipment.
5. Receive jump master personnel inspection.
6. Board aircraft.
7. Execute pre-breathing procedures.
8. React to jump commands.
9. Execute in-flight emergency procedures as required.
10. Execute exit.
11. Execute free fall procedures.
12. Execute free fall emergency procedures as required.
13. Open canopy at prescribed altitude.
14. Execute post opening procedures.
15. Execute post opening emergency procedures as required.
16. Navigate to drop zone.
17. Prepare to land.
18. Land.
19. Execute post landing procedures.
20. Conduct link up procedures.

REFERENCES:

1. MCO 3500.20B PARACHUTING AND DIVING POLICY
2. MCWP 3-15.6 Military Free-Fall Parachuting Tactics, Techniques, and Procedures
3. TM 70244A-OI USMC FREEFALL OPS & TECHNIQUES

SUPPORT REQUIREMENTS:

RANGE/TRAINING AREA:

Facility Code 17440 Personnel/Equipment Drop Zone
Facility Code 17911 Air Transport Mockup
Facility Code 17912 Parachute Landing Fall Platform

MISCELLANEOUS:

ADMINISTRATIVE INSTRUCTIONS: 1. Night vision goggles should be worn for all low light MFF operations by parachutists and jumpmasters. The use of night vision goggles reduce risk and enhance visual situational awareness.
3. Parachutists and jumpmasters must be proficient in the use of all navigational aids, including magnetic compasses and global positioning system (GPS) devices. 4. Sustainment of this task requires the parachutist to exit the aircraft wearing each of the armor protective levels (APL): non-ballistic through ballistic.

SPECIAL PERSONNEL CERTS: Must be a current and qualified graduate TORDS Master.

RECN-SPIE-2010: Conduct a Tandem Offset Re-supply Delivery System (TORDS) jump with personnel

EVALUATION-CODED: NO

SUSTAINMENT INTERVAL: 12 months

MOS PERFORMING: 0323, 8023

BILLETS: Recon Man

GRADES: PVT, PFC, LCPL, CPL, SGT, SSGT, GYSGT, MSGT, MGYSGT, 2NDLT, 1STLT, CAPT

INITIAL TRAINING SETTING: MOJT

CONDITION: Given an aircraft operating at an altitude above 18,000 ft. mean sea level, a TORDS parachute, oxygen, parachutist individual equipment kit, a passenger, and combat equipment.

STANDARD: By landing within 50 meters of the low man.

PERFORMANCE STEPS:

1. Prepare individual equipment.
2. Receive the jump brief.
3. Perform pre-jump training.
4. Don equipment.
5. Receive jump master personnel inspection.
6. Board aircraft.
7. Execute pre-breathing procedures.
8. React to jump commands.
9. Execute in-flight emergency procedures as required.
10. Execute exit.
11. Execute free fall procedures.
12. Execute free fall emergency procedures as required.
13. Open canopy at prescribed altitude.
14. Execute post opening procedures.
15. Execute post opening emergency procedures as required.
16. Navigate to drop zone.
17. Prepare to land.
18. Land.
19. Execute post landing procedures.
20. Conduct link up procedures.

REFERENCES:

1. MCO 3500.20B PARACHUTING AND DIVING POLICY
2. MCWP 3-15.6 Military Free-Fall Parachuting Tactics, Techniques, and Procedures
3. TM 70244A-OI USMC FREEFALL OPS & TECHNIQUES

SUPPORT REQUIREMENTS:

RANGE/TRAINING AREA:

Facility Code 17440 Personnel/Equipment Drop Zone
Facility Code 17911 Air Transport Mockup
Facility Code 17912 Parachute Landing Fall Platform

MISCELLANEOUS:

ADMINISTRATIVE INSTRUCTIONS: 1. Night vision goggles should be worn for all low light MFF operations by parachutists and jumpmasters. 2. The use of night vision goggles reduce risk and enhance visual situational awareness. 3. Parachutists and jumpmasters must be proficient in the use of all navigational aids, including magnetic compasses and global positioning system (GPS) devices. 4. Sustainment of this task requires the parachutist to exit the aircraft wearing each of the armor protective levels (APL): non-ballistic through ballistic.

SPECIAL PERSONNEL CERTS: Must be a current and qualified graduate TORDS Master.

RECEN-SPIE-2011: Pack a High Glide Parachute

EVALUATION-CODED: NO **SUSTAINMENT INTERVAL:** 6 months

MOS PERFORMING: 0323, 8023, 8403, 8427

BILLETS: Recon Man

GRADES: PVT, PFC, LCPL, CPL, SGT, SSGT, GYSGT, MSGT, MGYSGT, 2NDLT, 1STLT, CAPT, MAJ, LTCOL, NV-SN, NV-PO-3, NV-PO-2, NV-PO-1, NV-CPO

INITIAL TRAINING SETTING: MOJT

CONDITION: Given required parachute, tools, expendable material, and the references.

STANDARD: To ensure deployment of parachute with zero malfunctions of equipment.

PERFORMANCE STEPS:

1. Place canopy in service.
2. Place the canopy in pack layout.
3. Conduct a line continuity check.
4. Set deployment brakes.
5. Complete rigger check #1.
6. Start folding the canopy.
7. Complete Rigger check #2.
8. Continue folding the canopy.
9. Complete Rigger check #3.
10. S-Fold canopy.
11. Complete Rigger check #4.
12. Stow remaining suspension lines.
13. Complete Rigger check #5.
14. Close the container according to the hand deployed pilot chute configuration.
15. Complete Rigger check #6.
16. Stow pilot chute.
17. Complete Rigger check #7.
18. Complete administrative requirements.

REFERENCES:

1. TM 11168A-OI MULTIMISSION PARACHUTE SYSTEM

MISCELLANEOUS:

SPECIAL PERSONNEL CERTS: Must be a current and qualified graduate of the High Glide Parachutist Course.

RECNSPIE-2012: Conduct airborne operations with the High Glide (HG) 380 canopy

EVALUATION-CODED: NO

SUSTAINMENT INTERVAL: 6 months

MOS PERFORMING: 0323, 8023, 8403, 8427

BILLETS: Recon Man

GRADES: PVT, PFC, LCPL, CPL, SGT, SSGT, GYSGT, MSGT, MGYSGT, 2NDLT, 1STLT, CAPT, MAJ, LTCOL, NV-SN, NV-PO-3, NV-PO-2, NV-PO-1, NV-CPO

INITIAL TRAINING SETTING: MOJT

CONDITION: Given a High Altitude High Opening (HAHO) mission, a Multi-Mission Parachute System, combat equipment, and an aircraft.

STANDARD: By deploying the parachute within +/- 250 feet of a designated altitude and landing safely on the ground.

PERFORMANCE STEPS:

1. Prepare individual equipment.
2. Attend jump brief.
3. Perform pre-jump training.
4. Don equipment.
5. Stand jumpmaster personnel inspection.
6. Board aircraft.
7. Respond to aircraft procedure signals
8. Execute in-flight emergency procedures, as required.
9. Respond to jump commands
10. Exit aircraft
11. Execute a systems check.
12. Execute drogue fall procedures.
13. Execute drogue fall emergency procedures, as required.
14. Deploy parachute.
15. Execute post opening procedures.
16. Execute post opening emergency procedures, as required.
17. Establish flight pattern.
18. Establish landing pattern.
19. Land.
20. Conduct emergency landing procedures, as required.
21. Execute post landing procedures.
22. Conduct link up procedures.

REFERENCES:

1. MARADMIN 0415/09 Establishment of Body Armor Protective Levels
2. MCO 3120.11 Marine Corps Parachuting Policy and Program Administration
3. MCWP 3-15.6 Military Free-Fall Parachuting Tactics, Techniques, and Procedures
4. TM 70244A-OI USMC FREEFALL OPS & TECHNIQUES

SUPPORT REQUIREMENTS:

RANGE/TRAINING AREA: Facility Code 17440 Personnel/Equipment Drop Zone

AIRCRAFT: Any aircraft capable of inserting parachutists.

MISCELLANEOUS:

ADMINISTRATIVE INSTRUCTIONS: 1. Night vision goggles should be worn for all low light MFF operations by parachutists and jumpmasters. The use of night vision goggles reduce risk and enhance visual situational awareness. 2. Parachutists and jumpmasters must be proficient in the use of all navigational aids, including magnetic compasses and global positioning system (GPS) devices. 3. Supplement oxygen should be incorporated into training when appropriate. 4. Sustainment of this task requires the parachutist to exit the aircraft wearing each of the armor protective levels (APL): non-ballistic through ballistic.

SPECIAL PERSONNEL CERTS: Must be a current and qualified graduate High Glide Parachutist Course.

RECNSPIE-2013: Supervise Closed-Circuit Diving

EVALUATION-CODED: NO **SUSTAINMENT INTERVAL:** 6 months

MOS PERFORMING: 0324, 8024, 8403, 8427

BILLETS: Recon Man

GRADES: CPL, SGT, SSGT, GYSGT, MSGT, MGYSGT, 2NDLT, 1STLT, CAPT, MAJ, LTCOL, NV-PO-2, NV-PO-1, NV-CPO

INITIAL TRAINING SETTING: MOJT

CONDITION: Given a requirement, personnel and equipment.

STANDARD: Ensuring the safe execution of all dives IAW MCO 3150.4.

PERFORMANCE STEPS:

1. Develop the dive profile.
2. Coordinate support.
3. Conduct a pre-dive inspection.
4. Brief divers.
5. Conducts Dive Supervisor Personnel Inspection (DSPI).
6. Direct the divers to begin their dive.

7. Supervises the dive.
8. Maintain communications.
9. Supervise dive related injuries as required.
10. Direct divers out of the water.
11. Conduct a post-dive inspection.
12. Conduct a debrief.
13. Report results to higher headquarters.

REFERENCES:

1. FM 3-05.212 Special Forces Waterborne Operations
2. MCO 3150.4 Diving Policy and Administration
3. MCRP 3-35.9A Multi-Service Tactics, Techniques, and Procedures for military diving operations
4. SS521-AG-PRO-010 United States Navy Dive Manual

SUPPORT REQUIREMENTS:

RANGE/TRAINING AREA: Facility Code 17411 Maneuver/Training Area, Amphibious Forces

MISCELLANEOUS:

ADMINISTRATIVE INSTRUCTIONS: 1. Safety divers must be present. 2. Ensure all safety precautions are adhered to when performing this task. 3. Divers must have day/night signaling device. 4. Divers conducting night dives will be marked with appropriate illumination. 5. This type of training is classified as high risk training, refer to OPNAVINST 1500.75. 6. For surf safety considerations, refer to COMNAVSURFPAC/COMNAVSURFLANT INSTRUCTION 3840.1B.

SPECIAL PERSONNEL CERTS: 1. Must be a current and qualified graduate of a Diving Supervisor Course. 2. Must be appointed in writing by the Commander.

RECNSPIE-2014: Supervise Open-Circuit Diving

EVALUATION-CODED: NO

SUSTAINMENT INTERVAL: 6 months

MOS PERFORMING: 0324, 8024, 8403, 8427

BILLETS: Recon Man

GRADES: CPL, SGT, SSGT, GYSGT, MSGT, MGYSGT, 2NDLT, 1STLT, CAPT, MAJ, LTCOL, NV-PO-2, NV-PO-1, NV-CPO

INITIAL TRAINING SETTING: MOJT

CONDITION: Given a requirement, personnel and equipment.

STANDARD: Ensuring the safe execution of all dives IAW MCO 3150.4.

PERFORMANCE STEPS:

1. Develop the dive profile.
2. Coordinate support.
3. Conduct a pre-dive inspection.
4. Brief divers.
5. Conducts dive checks.
6. Direct the divers to begin their dive.
7. Supervises the dive.
8. Maintain communications.
9. Supervise dive related injuries as required.
10. Direct divers out of the water.
11. Supervise the maintenance of dive equipment.
12. Conduct debrief.
13. Report results to higher headquarters.

REFERENCES:

1. FM 3-05.212 Special Forces Waterborne Operations
2. MCO 3150.4 Diving Policy and Administration
3. MCRP 3-35.9A Multi-Service Tactics, Techniques, and Procedures for military diving operations
4. SS521-AG-PRO-010 United States Navy Dive Manual

SUPPORT REQUIREMENTS:

RANGE/TRAINING AREA: Facility Code 17411 Maneuver/Training Area, Amphibious Forces

MISCELLANEOUS:

ADMINISTRATIVE INSTRUCTIONS: 1. Safety divers must be present. 2. Ensure all safety precautions are adhered to when performing this task. 3. Divers must have day/night signaling device. 4. Divers conducting night dives will be marked with appropriate illumination. 5. This type of training is classified as high risk training, refer to OPNAVINST 1500.75. 6. For surf safety considerations, refer to COMNAVSURFPAC/COMNAVSURFLANT INSTRUCTION 3840.1B.

SPECIAL PERSONNEL CERTS: 1. Must be a current and qualified graduate of a Diving Supervisor Course. 2. Must be appointed in writing by the Commander.

RECN-SPIE-2015: Supervise Recompression Chamber Diving Operations

EVALUATION-CODED: NO **SUSTAINMENT INTERVAL:** 6 months

MOS PERFORMING: 0324, 8024, 8403, 8427

BILLETS: Recon Man

GRADES: CPL, SGT, SSGT, GYSGT, MSGT, MGYSGT, 2NDLT, 1STLT, CAPT, MAJ, LTCOL, NV-PO-2, NV-PO-1, NV-CPO

INITIAL TRAINING SETTING: MOJT

CONDITION: Given a requirement, personnel and equipment.

STANDARD: Ensuring the safe execution of all dives IAW MCO 3150.4.

PERFORMANCE STEPS:

1. Conduct pre-dive operating procedures.
2. Identify hazards.
3. Determine personnel requirements.
4. Conduct dive brief.
5. Supervise pressure test.
6. Supervise treatment table procedures, if applicable.
7. Direct post dive procedures.
8. Conduct post-dive operating procedures.
9. Maintain communications.
10. Conduct debrief.
11. Report results to higher headquarters.

REFERENCES:

1. FM 3-05.212 Special Forces Waterborne Operations
2. MCO 3150.4 Diving Policy and Administration
3. MCRP 3-35.9A Multi-Service Tactics, Techniques, and Procedures for military diving operations
4. SS521-AG-PRO-010 United States Navy Dive Manual

SUPPORT REQUIREMENTS:

RANGE/TRAINING AREA: Facility Code 17411 Maneuver/Training Area,
Amphibious Forces

MISCELLANEOUS:

ADMINISTRATIVE INSTRUCTIONS: 1. This type of training is classified as high risk training, refer to OPNAVINST 1500.75.6. For surf safety considerations, refer to COMNAVSURFPAC/COMNAVSURFLANT INSTRUCTION 3840.1B.

SPECIAL PERSONNEL CERTS: 1. Must be a current and qualified graduate of a Diving Supervisor Course. 2. Must be appointed in writing by the Commander.

RECNSPIE-2016: Conduct Submarine Deployment Operations

EVALUATION-CODED: NO

SUSTAINMENT INTERVAL: 12 months

DESCRIPTION: This task provides the procedures to insert in a clandestine manner from a submarine to infiltrate an objective area to conduct reconnaissance and/ or surveillance operations.

MOS PERFORMING: 0324, 8024, 8403, 8427

BILLETS: Recon Man

GRADES: PVT, PFC, LCPL, CPL, SGT, SSGT, GYSGT, MSGT, MGYSGT, 2NDLT, 1STLT, CAPT, LTCOL, NV-SN, NV-PO-3, NV-PO-2, NV-PO-1, NV-CPO

INITIAL TRAINING SETTING: MOJT

CONDITION: Given a mission, individual weapon, and required equipment, while acting as a member of a reconnaissance patrol, and wearing a fighting load.

STANDARD: By deploying and/or recovering from a submarine via subsurface trunk lockout, shelter, or dry deck/wet deck launch.

PERFORMANCE STEPS:

1. Receive mission/insert brief.
2. Receive dive brief.
3. Don/inspect equipment.
4. Don/inspect equipment.
5. Conduct movement.
6. Conduct movement.
7. Recover on board submarine.
8. Participate in mission debrief.
9. Participate in after-action review.

REFERENCES:

1. FM 3-05.212 Special Forces Waterborne Operations
2. MCO 3150.4 Diving Policy and Administration
3. MCRP 3-35.9A Multi-Service Tactics, Techniques, and Procedures for military diving operations
4. MCWP 2-25 Ground Reconnaissance Operations
5. NWP 79-0-4 Submarine Special Operations Manual, Unconventional Warfare (Confidential)

SUPPORT REQUIREMENTS:

RANGE/TRAINING AREA:

Facility Code 17411 Maneuver/Training Area, Amphibious Forces
Facility Code 17915 Underwater Fording Site

AIRCRAFT: Submarine and crew

EQUIPMENT: Naval Submarine: Include appropriate rigging and support equipment (trunk ops, lines, CRRC, safety platforms, etc.). Recompression chamber and diving equipment as requires.

UNITS/PERSONNEL: Current Diving Supervisor, Trunk Operator, Navy personnel, and Recompression Chamber support as required. Appropriate safety/support personnel and equipment.

MISCELLANEOUS:

ADMINISTRATIVE INSTRUCTIONS: 1. Safety divers must be present. 2. Ensure all safety precautions are adhered to when performing this task. 3. Divers must have day/night signaling device. 4. Divers conducting night dives will be marked with appropriate illumination. 5. This type of training is classified as high risk training, refer to OPNAVINST 1500.75.

6. For surf safety considerations, refer to COMNAVSURFPAC/COMNAVSURFLANT INSTRUCTION 3840.1B.

RECN-SPIE-2401: Lead a team in a helicopter insertion

EVALUATION-CODED: NO

SUSTAINMENT INTERVAL: 12 months

MOS PERFORMING: 0321

BILLETS: Recon Team Leader

GRADES: SGT, SSGT

INITIAL TRAINING SETTING: FORMAL

CONDITION: Given a mission in a tactical environment (day and night), assignment as team leader, a position in an assembly area, operation/fragmentary order, a team with associated equipment and weapons, helicopter/tilt rotor aircraft, pickup zone, and landing zone.

STANDARD: By gaining access to the environment, maintaining security, reacting appropriately to the enemy situation, and accomplishing the assigned mission.

PERFORMANCE STEPS:

1. Manifest the team.
2. Muster the team.
3. Brief the team on their position in the aircraft.
4. Inspect the team.
5. Give the pilot a zone brief.
6. Lead the team to the aircraft.
7. Notify aircrew when ready for takeoff.
8. Identify/confirm LZ.
9. Remain oriented and identify checkpoints while en route.
10. Upon landing, direct the debarkation of the team.
11. Establish security.
12. Account for personnel/report insert complete.

REFERENCES:

1. MCRP 3-11.4A Helicopter Rope Suspension Techniques (HRST) Operations
2. MCWP 2-25 Ground Reconnaissance Operations
3. MCWP 3-11.4 Helicopterborne Operations

SUPPORT REQUIREMENTS:

RANGE/TRAINING AREA: Facility Code 17440 Personnel/Equipment Drop Zone

MISCELLANEOUS:

ADMINISTRATIVE INSTRUCTIONS: Fast rope, SPIE, rappel.

RECN-SPIE-2402: Lead a team in a parachute insertion

EVALUATION-CODED: NO

SUSTAINMENT INTERVAL: 12 months

MOS PERFORMING: 0321

BILLETS: Recon Team Leader

GRADES: SGT, SSGT

INITIAL TRAINING SETTING: FORMAL

CONDITION: Given an order that requires a parachute insertion, a recon team, mission essential equipment, and an aircraft.

STANDARD: By gaining access to the environment, maintaining security, reacting appropriately to the enemy situation, and accomplishing the assigned mission.

PERFORMANCE STEPS:

1. Receive the order.
2. Conduct mission planning.
3. Issue warning order.
4. Conduct coordination as required.
5. Conduct rehearsals.
6. Conduct inspections.
7. Issue the order.
8. Conduct jump brief.
9. Move unit to embarkation point.
10. Don equipment and conduct jumpmaster personnel inspection.
11. Load craft.
12. Direct actions in flight.
13. Lead unit in exiting of aircraft.
14. Maneuver to landing point.
15. Direct actions on the drop zone.
16. Report insertion to higher headquarters.
17. Lead unit in continuing operations.

REFERENCES:

1. MCO 3120.11 Marine Corps Parachuting Policy and Program Administration
2. MCWP 2-25 Ground Reconnaissance Operations
3. MCWP 3-15.6 Military Free-Fall Parachuting Tactics, Techniques, and Procedures
4. MCWP 3-15.7 Static-Line Parachuting Techniques and Training
5. TM 70244A-OI USMC FREEFALL OPS & TECHNIQUES

SUPPORT REQUIREMENTS:

RANGE/TRAINING AREA: Facility Code 17410 Maneuver/Training Area, Light Forces

MISCELLANEOUS:

ADMINISTRATIVE INSTRUCTIONS: 1. Night vision goggles should be worn for all low light MFF operations by parachutists and jumpmasters. The use of night vision goggles reduce risk and enhance visual situational awareness. 2. Parachutists and jumpmasters must be proficient in the use of all navigational aids, including magnetic compasses and global positioning system (GPS) devices. 3. Supplement oxygen should be incorporated into training when appropriate. 4. Sustainment of this task requires the parachutist to exit the aircraft wearing each of the armor protective levels (APL): non-ballistic through ballistic.

RECN-SPIE-2403: Lead a team in a dive mission

EVALUATION-CODED: NO

SUSTAINMENT INTERVAL: 12 months

MOS PERFORMING: 0321

BILLETS: Recon Team Leader

GRADES: SGT, SSGT

INITIAL TRAINING SETTING: FORMAL

CONDITION: Given a mission that requires an operation from underwater, a recon team, an insertion platform, and mission essential equipment.

STANDARD: By gaining access to the environment, maintaining security, reacting appropriately to the enemy situation, and accomplishing the assigned mission.

PERFORMANCE STEPS:

1. Receive the order.
2. Conduct mission planning to include dive plan.
3. Issue warning order to the team.
4. Conduct rehearsals.
5. Conduct inspections.
6. Conduct necessary coordination.
7. Issue the order.
8. Issue the dive brief.
9. Move team to embarkation point.
10. Load craft.
11. Direct actions in transit.
12. Don equipment and conduct dive supervisor personnel inspections.
13. Lead team in water entry.
14. Maneuver team towards objective.
15. Communicate with dive team.
16. Maintain team navigation.
17. Direct the team in actions on the objective.

REFERENCES:

1. MCO 3150.4 Diving Policy and Administration
2. MCRP 3-11.3A Special Forces Waterborne Operations (TC 31-25)
3. MCRP 3-35.9A Multi-Service Tactics, Techniques, and Procedures for

- military diving operations
4. SS521-AG-PRO-010 United States Navy Dive Manual

SUPPORT REQUIREMENTS:

RANGE/TRAINING AREA: Facility Code 17411 Maneuver/Training Area,
Amphibious Forces

MISCELLANEOUS:

ADMINISTRATIVE INSTRUCTIONS: 1. Safety divers must be present. 2. Ensure all safety precautions are adhered to when performing this task. 3. Divers must have day/night signaling device. 4. Divers conducting night dives will be marked with appropriate illumination. 5. This type of training is classified as high risk training, refer to OPNAVINST 1500.75. 6. For surf safety considerations, refer to COMNAVSURFPAC/COMNAVSURFLANT INSTRUCTION 3840.1B.

RECN-SPIE-2404: Lead Submarine Deployment Operations

EVALUATION-CODED: NO

SUSTAINMENT INTERVAL: 12 months

DESCRIPTION: This task provides the procedures to insert in a clandestine manner from a submarine to infiltrate an objective area to conduct reconnaissance and/or surveillance operations.

MOS PERFORMING: 0321

BILLETS: Recon Team Leader

GRADES: SGT, SSGT

INITIAL TRAINING SETTING: MOJT

CONDITION: Given a mission, a recon team, individual weapon, and required equipment, while operating as a team leader, and wearing a fighting load.

STANDARD: By deploying and/or recovering from a submarine via subsurface trunk lockout, shelter, or dry deck/wet deck launch.

PERFORMANCE STEPS:

1. Give mission/insert brief.
2. Give dive brief.
3. Don/inspect equipment.
4. Conduct deployment method.
5. Conduct movement.
6. Conduct mission.
7. Recover on board submarine.
8. Lead mission debrief.
9. Lead after-action review.

REFERENCES:

1. MCO 3150.4 Diving Policy and Administration
2. MCRP 3-11.3A Special Forces Waterborne Operations (TC 31-25)
3. MCRP 3-35.9A Multi-Service Tactics, Techniques, and Procedures for military diving operations
4. MCWP 2-25 Ground Reconnaissance Operations
5. NWP 79-0-4 Submarine Special Operations Manual, Unconventional Warfare (Confidential)

SUPPORT REQUIREMENTS:

RANGE/TRAINING AREA:

Facility Code 17411 Maneuver/Training Area, Amphibious Forces
Facility Code 17915 Underwater Fording Site

EQUIPMENT: Naval Submarine: Include appropriate rigging and support equipment (trunk ops, lines, CRRC, safety platforms, etc.). Recompression chamber and diving equipment as requires.

UNITS/PERSONNEL: Current Diving Supervisor, Trunk Operator, Navy personnel, and Recompression Chamber support as required. Appropriate safety/support personnel and equipment.

RECN-SPIE-2501: Lead a platoon conducting Specialized Insertion and Extraction

EVALUATION-CODED: NO

SUSTAINMENT INTERVAL: 12 months

MOS PERFORMING: 0307, 0321

BILLETS: Recon Platoon Commander, Recon Platoon Sergeant

GRADES: GYSGT, 2NDLT, 1STLT, CAPT

INITIAL TRAINING SETTING: MOJT

CONDITION: Given a mission, all required personnel and equipment, and C4I-related infrastructure and equipment.

STANDARD: By planning, rehearsing, inspecting, inserting, confirming, and executing the assigned mission in accordance with the commanders intent.

PERFORMANCE STEPS:

1. Lead a platoon conducting Specialized Insertion and Extraction
2. Plan and execute boat operations to include; over the horizon movements, surface vessel deployment, clandestine landing and withdrawal, as required.
3. Plan and execute helicopterborne/HRST operations to include; rappel, SPIE, fast rope, helicopter insert and extract, as required.
4. Plan and execute combat dive operations to include closed circuit diving, open circuit diving, and utilization of diver propulsion devices, as required.

5. Plan and execute parachute operations to include; static line, military free fall, high altitude/low opening (HALO), high altitude/high opening (HAHO), and Tandem Offset Resupply Delivery System (TORDS), as required.
6. Plan and execute submarine operations to include; surface and subsurface launch and recovery, as required.
7. Plan and execute specialized insertion and extraction of ground reconnaissance forces, as required.

REFERENCES:

1. FM 3-05.213 Special Forces Pack Animals
2. FM 31-23 SPECIAL FORCES MOUNTED OPERATIONS TACTICS, TECHNIQUES, AND PROCEDURES
3. MCO 3120.11 Marine Corps Parachuting Policy and Program Administration
4. MCO 3150.4 Diving Policy and Administration
5. MCRP 3-11.3A Special Forces Waterborne Operations (TC 31-25)
6. MCRP 3-11.4A Helicopter Rope Suspension Techniques (HRST) Operations
7. MCRP 3-35.9A Multi-Service Tactics, Techniques, and Procedures for military diving operations
8. MCWP 2-25 Ground Reconnaissance Operations
9. MCWP 3-11.4 Helicopterborne Operations
10. MCWP 3-15.6 Military Free-Fall Parachuting Tactics, Techniques, and Procedures
11. MCWP 3-15.7 Static-Line Parachuting Techniques and Training

RECN-SPIE-2502: Lead a platoon in a helicopter insertion

EVALUATION-CODED: NO

SUSTAINMENT INTERVAL: 12 months

MOS PERFORMING: 0307, 0321

BILLETS: Recon Platoon Commander, Recon Platoon Sergeant

GRADES: GYSGT, 2NDLT, 1STLT, CAPT

INITIAL TRAINING SETTING: MOJT

CONDITION: Given a mission in a tactical environment (day and night), a position in an assembly area, operation/fragmentary order, a platoon with associated equipment and weapons, helicopter/tilt rotor aircraft, pickup zone, and landing zone.

STANDARD: By gaining access to the environment, maintaining security, reacting appropriately to the enemy situation, and accomplishing the assigned mission.

PERFORMANCE STEPS:

1. Conduct BAMCIS.
2. Manifest the platoon.
3. Manifest the platoon.
4. Brief the teams on their positions in the aircraft.
5. Inspect the platoon.
6. Give the pilot a zone brief.

7. Lead the platoon to the aircraft.
8. Notify aircrew when ready for takeoff.
9. Identify/confirm LZ.
10. Remain oriented and identify checkpoints while en route.
11. Upon landing, direct the debarkation of the platoon.
12. Establish security.
13. Account for personnel/report insert complete.

REFERENCES:

1. MCRP 3-11.4A Helicopter Rope Suspension Techniques (HRST) Operations
2. MCWP 2-25 Ground Reconnaissance Operations
3. MCWP 3-11.4 Helicopterborne Operations

SUPPORT REQUIREMENTS:

RANGE/TRAINING AREA: Facility Code 17440 Personnel/Equipment Drop Zone

MISCELLANEOUS:

ADMINISTRATIVE INSTRUCTIONS: Fast rope, SPIE, rappel.

RECN-SPIE-2503: Lead a platoon in a parachute insertion

EVALUATION-CODED: NO

SUSTAINMENT INTERVAL: 12 months

MOS PERFORMING: 0307, 0321

BILLETS: Recon Platoon Commander, Recon Platoon Sergeant

GRADES: GYSGT, 2NDLT, 1STLT, CAPT

INITIAL TRAINING SETTING: MOJT

CONDITION: Given an order that requires a parachute insertion, a recon platoon, mission essential equipment, and an aircraft.

STANDARD: By gaining access to the environment, maintaining security, reacting appropriately to the enemy situation, and accomplishing the assigned mission.

PERFORMANCE STEPS:

1. Receive the order.
2. Conduct mission planning.
3. Issue warning order.
4. Conduct coordination as required.
5. Conduct rehearsals.
6. Conduct inspections.
7. Issue the order.
8. Move unit to embarkation point.
9. Load craft.
10. Direct actions in flight.
11. Lead unit in exiting of aircraft.

12. Maneuver to landing point.
13. Direct actions on the drop zone.
14. Report insertion to higher headquarters.
15. Lead unit in continuing operations.

REFERENCES:

1. MARADMIN 0415/09 Establishment of Body Armor Protective Levels
2. MCO 3120.11 Marine Corps Parachuting Policy and Program Administration
3. MCWP 2-25 Ground Reconnaissance Operations
4. MCWP 3-15.6 Military Free-Fall Parachuting Tactics, Techniques, and Procedures
5. MCWP 3-15.7 Static-Line Parachuting Techniques and Training
6. TM 70244A-OI USMC FREEFALL OPS & TECHNIQUES

SUPPORT REQUIREMENTS:

RANGE/TRAINING AREA: Facility Code 17410 Maneuver/Training Area, Light Forces

MISCELLANEOUS:

ADMINISTRATIVE INSTRUCTIONS: 1. Night vision goggles should be worn for all low light MFF operations by parachutists and jumpmasters. The use of night vision goggles reduce risk and enhance visual situational awareness. 2. Parachutists and jumpmasters must be proficient in the use of all navigational aids, including magnetic compasses and global positioning system (GPS) devices. 3. Supplement oxygen should be incorporated into training when appropriate. 4. Sustainment of this task requires the parachutist to exit the aircraft wearing each of the armor protective levels (APL): non-ballistic through ballistic.

RECN-SPIE-2504: Lead a platoon in a dive mission

EVALUATION-CODED: NO

SUSTAINMENT INTERVAL: 12 months

MOS PERFORMING: 0307, 0321

BILLETS: Recon Platoon Commander, Recon Platoon Sergeant

GRADES: GYSGT, 2NDLT, 1STLT, CAPT

INITIAL TRAINING SETTING: MOJT

CONDITION: Given a mission that requires an operation from underwater, a recon platoon, an insertion platform, and mission essential equipment.

STANDARD: By gaining access to the environment, maintaining security, reacting appropriately to the enemy situation, and accomplishing the assigned mission.

PERFORMANCE STEPS:

1. Receive the order.

2. Conduct mission planning to include dive plan.
3. Issue warning order to the platoon.
4. Conduct rehearsals.
5. Conduct inspections.
6. Conduct necessary coordination.
7. Issue the order.
8. Move platoon to embarkation point.
9. Load craft.
10. Direct actions in transit.
11. Lead platoon in water entry.
12. Direct maneuver of teams towards objective(s).
13. Communicate with dive team(s).
14. Maintain navigation.
15. Direct the team(s) in actions on the objective(s).

REFERENCES:

1. MCO 3150.4 Diving Policy and Administration
2. MCRP 3-11.3A Special Forces Waterborne Operations (TC 31-25)
3. MCRP 3-35.9A Multi-Service Tactics, Techniques, and Procedures for military diving operations
4. SS521-AG-PRO-010 United States Navy Dive Manual

SUPPORT REQUIREMENTS:

RANGE/TRAINING AREA: Facility Code 17411 Maneuver/Training Area,
Amphibious Forces

MISCELLANEOUS:

ADMINISTRATIVE INSTRUCTIONS: 1. Safety divers must be present. 2. Ensure all safety precautions are adhered to when performing this task. 3. Divers must have day/night signaling device. 4. Divers conducting night dives will be marked with appropriate illumination. 5. This type of training is classified as high risk training, refer to OPNAVINST 1500.75. 6. For surf safety considerations, refer to COMNAVSURFPAC/COMNAVSURFLANT INSTRUCTION 3840.1B.

RECN-SPIE-2505: Lead Submarine Deployment Operations

EVALUATION-CODED: NO

SUSTAINMENT INTERVAL: 12 months

DESCRIPTION: This task provides the procedures to insert in a clandestine manner from a submarine to infiltrate an objective area to conduct reconnaissance and/or surveillance operations.

MOS PERFORMING: 0307, 0321

BILLETS: Recon Platoon Commander, Recon Platoon Sergeant

GRADES: GYSGT, 2NDLT, 1STLT, CAPT

INITIAL TRAINING SETTING: MOJT

CONDITION: Given a mission, a recon platoon, and required equipment.

STANDARD: By deploying and/or recovering from a submarine via subsurface trunk lockout, shelter, or dry deck/wet deck launch.

PERFORMANCE STEPS:

1. Give mission/insert brief.
2. Give dive brief.
3. Don/inspect equipment.
4. Conduct deployment method.
5. Conduct movement.
6. Conduct mission.
7. Recover on board submarine.
8. Lead mission debrief.
9. Lead after-action review.

REFERENCES:

1. MCO 3150.4 Diving Policy and Administration
2. MCRP 3-11.3A Special Forces Waterborne Operations (TC 31-25)
3. MCRP 3-35.9A Multi-Service Tactics, Techniques, and Procedures for military diving operations
4. MCWP 2-25 Ground Reconnaissance Operations
5. NWP 79-0-4 Submarine Special Operations Manual, Unconventional Warfare (Confidential)

SUPPORT REQUIREMENTS:

RANGE/TRAINING AREA:

Facility Code 17411 Maneuver/Training Area, Amphibious Forces
Facility Code 17915 Underwater Fording Site

EQUIPMENT: Naval Submarine: Include appropriate rigging and support equipment (trunk ops, lines, CRRC, safety platforms, etc.). Recompression chamber and diving equipment as requires.

UNITS/PERSONNEL: Current Diving Supervisor, Trunk Operator, Navy personnel, and Recompression Chamber support as required. Appropriate safety/support personnel and equipment.

RECN-SPIE-2601: Direct Specialized Insertion and Extraction

EVALUATION-CODED: NO

SUSTAINMENT INTERVAL: 12 months

MOS PERFORMING: 0307, 0321

BILLETS: Recon Company Commander, Recon Company Executive Officer, Recon Company Operations Chief, Recon Company Operations Officer, Recon Company Training Chief

GRADES: GYSGT, MSGT, 1STLT, CAPT, MAJ

INITIAL TRAINING SETTING: MOJT

CONDITION: Given a mission, all required personnel and equipment, and C4I-related infrastructure and equipment.

STANDARD: By planning, rehearsing, inspecting, and coordinating actions on the objective.

PERFORMANCE STEPS:

1. Plan and coordinate platoon(s) swim operations; including clandestine landing and withdrawal via surface swimmers, as required.
2. Plan and coordinate platoon(s) boat operations to include; over the horizon movements, surface vessel deployment, clandestine landing and withdrawal, as required.
3. Plan and coordinate platoon(s) helicopterborne/HRST operations to include; rappel, SPIE, fast rope, helicopter insert and extract, as required.
4. Plan and coordinate platoon(s) combat dive operations to include closed circuit diving, open circuit diving, and utilization of diver propulsion devices, as required.
5. Plan and coordinate platoon(s) parachute operations to include; static line, military free fall, high altitude/low opening (HALO), high altitude/high opening (HAHO), and Tandem Offset Resupply Delivery System (TORDS), as required.
6. Plan and coordinate submarine operations to include; surface and subsurface launch and recovery, as required.
7. Plan and coordinate platoon(s) specialized insertion and extraction of ground reconnaissance forces, as required.

REFERENCES:

1. FM 3-05.213 Special Forces Pack Animals
2. FM 31-23 SPECIAL FORCES MOUNTED OPERATIONS TACTICS, TECHNIQUES, AND PROCEDURES
3. MCO 3120.11 Marine Corps Parachuting Policy and Program Administration
4. MCO 3150.4 Diving Policy and Administration
5. MCRP 3-11.3A Special Forces Waterborne Operations (TC 31-25)
6. MCRP 3-11.4A Helicopter Rope Suspension Techniques (HRST) Operations
7. MCRP 3-35.9A Multi-Service Tactics, Techniques, and Procedures for military diving operations
8. MCWP 2-25 Ground Reconnaissance Operations
9. MCWP 3-11.4 Helicopterborne Operations
10. MCWP 3-15.6 Military Free-Fall Parachuting Tactics, Techniques, and Procedures
11. MCWP 3-15.7 Static-Line Parachuting Techniques and Training

RECN-SURV-2001: Conduct Fixed Site Surveillance

EVALUATION-CODED: NO

SUSTAINMENT INTERVAL: 12 months

MOS PERFORMING: 0307, 0321, 8403, 8427

BILLETS: Recon Man

GRADES: PVT, PFC, LCPL, CPL, SSGT, GYSGT, 2NDLT, 1STLT, CAPT, NV-SN, NV-PO-3, NV-PO-2, NV-PO-1, NV-CPO

INITIAL TRAINING SETTING: MOJT

CONDITION: Given a mission in an urban or rural objective area, required equipment, and while wearing a fighting load.

STANDARD: By observing single, multiple targets, or named areas of interest (NAIs) to fulfill PIR's and CCIR's while maintaining appropriate/allowable standoff, cover and concealment.

PERFORMANCE STEPS:

1. Participate in mission planning applicable to Fixed Site Surveillance.
2. Occupy static location.
3. Maintain operational status during occupation.
4. Process collected information.
5. Determine completion of surveillance objective.

REFERENCES:

1. FM 3-05 Army Special Operations Forces
2. FM 3-05.204 Special Forces Special Reconnaissance
3. MCWP 2-25 Ground Reconnaissance Operations

RECNSURV-2002: Perform Vehicle Non-Technical Surveillance

EVALUATION-CODED: NO

SUSTAINMENT INTERVAL: 12 months

MOS PERFORMING: 0307, 0321, 8403, 8427

BILLETS: Recon Man

GRADES: PVT, PFC, LCPL, CPL, SGT, SSGT, GYSGT, 2NDLT, 1STLT, CAPT, NV-SN, NV-PO-3, NV-PO-2, NV-PO-1, NV-CPO

INITIAL TRAINING SETTING: MOJT

CONDITION: Given a mission in an urban or rural objective area, a tactical or non-standard commercial vehicle, required equipment, and while wearing required equipment.

STANDARD: By observing single, multiple targets, or named areas of interest (NAIs) to fulfill PIR's and CCIR's while maintaining appropriate/allowable standoff, cover and concealment.

PERFORMANCE STEPS:

1. Participate in planning for vehicle surveillance.
2. Identify vehicles for surveillance.
3. Construct a vehicle surveillance platform.
4. Employ vehicle communications.
5. Employ the components of vehicle surveillance.
6. Employ vehicle surveillance methods.
7. Terminate vehicle surveillance operations.
8. Perform post mission activity.

REFERENCES:

1. FM 3-05 Army Special Operations Forces
2. FM 3-05.204 Special Forces Special Reconnaissance
3. MCWP 2-25 Ground Reconnaissance Operations

SUPPORT REQUIREMENTS:

RANGE/TRAINING AREA:

Facility Code 17410 Maneuver/Training Area, Light Forces
Facility Code 17961 Combat In Cities Facility
Facility Code 17962 MOUT Collective Training Facility (Small)

ROOMS/BUILDINGS: All or one of the following: forward operating base; isolation facility for mission prep. Buildings/rooms in an off base urban and rural population (abandoned as well as occupied/working residential, commercial and government properties).

EQUIPMENT: Government vehicles, indigenous operational vehicles; TE weapons; TE optics; TE communication equipment; documents, role player/OPFOR weapons & props.

MATERIAL: Vehicle hides construction material.

UNITS/PERSONNEL: Corpsman; Role Players and/or opposing forces; Higher HQ; Evaluation Cadre.

OTHER SUPPORT REQUIREMENTS: CEOI; Scenario script for role players and/or opposing forces; Scenario script; Communications load sets as per the CEOI; Off base training location offer a non-linear grid type infrastructure in an urban population.

MISCELLANEOUS:

ADMINISTRATIVE INSTRUCTIONS: Coordination for off base training must be made with local and state law enforcement agencies as well as appropriate county or city manager/s. Hold harmless and Land User agreements must be made with private property owners for the use of non-government sites.

RECNSURV-2003: Employ Surveillance Security Measures

EVALUATION-CODED: NO **SUSTAINMENT INTERVAL:** 12 months

MOS PERFORMING: 0307, 0321, 8403, 8427

BILLETS: Recon Man

GRADES: PVT, PFC, LCPL, CPL, SGT, SSGT, GYSGT, 2NDLT, 1STLT, CAPT, NV-SN, NV-PO-3, NV-PO-2, NV-PO-1, NV-CPO

INITIAL TRAINING SETTING: MOJT

CONDITION: Given a mission in an urban or rural objective area and required equipment.

STANDARD: By maintaining situational awareness of force protection considerations and safeguarding sensitive personal, items, and information.

PERFORMANCE STEPS:

1. Conduct threat and vulnerability assessment.
2. Employ personal security measures.

REFERENCES:

1. FM 3-05 Army Special Operations Forces
2. FM 3-05.204 Special Forces Special Reconnaissance
3. Human Factors Human Factors Considerations of Undergrounds in Insurgencies, Author: Special Operations Research Office, The American University Washington DC (Dec 1965)

SUPPORT REQUIREMENTS:

RANGE/TRAINING AREA:

Facility Code 17410 Maneuver/Training Area, Light Forces
Facility Code 17961 Combat In Cities Facility
Facility Code 17962 MOUT Collective Training Facility (Small)

ROOMS/BUILDINGS: All or one of the following: forward operating base; isolation facility for mission prep. Buildings/rooms in an off base urban and rural population (abandoned as well as occupied/working residential, commercial and government properties).

EQUIPMENT: Government vehicles, indigenous operational vehicles; TE weapons; TE optics; TE communication equipment; documents, role player/OPFOR weapons & props.

UNITS/PERSONNEL: Role Players and/or opposing forces; Higher HQ and/or Evaluation Cadre.

OTHER SUPPORT REQUIREMENTS: CEOI; Scenario script for role players and/or opposing forces; Scenario script; Communications load sets as per the CEOI.

MISCELLANEOUS:

ADMINISTRATIVE INSTRUCTIONS: Coordination for off base training must be made with local and state law enforcement agencies as well as appropriate county or city manager/s. Hold harmless and Land User agreements must be made with private property owners for the use of non-government sites.

SPECIAL PERSONNEL CERTS: RSO.

REC-N-SURV-2004: Conduct Surveillance Detection

EVALUATION-CODED: NO

SUSTAINMENT INTERVAL: 12 months

MOS PERFORMING: 0307, 0321, 8403, 8427

BILLETS: Recon Man

GRADES: PVT, PFC, LCPL, CPL, SGT, SSGT, GYSGT, 2NDLT, 1STLT, CAPT, NV-SN, NV-PO-3, NV-PO-2, NV-PO-1, NV-CPO

INITIAL TRAINING SETTING: MOJT

CONDITION: Given a mission in an urban or rural objective area, the threat of surveillance and required equipment.

STANDARD: By detecting and reacting to threat surveillance while maintaining operational tempo and reporting activity to fulfill PIRs and CCIRs.

PERFORMANCE STEPS:

1. Utilize techniques to detect surveillance.
2. Recognize threat level.
3. Process collected information.

REFERENCES:

1. Advanced Surveillance Author: Peter Jenkins
2. FM 3-05.204 Special Forces Special Reconnaissance
3. Guide - Surveillance Countermeasures Surveillance Countermeasures: A Serious Guide to Detecting, Evading, and Eluding Threats to Personal Privacy, Publisher: ACM IV Security Services (1994)
4. MCWP 2-14 Counterintelligence
5. MCWP 2-25 Ground Reconnaissance Operations

SUPPORT REQUIREMENTS:

RANGE/TRAINING AREA:

Facility Code 17410 Maneuver/Training Area, Light Forces
Facility Code 17961 Combat In Cities Facility
Facility Code 17962 MOUT Collective Training Facility (Small)

ROOMS/BUILDINGS: All or one of the following: forward operating base; isolation facility for mission prep. Buildings/rooms in an off base urban and rural population (abandoned as well as occupied/working residential, commercial and government properties).

EQUIPMENT: Government vehicles, indigenous operational vehicles; TE weapons; TE optics; TE communication equipment; documents, role player/OPFOR weapons & props.

UNITS/PERSONNEL: Role Players and/or opposing forces; Higher HQ and/or Evaluation Cadre.

OTHER SUPPORT REQUIREMENTS: CEOI; Scenario script for role players and/or opposing forces; Scenario script; Communications load sets as per the CEOI.

MISCELLANEOUS:

ADMINISTRATIVE INSTRUCTIONS: Coordination for off base training must be made with local and state law enforcement agencies as well as appropriate county or city manager/s. Hold harmless and Land User agreements must be made with private property owners for the use of non-government sites.

SPECIAL PERSONNEL CERTS: RSO.

RECNSURV-2005: Prepare a sniper range card

EVALUATION-CODED: NO

SUSTAINMENT INTERVAL: 12 months

MOS PERFORMING: 0307, 0321, 8403, 8427

BILLETS: Recon Man

GRADES: PVT, PFC, LCPL, CPL, SGT, SSGT, GYSGT, 2NDLT, 1STLT, CAPT, NV-SN, NV-PO-3, NV-PO-2, NV-PO-1, NV-CPO

INITIAL TRAINING SETTING: MOJT

CONDITION: Given a mission, a military map, pencil, straight edge, protractor, Lensatic compass, pocket weather station, and precision laser range finder.

STANDARD: In order to recall the data to fire on pre-determined target areas and as an aid in estimating ranges to other targets during regular visibility.

PERFORMANCE STEPS:

1. Estimate distance to targets.
2. Identify reference points.
3. Establish 3 sectors.
4. Identify center azimuth.
5. Include marginal data.
6. Draw terrain features on range card.
7. Write marginal information and target information.
8. Determine elevation for reference points.
9. Update as needed.

REFERENCES:

1. The Complete Book of U.S. Sniping Peter R. Senich
2. FM 3-05.222 U.S. Army Special Forces Sniper Training and Employment
3. FMFM 1-3B Sniping
4. MCWP 2-25 Ground Reconnaissance Operations
5. MCWP 3-15.3 Scout Sniping

SUPPORT REQUIREMENTS:

RANGE/TRAINING AREA:

Facility Code 17413 Field Training Area
Facility Code 17420 Maneuver/Training Area, Heavy Forces
Facility Code 17560 Sniper Field-Fire Range

Facility Code 17962 MOUT Collective Training Facility (Small)
Facility Code 17963 MOUT Collective Training Facility (Large)

ROOMS/BUILDINGS: Classroom.

EQUIPMENT: Adhesives, various color felts, various color screens, sand bags, PVC pipe and fittings, garbage bags, 550 cord, tubular nylon, riggers tape, tent poles, burlap, and chicken wire.

UNITS/PERSONNEL: Role Players and/or opposing forces; Higher HQ and/or Evaluation Cadre.

OTHER SUPPORT REQUIREMENTS: CEOI; Scenario script for role players and/or opposing forces; Scenario script; Communications load sets as per the CEOI.

MISCELLANEOUS:

ADMINISTRATIVE INSTRUCTIONS: Coordination for off base training must be made with local and state law enforcement agencies as well as appropriate county or city manager/s. Hold harmless and Land User agreements must be made with private property owners for the use of non-government sites.

SPECIAL PERSONNEL CERTS: RSO.

RECN-SURV-2006: Conduct Target Analysis

EVALUATION-CODED: NO SUSTAINMENT INTERVAL: 12 months

MOS PERFORMING: 0307, 0321, 8403, 8427

GRADES: PVT, PFC, LCPL, CPL, SGT, SSGT, GYSGT, 2NDLT, 1STLT, CAPT, NV-SN, NV-PO-3, NV-PO-2, NV-PO-1, NV-CPO

INITIAL TRAINING SETTING: MOJT

CONDITION: Given a mission in an urban or rural objective area, required equipment, and while wearing a fighting.

STANDARD: By providing targeting information of intelligence value that satisfies PIRs and CCIRs within the mission timeline.

PERFORMANCE STEPS:

1. Receive the target folder.
2. Review target information requirements.
3. Gather, organize, and evaluate all available information about the target.
4. Identify gaps in the available information.
5. Submit RFI's.
6. Infiltrate the target area.
7. Survey the target.
8. Prepare and submit Level I Intelligence Reports.

REFERENCES:

1. FM 3-05.204 Special Forces Special Reconnaissance
2. JP 3-50.21 Joint Tactics, Techniques, and Procedures for Combat Search and Rescue
3. MCRP 3-16A Tactics, Techniques, and Procedures for the Targeting Process
4. MCWP 2-1 Intelligence Operations
5. MCWP 2-12 MAGTF Intelligence Production and Analysis
6. MCWP 2-25 Ground Reconnaissance Operations
7. MCWP 3-15.3 Scout Sniping

SUPPORT REQUIREMENTS:

RANGE/TRAINING AREA:

Facility Code 17413 Field Training Area
Facility Code 17420 Maneuver/Training Area, Heavy Forces
Facility Code 17560 Sniper Field-Fire Range
Facility Code 17962 MOUT Collective Training Facility (Small)
Facility Code 17963 MOUT Collective Training Facility (Large)

ROOMS/BUILDINGS: Classroom.

EQUIPMENT: Adhesives, various color felts, various color screens, sand bags, PVC pipe and fittings, garbage bags, 550 cord, tubular nylon, riggers tape, tent poles, burlap, and chicken wire.

UNITS/PERSONNEL: Role Players and/or opposing forces; Higher HQ and/or Evaluation Cadre.

OTHER SUPPORT REQUIREMENTS: CEOI; Scenario script for role players and/or opposing forces; Scenario script; Communications load sets as per the CEOI.

MISCELLANEOUS:

ADMINISTRATIVE INSTRUCTIONS: Coordination for off base training must be made with local and state law enforcement agencies as well as appropriate county or city manager/s. Hold harmless and Land User agreements must be made with private property owners for the use of non-government sites.

SPECIAL PERSONNEL CERTS: RSO.

RECN-SURV-2401: Lead a team during Fixed Site Surveillance

EVALUATION-CODED: NO

SUSTAINMENT INTERVAL: 12 months

MOS PERFORMING: 0321

BILLETS: Recon Team Leader

GRADES: SGT, SSGT

INITIAL TRAINING SETTING: FORMAL

CONDITION: Given a mission in an urban or rural objective area, a recon team, required equipment, operating as a team leader.

STANDARD: By observing single, multiple targets, or named areas of interest (NAIs) to fulfill PIR's and CCIR's while maintaining appropriate/allowable standoff, cover and concealment.

PERFORMANCE STEPS:

1. Conduct planning applicable to Fixed Site Surveillance.
2. Occupy static location.
3. Maintain operational status during occupation.
4. Process collected information.
5. Determine completion of surveillance objective.
6. Terminate surveillance operations.
7. Conduct battlefield turn-over/data dump to raid force, as required.
8. Continue mission, as required.
9. Perform post mission activity.

REFERENCES:

1. FM 3-05 Army Special Operations Forces
2. FM 3-05.204 Special Forces Special Reconnaissance
3. MCWP 2-25 Ground Reconnaissance Operations

SUPPORT REQUIREMENTS:

RANGE/TRAINING AREA:

Facility Code 17410 Maneuver/Training Area, Light Forces
Facility Code 17961 Combat In Cities Facility
Facility Code 17962 MOUT Collective Training Facility (Small)

ROOMS/BUILDINGS: All or one of the following: forward operating base; isolation facility for mission prep. Buildings/rooms in an off base urban and rural population (abandoned as well as occupied/working residential, commercial and government properties).

EQUIPMENT: TE weapons; TE optics; TE communication equipment; documents, role player/OPFOR weapons & props.

MATERIAL: Hide site construction material.

UNITS/PERSONNEL: Corpsman; Role Players and/or opposing forces; Higher HQ; Evaluation Cadre.

OTHER SUPPORT REQUIREMENTS: CEOI; Scenario script for role players and/or opposing forces; Scenario script; Communications load sets as per the CEOI; Off base training location offer a non-linear grid type infrastructure in an urban population.

MISCELLANEOUS:

ADMINISTRATIVE INSTRUCTIONS: Coordination for off base training must be made with local and state law enforcement agencies as well as appropriate county or city manager/s. Hold harmless and Land User agreements must be made with private property owners for the use of non-government sites.

RECNSURV-2402: Lead a team Conducting Vehicle Non-Technical Surveillance

EVALUATION-CODED: NO

SUSTAINMENT INTERVAL: 12 months

MOS PERFORMING: 0321

BILLETS: Recon Team Leader

GRADES: SGT, SSGT

INITIAL TRAINING SETTING: FORMAL

CONDITION: Given a mission in an urban or rural objective area, a recon team, a tactical or non-standard commercial vehicle, required equipment, operating as a team leader.

STANDARD: By observing single, multiple targets, or named areas of interest (NAIs) to fulfill PIR's and CCIR's while maintaining appropriate/allowable standoff, cover and concealment.

PERFORMANCE STEPS:

1. Conduct planning for vehicle surveillance.
2. Identify vehicles for surveillance.
3. Direct and supervise construction of a vehicle surveillance platform.
4. Direct and supervise vehicle communications.
5. Direct and supervise the components of vehicle surveillance.
6. Direct and supervise vehicle surveillance methods.
7. Determine completion of surveillance objective.
8. Terminate vehicle surveillance operations.
9. Conduct battlefield turn-over/data dump to raid force, as required.
10. Continue mission, as required.
11. Perform post mission activity

REFERENCES:

1. FM 3-05 Army Special Operations Forces
2. FM 3-05.204 Special Forces Special Reconnaissance
3. MCWP 2-25 Ground Reconnaissance Operations

SUPPORT REQUIREMENTS:

RANGE/TRAINING AREA:

Facility Code 17410 Maneuver/Training Area, Light Forces
Facility Code 17961 Combat In Cities Facility
Facility Code 17962 MOUT Collective Training Facility (Small)

ROOMS/BUILDINGS: All or one of the following: forward operating base; isolation facility for mission prep. Buildings/rooms in an off base urban and rural population (abandoned as well as occupied/working residential, commercial and government properties).

EQUIPMENT: Government vehicles, indigenous operational vehicles; TE weapons; TE optics; TE communication equipment; documents, role player/OPFOR weapons & props.

MATERIAL: Vehicle hides construction material.

UNITS/PERSONNEL: Corpsman; Role Players and/or opposing forces; Higher HQ; Evaluation Cadre.

OTHER SUPPORT REQUIREMENTS: CEOI; Scenario script for role players and/or opposing forces; Scenario script; Communications load sets as per the CEOI; Off base training location offer a non-linear grid type infrastructure in an urban population.

MISCELLANEOUS:

ADMINISTRATIVE INSTRUCTIONS: Coordination for off base training must be made with local and state law enforcement agencies as well as appropriate county or city manager/s. Hold harmless and Land User agreements must be made with private property owners for the use of non-government sites.

RECNSURV-2403: Conduct a Battlefield Turn-Over/Data Dump

EVALUATION-CODED: NO

SUSTAINMENT INTERVAL: 12 months

MOS PERFORMING: 0321

BILLETS: Recon Team Leader

GRADES: SGT, SSGT

INITIAL TRAINING SETTING: FORMAL

CONDITION: Given a mission in an urban or rural objective area, a recon team, required equipment, operating as a team leader, and while wearing a fighting load.

STANDARD: By ensuring passage of tactical responsibilities and control of a designated area with minimal disruption in operations.

PERFORMANCE STEPS:

1. Conduct coordination and planning between higher headquarters, both recon and raid forces, as well as other supporting units and fire support agencies.
2. Coordinate/identify when and where battlefield turn-over/ data dump will occur.
3. Provide an operations overlay and a copy of the operations order to the raid force.
4. Employ all means to ensure common view of battle space, operations, and passage of information.
5. Use assembly areas that provide cover and concealment and are large enough to allow for the dispersion of both units.
6. Maintain all around security throughout the entire battlefield turn-over/ data dump.
7. Maintain security and communications at normal levels.
8. Send and receive required reports.

9. Keep fire support assets in position throughout the battlefield turn-over/ data dump. Ensure they are prepared to support both units.
10. Ensure that at every level down to and including the individual Marine, face-to-face briefs are conducted, as required.
11. Exchange all required intelligence and tactical information.
12. Provide sketches, imagery, and other pertinent products to the raid force.
13. Use guides to lead assault, security, and support elements into positions.
14. Conduct the movement of elements over planned routes, based on the planned sequence of events.
15. Maintain noise and light discipline and the dispersion of forces throughout movement.
16. Execute tactical deception during the battlefield turn-over/ data dump, as required.
17. Account for all personnel, supplies, and equipment.
18. Continue with mission, as required.

REFERENCES:

1. FMFM 6-3 Marine Infantry Battalion
2. FMFM 6-4 Marine Rifle Company/Platoon
3. MCWP 2-25 Ground Reconnaissance Operations

SUPPORT REQUIREMENTS:

RANGE/TRAINING AREA:

Facility Code 17410 Maneuver/Training Area, Light Forces
Facility Code 17420 Maneuver/Training Area, Heavy Forces
Facility Code 17961 Combat In Cities Facility
Facility Code 17962 MOUT Collective Training Facility (Small)

ROOMS/BUILDINGS: All or one of the following: forward operating base; isolation facility for mission prep. Buildings/rooms in an off base urban and rural population (abandoned as well as occupied/working residential, commercial and government properties).

EQUIPMENT: TE weapons; TE optics; TE communication equipment; documents, role player/OPFOR weapons & props.

MATERIAL: Hide site construction material.

UNITS/PERSONNEL: Corpsman; Role Players and/or opposing forces; Higher HQ; Evaluation Cadre.

OTHER SUPPORT REQUIREMENTS: CEOI; Scenario script for role players and/or opposing forces; Scenario script; Communications load sets as per the CEOI; Off base training location offer a non-linear grid type infrastructure in an urban population.

MISCELLANEOUS:

ADMINISTRATIVE INSTRUCTIONS: Coordination for off base training must be made with local and state law enforcement agencies as well as appropriate county or city manager/s. Hold harmless and Land User agreements must be made with private property owners for the use of non-government sites.

RECEN-SURV-2501: Lead a platoon during Surveillance Operations

EVALUATION-CODED: NO

SUSTAINMENT INTERVAL: 12 months

MOS PERFORMING: 0307, 0321

BILLETS: Recon Platoon Commander, Recon Platoon Sergeant

GRADES: GYSGT, 2NDLT, 1STLT, CAPT

INITIAL TRAINING SETTING: FORMAL

CONDITION: Given a mission, all required personnel and equipment, and C4I-related infrastructure and equipment.

STANDARD: By planning, rehearsing, inspecting, inserting, confirming, and gathering the required information.

PERFORMANCE STEPS:

1. Plan and execute Surveillance operations, as required.
2. Plan and execute operations to obtain information about the current activities of an enemy by visually observing the area of operations, as required.
3. Plan and execute operations to obtain information about the current activities of an enemy by aurally observing the area of operations, as required.
4. Plan and execute operations to obtain information about the current activities of an enemy by electronically observing the area of operations, as required.
5. Plan and execute operations to obtain information about the current activities of an enemy by photographing the area of operations, as required.
6. Generate Level II Intelligence Reports, as required.

REFERENCES:

1. FM 31-20-5 Special Reconnaissance Tactics, Techniques and Procedures for Special Forces
2. FM 31-23 SPECIAL FORCES MOUNTED OPERATIONS TACTICS, TECHNIQUES, AND PROCEDURES
3. FMFM 6-4 Marine Rifle Company/Platoon
4. MCRP 2-25A Reconnaissance Reports Guide
5. MCRP 4-11.3H Multi-service Tactics, Techniques, and Procedures for Tactical Convoy Operations
6. MCWP 2-25 Ground Reconnaissance Operations
7. MCWP 3-11.2 Marine Rifle Squad
8. MCWP 3-11.3 Scouting and Patrolling
9. SH 21-76 Ranger Handbook
10. SOCOM Handbook SOCOM Combat Convoy Handbook

SUPPORT REQUIREMENTS:

RANGE/TRAINING AREA: Facility Code 17411 Maneuver/Training Area,
Amphibious Forces

RECNSURV-2502: Conduct a Battlefield Turn-Over/ Data Dump

EVALUATION-CODED: NO

SUSTAINMENT INTERVAL: 12 months

MOS PERFORMING: 0307, 0321

BILLETS: Recon Platoon Commander, Recon Platoon Sergeant

GRADES: GYSGT, 2NDLT, 1STLT, CAPT

INITIAL TRAINING SETTING: MOJT

CONDITION: Given a mission in an urban or rural objective area, a recon platoon, required equipment.

STANDARD: By ensuring passage of tactical responsibilities and control of a designated area with minimal disruption in operations.

PERFORMANCE STEPS:

1. Conduct coordination and planning between higher headquarters, both recon and raid forces, as well as other supporting units and fire support agencies.
2. Coordinate/identify when and where battlefield turn-over/data dump will occur.
3. Provide an operations overlay and a copy of the operations order to the raid force.
4. Employ all means to ensure common view of battle space and operation and passage of information.
5. Use assembly areas that provide cover and concealment and are large enough to allow for the dispersion of both units.
6. Maintain all around security throughout the entire battlefield turn-over/data dump.
7. Maintain all around security throughout the entire battlefield turn-over/data dump.
8. Send and receive required reports.
9. Keep fire support assets in position throughout the battlefield turn-over/data dump. Ensure they are prepared to support both units.
10. Ensure that at every level down to and including the individual Marine, face-to-face briefs are conducted, as required.
11. Exchange all required intelligence and tactical information.
12. Provide sketches, imagery, and other pertinent products to the raid force.
13. Use guides to lead assault, security, and support elements into positions.
14. Conduct the movement of elements over planned routes, based on the planned sequence of events.
15. Maintain noise and light discipline and the dispersion of forces throughout movement.
16. Execute tactical deception during the battlefield turn-over/ data dump, as required.
17. Account for all personnel, supplies, and equipment.
18. Continue with mission, as required.

REFERENCES:

1. FMFM 6-3 Marine Infantry Battalion
2. FMFM 6-4 Marine Rifle Company/Platoon

STANDARD: By planning, rehearsing, inspecting, and coordinating actions on the objective.

PERFORMANCE STEPS:

1. Plan and coordinate platoon(s) Surveillance operations, as required.
2. Plan and coordinate platoon(s) operations to obtain information about the current activities of an enemy by visually observing the area of operations, as required.
3. Plan and coordinate platoon(s) operations to obtain information about the current activities of an enemy by aurally observing the area of operations, as required, as required.
4. Plan and coordinate platoon(s) operations to obtain information about the current activities of an enemy by electronically observing the area of operations, as required, as required.
5. Plan and coordinate platoon(s) operations to obtain information about the current activities of an enemy by photographing the area of operations, as required, as required.
6. Generate Level II Intelligence Reports, as required.

REFERENCES:

1. FM 31-20-5 Special Reconnaissance Tactics, Techniques and Procedures for Special Forces
2. FM 31-23 SPECIAL FORCES MOUNTED OPERATIONS TACTICS, TECHNIQUES, AND PROCEDURES
3. FMFM 6-4 Marine Rifle Company/Platoon
4. MCRP 2-25A Reconnaissance Reports Guide
5. MCRP 4-11.3H Multi-service Tactics, Techniques, and Procedures for Tactical Convoy Operations
6. MCWP 2-25 Ground Reconnaissance Operations
7. MCWP 3-11.2 Marine Rifle Squad
8. MCWP 3-11.3 Scouting and Patrolling
9. SH 21-76 Ranger Handbook
10. SOCOM Handbook SOCOM Combat Convoy Handbook

SUPPORT REQUIREMENTS:

RANGE/TRAINING AREA: Facility Code 17411 Maneuver/Training Area, Amphibious Forces

RECN-WPNS-2001: Recognize Marksmanship Deficiencies

EVALUATION-CODED: NO

SUSTAINMENT INTERVAL: 12 months

MOS PERFORMING: 0307, 0321, 8403, 8427

BILLETS: Recon Man

GRADES: PVT, PFC, LCPL, CPL, SGT, SSGT, GYSGT, MSGT, MGYSGT, 1STLT, CAPT, MAJ, LTCOL, NV-SN, NV-PO-3, NV-PO-2, NV-PO-1, NV-CPO

INITIAL TRAINING SETTING: MOJT

CONDITION: Given a CQBW, sling, CQBP, individual field equipment, magazines, targets, and ammunition.

STANDARD: By ensuring that marksmanship fundamentals and safety regulations are applied.

PERFORMANCE STEPS:

1. Engage target with weapon.
2. Evaluate shooting technique.
3. Evaluate shooting technique.
4. Diagnose marksmanship.

REFERENCES:

1. Green Eyes & Black Rifles Warriors Guide to the Combat Carbine: Author Kyle E. Lamb
2. FM 3-05.221 Special Forces Advanced Urban Combat
3. MCO 3574.2 Marine Corps Combat Marksmanship Program
4. MCRP 3-01A Rifle Marksmanship

SUPPORT REQUIREMENTS:

ORDNANCE:

<u>DODIC</u>	<u>Quantity</u>
A059 Cartridge, 5.56mm Ball M855 10/Clip	200 cartridges per Marine
A475 Cartridge, Caliber .45 Ball M1911	200 cartridges per Marine

RANGE/TRAINING AREA:

Facility Code 17310 Range Operations Building
Facility Code 17330 Covered Training Area
Facility Code 17502 Non-Standard Small Arms Range

MATERIAL: hard back targets, situational target (Shoot/No shoot), Felt Marks, staple guns, spray adhesive, brooms, trash bags, and Chemlights (green, blue, red, IR, white).

UNITS/PERSONNEL: (1) RSO, (1) OIC, (1) Corpsmen and additional support personnel as required.

MISCELLANEOUS:

ADMINISTRATIVE INSTRUCTIONS: RSO should review USMC Range Safety Pocket Guide Version 1.4 and have TMs for weapons used on hand.

SPECIAL PERSONNEL CERTS: Marine Net Range Safety Course (C1060120CA), and MCB Range Safety Officer Course.

RECEN-WPNS-2002: Place Service Shotgun into Action

EVALUATION-CODED: NO

SUSTAINMENT INTERVAL: 12 months

MOS PERFORMING: 0307, 0321, 8403, 8427

BILLETS: Recon Man

GRADES: PVT, PFC, LCPL, CPL, SGT, SSGT, GYSGT, 2NDLT, 1STLT, CAPT, NV-SN, NV-PO-3, NV-PO-2, NV-PO-1, NV-CPO

INITIAL TRAINING SETTING: MOJT

CONDITION: Given a service shotgun, individual field equipment, and ammunition.

STANDARD: By preparing the weapon for firing.

PERFORMANCE STEPS:

1. Disassemble the shotgun.
2. Assemble the shotgun.
3. Perform functions check.
4. Load the shotgun.
5. Unload the shotgun.
6. Perform tactical reload.
7. Perform immediate action, if required.
8. Perform remedial action, if required.
9. Clear the shotgun.
10. Inspect the shotgun.

REFERENCES:

1. MCO 1510.101 Individual Training Standards System for Marine Corps Special Skills, Vol. II

SUPPORT REQUIREMENTS:

ORDNANCE:

<u>DODIC</u>	<u>Quantity</u>
A011 Cartridge, 12 Gauge #00 Buckshot M16	18 cartridges per weapon
A023 Cartridge, 12 Gauge 1 Ounce Slug Com	5 cartridges per weapon
A024 Cartridge, 12 Gauge Door Breaching M	5 cartridges per weapon

RANGE/TRAINING AREA: Facility Code 17502 Non-Standard Small Arms Range

EQUIPMENT: Organic Shotgun.

MATERIAL: E-silhouette targets.

REC-N-WPNS-2003: Engage Targets with the Service Shotgun

EVALUATION-CODED: NO **SUSTAINMENT INTERVAL:** 18 months

MOS PERFORMING: 0307, 0321, 8403, 8427

BILLETS: Recon Man

GRADES: PVT, PFC, LCPL, CPL, SGT, SSGT, GYSGT, 2NDLT, 1STLT, CAPT, NV-SN, NV-PO-3, NV-PO-2, NV-PO-1, NV-CPO

INITIAL TRAINING SETTING: MOJT

CONDITION: Given a service shotgun, individual field equipment, and ammunition.

STANDARD: Achieving 80% hits on targets presented.

PERFORMANCE STEPS:

1. Identify threat.
2. Manipulate weapon for engagement.
3. Acquire your sights.
4. Take weapon off safe.
5. Engage threat.
6. Search and assess.

PREREQUISITE EVENTS: REC�-WPNS-2002

REFERENCES:

1. MCO 1510.101 Individual Training Standards System for Marine Corps Special Skills, Vol. II

SUPPORT REQUIREMENTS:

ORDNANCE:

<u>DODIC</u>		<u>Quantity</u>
A011 Cartridge, 12 Gauge #00 Buckshot M16		18 cartridges per weapon
A023 Cartridge, 12 Gauge 1 Ounce Slug Com		5 cartridges per weapon
A024 Cartridge, 12 Gauge Door Breaching M		5 cartridges per weapon

RANGE/TRAINING AREA: Facility Code 17502 Non-Standard Small Arms Range

EQUIPMENT: Organic Shotgun.

MATERIAL: E-silhouette targets.

REC�-WPNS-2004: Perform Weapons Handling Procedures for Sniper Weapon

EVALUATION-CODED: NO

SUSTAINMENT INTERVAL: 12 months

MOS PERFORMING: 0307, 0321, 8403, 8427

BILLETS: Recon Man

GRADES: PVT, PFC, LCPL, CPL, SGT, SSGT, GYSGT, 2NDLT, 1STLT, CAPT, NV-SN, NV-PO-3, NV-PO-2, NV-PO-1, NV-CPO

INITIAL TRAINING SETTING: MOJT

CONDITION: Given a sniper weapon system and ammunition.

STANDARD: In accordance with the sniper weapons systems technical manual and military installation range safety regulations.

PERFORMANCE STEPS:

1. Place the sniper weapon system in condition 4.
2. Demonstrate proper weapons carry.
3. Demonstrate applicable weapons conditions.
4. Demonstrate immediate action.
5. Demonstrate remedial action.
6. Demonstrate remedial action.
7. Manipulate the adjustable features on the sniper weapon system.

REFERENCES:

1. FM 3-05.222 U.S. Army Special Forces Sniper Training and Employment
2. MCWP 3-15.3 Scout Sniping
3. SOFWEP-06-GTRS-0522-00 MK-12
4. SOFWEP-370-BE-TRS-010 MK-15
5. SW370-CD-OMP-101 REV 00 (MK-13) MK-13
6. TM 05539D-24&P/2 M40A3 SNIPER RIFLE
7. TM 09629B-10/1A SASR M107 .50 Cal Rifle
8. TM 11272A-OI MK-11 MOD 1
9. TM 11473A-OR/1 Enhanced Marksman Rifle

SUPPORT REQUIREMENTS:

ORDNANCE:

<u>DODIC</u>	<u>Quantity</u>
A059 Cartridge, 5.56mm Ball M855 10/Clip	10 cartridges per weapon
A606 Cartridge, Caliber .50 API MK211 Mod	10 cartridges per weapon
AA11 Cartridge, 7.62mm Long Range M118 LR	10 cartridges per weapon

RANGE/TRAINING AREA:

Facility Code 17560 Sniper Field-Fire Range
Facility Code 17561 Automated Sniper Field Fire Range

EQUIPMENT: Sniper weapon system, magazines, ammunition, sling, and bipods.

MISCELLANEOUS:

SPECIAL PERSONNEL CERTS: RSO and OIC.

RECN-WPNS-2005: Perform Preventative Maintenance on Sniper Weapon Systems

EVALUATION-CODED: NO

SUSTAINMENT INTERVAL: 12 months

MOS PERFORMING: 0307, 0321, 8403, 8427

BILLETS: Recon Man

GRADES: PVT, PFC, LCPL, CPL, SGT, SSGT, GYSGT, 2NDLT, 1STLT, CAPT, NV-SN, NV-PO-3, NV-PO-2, NV-PO-1, NV-CPO

INITIAL TRAINING SETTING: MOJT

CONDITION: Given a sniper weapon system, approved cleaning solvents, lubricants, and cleaning equipment.

STANDARD: By ensuring that the weapon is clean, lubricated, and maintained without degrading accuracy and performance.

PERFORMANCE STEPS:

1. Place the sniper weapon system in condition 4.
2. Place the sniper weapon system in condition 4.
3. Disassemble the sniper weapon system.
4. Disassemble the sniper weapon system.
5. Clean the sniper weapon system.
6. Clean the sniper weapon system.
7. Lubricate the sniper weapon system.
8. Lubricate the sniper weapon system.
9. Reassemble the sniper weapon system.
10. Reassemble the sniper weapon system.
11. Reassemble the sniper weapon system.
12. Reassemble the sniper weapon system.

REFERENCES:

1. FM 3-05.222 U.S. Army Special Forces Sniper Training and Employment
2. MCWP 3-15.3 Scout Sniping
3. SOFWEP-06-GTRS-0522-00 MK-12
4. SOFWEP-370-BE-TRS-010 MK-15
5. SW370-CD-OMP-101 REV 00 (MK-13) MK-13
6. TM 05539D-24&P/2 M40A3 SNIPER RIFLE
7. TM 09629B-10/1A SASR M107 .50 Cal Rifle
8. TM 11272A-OI MK-11 MOD 1
9. TM 11473A-OR/1 Enhanced Marksman Rifle

SUPPORT REQUIREMENTS:

RANGE/TRAINING AREA: Facility Code 17330 Covered Training Area

EQUIPMENT: Sniper weapon system SL-3 complete.

MATERIAL: Appropriate protection from cleaning solvents, cleaning equipment SL-3 items, Mpro-7 or equivalent, (.30,.50 cal) Brass jag, (.30,.50 cal) coated single piece cleaning rod, (.30,.50 cal) brush, (.30,.50 cal) patches, (.30,.50 cal), Q tips, All weather bolt grease, copper solvent, powder solvent, lens paper, lens brush, canned air, all purpose brush, cleaning rags, adjustable torque wrench, Torx bits, Allan keys (metric, standard), socket set (metric and standard).

RECN-WPNS-2006: Perform Scope Adjustment and Manipulation

EVALUATION-CODED: NO

SUSTAINMENT INTERVAL: 12 months

MOS PERFORMING: 0321

BILLETS: Recon Man

GRADES: PVT, PFC, LCPL, CPL, SGT, SSGT, GYSGT

INITIAL TRAINING SETTING: MOJT

CONDITION: Given a sniper weapon system, scope, and scope tools.

STANDARD: By inspecting and calibrating the scope for the individual Sniper, ensuring it is focused, adjusted for parallax and properly mounted.

PERFORMANCE STEPS:

1. Inspect scope, scope rings, and mounts.
2. Adjust Scope, scope rings, and mounts.
3. Adjust focus.
4. Adjust for parallax.
5. Manipulate turrets.

REFERENCES:

1. FMFM 1-3B Sniping
2. MCWP 3-15.3 Scout Sniping

SUPPORT REQUIREMENTS:

RANGE/TRAINING AREA: Facility Code 17330 Covered Training Area

ROOMS/BUILDINGS: Armory and classroom.

EQUIPMENT: Sniper weapon system, scope tools, torque wrench, socket set (metric and standard), Torx bits, Allan keys (metric and standard).

MATERIAL: Targets (e- silhouette cardboard 20"x 40") and white paper.

UNITS/PERSONNEL: 0317.

MISCELLANEOUS:

ADMINISTRATIVE INSTRUCTIONS: Personnel to be trained must be a graduate of the Marine Corps Basic Scout Sniper Course.

SPECIAL PERSONNEL CERTS: MOS 0317 or 2112

RECEN-WPNS-2007: Zero Sniper Weapon Systems

EVALUATION-CODED: NO

SUSTAINMENT INTERVAL: 12 months

MOS PERFORMING: 0317

BILLETS: Recon Man

GRADES: PVT, PFC, LCPL, CPL, SGT, SSGT, GYSGT

INITIAL TRAINING SETTING: MOJT

CONDITION: Given a sniper weapon system with adjusted scope, an observer, ammunition, and a known distance target.

STANDARD: By achieving point of aim/point of impact within 1 minute of angle (MOA) once zeroed for a three round group at a distance that has negligible effects from atmospheric effects on the rounds.

PERFORMANCE STEPS:

1. Prepare and baseline the sniper weapon system to the individual shooter.
2. Place scope on initial elevation, windage, fine tune settings and proper parallax.
3. Assume a supported firing position.
4. Fire a cold bore shot and record impact location.
5. Fire a 3 round group for initial zero.
6. Analyze the shot group.
7. Adjust the scopes windage and elevation settings if needed.
8. Fire a 3 round group to confirm zero.

REFERENCES:

1. FMFM 1-3B Sniping
2. MCWP 3-15.3 Scout Sniping
3. TM 05539D-24&P/2 M40A3 SNIPER RIFLE
4. TM 09629B-10/1A SASR M107 .50 Cal Rifle
5. TM 11473A-OR/1 Enhanced Marksman Rifle

SUPPORT REQUIREMENTS:

ORDNANCE:

<u>DODIC</u>	<u>Quantity</u>
A059 Cartridge, 5.56mm Ball M855 10/Clip	20 cartridges per weapon
A606 Cartridge, Caliber .50 API MK211 Mod	20 cartridges per weapon
AA11 Cartridge, 7.62mm Long Range M118 LR	20 cartridges per weapon

RANGE/TRAINING AREA:

Facility Code 17550 Rifle Known Distance (KD) Range
Facility Code 17560 Sniper Field-Fire Range
Facility Code 17561 Automated Sniper Field Fire Range

EQUIPMENT: Sniper weapon system, scope tools, precision laser range finder, Handheld computer with ballistic software, spotting scope, tripod, shooting mat, all weather sniper data book, torque wrench, socket set (metric and standard), Torx bits, Allan keys (metric and standard).

MATERIAL: Targets (e- silhouette cardboard 20" x 40"), pasties, data book, stapler, staples, target stands, and adhesive spray.

UNITS/PERSONNEL: 0317.

MISCELLANEOUS:

ADMINISTRATIVE INSTRUCTIONS: Ranges that require road guards will need to be supported by external support. Personnel to be trained must be a graduate of the Marine Corps Basic Scout Sniper Course. Adhere to military installation base range regulations.

SPECIAL PERSONNEL CERTS: MOS 0317, RSO, and OIC.

REC- WPNS-2008: Zero Sniper Weapon Systems Using Field Expedient Methods

EVALUATION-CODED: NO

SUSTAINMENT INTERVAL: 12 months

DESCRIPTION: The individual Sniper will be able to zero his sniper weapon system through non conventional methods. (Bore sight collimator zero, handheld computer with ballistic program zero, 300 inch method zero).

MOS PERFORMING: 0317

BILLETS: Recon Man

GRADES: PVT, PFC, LCPL, CPL, SGT, SSGT, GYSGT

INITIAL TRAINING SETTING: MOJT

CONDITION: Given a sniper weapon system and observer.

STANDARD: By achieving point of aim/point of impact within 1 minute of angle (MOA) once zeroed for a three round group at a known distance.

PERFORMANCE STEPS:

1. Prepare and baseline the sniper weapon system to the individual shooter.
2. Determine range to target.
3. Calculate correct hold for windage and elevation.
4. Place scope on correct elevation, windage, fine tune settings and proper parallax.
5. Assume a supported firing position.
6. Fire a cold bore shot and record impact location.
7. Fire a 3 round group for initial zero.
8. Analyze the shot group.
9. Adjust the scopes windage and elevation settings if needed.
10. Fire a 3 round group to confirm zero.
11. Place Bore sight collimator inside barrel.
12. Zero scope to the bore sight collimator.

REFERENCES:

1. MCWP 3-15.3 Scout Sniping
2. TM 05539D-24&P/2 M40A3 SNIPER RIFLE
3. TM 09629B-10/1A SASR M107 .50 Cal Rifle
4. TM 11473A-OR/1 Enhanced Marksman Rifle

SUPPORT REQUIREMENTS:

ORDNANCE:

<u>DODIC</u>	<u>Quantity</u>
A059 Cartridge, 5.56mm Ball M855 10/Clip	20 cartridges per weapon
A606 Cartridge, Caliber .50 API MK211 Mod	20 cartridges per weapon
AA11 Cartridge, 7.62mm Long Range M118 LR	20 cartridges per weapon

RANGE/TRAINING AREA: Facility Code 17560 Sniper Field-Fire Range

EQUIPMENT: Sniper weapon system, scope tools, precision laser range finder, handheld computer with ballistic software, spotting scope, tripod, shooting mat, all weather sniper data book, torque wrench, socket set (metric and standard), Torx bits, Allan keys (metric and standard), Bore sight collimator, and tape measure.

MATERIAL: Targets (e- silhouette cardboard 20 x 40), (Steel target), pasties, data book, stapler, staples, target stands, and adhesive spray.

UNITS/PERSONNEL: 0317.

MISCELLANEOUS:

ADMINISTRATIVE INSTRUCTIONS: Personnel to be trained must be a graduate of the Marine Corps Basic Scout Sniper Course. Adhere to military installation base range regulations.

SPECIAL PERSONNEL CERTS: MOS 0317, RSO, and OIC.

RECN-WPNS-2009: Perform Shot Placement Calculations

EVALUATION-CODED: NO

SUSTAINMENT INTERVAL: 12 months

MOS PERFORMING: 0317

BILLETS: Recon Man

GRADES: PVT, PFC, LCPL, CPL, SGT, SSGT, GYSGT

INITIAL TRAINING SETTING: MOJT

CONDITION: Given a calculator, pencil, paper, sniper data book with ballistic charts, sniper weapons system, spotting scope, ammunition and targets at known distances.

STANDARD: By properly factoring scope adjustments and/or holds accounting for range, angle of inclination/declination, altitude, target movement, and atmospheric.

PERFORMANCE STEPS:

1. Prepare and baseline the sniper weapon system to the individual shooter.
2. Measure atmospheric.
3. Measure altitude.
4. Measure angle of the weapon system in relation to the target.
5. Determine range to target.
6. Calculate correct hold for windage and elevation.
7. Place scope on correct elevation, windage, fine tune settings and proper parallax.
8. Assume a supported firing position.
9. Engage target(s) using the calculated solution.

10. Observe impacts and record information in the data book.

REFERENCES:

1. FMFM 1-3B Sniping
2. MCWP 3-15.3 Scout Sniping
3. TM 05539D-24&P/2 M40A3 SNIPER RIFLE
4. TM 09629B-10/1A SASR M107 .50 Cal Rifle
5. TM 11473A-OR/1 Enhanced Marksman Rifle

SUPPORT REQUIREMENTS:

ORDNANCE:

<u>DODIC</u>	<u>Quantity</u>
A059 Cartridge, 5.56mm Ball M855 10/Clip	20 cartridges per weapon
A606 Cartridge, Caliber .50 API MK211 Mod	20 cartridges per weapon
AA11 Cartridge, 7.62mm Long Range M118 LR	20 cartridges per weapon

RANGE/TRAINING AREA:

Facility Code 17330 Covered Training Area
Facility Code 17560 Sniper Field-Fire Range

ROOMS/BUILDINGS: Classroom.

EQUIPMENT: Sniper weapon system, scope tools, precision laser range finder, handheld computer with ballistic software, spotting scope, tripod, shooting mat, and all weather sniper data book.

MATERIAL: Targets (e- silhouette cardboard 20" x 40"), steel targets (auto reset targets, 4inch, 6inch, 8 inch, 12 inch, Half/Full IPSC targets), pasties, data book, stapler, staples, target stands, and adhesive spray.

UNITS/PERSONNEL: 2112, 0317, Corpsman, and RSO.

MISCELLANEOUS:

ADMINISTRATIVE INSTRUCTIONS: Personnel to be trained must be a graduate of the Marine Corps Basic Scout Sniper Course. Adhere to military installation base range regulations.

SPECIAL PERSONNEL CERTS: MOS 0317, RSO, and OIC.

RECN-WPNS-2010: Operate a Handheld Computer with Ballistic Software

EVALUATION-CODED: NO

SUSTAINMENT INTERVAL: 12 months

MOS PERFORMING: 0307, 0321, 8403, 8427

BILLETS: Recon Man

GRADES: PVT, PFC, LCPL, CPL, SGT, SSGT, GYSGT, 2NDLT, 1STLT, CAPT, NV-SN, NV-PO-3, NV-PO-2, NV-PO-1, NV-CPO

INITIAL TRAINING SETTING: MOJT

CONDITION: Given a data book, weapon system, required equipment, handheld computer and ballistic software.

STANDARD: By properly calculating windage and elevation adjustments, accounting for range, angle of inclination/declination, altitude, target speed, muzzle velocity, and atmospheric.

PERFORMANCE STEPS:

1. Enter/Retrieve the weapon systems gun data information.
2. Measure atmospheric.
3. Determine the altitude.
4. Measure angle of the weapon system in relation to the target.
5. Determine range to target.
6. Determine speed of the target.
7. Determine muzzle velocity.
8. Enter the gathered data into the handheld computer with ballistic software.
9. Calculate correct hold for windage and elevation.

REFERENCES:

1. The Accurate Rifle Warren Page
2. The Complete Book of U.S. Sniping Peter R. Senich
3. FMFM 1-3B Sniping
4. MCWP 3-15.3 Scout Sniping
5. SOFWEP-06-GTRS-0522-00 MK-12
6. SOFWEP-370-BE-TRS-010 MK-15
7. SW370-CD-OMP-101 REV 00 (MK-13) MK-13
8. TC 23-14 Sniper training and employment
9. TM 05539D-24&P/2 M40A3 SNIPER RIFLE
10. TM 09629B-10/1A SASR M107 .50 Cal Rifle
11. TM 11272A-OI MK-11 MOD 1
12. TM 11473A-OR/1 Enhanced Marksman Rifle

SUPPORT REQUIREMENTS:

RANGE/TRAINING AREA: Facility Code 17330 Covered Training Area

ROOMS/BUILDINGS: Classroom.

EQUIPMENT: Handheld computer with ballistic software, all weather sniper data book, and pocket weather tracker.

MATERIAL: Batteries (Ballistic computer, pocket weather tracker).

UNITS/PERSONNEL: 0317

REC-N-WPNS-2011: Qualify with the Anti-Personnel Sniper Weapon System at

EVALUATION-CODED: NO

SUSTAINMENT INTERVAL: 6 months

MOS PERFORMING: 0307, 0321, 8403, 8427

BILLETS: Recon Man

GRADES: PVT, PFC, LCPL, CPL, SGT, SSGT, GYSGT, 2NDLT, 1STLT, CAPT, NV-SN, NV-PO-3, NV-PO-2, NV-PO-1, NV-CPO

INITIAL TRAINING SETTING: FORMAL

CONDITION: Given a sniper weapons system, all weather sniper data book, handheld computer with ballistic software, pocket weather station, observer (MOS 0317), spotting scope, stable shooting platform, and match ammunition.

STANDARD: By achieving 80% cumulative score for the qualification event.

PERFORMANCE STEPS:

1. Prepare and baseline the sniper weapon system to the individual shooter.
2. Determine range to targets.
3. Measure atmospheric, angle, and altitude.
4. Calculate correct hold for windage and elevation.
5. Perform sniper observer dialogue.
6. Place scope on correct elevation, windage, fine tune settings and proper parallax.
7. Assume a supported firing position.
8. Engage (2) targets placed within 50-125 yards with a maximum size of (2) MOA.
9. Engage (1) target placed between 125-225 yards with a maximum size of (2) MOA.
10. Engage (2) targets placed between 225-400 yards with a maximum size of (2) MOA.
11. Engage (2) targets placed between 400-600 yards with a maximum size of (2) MOA.
12. Engage (2) targets placed between 600-900 yards with a maximum size of 18 width 30 height.
13. Observe impacts and record information in the data book.

REFERENCES:

1. The Accurate Rifle Warren Page
2. The Complete Book of U.S. Sniping Peter R. Senich
3. FMFM 1-3B Sniping
4. MCWP 3-15.3 Scout Sniping
5. SOFWEP-06-GTRS-0522-00 MK-12
6. SOFWEP-370-BE-TRS-010 MK-15
7. SW370-CD-OMP-101 REV 00 (MK-13) MK-13
8. TC 23-14 Sniper training and employment
9. TM 05539D-24&P/2 M40A3 SNIPER RIFLE
10. TM 11272A-OI MK-11 MOD 1
11. TM 11473A-OR/1 Enhanced Marksman Rifle

SUPPORT REQUIREMENTS:

ORDNANCE:

<u>DODIC</u>	<u>Quantity</u>
A059 Cartridge, 5.56mm Ball M855 10/Clip	50 cartridges per Marine

AA11 Cartridge, 7.62mm Long Range M118 LR 50 cartridges per weapon

RANGE/TRAINING AREA:

Facility Code 17560 Sniper Field-Fire Range
Facility Code 17561 Automated Sniper Field Fire Range
Facility Code 17963 MOJT Collective Training Facility (Large)

EQUIPMENT: Sniper weapons system, suppressor, all weather sniper data book, handheld computer with ballistic software, pocket weather station, precision laser range finder, spotting scope, stable shooting platform, tripod, shooting mat, appropriate hearing protection.

MATERIAL: Targets (E-silhouette cardboard 20 x 40), paper refaces, 2x4s, steel targets (Larue style auto reset targets, 4inch, 6inch, 8 inch, 12 inch, gongs, Half/Full IPSC targets), colored spray paint, data book, stapler, staples, target stands, adhesive spray, Socket set (metric, standard), and score sheet.

UNITS/PERSONNEL: 2112.

MISCELLANEOUS:

ADMINISTRATIVE INSTRUCTIONS: Adhere to military installation base range regulations. Qualification course is as follows: 1. Shooters must construct a range card prior to shooting. 2. Shooters will be informed of the engagement order. 3. There is a maximum of (2) shots allowed per target. 4. (5) Five points for a first round hit, (3) points for a second round hit. 5. Observer will observe through the spotting scope. 6. Targets not engaged in the correct order are scored as a miss. 7. Malfunctions must be properly cleared. 8. Total possible points are 45.

SPECIAL PERSONNEL CERTS: MOS 0317, RSO, and OIC.

RECN-WPNS-2012: Qualify with the Anti-Materiel Sniper Weapon System at Known

EVALUATION-CODED: NO **SUSTAINMENT INTERVAL:** 6 months

MOS PERFORMING: 0307, 0321, 8403, 8427

BILLETS: Recon Man

GRADES: PVT, PFC, LCPL, CPL, SGT, SSGT, GYSGT, 2NDLT, 1STLT, CAPT, NV-SN, NV-PO-3, NV-PO-2, NV-PO-1, NV-CPO

INITIAL TRAINING SETTING: MOJT

CONDITION: Given a sniper weapons system, all weather sniper data book, handheld computer with ballistic software, pocket weather station, observer (MOS 0317), spotting scope, stable shooting platform, and match ammunition.

STANDARD: By achieving 80% cumulative score for the qualification event.

PERFORMANCE STEPS:

1. Prepare and baseline the sniper weapon system to the individual shooter.
2. Determine range to target.
3. Measure atmospheric, angle, and altitude.
4. Calculate correct hold for windage and elevation.
5. Perform sniper observer dialogue.
6. Place scope on correct elevation, windage, fine tune settings and proper parallax.
7. Assume a supported firing position.
8. Engage (2) targets placed within 300-500 yards with a maximum size of (2) MOA.
9. Engage (1) target placed between 500-750 yards with a maximum size of (2) MOA.
10. Engage (2) targets placed between 750-1000 yards with a maximum size of (2) MOA.
11. Engage (3) targets placed between 1000-1500 yards with a maximum size of (3) MOA.
12. Engage (1) target placed between 1500-2000 yards with a maximum size of 2 MOA.
13. Observe impacts and record information in the data book.

REFERENCES:

1. The Accurate Rifle Warren Page
2. The Complete Book of U.S. Sniping Peter R. Senich
3. FMFM 1-3B Sniping
4. MCWP 3-15.3 Scout Sniping
5. TC 23-14 Sniper training and employment
6. TM 09629B-10/1A SASR M107 .50 Cal Rifle

SUPPORT REQUIREMENTS:

ORDNANCE:

<u>DODIC</u>	<u>Quantity</u>
A606 Cartridge, Caliber .50 API MK211 Mod	50 cartridges per weapon

RANGE/TRAINING AREA:

Facility Code 17560 Sniper Field-Fire Range
Facility Code 17561 Automated Sniper Field Fire Range

EQUIPMENT: Sniper weapons system, all weather sniper data book, handheld computer with ballistic software, pocket weather station, precision laser range finder, spotting scope, stable shooting platform, tripod, shooting mat, appropriate hearing protection.

MATERIAL: Targets (E-silhouette cardboard 20 x 40), paper refaces, 2x4s, anti material targets, adhesive spray, socket set (metric, standard), and score sheet.

UNITS/PERSONNEL: 2112.

MISCELLANEOUS:

ADMINISTRATIVE INSTRUCTIONS: Adhere to military installation base range regulations. This qualification is based off of a match .50 cal sniper

weapon system. Qualification course is as follows: 1. Shooters must construct a range card prior to shooting. 2. Shooters will be informed of the engagement order. 3. There is a maximum of (2) shots allowed per target. 4. (5) Five points for a first round hit, (3) points for a second round hit. 5. Observer will observe through any optic necessary. 6. Targets not engaged in the correct order are scored as a miss. 7. Malfunctions must be properly cleared. 8. Total possible points are 45.

SPECIAL PERSONNEL CERTS: MOS 0317, RSO, and OIC.

RECN-WPNS-2013: Handle Threat Sniper Weapon Systems

EVALUATION-CODED: NO SUSTAINMENT INTERVAL: 6 months

MOS PERFORMING: 0307, 0321, 8403, 8427

BILLETS: Recon Man

GRADES: PVT, PFC, LCPL, CPL, SGT, SSGT, GYSGT, 2NDLT, 1STLT, CAPT, NV-SN, NV-PO-3, NV-PO-2, NV-CPO

INITIAL TRAINING SETTING: MOJT

CONDITION: Given a threat sniper weapon system.

STANDARD: So as not to endanger friendly personnel or equipment.

PERFORMANCE STEPS:

1. Determine the type and class of threat weapons
2. Render the weapon safe
3. Load the weapon
4. Unload the weapon
5. Perform a function check on small arm threat weapons

REFERENCES:

1. The Accurate Rifle Warren Page
2. The Complete Book of U.S. Sniping Peter R. Senich
3. FMFM 1-3B Sniping
4. MCWP 3-15.3 Scout Sniping
5. TC 23-14 Sniper training and employment
6. TM 09629B-10/1A SASR M107 .50 Cal Rifle

SUPPORT REQUIREMENTS:

ORDNANCE:

<u>DODIC</u>	<u>Quantity</u>
AK47 7.62 x 39mm, Live	20 cartridges per weapon
DSHK 12.7mm x 108, Live	20 cartridges per weapon
SVD/PKM 7.62 x 54R, Live	20 cartridges per weapon

RANGE/TRAINING AREA:

Facility Code 17560 Sniper Field-Fire Range

Facility Code 17561 Automated Sniper Field Fire Range

MATERIAL: Targets (E-silhouette cardboard 20 x 40), paper refaces, 2x4s, anti material targets, adhesive spray, socket set (metric, standard)

UNITS/PERSONNEL: 2112.

MISCELLANEOUS:

ADMINISTRATIVE INSTRUCTIONS: Adhere to military installation base range regulations.

SPECIAL PERSONNEL CERTS: RSO and OIC Off

RECN-WPNS-2014: Perform operator maintenance for a medium machinegun and associated components

EVALUATION-CODED: NO

SUSTAINMENT INTERVAL: 12 months

MOS PERFORMING: 0307, 0321, 8403, 8427

BILLETS: Recon Man

GRADES: PVT, PFC, LCPL, CPL, SGT, SSGT, GYSGT, 2NDLT, 1STLT, CAPT, NV-SN, NV-PO-3, NV-PO-2, NV-PO-1, NV-CPO

INITIAL TRAINING SETTING: MOJT

CONDITION: Given an SL-3 complete medium machinegun, authorized cleaning gear, and lubricant.

STANDARD: By ensuring the weapon is clean and serviceable.

PERFORMANCE STEPS:

1. Clear the weapon.
2. Disassemble the weapon.
3. Clean the weapon.
4. Inspect for serviceability.
5. Lubricate the weapon.
6. Assemble the weapon.
7. Perform a function check.

REFERENCES:

1. FM 3-22.68 Light and Medium machineguns
2. MCWP 3-15.1 Machineguns and Machinegun Gunnery
3. TM 08670A-10/1A Operator's Manual, Machinegun, 7.62mm, M240

RECN-WPNS-2015: Mount a medium machinegun on an M122 tripod

EVALUATION-CODED: NO

SUSTAINMENT INTERVAL: 12 months

MOS PERFORMING: 0307, 0321, 8403, 8427

BILLETS: Recon Man

GRADES: PVT, PFC, LCPL, CPL, SGT, SSGT, GYSGT, 2NDLT, 1STLT, CAPT, NV-SN, NV-PO-3, NV-PO-2, NV-PO-1, NV-CPO

INITIAL TRAINING SETTING: MOJT

CONDITION: Given an SL-3 complete medium machinegun and an M122 tripod, while wearing a fighting load.

STANDARD: By placing the weapon into action.

PERFORMANCE STEPS:

1. Inspect the medium machinegun and associated components for serviceability.
2. Emplace the M122 tripod in the desired location.
3. Attach the medium machinegun receiver to the M122 tripod with provided mount.
4. Attach appropriate associated components.

REFERENCES:

1. FM 3-22.68 Light and Medium machineguns
 2. MCWP 3-15.1 Machineguns and Machinegun Gunnery
 3. TM 08670A-10/1A Operator's Manual, Machinegun, 7.62mm, M240
-

RECNAV-2016: Mount a medium machinegun on a tactical vehicle

EVALUATION-CODED: NO

SUSTAINMENT INTERVAL: 12 months

MOS PERFORMING: 0307, 0321, 8403, 8427

BILLETS: Recon Man

GRADES: PVT, PFC, LCPL, CPL, SGT, SSGT, GYSGT, 2NDLT, 1STLT, CAPT, NV-SN, NV-PO-3, NV-PO-2, NV-PO-1, NV-CPO

INITIAL TRAINING SETTING: MOJT

CONDITION: Given an SL-3 complete medium machinegun and a tactical vehicle with an appropriate mount, and mounting adapter, while wearing a fighting load.

STANDARD: By placing the weapon into action.

PERFORMANCE STEPS:

1. Inspect the medium machinegun and associated components for serviceability.
2. Attach the appropriate vehicle mount to the tactical vehicle.
3. Attach the mounting adaptor to the medium machinegun.
4. Attach the ammo tray to the selected vehicle mount.

REFERENCES:

1. FM 3-22.68 Light and Medium machineguns
2. MCWP 3-15.1 Machineguns and Machinegun Gunnery
3. TM 2320-10/6A Truck Utility 1/4 Ton 4X4

SUPPORT REQUIREMENTS:

EQUIPMENT: Appropriate tactical vehicle.

RECN-WPNS-2017: Load a medium machinegun (cover raised)

EVALUATION-CODED: NO

SUSTAINMENT INTERVAL: 12 months

MOS PERFORMING: 0307, 0321, 8403, 8427

BILLETS: Recon Man

GRADES: PVT, PFC, LCPL, CPL, SGT, SSGT, GYSGT, 2NDLT, 1STLT, CAPT, NV-SN, NV-PO-3, NV-PO-2, NV-PO-1, NV-CPO

INITIAL TRAINING SETTING: MOJT

CONDITION: Given a mounted, SL-3 complete medium machinegun and ammunition, while wearing a fighting load.

STANDARD: By placing the weapon in Condition 1.

PERFORMANCE STEPS:

1. Clear the weapon.
2. Place the first round against cartridge stop (links facing up).
3. Close cover. (Condition 3)
4. Pull cocking handle to the rear and place the weapon on safe.
5. Return the cocking handle forward. (Condition 1)

REFERENCES:

1. FM 3-22.68 Light and Medium machineguns
2. MCWP 3-15.1 Machineguns and Machinegun Gunnery
3. TM 08670A-10/1A Operator's Manual, Machinegun, 7.62mm, M240

SUPPORT REQUIREMENTS:

ORDNANCE:

<u>DODIC</u>	<u>Quantity</u>
A135 Cartridge, 7.62mm Dummy M63	6 cartridges per weapon

RANGE/TRAINING AREA: Facility Code 17580 Machine Gun Transition Range

RECN-WPNS-2018: Load a medium machinegun (cover closed)

EVALUATION-CODED: NO

SUSTAINMENT INTERVAL: 12 months

MOS PERFORMING: 0307, 0321, 8403, 8427

BILLETS: Recon Man

GRADES: PVT, PFC, LCPL, CPL, SGT, SSGT, GYSGT, 2NDLT, 1STLT, CAPT, NV-SN, NV-PO-3, NV-PO-2, NV-PO-1, NV-CPO

INITIAL TRAINING SETTING: MOJT

CONDITION: Given a mounted, SL-3 complete medium machinegun and ammunition, while wearing a fighting load.

STANDARD: By placing the weapon in Condition 1.

PERFORMANCE STEPS:

1. Ensure bolt is forward, weapon on fire.
2. Push first round past the rear feed pawl (two clicks). (Condition 3)
3. Pull bolt to the rear, place weapon on safe. (Condition 1)

REFERENCES:

1. FM 3-22.68 Light and Medium machineguns
2. MCWP 3-15.1 Machineguns and Machinegun Gunnery
3. TM 08670A-10/1A Operator's Manual, Machinegun, 7.62mm, M240

SUPPORT REQUIREMENTS:

ORDNANCE:

<u>DODIC</u>	<u>Quantity</u>
A135 Cartridge, 7.62mm Dummy M63	6 cartridges per weapon

RANGE/TRAINING AREA: Facility Code 17580 Machinegun Transition Range

REC- WPNS-2019: Change a barrel on a medium machinegun

EVALUATION-CODED: NO

SUSTAINMENT INTERVAL: 12 months

MOS PERFORMING: 0307, 0321, 8403, 8427

BILLETS: Recon Man

GRADES: PVT, PFC, LCPL, CPL, SGT, SSGT, GYSGT, 2NDLT, 1STLT, CAPT, NV-SN, NV-PO-3, NV-PO-2, NV-PO-1, NV-CPO

INITIAL TRAINING SETTING: MOJT

CONDITION: Given a loaded medium machinegun, while wearing a fighting load.

STANDARD: By returning the weapon into action.

PERFORMANCE STEPS:

1. Pull the bolt to the rear.
2. Place the weapon on safe.

3. Face down and away from the weapon.
4. Raise cover.
5. Remove ammunition.
6. Change barrel.
7. Reload ammunition.
8. Close cover.

REFERENCES:

1. FM 3-22.68 Light and Medium machineguns
2. MCWP 3-15.1 Machineguns and Machinegun Gunnery

SUPPORT REQUIREMENTS:

ORDNANCE:

<u>DODIC</u>	<u>Quantity</u>
A135 Cartridge, 7.62mm Dummy M63	6 cartridges per weapon

RANGE/TRAINING AREA: Facility Code 17580 Machine Gun Transition Range

RECEN-WPNS-2020: Perform immediate action on a medium machinegun

EVALUATION-CODED: NO **SUSTAINMENT INTERVAL:** 12 months

MOS PERFORMING: 0307, 0321, 8403, 8427

BILLETS: Recon Man

GRADES: PVT, PFC, LCPL, CPL, SGT, SSGT, GYSGT, 2NDLT, 1STLT, CAPT, NV-SN, NV-PO-3, NV-PO-2, NV-PO-1, NV-CPO

INITIAL TRAINING SETTING: MOJT

CONDITION: Given an SL-3 complete medium machinegun with a stoppage, while wearing a fighting load.

STANDARD: By returning the weapon into action.

PERFORMANCE STEPS:

1. Announce "MISFIRE."
2. Wait 5 seconds to guard against hang fire.
3. Within the next 5 seconds, pull the cocking handle to the rear to guard against round cook off.
4. Observe for feeding and ejecting of ammunition (if feeding or ejecting does not occur, perform remedial action).
5. If feeding and ejecting occurs, push cocking handle forward.
6. Engage targets.

REFERENCES:

1. FM 3-22.68 Light and Medium machineguns
2. MCWP 3-15.1 Machineguns and Machinegun Gunnery
3. TM 08670A-10/1A Operator's Manual, Machinegun, 7.62mm, M240

SUPPORT REQUIREMENTS:

ORDNANCE:

<u>DODIC</u>	<u>Quantity</u>
A135 Cartridge, 7.62mm Dummy M63	6 cartridges per weapon

RECN-WPNS-2021: Perform remedial action on a medium machinegun

EVALUATION-CODED: NO SUSTAINMENT INTERVAL: 12 months

MOS PERFORMING: 0307, 0321, 8403, 8427

BILLETS: Recon Man

GRADES: PVT, PFC, LCPL, CPL, SGT, SSGT, GYSGT, 2NDLT, 1STLT, CAPT, NV-SN, NV-PO-3, NV-PO-2, NV-PO-1, NV-CPO

INITIAL TRAINING SETTING: MOJT

CONDITION: Given an SL-3 complete medium machinegun with a malfunction or stoppage not corrected by immediate action, while wearing a fighting load.

STANDARD: By returning the weapon into action.

PERFORMANCE STEPS:

1. Place weapon on safe.
2. Determine if barrel is hot or cold.
3. If hot, wait 15 minutes for possibility of cook off.
4. If cold, clear weapon.
5. Inspect the weapon and conduct a detailed disassembly, if warranted.
6. Reload weapon.
7. Engage targets.
8. If weapon fails to fire, clear weapon, and evacuate to higher echelon of maintenance.

REFERENCES:

1. FM 3-22.68 Light and Medium machineguns
2. MCWP 3-15.1 Machineguns and Machinegun Gunnery
3. TM 08670A-10/1A Operator's Manual, Machinegun, 7.62mm, M240

SUPPORT REQUIREMENTS:

ORDNANCE:

<u>DODIC</u>	<u>Quantity</u>
A135 Cartridge, 7.62mm Dummy M63	6 cartridges per weapon

RANGE/TRAINING AREA: Facility Code 17580 Machinegun Transition Range

RECN-WPNS-2022: Zero a medium machinegun

EVALUATION-CODED: NO

SUSTAINMENT INTERVAL: 12 months

MOS PERFORMING: 0307, 0321, 8403, 8427

BILLETS: Recon Man

GRADES: PVT, PFC, LCPL, CPL, SGT, SSGT, GYSGT, 2NDLT, 1STLT, CAPT, NV-SN, NV-PO-3, NV-PO-2, NV-PO-1, NV-CPO

INITIAL TRAINING SETTING: MOJT

CONDITION: Given a medium machinegun, ammunition, and a target(s), while wearing a fighting load.

STANDARD: By achieving point of aim/point of impact.

PERFORMANCE STEPS:

1. De-link nine (9) single rounds and a belt of three (3) rounds.
2. Ensure the rear sight leaf is flipped down for zeroing. Set the sights at 500 m (battlesight setting).
3. Put the gun in Condition 1.
4. Lay the gun on the first paster, ensuring that the sights are aligned and at 6 o'clock on the paster.
5. Fire 3 rounds, one round at a time, ensuring that the same 6 o'clock sight picture is regained on the paster between shots.
6. Put the gun in Condition 4.
7. Move downrange to observe the shot group and mark the center of the target.
8. Measure the lateral and vertical distance between the center of the shot group and the center of the aiming paster.
9. If the center of the shot group is in the center of the paster, the gun is zeroed.
10. If the center of the shot group is not in the center of the paster, adjust the front sight as needed.
11. After adjusting windage and elevation, lower the retaining strap, but do not lock it down until the BZO elevation is confirmed.
12. Put the gun in Condition 1.
13. Fire another 3-round shot group (one round at a time) at the same paster.
14. Put the gun in Condition 4.
15. Move back downrange to observe the shot group and make appropriate sight adjustments.
16. Put the gun in Condition 1.
17. Fire the last 3-round shot group (one round at a time) at the same paster.
18. Put the gun in Condition 4.
19. Move back downrange to observe the shot group and make final sight adjustments.
20. Put the gun in Condition 1.
21. Confirm the zero by firing a burst of 3 rounds at the second paster.
22. Once the zero is confirmed, ensure the front sight assembly is snug laterally, and then lock the front sight blade retaining strap down into its detent.
23. Repeat this procedure for the spare barrel.

REFERENCES:

1. FM 3-22.68 Light and Medium machineguns
2. MCWP 3-15.1 Machineguns and Machinegun Gunnery

SUPPORT REQUIREMENTS:

ORDNANCE:

<u>DODIC</u>	<u>Quantity</u>
A131 Cartridge, 7.62mm 4 Ball M80/1 Trace	24 cartridges per weapon

RANGE/TRAINING AREA:

Facility Code 17510 Basic 10M-25M Firing Range (Zero)
Facility Code 17580 Machinegun Transition Range

MISCELLANEOUS:

ADMINISTRATIVE INSTRUCTIONS: The BZO established in this task should be used for Gunnery Table I (0321-WPNS-2026).

RECN-WPNS-2023: Field zero a medium machinegun

EVALUATION-CODED: NO **SUSTAINMENT INTERVAL:** 12 months

MOS PERFORMING: 0307, 0321, 8403, 8427

BILLETS: Recon Man

GRADES: PVT, PFC, LCPL, CPL, SGT, SSGT, GYSGT, 2NDLT, 1STLT, CAPT, NV-SN, NV-PO-3, NV-PO-2, NV-PO-1, NV-CPO

INITIAL TRAINING SETTING: MOJT

CONDITION: Given a medium machinegun, ammunition, and a target at 500 meters, while wearing a fighting load.

STANDARD: By achieving point of aim/point of impact.

PERFORMANCE STEPS:

1. Select a suitable target downrange, preferably at battlesight range 500 meters.
2. Estimate the range to target.
3. Set the rear sight elevation to the estimated range, and lay the gun on target (sights at 6 o'clock to the target).
4. Fire a 6-round burst while the team leader observes the impacts.
5. Make corrections to the gun by manipulating the T&E until the beaten zone is adjusted onto target.
6. Once the impacts are on target, the gunner maintains his position, ensuring that the lay of the gun remains the same while sight adjustments are made - windage first, and then elevation.
7. Use the front sight adjusting tool to unlock the front sight retaining strap and rotate it upwards.
8. Adjust for windage and elevation.

9. Once elevation is correct, rotate the retaining strap back down, but do not lock it until BZO is confirmed.
10. Fire a 6-round burst for confirmation. If the burst is not on target, the sight adjustment process should be repeated until the beaten zone impacts the target.
11. Once the zero of the primary barrel is confirmed, change barrels and follow the same procedure for field zeroing the spare barrel.

REFERENCES:

1. FM 3-22.68 Light and Medium machineguns
2. MCWP 3-15.1 Machineguns and Machinegun Gunnery

SUPPORT REQUIREMENTS:

ORDNANCE:

<u>DODIC</u>	<u>Quantity</u>
A131 Cartridge, 7.62mm 4 Ball M80/1 Trace	48 cartridges per weapon

RANGE/TRAINING AREA: Facility Code 17580 Machinegun Transition Range

RECEN-WPNS-2024: Operate Optics for Medium Machineguns

EVALUATION-CODED: NO **SUSTAINMENT INTERVAL:** 12 months

MOS PERFORMING: 0307, 0321, 8403, 8427

BILLETS: Recon Man

GRADES: PVT, PFC, LCPL, CPL, SGT, SSGT, GYSGT, 2NDLT, 1STLT, CAPT, NV-SN, NV-PO-3, NV-PO-2, NV-PO-1, NV-CPO

INITIAL TRAINING SETTING: MOJT

CONDITION: Given a medium machinegun, ammunition, and a basic machinegun target, while wearing a fighting load.

STANDARD: By qualifying in accordance with FM 3-22.68.

PERFORMANCE STEPS:

1. Mount the optic.
2. Bore sight the optic.
3. Zero the optic.

REFERENCES:

1. MCWP 3-15.1 Machineguns and Machinegun Gunnery
2. TM 11792A-OI Machinegun Day Optic, SU-260/P

SUPPORT REQUIREMENTS:

ORDNANCE:

<u>DODIC</u>	<u>Quantity</u>
A151 Cartridge, 7.62mm 4 Ball/1 Tracer Li	75 cartridges per Marine

RANGE/TRAINING AREA: Facility Code 17580 Machinegun Transition Range

EQUIPMENT: Medium machinegun and standard fighting load.

REC- WPNS-2025: Zero a Night Aiming Device (NAD) for a medium machinegun

EVALUATION-CODED: NO

SUSTAINMENT INTERVAL: 12 months

MOS PERFORMING: 0307, 0321, 8403, 8427

BILLETS: Recon Man

GRADES: PVT, PFC, LCPL, CPL, SGT, SSGT, GYSGT, 2NDLT, 1STLT, CAPT, NV-SN, NV-PO-3, NV-PO-2, NV-PO-1, NV-CPO

INITIAL TRAINING SETTING: MOJT

CONDITION: Given a medium machinegun, ammunition, a night aiming device, and a target at 500 meters.

STANDARD: By achieving point of aim/point of impact.

PERFORMANCE STEPS:

1. Select a suitable target downrange, preferably at 500 meters.
2. Ensure that both the rail grabber and NAD have been securely tightened.
3. Ensure that the NAD has been preset to zero.
4. Turn the selector switch to the appropriate setting.
5. While looking through the NVD, press the cable switch button to activate the aiming beam.
6. Manipulate the gun until the aiming beam is centered on the target.
7. Fire a 6-round burst and observe the beaten zone.
8. Fire a 6-round burst and observe the beaten zone.
9. Re-lay the gun to move the impacts onto the target.
10. Repeat steps 6 through 8 above until the burst is on target.
11. Once the burst is on target, keep the gun in place and have an assistant make adjustments to move the aiming beam onto the target by adjusting windage first, then elevation.
12. Re-tighten both the rail grabber and NAD.
13. Fire another 6-round burst and make any necessary adjustments to the aiming beam.
14. Remove the lens cap from the illuminator.
15. Turn the selector switch to the appropriate setting.
16. Rotate the focus knob toward the spot illumination setting until the illuminating beam is small enough to be centered through visual observation.
17. Manipulate the illuminating beam adjusters so that the aiming beam is centered in the middle of the illuminating beam.
18. Fire a final 6-round burst to confirm the field zero.

REFERENCES:

1. FM 3-22.68 Light and Medium machineguns
2. MCWP 3-15.1 Machineguns and Machinegun Gunnery

3. TM 10470A-12&P/1A Operator's and Unit Maintenance Manual, Target Pointer Illuminator/Aiming Light, AN/PEQ-2A

SUPPORT REQUIREMENTS:

ORDNANCE:

<u>DODIC</u>	<u>Quantity</u>
A131 Cartridge, 7.62mm 4 Ball M80/1 Trace	30 cartridges per Marine

RANGE/TRAINING AREA: Facility Code 17580 Machinegun Transition Range

RECN-WPNS-2026: Zero a Night Sight for a medium machinegun

EVALUATION-CODED: NO **SUSTAINMENT INTERVAL:** 12 months

MOS PERFORMING: 0307, 0321, 8403, 8427

BILLETS: Recon Man

GRADES: PVT, PFC, LCPL, CPL, SGT, SSGT, GYSGT, 2NDLT, 1STLT, CAPT, NV-SN, NV-PO-3, NV-PO-2, NV-PO-1, NV-CPO

INITIAL TRAINING SETTING: MOJT

CONDITION: Given a medium machinegun, ammunition, a night aiming device, and a target at 500 meters.

STANDARD: By achieving point of aim/point of impact.

PERFORMANCE STEPS:

1. Select a suitable target downrange, preferably at 500 meters.
2. Ensure the night sight mount has been securely tightened to the rail.
3. Turn the night sight on and adjust the reticle for brightness and focus.
4. Lay the gun on the target, with the reticle in the center of the target.
5. Fire a 6-round burst and observe the beaten zone.
6. Re-tighten the night sight mount, as required.
7. Re-lay the gun to move the impacts onto the target.
8. Repeat steps 5 through 7 above until the burst is on target.
9. Once the burst is on target, keep the gun in place and have an assistant make adjustments to move the sight onto the target by adjusting windage first, then elevation.
10. Fire another 6-round burst and make any necessary adjustments to the reticle.
11. The night sight is zeroed when the reticle is centered on the beaten zone.
12. Fire a final 6-round burst to confirm the field zero.

REFERENCES:

1. FM 3-22.68 Light and Medium machineguns
2. MCWP 3-15.1 Machineguns and Machinegun Gunnery
3. TM 10091B/10092B-10/1 AN/PAS-13B(V)2 & 3 THERMAL SIGHT
4. TM 10796-12&P Operators Manual for AN/PVS-17/17B/17C Miniature Night Sight

SUPPORT REQUIREMENTS:

ORDNANCE:

<u>DODIC</u>	<u>Quantity</u>
A131 Cartridge, 7.62mm 4 Ball M80/1 Trace	30 cartridges per Marine

RECEN-WPNS-2027: Conduct the 12.7-meter Basic Course for the medium machinegun

EVALUATION-CODED: NO **SUSTAINMENT INTERVAL:** 12 months

MOS PERFORMING: 0307, 0321, 8403, 8427

BILLETS: Recon Man

GRADES: PVT, PFC, LCPL, CPL, SGT, GYSGT, 2NDLT, 1STLT, CAPT, NV-SN, NV-PO-3, NV-PO-2, NV-PO-1, NV-CPO

INITIAL TRAINING SETTING: MOJT

CONDITION: Given a medium machinegun, ammunition, and basic machinegun targets at 12.7-meters, while wearing a fighting load.

STANDARD: By achieving a minimum score of 70 points out of a possible 102.

PERFORMANCE STEPS:

1. Prepare two (2) 6-round belts of ammunition.
2. Engage pasters in Bank 3-4 (one paster each) with one 6-round burst each.
3. Prepare a 30-round belt of ammunition.
4. Engage pasters in Bank 5-6 (5 pasters total) with one 6-round burst each, using the traverse and search mechanism for each subsequent burst.
5. Prepare a 48-round belt of ammunition.
6. Engage pasters in Bank 7-8 (8 pasters total) with one 6-round burst each, using the traverse and search mechanism as appropriate for each subsequent burst.
7. Prepare four (4) 6-round belts of ammunition.
8. In a time limit of 45 seconds, engage pasters in Bank 1-4 (4 pasters total) with one 6-round burst each. No manipulation of the T&E is required other than to obtain proper sight alignment and picture before firing the 6-round bursts.
9. Prepare a 30-round belt of ammunition.
10. In a time limit of 30 seconds, engage pasters in Bank 5-6 (5 pasters total) with one 6-round burst each, using the traverse and search mechanism for each subsequent burst.
11. Prepare a 48-round belt of ammunition.
12. In a time limit of 45 seconds, engage pasters in Bank 7-8 (8 targets total) with one 6-round burst each, using the traverse and search mechanism as appropriate for each subsequent burst.

PREREQUISITE EVENTS:

RECEN-WPNS-2014	RECEN-WPNS-2015	RECEN-WPNS-2016
RECEN-WPNS-2017	RECEN-WPNS-2018	RECEN-WPNS-2019

REC-N-WPNS-2020 REC-N-WPNS-2021 REC-N-WPNS-2022
REC-N-WPNS-2023 REC-N-WPNS-2024 REC-N-WPNS-2025
REC-N-WPNS-2026

REFERENCES:

1. FM 3-22.68 Light and Medium machineguns
2. MCWP 3-15.1 Machineguns and Machinegun Gunnery

SUPPORT REQUIREMENTS:

ORDNANCE:

<u>DODIC</u>	<u>Quantity</u>
A131 Cartridge, 7.62mm 4 Ball M80/1 Trace	192 cartridges per Marine

RANGE/TRAINING AREA:

Facility Code 17510 Basic 10M-25M Firing Range (Zero)
Facility Code 17580 Machine Gun Transition Range

MISCELLANEOUS:

ADMINISTRATIVE INSTRUCTIONS: 1. Total possible score for Table I is 102 points, with a minimum of 70 points for a passing score. 2. Only rounds that impact on or within the line of the paster will be scored. 3. Each hit is scored as one point. 4. Only 6 rounds per paster will be scored, for a total score of 6 points per paster. 5. Table I score does not constitute complete qualification for the medium machinegun gunner. Table II (Multiple Engagement Course) must also be fired, and the two scores added together in order to achieve a qualification score.

REC-N-WPNS-2028: Conduct the Multiple Engagement Course for the medium machinegun (Gunnery Table II)

EVALUATION-CODED: NO **SUSTAINMENT INTERVAL:** 12 months

MOS PERFORMING: 0307, 0321, 8403, 8427

BILLETS: Recon Man

GRADES: PVT, PFC, LCPL, CPL, SGT, SSGT, GYSGT, 2NDLT, 1STLT, CAPT, NV-SN, NV-PO-3, NV-PO-2, NV-PO-1, NV-CPO

INITIAL TRAINING SETTING: MOJT

CONDITION: Given a medium machinegun, ammunition, double E-silhouette or stationary vehicle targets from 400 to 800 meters, and CBRN PPE, while wearing a fighting load.

STANDARD: By achieving a minimum score of 21 points out of a possible 63.

PERFORMANCE STEPS:

1. Prepare a belt of 252 rounds of ammunition.
2. In a time limit of 20 seconds, engage a double-E silhouette target at 500

- meters.
3. In a time limit of 20 seconds, engage a double-E silhouette target at 500 meters.
 4. In a time limit of 20 seconds, engage a double-E silhouette target at 700 meters.
 5. In a time limit of 20 seconds, engage a stationary vehicle silhouette target at 800 meters.
 6. In a time limit of 35 seconds, engage multiple double-E silhouette targets at 400 and 600 meters.
 7. In a time limit of 35 seconds, engage multiple double-E silhouette targets at 500 and 700 meters.
 8. In a time limit of 45 seconds, engage multiple double-E silhouette targets at 400, 600, and 700 meters.
 9. In a time limit of 20 seconds, engage a stationary vehicle silhouette target at 800 meters.
 10. In a time limit of 35 seconds, engage a double-E silhouette target at 500 meters and a stationary vehicle silhouette target at 800 meters.
 11. While in a CBRN posture wearing a field protective mask w/hood and gloves, and in a time limit of 20 seconds, engage a double-E silhouette target at 500 meters.
 12. While in a CBRN posture wearing a field protective mask w/hood and gloves, and in a time limit of 20 seconds, engage a double-E silhouette target at 600 meters.
 13. While in a CBRN posture wearing a field protective mask w/hood and gloves, and in a time limit of 35 seconds, engage multiple double-E silhouette targets at 500 and 700 meters.
 14. While in a CBRN posture wearing a field protective mask w/hood and gloves, and in a time limit of 45 seconds, engage multiple double-E silhouette targets at 400 and 600 meters, and a stationary vehicle silhouette target at 800 meters.

PREREQUISITE EVENTS:

RECEN-WPNS-2014	RECEN-WPNS-2015	RECEN-WPNS-2016
RECEN-WPNS-2017	RECEN-WPNS-2018	RECEN-WPNS-2019
RECEN-WPNS-2020	RECEN-WPNS-2021	RECEN-WPNS-2022
RECEN-WPNS-2023	RECEN-WPNS-2024	RECEN-WPNS-2025
RECEN-WPNS-2026		

REFERENCES:

1. FM 3-22.68 Light and Medium machineguns
2. MCWP 3-15.1 Machineguns and Machinegun Gunnery

SUPPORT REQUIREMENTS:

ORDNANCE:

<u>DODIC</u>	<u>Quantity</u>
A131 Cartridge, 7.62mm 4 Ball M80/1 Trace	252 cartridges per weapon

RANGE/TRAINING AREA:

Facility Code 17510 Basic 10M-25M Firing Range (Zero)
Facility Code 17580 Machinegun Transition Range

MISCELLANEOUS:

ADMINISTRATIVE INSTRUCTIONS: 1. All target engagements are conducted at the sustained rate using 6-8 round bursts. 2. The ammunition belt of 252 rounds allows for an allotment of two 6-8 round bursts for each of the 21 targets. Any leftover bursts (resulting from first-burst hits) may be applied to a target that was not hit with the first or second burst, but no more than three bursts are allowed for any target. 3. Scoring is as follows: 3 points for first burst hits, 2 points for second burst hits, 1 point for third burst hits, and minus one point (-1) for targets not hit.

RECN-WPNS-2029: Perform operator maintenance for an M2 heavy machinegun and associated components

EVALUATION-CODED: NO **SUSTAINMENT INTERVAL:** 12 months

MOS PERFORMING: 0307, 0321, 8403, 8427

BILLETS: Recon Man

GRADES: PVT, PFC, LCPL, CPL, SGT, SSGT, GYSGT, 2NDLT, 1STLT, CAPT, NV-SN, NV-PO-3, NV-PO-2, NV-PO-1, NV-CPO

INITIAL TRAINING SETTING: MOJT

CONDITION: Given an SL-3 complete M2 heavy machinegun, M3 tripod, authorized cleaning gear, and lubricant.

STANDARD: By ensuring the weapon is clean and serviceable.

PERFORMANCE STEPS:

1. Clear the M2 heavy machinegun.
2. Disassemble the M2 heavy machinegun.
3. Clean/inspect the M2 heavy machinegun.
4. Lubricate the M2 heavy machinegun.
5. Lubricate the M2 heavy machinegun.
6. Perform function check.
7. Inspect an M3 tripod.
8. Clean an M3 tripod.
9. Lubricate an M3 tripod.
10. Inspect the M2 SL-3 components.
11. Clean the M2 SL-3 components.
12. Lubricate the M2 SL-3 components.

REFERENCES:

1. FM 3-22.65 Browning Machinegun, Caliber .50 HB, M2
 2. SL-3-02498B Machinegun, Caliber .50, Browning, M2
 3. TM 02498A-10/2 Operator's Manual, Machineguns, Caliber .50; Browning, M2 Heavy Barrel
-

RECN-WPNS-2030: Mount an M2 heavy machinegun on an M3 tripod

EVALUATION-CODED: NO

SUSTAINMENT INTERVAL: 12 months

MOS PERFORMING: 0307, 0321, 8403, 8427

BILLETS: Recon Man

GRADES: PVT, PFC, LCPL, CPL, SGT, SSGT, GYSGT, 2NDLT, 1STLT, CAPT, NV-SN, NV-PO-3, NV-PO-2, NV-PO-1, NV-CPO

INITIAL TRAINING SETTING: MOJT

CONDITION: Given an SL-3 complete M2 heavy machinegun, an M3 tripod, pintle, and T&E mechanism, while wearing a fighting load.

STANDARD: By placing the gun into action.

PERFORMANCE STEPS:

1. Inspect the M2 heavy machinegun and associated components for serviceability.
2. Emplace the M3 tripod in the desired location.
3. Attach the pintle to the M2 receiver.
4. Attach the M2 heavy machinegun receiver to the M3 tripod.
5. Attach the barrel to the M2 heavy machinegun receiver.
6. Check headspace and timing.

REFERENCES:

1. FM 3-22.65 Browning Machinegun, Caliber .50 HB, M2
 2. MCWP 3-15.1 Machineguns and Machinegun Gunnery
-

RECN-WPNS-2031: Mount an M2 heavy machinegun on an appropriate tactical vehicle

EVALUATION-CODED: NO

SUSTAINMENT INTERVAL: 12 months

MOS PERFORMING: 0307, 0321, 8403, 8427

BILLETS: Recon Man

GRADES: PVT, PFC, LCPL, CPL, SGT, SSGT, GYSGT, 2NDLT, 1STLT, CAPT, NV-SN, NV-PO-3, NV-PO-2, NV-PO-1, NV-CPO

INITIAL TRAINING SETTING: MOJT

CONDITION: Given an SL-3 complete M2 heavy machinegun and a tactical vehicle with an appropriate mount, and a mounting adapter, while wearing a fighting load.

STANDARD: By placing the gun into action.

PERFORMANCE STEPS:

1. Inspect the M2 heavy machinegun and associated components for serviceability.

2. Attach the appropriate vehicle mount to the tactical vehicle.
3. Attach the mounting adapter and pintle to the M2 receiver.
4. Attach the M2 heavy machinegun receiver to the vehicle mount.
5. Attach the barrel to the M2 heavy machinegun receiver.
6. Attach the ammo tray to the selected vehicle mount.
7. Check headspace and timing.

REFERENCES:

1. FM 21-305 Manual for Wheeled Vehicle Driver
2. FM 3-22.65 Browning Machinegun, Caliber .50 HB, M2
3. MCWP 3-15.1 Machineguns and Machinegun Gunnery
4. TM 2320-10/6A Truck Utility 1/4 Ton 4X4

SUPPORT REQUIREMENTS:

EQUIPMENT: Appropriate tactical vehicle.

MISCELLANEOUS:

ADMINISTRATIVE INSTRUCTIONS: The following components can be used to mount the M2 Heavy Machinegun: MK64 cradle, MK 93 cradle, MK 175 vehicle mount, universal pintle adapter (UPA), and the M4 pedestal mount.

RECN-WPNS-2032: Set headspace and timing for an M2 heavy machinegun

EVALUATION-CODED: NO **SUSTAINMENT INTERVAL:** 12 months

MOS PERFORMING: 0307, 0321, 8403, 8427

BILLETS: Recon Man

GRADES: PVT, PFC, LCPL, CPL, SGT, SSGT, GYSGT, 2NDLT, CAPT, NV-SN, NV-PO-3, NV-PO-2, NV-PO-1, NV-CPO

INITIAL TRAINING SETTING: MOJT

CONDITION: Given a mounted, SL-3 complete M2 heavy machinegun, while wearing a fighting load.

STANDARD: By placing the gun into action.

PERFORMANCE STEPS:

1. Clear the M2 machinegun.
2. Conduct barrel check to ensure the barrel is locked to the barrel extension.
3. Set/check headspace for the M2 heavy machinegun.
4. Set/check timing for the M2 heavy machinegun.

REFERENCES:

1. FM 3-22.65 Browning Machinegun, Caliber .50 HB, M2
2. MCWP 3-15.1 Machineguns and Machinegun Gunnery

3. TM 02498A-10/2 Operator's Manual, Machineguns, Caliber .50; Browning, M2 Heavy Barrel
-

RECEN-WPNS-2033: Load an M2 heavy machinegun (cover raised)

EVALUATION-CODED: NO SUSTAINMENT INTERVAL: 12 months

MOS PERFORMING: 0307, 0321, 8403, 8427

BILLETS: Recon Man

GRADES: PVT, PFC, LCPL, CPL, SGT, SSGT, GYSGT, 2NDLT, 1STLT, MAJ, NV-SN, NV-PO-3, NV-PO-2, NV-PO-1, NV-CPO

INITIAL TRAINING SETTING: MOJT

CONDITION: Given a mounted, SL-3 complete M2 heavy machinegun, and ammunition, while wearing a fighting load.

STANDARD: By placing the weapon into Condition 1.

PERFORMANCE STEPS:

1. Ensure bolt is forward, the cover is raised, and the weapon is in the automatic fire mode.
2. Place ammunition belt in the feedway until the first round is held by the belt holding pawls.
3. Close the cover (Condition 3).
4. Charge the weapon once (Condition 2, "half-load").
5. Charge the weapon again (Condition 1).

REFERENCES:

1. FM 3-22.65 Browning Machinegun, Caliber .50 HB, M2
2. MCWP 3-15.1 Machineguns and Machinegun Gunnery
3. TM 02498A-10/2 Operator's Manual, Machine Guns, Caliber .50; Browning, M2 Heavy Barrel

SUPPORT REQUIREMENTS:

ORDNANCE:

<u>DODIC</u>	<u>Quantity</u>
A560 Cartridge, Caliber .50 Dummy M2	10 cartridges per weapon

RANGE/TRAINING AREA: Facility Code 17580 Machinegun Transition Range

OTHER SUPPORT REQUIREMENTS: Machinegun range (if live ammunition is used).

RECEN-WPNS-2034: Load an M2 heavy machinegun (cover closed)

EVALUATION-CODED: NO SUSTAINMENT INTERVAL: 12 months

MOS PERFORMING: 0307, 0321, 8403, 8427

BILLETS: Recon Man

GRADES: PVT, PFC, LCPL, CPL, SGT, SSGT, GYSGT, 2NDLT, 1STLT, CAPT, NV-SN, NV-PO-3, NV-PO-2, NV-PO-1, NV-CPO

INITIAL TRAINING SETTING: MOJT

CONDITION: Given a mounted, SL-3 complete M2 heavy machinegun, and ammunition, while wearing a fighting load.

STANDARD: By placing the weapon into Condition 1.

PERFORMANCE STEPS:

1. Ensure bolt is forward, the cover is closed, and the weapon is in the automatic fire mode.
2. Insert ammunition belt in the feedway until the first round is engaged by the belt feeding pawls. (Condition 3)
3. Charge the weapon once. (Condition 2, "half-load")
4. Charge the weapon again. (Condition 1)

REFERENCES:

1. FM 3-22.65 Browning Machinegun, Caliber .50 HB, M2
2. MCWP 3-15.1 Machineguns and Machinegun Gunnery
3. TM 02498A-10/2 Operator's Manual, Machineguns, Caliber .50; Browning, M2 Heavy Barrel

SUPPORT REQUIREMENTS:

ORDNANCE:

<u>DODIC</u>	<u>Quantity</u>
A560 Cartridge, Caliber .50 Dummy M2	10 cartridges per weapon

RANGE/TRAINING AREA: Facility Code 17580 Machinegun Transition Range

OTHER SUPPORT REQUIREMENTS: Machinegun range (if live ammunition is used).

REC- WPNS-2035: Perform immediate action for an M2 heavy machinegun

EVALUATION-CODED: NO SUSTAINMENT INTERVAL: 12 months

MOS PERFORMING: 0307, 0321, 8403, 8427

BILLETS: Recon Man

GRADES: PVT, PFC, LCPL, CPL, SGT, SSGT, GYSGT, 2NDLT, 1STLT, CAPT, NV-SN, NV-PO-3, NV-PO-2, NV-PO-1, NV-CPO

INITIAL TRAINING SETTING: MOJT

CONDITION: Given a mounted, SL-3 complete M2 heavy machinegun loaded with ammunition, with a malfunction or stoppage, while wearing a fighting load.

STANDARD: By returning the weapon into action.

PERFORMANCE STEPS:

1. Announce "MISFIRE."
2. Wait five seconds for a possible hang fire.
3. Recharge weapon, watching for feeding and ejecting, if weapon feeds/ejects, attempt to fire.
4. If weapon does not feed or eject, repeat step 3 one additional time.
5. If weapon fails to feed or eject, perform remedial action.

REFERENCES:

1. FM 3-22.65 Browning Machinegun, Caliber .50 HB, M2
2. MCWP 3-15.1 Machineguns and Machinegun Gunnery
3. TM 02498A-10/2 Operator's Manual, Machineguns, Caliber .50; Browning, M2 Heavy Barrel

SUPPORT REQUIREMENTS:

ORDNANCE:

<u>DODIC</u>	<u>Quantity</u>
A560 Cartridge, Caliber .50 Dummy M2	10 cartridges per weapon

RANGE/TRAINING AREA: Facility Code 17580 Machinegun Transition Range

OTHER SUPPORT REQUIREMENTS: Machinegun range (if live ammunition is used).

RECN-WPNS-2036: Perform remedial action for an M2 heavy machinegun

EVALUATION-CODED: NO **SUSTAINMENT INTERVAL:** 12 months

MOS PERFORMING: 0307, 0321, 8403, 8427

BILLETS: Recon Man

GRADES: PVT, PFC, LCPL, CPL, SGT, SSGT, GYSGT, 2NDLT, 1STLT, CAPT, NV-SN, NV-PO-3, NV-PO-2, NV-PO-1, NV-CPO

INITIAL TRAINING SETTING: MOJT

CONDITION: Given an SL-3 complete M2 heavy machinegun loaded with ammunition, with a malfunction or stoppage not corrected by immediate action, while wearing a fighting load.

STANDARD: by returning the weapon into action.

PERFORMANCE STEPS:

1. Place weapon in single shot mode.
2. Make hot/cold barrel determination.
3. If barrel is hot, wait 15 minutes, and perform cold barrel procedures.

4. If cold barrel, open cover, clear source of ammunition.
5. Disassemble and inspect weapon and ammunition.
6. Assemble the weapon and perform a function check.

REFERENCES:

1. FM 3-22.65 Browning Machinegun, Caliber .50 HB, M2
2. MCWP 3-15.1 Machineguns and Machinegun Gunnery
3. TM 02498A-10/2 Operator's Manual, Machineguns, Caliber .50; Browning, M2 Heavy Barrel

SUPPORT REQUIREMENTS:

ORDNANCE:

<u>DODIC</u>	<u>Quantity</u>
A560 Cartridge, Caliber .50 Dummy M2	10 cartridges per weapon

RANGE/TRAINING AREA: Facility Code 17580 Machinegun Transition Range

OTHER SUPPORT REQUIREMENTS: Machinegun range (if live ammunition is used).

REC- WPNS-2037: Zero an M2 heavy machinegun

EVALUATION-CODED: NO **SUSTAINMENT INTERVAL:** 12 months

MOS PERFORMING: 0307, 0321, 8403, 8427

BILLETS: Recon Man

GRADES: PVT, PFC, LCPL, CPL, SGT, SSGT, GYSGT, 2NDLT, 1STLT, CAPT, NV-SN, NV-PO-3, NV-PO-2, NV-PO-1, NV-CPO

INITIAL TRAINING SETTING: MOJT

CONDITION: Given an M2 heavy machinegun, ammunition, and basic machinegun targets at 10 meters, while wearing a fighting load.

STANDARD: By establishing point of aim/point of impact.

PERFORMANCE STEPS:

1. Put the gun in Condition 1.
2. Lay the gun on the first paster, ensuring that the sights are aligned and at 6 o'clock on the paster.
3. Fire 3 rounds, one at a time, ensuring that the same 6 o'clock sight picture is regained on the paster between shots.
4. Put the gun in Condition 4.
5. Move downrange to observe the shot group and mark the center of the group.
6. If the center of the shot group is in the center of the paster, the gun is zeroed.
7. If the center of the shot group is not in the center of the paster, the rear peep sight aperture needs adjustment.
8. Make the necessary sight adjustments.
9. Put the gun in condition 1.

10. Fire another 3-round shot group (one round at a time) at the same paster.
11. Put the gun in Condition 4.
12. Move back downrange to observe the shot group. Make appropriate sight adjustments.
13. Continue the above procedures until the shot group is centered in the paster.
14. Confirm zero by firing a 3-round shot group at the second paster.
15. Once the zero is confirmed, zero out the deflection scale.

REFERENCES:

1. FM 3-22.65 Browning Machinegun, Caliber .50 HB, M2
2. MCWP 3-15.1 Machineguns and Machinegun Gunnery

SUPPORT REQUIREMENTS:

ORDNANCE:

<u>DODIC</u>	<u>Quantity</u>
A576 Cartridge, Caliber .50 4 API M8/1 AP	12 cartridges per weapon

RANGE/TRAINING AREA:

Facility Code 17510 Basic 10M-25M Firing Range (Zero)
Facility Code 17580 Machinegun Transition Range

RECN-WPNS-2038: Field zero an M2 heavy machinegun

EVALUATION-CODED: NO **SUSTAINMENT INTERVAL:** 12 months

MOS PERFORMING: 0307, 0321, 8403, 8427

BILLETS: Recon Man

GRADES: PVT, PFC, LCPL, CPL, SGT, SSGT, GYSGT, 2NDLT, 1STLT, CAPT, NV-SN, NV-PO-3, NV-PO-2, NV-PO-1, NV-CPO

INITIAL TRAINING SETTING: MOJT

CONDITION: Given an M2 heavy machinegun, ammunition, and targets at 550 meters, while wearing a fighting load.

STANDARD: By establishing point of aim/point of impact.

PERFORMANCE STEPS:

1. Estimate the range to target.
2. Set the rear sight elevation to the estimated range and lay the gun on the target (sights at 6 o'clock to the target).
3. Fire a single round while the assistant gunner observes the impact.
4. Manipulate the T&E mechanism until the impact is adjusted onto the target.
5. Once the impact is on target, fire a confirmation round.
6. Maintain position and shoulder pressure ensuring that the lay of the gun remains the same while sight adjustments are made for windage and elevation.
7. Once the sights are aligned on the target, fire a single confirmation

round to verify the field zero.

8. When the zero is confirmed, adjust the windage scale so that the index line is zeroed on the windage scale.

REFERENCES:

1. FM 3-22.65 Browning Machinegun, Caliber .50 HB, M2
2. MCWP 3-15.1 Machineguns and Machinegun Gunnery

SUPPORT REQUIREMENTS:

ORDNANCE:

<u>DODIC</u>	<u>Quantity</u>
A576 Cartridge, Caliber .50 4 API M8/1 AP	5 cartridges per weapon

RANGE/TRAINING AREA:

Facility Code 17510 Basic 10M-25M Firing Range (Zero)
Facility Code 17580 Machinegun Transition Range

MISCELLANEOUS:

ADMINISTRATIVE INSTRUCTIONS: 1. Since the zeroing calibrates the rear sight for all targets within the effective range of the machinegun, the estimated range to any target can be placed on the rear sight and, with proper range estimation and a 6 o'clock sight picture, the initial burst should be on target. 2. DODIC A571 may be substituted if available for this event.

REC- WPNS-2039: Conduct the 10-meter Basic Course for the M2 (Gunnery Table I)

EVALUATION-CODED: NO **SUSTAINMENT INTERVAL:** 12 months

MOS PERFORMING: 0307, 0321, 8403, 8427

BILLETS: Recon Man

GRADES: PVT, PFC, LCPL, CPL, SGT, SSGT, GYSGT, 2NDLT, 1STLT, CAPT, NV-SN, NV-PO-3, NV-PO-2, NV-PO-1, NV-CPO

INITIAL TRAINING SETTING: MOJT

CONDITION: Given an M2 heavy machinegun, ammunition, and basic machinegun targets at 10 meters, while wearing a fighting load.

STANDARD: By achieving a minimum score of 70 points out of a possible 102.

PERFORMANCE STEPS:

1. Prepare two (2) 6-round belts of ammunition.
2. Engage pasters in Bank 3-4 (one paster each) with one 6-round burst each.
3. Prepare a 30-round belt of ammunition.
4. Engage pasters in Bank 5-6 (5 pasters total) with one 6-round burst each, using the traverse and search mechanism for each subsequent burst.

5. Prepare a 48-round belt of ammunition.
6. Engage pasters in Bank 7-8 (8 pasters total) with one 6-round burst each, using the traverse and search mechanism as appropriate for each subsequent burst.
7. Prepare four (4) 6-round belts of ammunition.
8. In a time limit of 45 seconds, engage pasters in Bank 1-4 (4 pasters total) with one 6-round burst each. No manipulation of the T&E is required other than to obtain proper sight alignment and picture before firing the 6-round bursts.
9. Prepare a 30-round belt of ammunition.
10. In a time limit of 30 seconds, engage pasters in Bank 5-6 (5 pasters total) with one 6-round burst each, using the traverse and search mechanism for each subsequent burst.
11. Prepare a 48-round belt of ammunition.
12. In a time limit of 45 seconds, engage pasters in Bank 7-8 (8 targets total) with one 6-round burst each, using the traverse and search mechanism as appropriate for each subsequent burst.

PREREQUISITE EVENTS:

RECN-WPNS-2029	RECN-WPNS-2030	RECN-WPNS-2031
RECN-WPNS-2032	RECN-WPNS-2033	RECN-WPNS-2034
RECN-WPNS-2035	RECN-WPNS-2036	RECN-WPNS-2037
RECN-WPNS-2038		

REFERENCES:

1. FM 3-22.65 Browning Machinegun, Caliber .50 HB, M2
2. MCWP 3-15.1 Machineguns and Machinegun Gunnery

SUPPORT REQUIREMENTS:

ORDNANCE:

<u>DODIC</u>	<u>Quantity</u>
A576 Cartridge, Caliber .50 4 API M8/1 AP	192 cartridges per weapon

MISCELLANEOUS:

ADMINISTRATIVE INSTRUCTIONS: 1. Total possible score for Table I is 102 points, with a minimum of 70 points for a passing score. 2. Only rounds that impact on or within the line of the paster will be scored. 3. Each hit is scored as one point. 4. Only 6 rounds per paster will be scored, for a total score of 6 points per paster. 5. Table I score does not constitute complete qualification for the heavy machinegun gunner. Table II (Transition Course) must also be fired, and the two scores added together in order to achieve a qualification score.

RECN-WPNS-2040: Conduct the Transition Course for an M2 (Gunnery Table II)

EVALUATION-CODED: NO **SUSTAINMENT INTERVAL:** 12 months

MOS PERFORMING: 0307, 0321, 8403, 8427

BILLETS: Recon Man

GRADES: PVT, PFC, LCPL, CPL, SGT, SSGT, GYSGT, 2NDLT, 1STLT, CAPT, NV-SN, NV-PO-3, NV-PO-2, NV-PO-1, NV-CPO

INITIAL TRAINING SETTING: MOJT

CONDITION: Given an M2 heavy machinegun, ammunition, double E-silhouette or stationary vehicle targets from 600 to 1000 meters, and CBRN PPE, while wearing a fighting load.

STANDARD: By achieving a minimum score of 21 points out of a possible 63.

PERFORMANCE STEPS:

1. Prepare a belt of 252 rounds of ammunition.
2. In a time limit of 20 seconds, engage a 4-silhouette target bank at 700 meters.
3. In a time limit of 20 seconds, engage a 4-silhouette target bank at 600 meters.
4. In a time limit of 20 seconds, engage a 4-silhouette target bank at 900 meters.
5. In a time limit of 20 seconds, engage a stationary vehicle silhouette target at 1000 meters.
6. In a time limit of 35 seconds, engage multiple 4-silhouette target banks at 600 and 800 meters.
7. In a time limit of 35 seconds, engage a 4-silhouette target bank at 700 meters and a stationary vehicle silhouette target at 900 meters.
8. In a time limit of 45 seconds, engage a 4-silhouette target bank at 600 meters and multiple stationary vehicle silhouettes at 800 and 900 meters.
9. 9. In a time limit of 20 seconds, engage a stationary vehicle silhouette target at 1000 meters.
10. 10. In a time limit of 35 seconds, engage a 4-silhouette target bank at 700 meters and a stationary vehicle silhouette target at 1000 meters.
11. 11. While in a CBRN posture wearing a field protective mask w/hood and gloves, and in a time limit of 20 seconds, engage a 4-silhouette target at 700 meters.
12. 12. While in a CBRN posture wearing a field protective mask w/hood and gloves, and in a time limit of 20 seconds, engage a stationary vehicle silhouette target at 800 meters.
13. 13. While in a CBRN posture wearing a field protective mask w/hood and gloves, and in a time limit of 35 seconds, engage multiple 4-silhouette target banks at 700 and 900 meters.
14. 14. While in a CBRN posture wearing a field protective mask w/hood and gloves, and in a time limit of 45 seconds, engage a 4-silhouette target at 600 meters and multiple stationary vehicle silhouette targets at 800 and 1000 meters.

PREREQUISITE EVENTS:

REC�-WPNS-2029	REC�-WPNS-2030	REC�-WPNS-2031
REC�-WPNS-2032	REC�-WPNS-2033	REC�-WPNS-2034
REC�-WPNS-2035	REC�-WPNS-2036	REC�-WPNS-2037
REC�-WPNS-2038		

REFERENCES:

1. FM 3-22.65 Browning Machinegun, Caliber .50 HB, M2
2. MCWP 3-15.1 Machineguns and Machinegun Gunnery

SUPPORT REQUIREMENTS:

ORDNANCE:

<u>DODIC</u>	<u>Quantity</u>
A576 Cartridge, Caliber .50 4 API M8/1 AP	252 cartridges per weapon

RANGE/TRAINING AREA:

Facility Code 17510 Basic 10M-25M Firing Range (Zero)
Facility Code 17580 Machine Gun Transition Range

MISCELLANEOUS:

ADMINISTRATIVE INSTRUCTIONS: 1. All target engagements are conducted at the sustained rate using 6-8 round bursts. 2. The ammunition belt of 252 rounds allows for an allotment of two 6-8 round bursts for each of the 21 targets. Any leftover bursts (resulting from first-burst hits) may be applied to a target that was not hit with the first or second burst, but no more than three bursts are allowed for any target. 3. Scoring is as follows: 3 points for first burst hits, 2 points for second burst hits, 1 point for third burst hits, and minus one point (-1) for targets not hit. 4. During the Transition Course, the assistant gunner is responsible for estimating range, giving the gunner fire commands to engage the targets at their respective ranges, and giving the gunner subsequent commands to move the beaten zone onto target. 5. The gunner is responsible for setting the rear sight to the appropriate range, laying the gun on target (sights at 6 o'clock to the target), firing controlled 6-round bursts, manipulating the T&E until the beaten zone is adjusted onto target, and performing immediate and remedial action as necessary. 6. The ammunition bearer is responsible for preparing the belt of ammunition and supplying it to the assistant gunner for the exercise.

RECN-WPNS-2041: Perform operator maintenance on an MK-19 heavy machinegun and associated components

EVALUATION-CODED: NO **SUSTAINMENT INTERVAL:** 12 months

MOS PERFORMING: 0307, 0321, 8403, 8427

BILLETS: Recon Man

GRADES: PVT, PFC, LCPL, CPL, SGT, SSGT, GYSGT, 2NDLT, 1STLT, CAPT, NV-SN, NV-PO-3, NV-PO-2, NV-PO-1, NV-CPO

INITIAL TRAINING SETTING: MOJT

CONDITION: Given an SL-3 complete MK-19 heavy machinegun, tripod, cradle, authorized cleaning gear, and lubricants.

STANDARD: By ensuring the weapon is clean and serviceable.

PERFORMANCE STEPS:

1. Clear a MK-19 heavy machinegun.

2. Disassemble a MK-19 heavy machinegun.
3. Clean/inspect a MK-19 heavy machinegun.
4. Lubricate a MK-19 heavy machinegun.
5. Assemble a MK-19 heavy machinegun.
6. Perform a function check.
7. Inspect an M3 tripod.
8. Clean an M3 tripod.
9. Lubricate an M3 tripod.
10. Inspect an MK-64/93 cradle.
11. Clean an MK-64/93 cradle.
12. Lubricate an MK-64/93 cradle.
13. Inspect MK-19 SL-3 components.
14. Clean MK-19 SL-3 components.
15. Lubricate MK-19 SL-3 components.

REFERENCES:

1. SL-3-08521A Machinegun, 40mm, MK-19, Mod 3
 2. TM 08521A-10/1A Technical Manual, Operator's Manual, Machinegun, 40mm, MK19 MOD 3
-

REC-N-WPNS-2042: Mount an MK-19 heavy machinegun on an M3 tripod

EVALUATION-CODED: NO

SUSTAINMENT INTERVAL: 12 months

MOS PERFORMING: 0307, 0321, 8403, 8427

BILLETS: Recon Man

GRADES: PVT, PFC, LCPL, CPL, SGT, SSGT, GYSGT, 2NDLT, 1STLT, CAPT, NV-SN, NV-PO-3, NV-PO-2, NV-PO-1, NV-CPO

INITIAL TRAINING SETTING: MOJT

CONDITION: Given an SL-3 complete MK-19 heavy machinegun, an M3 tripod, and appropriate cradle, while wearing a fighting load.

STANDARD: By placing the gun into action.

PERFORMANCE STEPS:

1. Inspect the MK-19 heavy machinegun and associated components for serviceability.
2. Emplace the M3 tripod in the desired location.
3. Attach the selected cradle to the M3 tripod.
4. Attach the MK-19 heavy machinegun to the cradle.
5. Attach associated components.

REFERENCES:

1. SL-3-08521A Machinegun, 40mm, MK-19, Mod 3
2. TM 08521A-10/1A Technical Manual, Operator's Manual, Machinegun, 40mm, MK19 MOD 3

MISCELLANEOUS:

ADMINISTRATIVE INSTRUCTIONS: The following cradles are available: MK64 Cradle & MK93 Cradle.

REC- WPNS-2043: Mount an MK-19 heavy machinegun on a tactical vehicle

EVALUATION-CODED: NO SUSTAINMENT INTERVAL: 12 months

MOS PERFORMING: 0307, 0321, 8403, 8427

BILLETS: Recon Man

GRADES: PVT, PFC, LCPL, CPL, SGT, SSGT, GYSGT, 2NDLT, 1STLT, CAPT, NV-SN, NV-PO-3, NV-PO-2, NV-PO-1, NV-CPO

INITIAL TRAINING SETTING: MOJT

CONDITION: Given an SL-3 complete MK-19 heavy machinegun and a tactical vehicle with an appropriate mount, while wearing a fighting load.

STANDARD: By placing the gun into action.

PERFORMANCE STEPS:

1. Inspect the MK-19 heavy machinegun and associated components for serviceability.
2. Attach the selected vehicle mount to the tactical vehicle.
3. Attach the MK-19 heavy machinegun receiver to the vehicle mount.
4. Attach associated components.

REFERENCES:

1. FM 3-22.27 Mk 19 40mm Grenade Machine Gun Mod 3
2. MCWP 3-15.1 Machineguns and Machinegun Gunnery
3. TM 08521A-10/1A Technical Manual, Operator's Manual, Machinegun, 40mm, MK19 MOD 3

MISCELLANEOUS:

ADMINISTRATIVE INSTRUCTIONS: The following cradles are available: MK64 Cradle & MK93 Cradle.

REC- WPNS-2044: Load an MK-19 heavy machinegun

EVALUATION-CODED: NO SUSTAINMENT INTERVAL: 12 months

MOS PERFORMING: 0307, 0321, 8403, 8427

BILLETS: Recon Man

GRADES: PVT, PFC, LCPL, CPL, SGT, SSGT, GYSGT, 2NDLT, 1STLT, CAPT, NV-SN, NV-PO-3, NV-PO-2, NV-PO-1

INITIAL TRAINING SETTING: MOJT

CONDITION: Given a mounted, SL-3 complete MK-19 heavy machinegun and ammunition, while wearing a fighting load.

STANDARD: By placing the weapon in Condition 1.

PERFORMANCE STEPS:

1. Ensure bolt is forward and weapon is on safe.
2. Raise cover.
3. Insert the first round into the feeder, female link first.
4. Push the round across the primary feed pawl.
5. Move the feed slide assembly to the left.
6. Gently close the cover. (Condition 3) Weapon on safe.
7. Charge the weapon once. (Condition 2, "half-load") weapon on safe.
8. Charge the weapon again. (Condition 1, "full-load") weapon on safe.

REFERENCES:

1. FM 3-22.27 Mk 19 40mm Grenade Machinegun Mod 3
2. MCWP 3-15.1 Machineguns and Machinegun Gunnery
3. TM 08521A-10/1A Technical Manual, Operator's Manual, Machinegun, 40mm, MK19 MOD 3

SUPPORT REQUIREMENTS:

ORDNANCE:

<u>DODIC</u>	<u>Quantity</u>
B472 Cartridge, 40mm Dummy M922	10 cartridges per weapon
B542 Cartridge, 40mm HEDP M430/M430A1 Lin	10 cartridges per weapon

REC-N-WPNS-2045: Perform immediate action for an MK-19 heavy machinegun

EVALUATION-CODED: NO **SUSTAINMENT INTERVAL:** 12 months

MOS PERFORMING: 0307, 0321, 8403, 8427

BILLETS: Recon Man

GRADES: PVT, PFC, LCPL, CPL, SGT, SSGT, GYSGT, 2NDLT, 1STLT, CAPT, NV-SN, NV-PO-3, NV-PO-2, NV-PO-1, NV-CPO

INITIAL TRAINING SETTING: MOJT

CONDITION: Given an SL-3 complete MK-19 heavy machinegun with a stoppage, while wearing a fighting load.

STANDARD: By returning the weapon into action.

PERFORMANCE STEPS:

1. Announce "MISFIRE." (During peacetime, clear the immediate area of nonessential personnel)
2. Wait ten seconds for possible hang fire.
3. Pull bolt to the rear; catch round as it is ejected.
4. Inspect ejected round for dented primer. If primer is dented place round in dud pit with the projectile facing downrange.
5. Attempt to fire.
6. If weapon fails to fire, place on safe, wait ten seconds.
7. Pull bolt to the rear; catch round as it is ejected.
8. Open cover, unload and clear the weapon, and perform remedial action.

REFERENCES:

1. FM 3-22.27 Mk 19 40mm Grenade Machinegun Mod 3
2. MCWP 3-15.1 Machineguns and Machinegun Gunnery
3. SL-3-08521A Machine Gun, 40mm, MK-19, Mod 3
4. TM 08521A-10/1A Technical Manual, Operator's Manual, Machinegun, 40mm, MK19 MOD 3

SUPPORT REQUIREMENTS:

ORDNANCE:

<u>DODIC</u>	<u>Quantity</u>
B472 Cartridge, 40mm Dummy M922	10 cartridges per weapon

RANGE/TRAINING AREA:

Facility Code 17410 Maneuver/Training Area, Light Forces
Facility Code 17620 40MM (Grenade) Machinegun Qualification Range

OTHER SUPPORT REQUIREMENTS: Expenditure of ammunition is not required for this task.

MISCELLANEOUS:

ADMINISTRATIVE INSTRUCTIONS: Event is instructor/scenario driven.

REC- WPNS-2046: Perform remedial action for an MK-19 heavy machinegun

EVALUATION-CODED: NO **SUSTAINMENT INTERVAL:** 12 months

MOS PERFORMING: 0307, 0321, 8403, 8427

BILLETS: Recon Man

GRADES: PVT, PFC, LCPL, CPL, SGT, SSGT, GYSGT, 2NDLT, 1STLT, CAPT, NV-SN, NV-PO-3, NV-PO-2, NV-PO-1, NV-CPO

INITIAL TRAINING SETTING: MOJT

CONDITION: Given an SL-3 complete MK-19 heavy machinegun with a malfunction or stoppage not corrected by immediate action, while wearing a fighting load.

STANDARD: By returning the weapon into action.

PERFORMANCE STEPS:

1. Open cover, clear source of ammunition.
2. Disassemble and perform a detailed inspection of weapon and ammunition.
3. Assemble the weapon and perform a function check.

REFERENCES:

1. FM 3-22.27 Mk 19 40mm Grenade Machinegun Mod 3
2. MCWP 3-15.1 Machineguns and Machinegun Gunnery
3. SL-3-08521A Machinegun, 40mm, MK-19, Mod 3
4. TM 08521A-10/1A Technical Manual, Operator's Manual, Machinegun, 40mm, MK19 MOD 3

SUPPORT REQUIREMENTS:

ORDNANCE:

<u>DODIC</u>	<u>Quantity</u>
B472 Cartridge, 40mm Dummy M922	10 cartridges per weapon

RANGE/TRAINING AREA:

Facility Code 17410 Maneuver/Training Area, Light Forces
Facility Code 17620 40MM (Grenade) Machinegun Qualification Range

OTHER SUPPORT REQUIREMENTS: Expenditure of ammunition is not required for this task.

REC-N-WPNS-2047: Field zero a MK19 heavy machinegun

EVALUATION-CODED: NO **SUSTAINMENT INTERVAL:** 12 months

MOS PERFORMING: 0307, 0321, 8403, 8427

BILLETS: Recon Man

GRADES: PVT, PFC, LCPL, CPL, SGT, SSGT, GYSGT, 2NDLT, 1STLT, CAPT, NV-SN, NV-PO-3, NV-PO-2, NV-PO-1, NV-CPO

INITIAL TRAINING SETTING: MOJT

CONDITION: Given a MK19 heavy machinegun, ammunition, and targets, while wearing a fighting load.

STANDARD: By establishing point of aim/point of impact.

PERFORMANCE STEPS:

1. Set the windage to mechanical zero.
2. Estimate the range to target.
3. Set the rear sight elevation to the estimated range and lay the gun on the target (sights at 6 o'clock to the target).
4. Fire a single round while the assistant gunner observes the impact.
5. Manipulate the T&E mechanism until the impact is adjusted onto the target.

6. Once the impact is on target, fire a confirmation round.
7. Maintain position and shoulder pressure ensuring that the lay of the gun remains the same while sight adjustments are made for windage and elevation.
8. Once the sights are aligned on the target, fire a single confirmation round to verify the field zero.
9. When the zero is confirmed, adjust the windage scale so that the top right edge of the sight slide corresponds with the appropriate range.

REFERENCES:

1. FM 3-22.27 Mk 19 40mm Grenade Machinegun Mod 3
2. MCWP 3-15.1 Machineguns and Machinegun Gunnery

SUPPORT REQUIREMENTS:

ORDNANCE:

<u>DODIC</u>	<u>Quantity</u>
B542 Cartridge, 40mm HEDP M430/M430A1 Lin	5 cartridges per weapon

RANGE/TRAINING AREA: Facility Code 17580 Machinegun Transition Range

MISCELLANEOUS:

ADMINISTRATIVE INSTRUCTIONS: Since the zeroing calibrates the rear sight for all targets within the effective range of the machinegun, the estimated range to any target can be placed on the rear sight and, with proper range estimation and a 6 o'clock sight picture, the initial burst should be on target.

REC- WPNS-2048: Conduct the Basic Course for the MK19 (Gunnery Table I)

EVALUATION-CODED: NO **SUSTAINMENT INTERVAL:** 12 months

MOS PERFORMING: 0307, 0321, 8403, 8427

BILLETS: Recon Man

GRADES: PVT, PFC, LCPL, CPL, SGT, SSGT, GYSGT, 2NDLT, 1STLT, CAPT, NV-SN, NV-PO-3, NV-PO-2, NV-PO-1, NV-CPO

INITIAL TRAINING SETTING: MOJT

CONDITION: Given a MK19 heavy machinegun, ammunition, targets from 400 to 1000 meters, and CBRN PPE, while wearing a fighting load.

STANDARD: By achieving a minimum score of 10 points out of a possible 30.

PERFORMANCE STEPS:

1. Prepare a 60-round belt of ammunition.
2. Engage a 4-silhouette target bank at 400 meters.
3. Engage a 4-silhouette target bank at 600 meters.
4. Engage a stationary vehicle silhouette at 1000 meters.

5. Engage a 4-silhouette target bank at 700 meters and a stationary vehicle silhouette at 900 meters.
6. Engage a stationary vehicle silhouette at 1000 meters and a 4-silhouette target bank at 600 meters.
7. While in a CBRN posture wearing a field protective mask w/hood and gloves, engage a 4-silhouette target bank at 400 meters.
8. While in a CBRN posture wearing a field protective mask w/hood and gloves, engage a stationary vehicle silhouette at 900 meters and a 4-silhouette target bank at 700 meters.
9. Prepare a 60-round belt of ammunition.
10. In a time limit of 20 seconds, engage a 4-silhouette target bank at 400 meters.
11. In a time limit of 20 seconds, engage a 4-silhouette target bank at 600 meters.
12. In a time limit of 20 seconds, engage a stationary vehicle silhouette at 1000 meters.
13. In a time limit of 35 seconds, engage a 4-silhouette target bank at 700 meters and a stationary vehicle silhouette at 900 meters.
14. In a time limit of 35 seconds, engage a stationary vehicle silhouette at 1000 meters and a 4-silhouette target bank at 600 meters.
15. While in a CBRN posture wearing a field protective mask w/hood and gloves, and in a time limit of 20 seconds, engage a 4-silhouette target bank at 400 meters.
16. While in a CBRN posture wearing a field protective mask w/hood and gloves, and in a time limit of 45 seconds, engage a stationary vehicle silhouette at 900 meters and a 4-silhouette target bank at 700 meters.

REFERENCES:

1. FM 3-22.27 Mk 19 40mm Grenade Machinegun Mod 3
2. MCWP 3-15.1 Machineguns and Machinegun Gunnery

SUPPORT REQUIREMENTS:

ORDNANCE:

<u>DODIC</u>	<u>Quantity</u>
B542 Cartridge, 40mm HEDP M430/M430A1 Lin	120 cartridges per weapon

RANGE/TRAINING AREA: Facility Code 17580 Machinegun Transition Range

OTHER SUPPORT REQUIREMENTS: Facility Code 17581 Machinegun Field Fire Range
Facility Code 17582 Automated Multipurpose Machinegun Range (MPMG)

MISCELLANEOUS:

ADMINISTRATIVE INSTRUCTIONS: 1. All target engagements are conducted at the sustained rate using 6-8 round bursts. 2. The ammunition belt of 60 rounds allows for an allotment of two 3-round bursts for each of the 10 targets. Any leftover bursts (resulting from first-burst hits) may be applied to a target that was not hit with the first or second burst, but no more than three bursts are allowed for any target. 3. Scoring is as follows: 3 points for first burst hits, 2 points for second burst hits, 1 point for third burst hits, and minus one point (-1) for targets not hit. 4. A score of 10 points (out of a possible 30) is required to pass Table I.

REC�-WPNS-2401: Correct Marksmanship Deficiencies

EVALUATION-CODED: NO

SUSTAINMENT INTERVAL: 12 months

MOS PERFORMING: 0321

BILLETS: Recon Team Leader

GRADES: SGT, SSGT

INITIAL TRAINING SETTING: MOJT

CONDITION: Given a recon team, CQBW, sling, CQBP, individual field equipment, magazines, targets, and ammunition.

STANDARD: By ensuring that marksmanship fundamentals and safety regulations are applied.

PERFORMANCE STEPS:

1. Observe Marines engage targets with their weapon.
2. Evaluate the Marines shooting technique.
3. Evaluate the Marines shot placement.
4. Diagnose the Marines marksmanship.
5. Make recommendations for corrective action.

REFERENCES:

1. 00001 Green Eyes and Black Rifles, By Kyle E. Lamb
2. FM 3-05.221 Special Forces Advanced Urban Combat
3. MCO 3574.2 Marine Corps Combat Marksmanship Program
4. MCRP 3-01A Rifle Marksmanship

SUPPORT REQUIREMENTS:

ORDNANCE:

<u>DODIC</u>	<u>Quantity</u>
A059 Cartridge, 5.56mm Ball M855 10/Clip	200 cartridges per Team
A475 Cartridge, Caliber .45 Ball M1911	200 cartridges per Team

RANGE/TRAINING AREA:

Facility Code 17310 Range Operations Building
Facility Code 17330 Covered Training Area
Facility Code 17502 Non-Standard Small Arms Range

MATERIAL: hard back targets, situational target (Shoot/No shoot), Felt Marks, staple guns, spray adhesive, brooms, trash bags, and Chemlights (green, blue, red, IR, white).

UNITS/PERSONNEL: (1) RSO, (1) OIC, (1) Corpsmen and additional support personnel as required.

MISCELLANEOUS:

ADMINISTRATIVE INSTRUCTIONS: RSO should review USMC Range Safety Pocket Guide Version 1.4 and have TMs for weapons used on hand.

SPECIAL PERSONNEL CERTS: Marine Net Range Safety Course (C1060120CA), and MCB Range Safety Officer Course.

RECN-WPNS-2501: Correct Marksmanship Deficiencies

EVALUATION-CODED: NO

SUSTAINMENT INTERVAL: 12 months

MOS PERFORMING: 0307, 0321

BILLETS: Recon Platoon Commander, Recon Platoon Sergeant

GRADES: GYSGT, 2NDLT, 1STLT, CAPT

INITIAL TRAINING SETTING: MOJT

CONDITION: Given a recon platoon, required weapons and equipment, targets, and ammunition.

STANDARD: By ensuring that marksmanship fundamentals and safety regulations are applied.

PERFORMANCE STEPS:

1. Observe Marines engage targets with their weapon.
2. Evaluate the Marines shooting technique.
3. Evaluate the Marines shot placement.
4. Diagnose the Marines marksmanship.
5. Make recommendations for corrective action.

REFERENCES:

1. Green Eyes & Black Rifles Warriors Guide to the Combat Carbine: Author Kyle E. Lamb
2. FM 3-05.221 Special Forces Advanced Urban Combat
3. MCO 3574.2 Marine Corps Combat Marksmanship Program
4. MCRP 3-01A Rifle Marksmanship

SUPPORT REQUIREMENTS:

ORDNANCE:

<u>DODIC</u>	<u>Quantity</u>
A059 Cartridge, 5.56mm Ball M855 10/Clip	200 cartridges per Marine
A475 Cartridge, Caliber .45 Ball M1911	200 cartridges per Marine

RANGE/TRAINING AREA:

Facility Code 17310 Range Operations Building
Facility Code 17330 Covered Training Area
Facility Code 17502 Non-Standard Small Arms Range

MATERIAL: hard back targets, situational target (Shoot/No shoot), Felt Marks, staple guns, spray adhesive, brooms, trash bags, and Chemlights (green, blue, red, IR, white).

NAVMC 3500.55B
29 May 2013

UNITS/PERSONNEL: (1) RSO, (1) OIC, (1) Corpsmen and additional support personnel as required.

MISCELLANEOUS:

ADMINISTRATIVE INSTRUCTIONS: RSO should review USMC Range Safety Pocket Guide Version 1.4 and have TMs for weapons used on hand.

SPECIAL PERSONNEL CERTS: Marine Net Range Safety Course (C1060120CA), and MCB Range Safety Officer Course.

RECON T&R MANUAL

APPENDIX A

ACRONYMS AND ABBREVIATIONS

AA&E	Arms, Ammunition, and Explosives
AAR	After Action Review
AAV	Amphibious Assault Vehicle
ACE	Ammunition, Casualty, and Equipment
ACM	Aviation Control Measures
AE	Angle of Elevation
AGM	Attack Guidance Matrix
AI	Area of Influence
AO	Area of Operations
AOI	Area of Interest
AS	Angle of Sight
AT	Anti-tank
AtN	Attack the Network
APERS	Anti-personnel
BCL	Battlespace Coordination Line
BCP	Body Composition Program
BDA	Battle Damage Assessment
BFT	Blue Force Tracker
BP	Battle Positions
BUIS	Back-up Iron Sights
BZO	Battle Sight Zero
C2	Command and Control
CAS	Close Air Support
CASEVAC	Casualty Evacuation
CAST	Combined Arms Staff Trainer
CBRN	Chemical, Biological, Radiological, Nuclear
CBRNE	Chemical, Biological, Radiological, Nuclear Environment
CCIR	Commander's Critical Information Requirements
CCP	Casualty Collection Point
CCRB	Course Content Review Board
CDE	Collateral Damage Estimates
CDS	Containerized Delivery System
CE	Command Element
CEOI	Communication-Electronics Operations Instructions
CFE	Call for Fire
CFL	Coordinate Firing Line
CIED	Counter-IED
CMBH	Combat Hunter
CMO	Civil Military Operations
CMOC	Civil Military Operations Center
CMR	Consolidated Memorandum Receipt
CNO	Computer Network Operations
COA	Course of Action
COC	Combat Operations Center
CONPLAN	Concept of Operation Plan
COP	Common Operating Picture

COP Combat Outpost
COT Commander of Troops
CP Command Post
CQT Conduct Close Quarter Tactics
CTP Common Tactical Picture
CTTP Counter TTP
CSS Combat Service Support
DCP Detainee Collection Point
DNS Day/Night Sight
DOCEX Document Exploitation
DODIC Department of Defense Identification Code
DRRS Defense Readiness Reporting System
DVTE Deployable Virtual Training Environment
EA Electronic Attack
EAP Emergency Action Plan
ECP Entry Control Point
EDL Equipment Density List
EEFI Essential Elements of Friendly Information
EFST Essential Fire Support Tasks
EKMS Electronic Key Management System
EOD Explosives Ordnance Disposal
EOM End of Mission
EP Electronic Protection
EPW Enemy Prisoner of War
ES Electronic Support
EW Electronic Warfare
FAC Forward Area Controller
FDC Fire Direction Center
FDP&E Force Deployment Planning & Execution
FFA Free Fire Areas
FFE Fire for Effect
FFIR Friendly Force Information Requirements
FFP Final Firing Position
FIRECAP Fire Capability
FPCON Force Protection Condition
FPF Final Protective Fire
FPL Final Protective Line
FM Field Manual
FO Forward Observer
FOB Forward Operating Base
FP Firing Positions
FRAGO Fragmentary Order
FSA Fire Support Areas
FSCC Fire Support Coordination Center
FSCL Fire Support Coordination Line
FSCM Fire Support Coordination Measures
FiST Fire Support Team
FWIC Foreign Weapons Instructor Course
GCE Ground Combat Element
GPS Global Positioning System
GT Gun-Target
HA Holding Areas
HAF Helicopter-borne Assault Force
HAS Higher, Adjacent, Supporting

HAZMAT Hazardous Material
HE High Explosive
HF High Frequency
HHQ Higher Headquarters
HOB Height of Burst
HRST Helicopter Rope Suspension Techniques
HSS Health Services Support
HVI High Value Individual
HVT High Value Target
IA Information Assurance
ICP Initial Commencement Point
IED Improvised Explosive Device
IM Information Management
IO Information Operation
IOW Intelligence Operations Workstation
IP Initial Point
IPB Intelligence Preparation of the Battlespace
IPOE Intelligence Preparation of the Operating Environment
IR Information Requirements
ISMT Individual Small-Arms Marksmanship Trainer
ISR Intelligence, Surveillance, & Reconnaissance
ITG Initial Terminal Guidance
I&W Indications and Warning
IZLID Infrared Zoom Laser Illuminator/Designator
J-FIRE Joint Application of Firepower
JTAC Joint Terminal Attack Controller
KD Known Distance
KIA Killed in Action
KIM Keep In Memory
LAW Light Antitank Weapon
LBS Laser Boresight
LD Line of Departure
LOA Line of Advance
LOC Lines of Communication
LOD Line of Departure
LOI Letter of Instruction
LOO Lines of Operation
LP Listening Post
LRSR Long Range Sniper Rifle
LTI Limited Technical Inspection
LZ Landing Zone
MACO Marshalling Area Control Officer
MCCMP Marine Corps Combat Marksmanship Program
MCPP Marine Corps Planning Process
MCT Marine Corps Task
MDO Machinegun Day Optic
MEDEVAC Medical Evacuation
METL Mission Essential Task List
METOC Meteorological and Oceanographic
METT-TSLC Mission, Enemy, Terrain and Weather, Troops and Fire
Support Available, Time Available, Space, Logistics,
Civil Considerations
MIPIM Mini Integrated Pointer Illuminator Module
MLCOA Most Likely Course of Action

MOE	Measures of Effectiveness
MOJT	Managed on the Job Training
MOP	Measures of Performance
MOPP	Mission Oriented Protective Posture
MOUT	Military Operations on Urbanized Terrain
MPMG	Multipurpose Machine Gun Range
MTC	Movement to Contact
MTO	Message to Observer
MTTP	Military Tactics, Techniques, and Procedures
NAAK	Nerve Agent Antidote Kit
NATO	North Atlantic Treaty Organization
NBC	Nuclear, Biological, and Chemical
NFA	No Fire Areas
NGFS	Naval Gunfire Support
NSFS	Naval Surface Fire Support
NVD	Night Vision Device
OE	Operational Environment
OIC	Officer in Charge
OKOCA-W	Observation, Key terrain features, Obstacles, Cover and Concealment and Avenue, Weather
OODA	Observe, Orient, Decide, Act
OP	Observation Post
OPLAN	Operations Plan
OPORD	Operations Order
OPSEC	Operational Security
OPT	Operational Planning Team
ORAW	Operational Risk Assessment Worksheet
ORM	Operational Risk Management
ORP	Objective Rally Point
OT	Observer to Target
PCC	Pre-Combat Check
PCI	Pre-Combat Inspection
PCR	Personnel Casualty Report
PDF	Principle Direction of Fire
PFI	Pre-Fire Inspection
PICMDEEP	Pairs, Interlocking, Coordinating, Mutual Support, Defilade, Enfilading Fire, Economy of Fire, and Protection
PIR	Priority Intelligence Requirement
PL	Phase Line
PMCS	Preventative Maintenance Checks and Services
PME	Professional Military Education
POA	Point of Aim
POI	Point of Impact
POL	Petroleum, Oils, and Lubricants
POSREP	Position Report
PPE	Personal Protective Equipment
QRF	Quick Reaction Force
R2P2	Rapid Response Planning Process
RADBN	Radio Battalion
RBE	Remain Behind Equipment
RCO	Rifle Combat Optic
RFA	Restrictive Fire Areas
RFI	Request for Information

RFL Restrictive Fire Line
RIP Relief in Place
RO Radio Operator
ROC Reconnaissance Operations Center
ROE Rules of Engagement
ROMO Range of Military Operations
RP Reference Point
RPG Rocket Propelled Grenade
RSO Range Safety Officer
RSO&I Reception, Staging, Onward Movement, and Integration
SALUTE Size, Activity, Location, Unit, Time, and Equipment
SARCC Surveillance and Reconnaissance Control Centers
SASR Special Application Scoped Rifle
SATCOM Satellite Communications
SDK Skin Decontamination Kit
SDO Squad Day Optic
SDZ Surface Danger Zone
SE Site Exploitation
SEAD Suppression of Enemy Air Defenses
SHELREP Shelling Report
SIR Specific Information Requirement
SITREP Situation Report
SOM Scheme of Maneuver
SOP Standing Operating Procedures
SSE Sensitive Site Exploitation
STRESS Search, Tag, Report, Evacuate, Segregate, and Safeguard
TA Target Acquisition
TA Training Area
TAA Tactical Assembly Area
TAI Target Area of Interest
TCP Tactical Control Point
TD Tactical Debriefing
TEEP Training Exercise and Employment Plan
TEWT Tactical Exercise without Troops
TM Technical Manual
TO&E Table of Organization and Equipment
TPFDD Time Phased Force Deployment Data
TQ Tactical Questioning
TRAP Tactical Recovery of Aircraft and Personnel
TRP Target Reference Point
TSE Tactical Site Exploitation
TSS Target Selection Standards
TST Time Sensitive Target
TTP Tactics, Techniques, and Procedures
UAS Unmanned Aerial System
UHF Ultra High Frequency
UTM Unit Training Management
VBSS Visit, Board, Search and Seizure
VCP Vehicle Check Point
WIA Wounded in Action

RECON T&R MANUAL

APPENDIX B

TERMS AND DEFINITIONS

Terms in this glossary are subject to change as applicable orders and directives are revised. Terms established by Marine Corps orders or directives take precedence after definitions found in Joint Pub 1-02, DOD Dictionary of Military and Associated Terms.

A

After Action Review (AAR). A professional discussion of training events conducted after all training to promote learning among training participants. The formality and scope increase with the command level and size of the training evolution. For longer exercises, they should be planned for at predetermined times during an exercise. The results of the AAR shall be recorded on an after action report and forwarded to higher headquarters. The commander and higher headquarters use the results of an AAR to reallocate resources, reprioritize their training plan, and plan for future training.

C

Chaining. A process that enables unit leaders to effectively identify subordinate collective events and individual events that support a specific collective event. For example, collective training events at the 4000-level are directly supported by collective events at the 3000-level. Utilizing the building block approach to progressive training, these collective events are further supported by individual training events at the 1000 and 2000-levels. When a higher-level event by its nature requires the completion of lower level events, they are "chained"; Sustainment credit is given for all lower level events chained to a higher event.

D

Deception. Those measures designed to mislead the enemy by manipulation, distortion, or falsification of evidence to induce the enemy to react in a manner prejudicial to the enemy's interests. (JP 1-02)

E

E-Coded Event. An "E-Coded" event is a collective T&R event that is a noted indicator of capability or, a noted Collective skill that contributes to the unit's ability to perform the supported MET. As such, only "E-Coded" events are assigned a CRP value and used to calculate a unit's CRP.

I

Individual Readiness. The individual training readiness of each Marine is measured by the number of individual events required and completed for the rank or billet currently held.

M

Marine Corps Combat Readiness and Evaluation System (MCCRES). An evaluation system designed to provide commanders with a comprehensive set of mission performance standards from which training programs can be developed; and through which the efficiency and effectiveness of training can be evaluated. The Ground T&R Program will eventually replace MCCRES.

O

Operational Readiness (OR). (DoD or NATO) OR is the capability of a unit/formation, ship, weapon system, or equipment to perform the missions or functions for which it is organized or designed. May be used in a general sense or to express a level or degree of readiness.

P

Performance Step. Performance steps are included in the components of an Individual T&R Event. They are the major procedures (i.e., actions) a Marine unit must accomplish to perform an individual event to standard. They describe the procedure the task performer must take to perform the task under operational conditions and provide sufficient information for a task performer to perform the procedure (may necessitate identification of supporting steps, procedures, or actions in outline form). Performance steps follow a logical progression and should be followed sequentially, unless otherwise stated. Normally, performance steps are listed only for 1000-level individual events (those that are taught in the entry-level MOS school). Listing performance steps is optional if the steps are already specified in a published reference.

R

Readiness. (DoD) Readiness is the ability of U.S. military forces to fight and meet the demands of the national military strategy. Readiness is the synthesis of two distinct but interrelated levels: (a) Unit readiness--The ability to provide capabilities required by combatant commanders to execute assigned missions. This is derived from the ability of each unit to deliver the outputs for which it was designed. (b) Joint readiness--The combatant commander's ability to integrate and synchronize ready combat and support forces to execute assigned missions.

S

Section Skill Tasks. Section skills are those competencies directly related to unit functioning. They are group rather than individual in nature, and require participation by a section (S-1, S-2, S-3, etc).

T

Training Task. This describes a direct training activity that pertains to an individual Marine. A task is composed of 3 major components: a description of what is to be done, a condition, and a standard.

U

Unit CRP. Unit CRP is a percentage of the E-coded collective events that support the unit METL accomplished by the unit. Unit CRP is the average of all MET CRP.

W

Waived Event. An event that is waived by a commanding officer when in his or her judgment, previous experience or related performance satisfies the requirement of a particular event.

RECON T&R MANUAL

APPENDIX C

AMMUNITION REQUIREMENTS

The below chart depicts the total annual ammunition allotted to train to standard on every task.

DODIC	NOMEN	
A011	CTG, 12 GAGE SHOTGUN 00 BUCKSHOT	69,830
A017	CTG, 12 GAGE #9 SHOT	
A023	CTG, 12 GAGE 1 OZ SLUG	15,180
A024	CTG, 12 GAGE MK246 MOD0	
A059	CTG, 5.56MM BALL F/M16A2	2,340,368
A062	CTG, 5.56MM BALL LKD F/SAW	436,064
A063	CTG, 5.56MM TR F/M16A2	-
A064	CTG, 5.56MM BALL TR 4/1 F/SAW	480
A075	CTG, 5.56MM BLANK LKD F/SAW	100,000
A080	CTG, 5.56MM BLK F M16A1/A2	192,500
A111	CTG, 7.62MM BLNK M82 LNKD	68,250
A112	CTG, 7.62MM BLNK CTN F/M14	-
A131	CTG, 7.62MM 4 BALL M80/1TRCR M62 LKD	934,552
A135	7.62MM M63, DDI (SINGLE ROUND)	-
A143	CTG, 7.62MM BALL M80 LINKED	-
A358	CTG, 9MM PRACT AT-4	5,497
A363	CTG, 9MM BALL PISTOL (NEW)	870,984
A475	CTG, .45 CAL BALL M1911	

		694,895
A483	CTG, .45 CAL MATCH	-
A555	CTG, .50 CAL BALL M33	-
A560	CTG, .50 CAL DUMMY M2 (NOT LINKED)	100
A576	CTG, .50 CAL LKD 4 API/API-T F/M2	388,416
A598	CTG, .50 CAL BLNK F/M2 (MILES)	-
A606	CTG, .50 CAL API MK 211-0	4,590
AA11	CTG, 7.62MM M118 L RANGE	26,820
AA12	CTG, 9MM FX MARKING RED INK	121,440
AA21	CTG, 9MM FX MARKING BLUE INK	303,600
AA33	CTG, 5.56MM BALL COM PACK	-
AA40	CTG, 5.56MM JACKETED FRANGIBLE	-
AA49	CTG, 9MM BALL M882 COM PAK	-
AA54	CTG, 12 GAGE BREACHING RD	15,180
AA60	CTG, 12 GAGE SHOTGUN	69,830
AA91	CTG, 5.56MM MARKING BLUE	-
AA92	CTG, 5.56MM RED MARKING	-
AB05	CTG, 5.56MM BLUE FX MARKING	303,600
AB06	CTG, 5.56MM RED FX MARKING MK 303	121,440
AX14	12 GAGE PRIMERS	19,010
B472	CTG, 40MM M25 F/L60, DDI	100
B504	CTG, 40MM GRN STAR PARA	330
B505	CTG, 40MM RED STAR PARA	330
B506	CTG, 40MM RED SMK MRKR	

		330
B508	CTG, 40MM GRN SMK MRKR	936
B509	CTG, 40MM YEL SMK MRKR	936
B519	CTG, 40MM PRAC M781	576
B535	CTG, 40MM WHITE STAR PARA	330
B542	CTG, 40MM HEPD M430/M430A1 LKD (MK 19)	62,350
B546	CTG, 40MM HEDP LOWVEL LCHD	29,883
B584	CTG, 40MM TP M918 (MK 19)	-
B643	CTG, 60MM HE M888 W/M935 FZ	-
B647	CTG, 60MM ILLUM M721	-
BA12	CTG, 40MM PRACT MK 281 MOD 0	-
BA21	CTG, 40MM PRAC	-
BA35	CTG, 40MM PRAC LOW VELOCITY	1,320
C869	CTG, 81MM HE M889	8,465
C871	CTG, 81MM ILLUM M853 (IUK)	3,637
C995	CTG, 84MM & LNCHR M136 (AT-4)	271
G811	BODY, HG PRAC M69 F/ USE W/ M228 FUZE	48
G878	FUZE, M228 F/G811	5,166
G881	HG, FRAGMENTATION M67	1,665
G900	HG, INC AN-M14	330
G924	HG, CS M25A2	330
G940	HG, SMK GRN M18 (MILES)	1,100
G945	HG, SMK YEL	1,116
G950	HG, SMK RED	

		420
G963	HG, RIOT CS M7	690
G982	HG, SMK TNG M83	3,177
GG20	HG, STUN	18,853
HA21	ROCKET, 21MM SUB-CALIBER, M72AS	-
HA29	RKT, 66MM HE M72A7 (LAW)	-
J007	MINE, APERS-T M18A1 w/Accessories	648
K143	MINE, AP M18A1 W/FIRING DEVICE	-
K765	RIOT CNTRL AGENT CS CAPSULE	-
L305	SIG, ILLUM GS PARA M195	558
L306	SIG, ILLUM RS CLUSTER M158A1	330
L307	SIG, ILLUM WS CLUSTER M159	558
L311	SIG, ILLUM RED PARA M126A1	660
L312	SIG, ILLUM WS PARA M127A1	558
L314	SIG, ILLUM GRN STAR M125A1	558
L324	SIG, SMK GRN PARA M128	-
L495	FLARE, SURFACE TRIP M49A1	1,320
L594	SIM, PROJ GRND BURST M115A2	1,260
L598	SIM, BOOBYTRAP FLASH M117	-
L599	SIM, BOOBYTRAP ILLUM M118	-
M028	DEMO KIT, BANGALORE TORP M1A2	-
M030	CHG, DEMO BLK 1/4LB TNT	3,300
M032	CHG, DEMO BLK 1LB TNT	2,608
M130	CAP, BLST ELEC M6	

		2,608
M131	CAP, BLST NON-ELEC M7	2,123
M456	CORD, DET TYPE-1	36,682
M670	FUZE, BLST TIME M700 (U/I FT)	6,801
M757	CHG, ASSY DEMO KIT M183 C4 16x1-1/4LB	68
M980	CHG, DEMO SHEET ROLL 38FT PETN NEW/FT	3,170
M981	CHG, DEMO SHEET ROLL 25FT PETN NEW/FT	4,226
ML03	FRNG DEV, DEMO M142	5,280
MM30	CHG, DEMO FLEX LIN H-6 MK140-0	10,560
MM42	CHARGE, DEMO	12,673
MM44	CHARGE, DEMO	3,170
MM56	DET, NON-ELEC MK123-0	-
MN08	IGNITER, BLST TIME FUSE M81	1,587
MN52	DET, NON-ELEC W/INITIATOR, MK 154 100FT	8,450
MN79	DEMO KIT, ANTI-PERS OBSTL BREECH SYS MK7-1 (APOBS)	-
MU40	CORD DETONATINGR.	1,057

RECON T&R MANUAL

APPENDIX D

SIMULATION

1. Listed in this appendix are applicable simulations available to improve training for both individual Marines and unit training under the Marine Corps Common Skills Program.

2. **Deployable Virtual Training Environment (DVTE)** is a first person skills sustainment trainer that can be used to train Marines from the individual to the battalion staff by using a simulation network with reconfigurable workstations capable of emulating a vast array of training scenarios. DVTE is made up of two components; the first is the Infantry Tool Kit (ITK) which contains several Tactical Decision-making Simulations (TDS). The other half of DVTE is the Combined Arms Network (CAN). DVTE is currently being fielding down to the regimental and MEU level. These suites will be maintained at the regimental level for use by subordinate units. Support for the training and hardware for DVTE will be accomplished locally at each MEF by a DVTE team from the MEF Sim Center. Below is a list of the DVTE applications that support the identified T&R standards.

3. **Close Combat Marines (CCM)** is a real-time strategy TDS that teaches tactics at the squad, platoon, and company levels. The target audience is Non-Commissioned Officers (NCOs), Staff NCOs, and junior officers. It is designed to supplement field exercises, allowing instructors to create their own scenarios. Available for download at www.usmc-tds-msc.com.

4. **Virtual Battlefield System 1/2 (VBS1/VBS2)** is designed as an interactive, three-dimensional synthetic environment in which small unit tactics may be practiced among team members. Photo-realistic terrain, user-definable mission scenarios, and variable environmental conditions enhance the team training experience. VBS1/VBS2 provides the ability to operate a myriad of land, sea, and air vehicles across large outdoor terrains and allows free-play within scenario based training missions.

5. **Recognition of Combatants - Improvised Explosive Device (ROC-IED)** is a computer based training tool designed to improve awareness and recognition of IEDs.

6. **Indoor Simulated Marksmanship Trainer (ISMT)** is an interactive weapons simulator that provides enhanced marksmanship, weapons employment, and tactical decision making training for a variety of small arms and crew served weapons. It consists of demilitarized infantry weapons that are instrumented with lasers to enable engagement in various video and computer generated scenarios. The ISMT has the capability of training with actual optics being fielded currently by the Marine Corps.

7. **Combat Convoy Simulator (CCS)** is a mobile simulation system where six manned M1114 high mobility multi-purpose wheeled vehicle (HMMWV)/MTRV virtual simulators are networked for real-time, fully interactive collective training at the convoy level while embedded into a computer generated environment. A

CCS suite provides training to individual, crew, and platoon personnel (up to 30 individuals at a time) covering the skills and knowledge of crew through platoon level doctrine for the implementation of combat convoy operations. Each HMMWV/MTVR crew is required to communicate, maintain situational awareness, and acquire targets while moving at realistic highway speeds in the convoy virtual environment. Additionally, a CCS suite provides Marines with the capability to identify, engage, and destroy the enemy "on the move" in an ambush scenario, while reinforcing the driver disciplines required for successful convoy operations. For more information on scheduling training with CCS, contact the local simcenter.

8. For more information on current simulations, please check the TECOM website at <http://www.tecom.usmc.mil> or <https://www.intranet.tecom.usmc.mil/sites/techdiv/>.

RECON T&R MANUAL

APPENDIX E

BILLET DESCRIPTION/CORE CAPABILITIES

0307 BILLET DESCRIPTIONS/CORE CAPABILITIES

CAREER PROGRESSION PHILOSOPHY

The Expeditionary Ground Reconnaissance Officer will complete the Infantry Officers Course (IOC) at Quantico, VA. Upon graduation, he will continue 1000-Level training at the Basic Reconnaissance Course (BRC), Advanced Infantry Training Battalion (AITB), School of Infantry-West (SOI-W). The Expeditionary Ground Reconnaissance Officer will conduct sustainment training as a member of a reconnaissance platoon or in a variety of billets within a Reconnaissance Battalion or Force Reconnaissance Company.

Prior to assuming the duties of Platoon Commander, the Expeditionary Ground Reconnaissance Officer should attend Level 2500 training at the Reconnaissance Unit Leaders Course (RULC), AITB, SOI-W. Advanced training for the Expeditionary Ground Reconnaissance Officer continues with the completion of Career, Intermediate, and Advanced Level Professional Military Education (PME), available through resident, seminar and distance learning courses.

BILLET: Recon Platoon Commander

The Recon Platoon Commander is in command of the platoon and operates as a part of the reconnaissance platoon headquarters. He is responsible for the planning and directing of the deployment and tactical employment of the reconnaissance platoon. The Recon Platoon Commander evaluates intelligence; estimates the operational situation; and formulates, coordinates, and executes appropriate plans for ground reconnaissance, amphibious reconnaissance, specialized raids, battlespace shaping, and specialized insertion and extraction. The Recon Platoon Commander billet is held by a First Lieutenant.

Core Capabilities:

1. Carries out orders of Company Commander or supported commander.
2. Trains the platoon in the performance of tasks (METs) that support operational objectives.
3. Responsible for the discipline, morale, combat conditioning and welfare of his unit.
4. Responsible for the professional development, combat conditioning, and personal well being of all platoon members.
5. Receives recommendations from the Team Leaders, Recon Operations/Logistics NCO, and Platoon Sergeant for operational, logistical, maintenance, and personnel planning and execution.
6. Integrates Ground Reconnaissance into the Marine Corps Intelligence, Surveillance, Reconnaissance Enterprise (MCISR-E) concept of operations.

7. Advises the supported commander on the capabilities and limitations of Ground Reconnaissance Forces.
8. Advises the Supported Commander on tactical and operational employment of the platoon.
9. Develops and issues the 5-paragraph operations order to support accomplishment of the platoon's tactical mission.
10. Conducts coordination and briefing of MAGTF GCE commander and staff up to the division level.
11. Prepares platoon reports and briefs.
12. Adept at briefing all aspects of assigned missions/tasks.
13. Supervises the actions of all personnel within the Reconnaissance Operations Center (ROC).
14. Leads the platoon in tactical operations.
15. Overall responsible for accomplishment of assigned mission tasks.
16. Proficient in proper combat reporting procedures.
17. Ensures all platoon members are proficient in their specific reconnaissance tasks.
18. Ensures that all platoon members are cross trained in the duties and responsibilities of the other platoon members.
19. Proficient in all ground reconnaissance, amphibious reconnaissance, battlespace shaping, and specialized raid skills.
20. Capable of performing reconnaissance operations in any environment.
21. Proficient in nautical and land navigation skills.
22. Proficient in placement of remote sensors.
23. Proficient in foreign weapons and equipment identification.
24. Proficient with all weapon systems organic to a reconnaissance platoon.
25. Proficient with all communications equipment organic to a reconnaissance platoon.
26. Plans and coordinates for platoon supporting arms requirements, to include artillery, mortars, NGF, and fixed and rotary wing CAS.
27. Proficient in directing supporting arms, to include artillery, mortars, NGF, and fixed and rotary wing CAS.
28. Proficient in Special Insertion and Extraction Operations, to include static line and military free fall parachuting, surface swimming, HRST, helocast, small boat operations, and combat diver operations.
29. Qualified as a Jumpmaster, HRST Master, Cast Master, and Dive Supervisor.

BILLET: Force Recon Platoon Commander

The Force Recon Platoon Commander is in command of the platoon and operates as a part of the Force reconnaissance platoon headquarters. He is responsible for the planning and directing of the deployment and tactical employment of the Force reconnaissance platoon. The Force Recon Platoon Commander evaluates intelligence; estimates the operational situation; and formulates, coordinates, and executes appropriate plans for ground reconnaissance, amphibious reconnaissance, specialized raids, battlespace shaping, and specialized insertion and extraction. The Force Recon Platoon Commander billet is held by a Captain.

Core Capabilities:

1. Carries out orders of Company Commander or supported commander.

2. Trains the platoon in the performance of tasks (METs) that support operational objectives (METLs).
3. Responsible for the discipline, morale, combat conditioning and welfare of his unit.
4. Responsible for the professional development, combat conditioning, and personal well being of all platoon members.
5. Receives recommendations from the Team Leaders, Recon Operations/ Logistics NCO, and Platoon Sergeant for operational, logistical, maintenance, and personnel planning and execution.
6. Integrates Ground Reconnaissance into the Marine Corps Intelligence, Surveillance, Reconnaissance Enterprise (MCISR-E) concept of operations.
7. Advises the supported commander on the capabilities and limitations of Ground Reconnaissance Forces.
8. Advises the Supported Commander on tactical and operational employment of the platoon.
9. Develops and issues the 5-paragraph operations order to support accomplishment of the platoon's tactical mission.
10. Conducts coordination and briefing of the MEF, MARFOR, or Geographic Combatant Commander and staff.
11. Prepares platoon reports and briefs.
12. Adept at briefing all aspects of assigned missions/tasks.
13. Supervises the actions of all personnel within the Reconnaissance Operations Center (ROC).
14. Leads the platoon in tactical operations.
15. Capable of integration with theater Special Operations Forces.
16. Overall responsible for accomplishment of assigned mission tasks.
17. Proficient in proper combat reporting procedures.
18. Ensures all platoon members are proficient in their specific reconnaissance tasks.
19. Ensures that all platoon members are cross trained in the duties and responsibilities of the other platoon members.
20. Proficient in all ground reconnaissance, amphibious reconnaissance, battlespace shaping, and specialized raid skills.
21. Capable of performing reconnaissance operations in any environment.
22. Proficient in nautical and land navigation skills.
23. Proficient in placement of remote sensors.
24. Proficient in foreign weapons and equipment identification.
25. Proficient with all weapon systems organic to a reconnaissance platoon.
26. Proficient with all communications equipment organic to a reconnaissance platoon.
27. Plans and coordinates for platoon supporting arms requirements, to include artillery, mortars, NGF, and fixed and rotary wing CAS.
28. Proficient in directing supporting arms, to include artillery, mortars, NGF, and fixed and rotary wing CAS.
29. Proficient in Special Insertion and Extraction Operations, to include static line and military free fall parachuting, surface swimming, HRST, helocast, small boat operations, and combat diver operations.
30. Qualified as a Jumpmaster, HRST Master, Cast Master, and Dive Supervisor.

BILLET: Recon Company Executive Officer

The Recon Company Executive Officer operates as a part of the reconnaissance company headquarters. He is responsible for assisting the Recon Company

Commander with the planning and directing of the deployment and tactical employment of the company's reconnaissance platoons. He ensures each MET of the Company Commander's METLs is trained to standard in a safe manner. As an Expeditionary Ground Reconnaissance Officer, the XO evaluates intelligence; estimates the operational situation; and assists in formulating, coordinating, and supervising the execution of appropriate plans for ground reconnaissance, amphibious reconnaissance, specialized raids, battlespace shaping, and specialized insertion and extraction. He is responsible for the administrative and logistical requirements of the company. The XO serves as the Company Commander in his absence and acts as a platoon commander for all company headquarters personnel. The Recon Company Executive Officer billet is held by a First Lieutenant.

Core Capabilities:

1. Assumes command in the absence of the Company Commander.
2. Receives recommendations from the Platoon Sergeants and Platoon Commanders for operational, logistical, maintenance, and personnel planning and execution of company operations.
3. Integrates Ground Reconnaissance into the Marine Corps Intelligence, Surveillance, Reconnaissance Enterprise (MCISR-E) concept of operations.
4. Advises the Company Commander on the capabilities and limitations of Ground Reconnaissance Forces.
5. Advises the Company Commander on tactical and operational employment of the company's platoons.
6. Assist in developing and issuing the 5-paragraph operations order to support accomplishment of the company's tactical mission.
7. Conducts coordination and briefing of the Recon Battalion, MAGTF GCE commander and staff up to the division level.
8. Supervises and controls the company's CMR.
9. Prepares company reports and briefs.
10. Adept at briefing all aspects of assigned missions/tasks.
11. Perform duties as Watch Officer in the Reconnaissance Operations Center (ROC).
12. Proficient in proper combat reporting procedures.
13. Ensures all headquarters company members are proficient in their specific tasks and duties.
14. Ensures that all headquarters company members are cross trained in the duties and responsibilities of the other headquarters company members.
15. Proficient in all ground reconnaissance, amphibious reconnaissance, battlespace shaping, and specialized raid skills.
16. Capable of performing reconnaissance operations in any environment.
17. Proficient in foreign weapons and equipment identification.
18. Proficient with all weapon systems organic to a reconnaissance company.
19. Proficient with all communications equipment organic to a reconnaissance company.
20. Plans and coordinates for company supporting arms requirements, to include artillery, mortars, NGF, and fixed and rotary wing CAS.
21. Proficient in directing supporting arms, to include artillery, mortars, NGF, and fixed and rotary wing CAS.
22. Proficient in Special Insertion and Extraction Operations, to include static line and military free fall parachuting, surface swimming, HRST, helocast, small boat operations, and combat diver operations.

23. Qualified as a Jumpmaster, HRST Master, Cast Master, and Dive Supervisor.

BILLET: Force Recon Company Executive Officer

The Force Recon Company Executive Officer operates as a part of the reconnaissance company headquarters. He is responsible for assisting the Force Recon Company Commander with the planning and directing of the deployment and tactical employment of the company's Force reconnaissance platoons. He ensures each MET of the Company Commander's METLs is trained to standard in a safe manner. As an Expeditionary Ground Reconnaissance Officer, the XO evaluates intelligence; estimates the operational situation; and assists in formulating, coordinating, and supervising the execution of appropriate plans for ground reconnaissance, amphibious reconnaissance, specialized raids, battlespace shaping, and specialized insertion and extraction. He is responsible for the administrative and logistical requirements of the company. The XO serves as the Company Commander in his absence and acts as a platoon commander for all company headquarters personnel. The Force Recon Company Executive Officer billet is held by a Captain.

Core Capabilities:

1. Assumes command in the absence of the Company Commander.
2. Receives recommendations from the Platoon Sergeants and Platoon Commanders for operational, logistical, maintenance, and personnel planning and execution of company operations.
3. Integrates Ground Reconnaissance into the Marine Corps Intelligence, Surveillance, Reconnaissance Enterprise (MCISR-E) concept of operations.
4. Advises the Company Commander on the capabilities and limitations of Ground Reconnaissance Forces.
5. Advises the Company Commander on tactical and operational employment of the company's platoons.
6. Assist in developing and issuing the 5-paragraph operations order to support accomplishment of the company's tactical mission.
7. Conducts coordination and briefing of the Recon Battalion, MEF, MARFOR, or Geographic Combatant Commander and staff.
8. Supervises and controls the Force Recon Company's CMR and funding (budget).
9. Prepares company reports and briefs.
10. Adept at briefing all aspects of assigned missions/tasks.
11. Perform duties as Watch Officer in the Reconnaissance Operations Center (ROC).
12. Proficient in proper combat reporting procedures.
13. Ensures all headquarters company members are proficient in their specific tasks and duties.
14. Ensures that all headquarters company members are cross trained in the duties and responsibilities of the other headquarters company members.
15. Proficient in all ground reconnaissance, amphibious reconnaissance, battlespace shaping, and specialized raid skills.
16. Capable of performing reconnaissance operations in any environment.
17. Capable of integration with theater Special Operations Forces.
18. Proficient in foreign weapons and equipment identification.

19. Proficient with all weapon systems organic to a reconnaissance company.
20. Proficient with all communications equipment organic to a reconnaissance company.
21. Plans and coordinates for company supporting arms requirements, to include artillery, mortars, NGF, and fixed and rotary wing CAS.
22. Proficient in directing supporting arms, to include artillery, mortars, NGF, and fixed and rotary wing CAS.
23. Proficient in Special Insertion and Extraction Operations, to include static line and military free fall parachuting, surface swimming, HRST, helocast, small boat operations, and combat diver operations.
24. Qualified as a Jumpmaster, HRST Master, Cast Master, and Dive Supervisor.

BILLET: Recon Company Commander

The Recon Company Commander is in command of the reconnaissance company. He is responsible to the Battalion Commander for the planning and directing of the deployment and tactical employment of the recon company. He is responsible for training his company in each MET assigned to his METL to standard and in a safe manner. As an Expeditionary Ground Reconnaissance Officer, the CO evaluates intelligence; estimates the operational situation; and assists in formulating, coordinating, and directing the execution of appropriate plans for ground reconnaissance, amphibious reconnaissance, specialized raids, battlespace shaping, and specialized insertion and extraction. He is responsible for the discipline, morale, and welfare of the company. The CO is responsible for equipment and material readiness of his company. The Recon Company Commander billet is held by a Captain.

1. Trains the company in the performance of tasks that support battalion operational objectives and company METs.
2. Maintains the welfare and discipline of the company.
3. Receives recommendations from the Company Operations Chief, 1st Sergeant, and Executive Officer for operational, logistical, maintenance, and personnel planning and execution of company operations.
4. Integrates Ground Reconnaissance into the Marine Corps Intelligence, Surveillance, Reconnaissance Enterprise (MCISR-E) concept of operations.
5. Advises the Battalion Operations Officer and/or Supported Commander on the capabilities and limitations of Ground Reconnaissance Forces.
6. Advises the Battalion Operations Officer and/or Supported Commander on tactical and operational employment of the company's platoons.
7. Develops and issues the 5-paragraph operations order to support accomplishment of the company's tactical mission.
8. Conducts coordination and briefing of the Recon Battalion, MAGTF GCE commander and staff up to the division level.
9. Controls the company's CMR.
10. Prepares company reports and briefs.
11. Adept at briefing all aspects of assigned missions/tasks.
12. Coordinates and supervises the set-up and displacement of the Company Reconnaissance Operations Center (ROC).
13. Supervises the actions of all personnel within the (ROC).
14. Supervises the use of Automated Data Processing (ADP) equipment and software within the ROC.

15. Manages the flow of information within the (ROC) through available C4I systems.
 16. Supervises preparation of the reconnaissance operational journal and journal file.
 17. Supervises the control, dissemination, and destruction of classified information within the (ROC).
 18. Directs and supervises the training of watch officers.
 19. Proficient in proper combat reporting procedures.
 20. Ensures all Marines are proficient in their specific tasks and duties.
 21. Ensures that all Marines are cross trained in the duties and responsibilities of the other Marines.
 22. Proficient in all ground reconnaissance, amphibious reconnaissance, battlespace shaping, and specialized raid skills.
 23. Capable of performing reconnaissance operations in any environment.
 24. Leads the company in tactical operations.
 25. Proficient in foreign weapons and equipment identification.
 26. Proficient with all weapon systems organic to a reconnaissance company.
 27. Proficient with all communications equipment organic to a reconnaissance company.
 28. Plans and coordinates for company supporting arms requirements, to include artillery, mortars, NGF, and fixed and rotary wing CAS.
 29. Proficient in directing supporting arms, to include artillery, mortars, NGF, and fixed and rotary wing CAS.
 30. Proficient in Special Insertion and Extraction Operations, to include static line and military free fall parachuting, surface swimming, HRST, helocast, small boat operations, and combat diver operations.
 31. Qualified as a Jumpmaster, HRST Master, Cast Master, and Dive Supervisor.
-

BILLET: Force Recon Company Commander

The Force Recon Company Commander is in command of the Force Reconnaissance Company. He is responsible to the MEF Commanding General for the planning and directing of the deployment and tactical employment of the Force recon company. He is responsible for training his company in each MET assigned to his METL to standard and in a safe manner. As an Expeditionary Ground Reconnaissance Officer, the CO evaluates intelligence; estimates the operational situation; and assists in formulating, coordinating, and directing the execution of appropriate plans for ground reconnaissance, amphibious reconnaissance, specialized raids, battlespace shaping, and specialized insertion and extraction. He is responsible for the discipline, morale, and welfare of the company. The CO is responsible for equipment and material readiness of his company. The Force Recon Company Commander billet is held by a Major.

1. Trains the company in the performance of tasks that support MEF operational objectives and company METs.
2. Maintains the welfare and discipline of the company.
3. Receives recommendations from the Company Operations Chief, 1st Sergeant, and Executive Officer for operational, logistical, maintenance, and personnel planning and execution of company operations.
4. Integrates Ground Reconnaissance into the Marine Corps Intelligence, Surveillance, Reconnaissance Enterprise (MCISR-E) concept of operations.

5. Advises the MEF Operations Officer and/or Supported Commander on the capabilities and limitations of Ground Reconnaissance Forces.
6. Advises the MEF Operations Officer and/or Supported Commander on tactical and operational employment of the company's platoons.
7. Develops and issues the 5-paragraph operations order to support accomplishment of the company's tactical mission.
8. Conducts coordination and briefing of the Recon Battalion, MEF, MARFOR, or Geographic Combatant Commander and staff.
9. Controls the company's CMR and funding (budget).
10. Prepares company reports and briefs.
11. Adept at briefing all aspects of assigned missions/tasks.
12. Coordinates and supervises the set-up and displacement of the Company Reconnaissance Operations Center (ROC).
13. Supervises the actions of all personnel within the (ROC).
14. Supervises the use of Automated Data Processing (ADP) equipment and software within the ROC.
15. Manages the flow of information within the (ROC) through available C4I systems.
16. Supervises preparation of the reconnaissance operational journal and journal file.
17. Supervises the control, dissemination, and destruction of classified information within the (ROC).
18. Directs and supervises the training of watch officers.
19. Proficient in proper combat reporting procedures.
20. Ensures all Marines are proficient in their specific tasks and duties.
21. Ensures that all Marines are cross trained in the duties and responsibilities of the other Marines.
22. Proficient in all ground reconnaissance, amphibious reconnaissance, battlespace shaping, and specialized raid skills.
23. Capable of performing reconnaissance operations in any environment.
24. Leads the company in tactical operations.
25. Capable of integration with theater Special Operations Forces.
26. Proficient in foreign weapons and equipment identification.
27. Proficient with all weapon systems organic to a reconnaissance company.
28. Proficient with all communications equipment organic to a reconnaissance company.
29. Plans and coordinates for company supporting arms requirements, to include artillery, mortars, NGF, and fixed and rotary wing CAS.
30. Proficient in directing supporting arms, to include artillery, mortars, NGF, and fixed and rotary wing CAS.
31. Proficient in Special Insertion and Extraction Operations, to include static line and military free fall parachuting, surface swimming, HRST, helocast, small boat operations, and combat diver operations.
32. Qualified as a Jumpmaster, HRST Master, Cast Master, and Dive Supervisor.

BILLET: Recon Battalion Operations Officer

The Recon Battalion Operations Officer is in charge of the operations section. He is responsible to the Battalion Commander for the planning and directing of the deployment and tactical employment of the Recon Battalion. He is responsible for training the battalion in each MET assigned to the battalion's METL to standard and in a safe manner. As an Expeditionary

Ground Reconnaissance Officer, the Operations Officer evaluates intelligence; estimates the operational situation; and assists in formulating, coordinating, and directing the execution of appropriate plans for ground reconnaissance, amphibious reconnaissance, specialized raids, battlespace shaping, and specialized insertion and extraction. He is responsible for running the day-to-day operations of the unit. He employs the battalion to achieve the commander's intent. The Recon Battalion Operations Officer billet is held by a Major.

1. Assumes staff responsibility for organization, training, and tactical operations of the Recon Battalion.
2. Receives recommendations from the Company Commanders, Battalion Training Chief, and Battalion Operations Chief for operational and logistical planning and execution of battalion operations.
3. Integrates Ground Reconnaissance into the Marine Corps Intelligence, Surveillance, Reconnaissance Enterprise (MCISR-E) concept of operations.
4. Advises the Battalion Commander and/or Supported Commander on the capabilities and limitations of Ground Reconnaissance Forces.
5. Advises the Battalion Commander and/or Supported Commander on tactical and operational employment of the company's platoons.
6. Responsible for planning, coordinating, and supervising tactical employment of units.
7. Responsible for determining priorities for allocation of personnel, weapons, equipment, and ammunition.
8. Conducts coordination and briefing of the Recon Battalion, MAGTF GCE commander and staff up to the MEF level.
9. Prepares battalion reports and briefs.
10. Adept at briefing all aspects of assigned missions/tasks.
11. Coordinates and supervises the set-up and displacement of the Battalion Reconnaissance Operations Center (ROC).
12. Supervises the actions of all personnel within the (ROC).
13. Supervises the use of Automated Data Processing (ADP) equipment and software within the ROC.
14. Manages the flow of information within the (ROC) through available C4I systems.
15. Supervises preparation of the reconnaissance operational journal and journal file.
16. Supervises the control, dissemination, and destruction of classified information within the (ROC).
17. Directs and supervises the training of watch officers.
18. Proficient in proper combat reporting procedures.
19. Ensures all operations section Marines are proficient in their specific tasks and duties.
20. Ensures that all operations section Marines are cross trained in the duties and responsibilities of the other operations section Marines
21. Proficient in all ground reconnaissance, amphibious reconnaissance, battlespace shaping, and specialized raid skills.
22. Capable of performing reconnaissance operations in any environment.
23. Capable of integration with theater Special Operations Forces.
24. Proficient in foreign weapons and equipment identification.
25. Proficient with all weapon systems organic to a reconnaissance battalion.
26. Proficient with all communications equipment organic to a reconnaissance battalion.

27. Responsible for integrating fires and maneuver to support accomplishment of the battalion tactical mission.
 28. Proficient in directing supporting arms, to include artillery, mortars, NGF, and fixed and rotary wing CAS.
 29. Proficient in Special Insertion and Extraction Operations, to include static line and military free fall parachuting, surface swimming, HRST, helocast, small boat operations, and combat diver operations.
 30. Qualified as a Jumpmaster, HRST Master, Cast Master, and Dive Supervisor.
-

BILLET: Recon Battalion Executive Officer

The Recon Battalion Executive Officer is in charge of the reconnaissance battalion headquarters. He is responsible for assisting the Recon Battalion Commander with the planning and directing of the deployment and tactical employment of the reconnaissance battalion. As an Expeditionary Ground Reconnaissance Officer, the XO evaluates intelligence; estimates the operational situation; and assists in formulating, coordinating, and supervising the execution of appropriate plans for ground reconnaissance, amphibious reconnaissance, specialized raids, battlespace shaping, and specialized insertion and extraction. He is responsible for overseeing the administrative and logistical requirements of the battalion. The XO serves in the role of Commander in his absence. The Recon Battalion Executive Officer billet is held by a Major.

Core Capabilities:

1. Assumes command in the absence of the Battalion Commander.
2. Receives recommendations from the Company Commanders, Battalion Training Chief, Battalion Operations Chief, and Battalion Sergeant Major for maintenance and personnel planning and execution of battalion operations.
3. Integrates Ground Reconnaissance into the Marine Corps Intelligence, Surveillance, Reconnaissance Enterprise (MCISR-E) concept of operations.
4. Advises the Battalion Commander on the capabilities and limitations of Ground Reconnaissance Forces.
5. Coordinates all action of the battalion staff.
6. Supervises the staff planning process.
7. Conducts coordination and briefing of the Recon Battalion, MAGTF GCE commander and staff up to the MEF level.
8. Supervises and controls the battalion's CMR and funding (budget).
9. Ensures battalion reports are made as required to higher and adjacent commanders.
10. Maintains awareness of all information flow to higher and adjacent Commanders.
11. Adept at briefing all aspects of assigned missions/tasks.
12. Supervises operation of the main echelon.
13. Supervises planning of future operations.
14. Proficient in all ground reconnaissance, amphibious reconnaissance, battlespace shaping, and specialized raid skills.
15. Capable of performing reconnaissance operations in any environment.
16. Capable of integration with theater Special Operations Forces.
17. Proficient in foreign weapons and equipment identification.

18. Proficient with all weapon systems organic to a reconnaissance battalion.
 19. Proficient with all communications equipment organic to a reconnaissance battalion.
 20. Proficient in directing supporting arms, to include artillery, mortars, NGF, and fixed and rotary wing CAS.
 21. Proficient in Special Insertion and Extraction Operations, to include static line and military free fall parachuting, surface swimming, HRST, helocast, small boat operations, and combat diver operations.
 22. Qualified as a Jumpmaster, HRST Master, Cast Master, and Dive Supervisor.
-

BILLET: Recon Battalion Commander

The Recon Battalion Commander is in command of the reconnaissance battalion. He is responsible to the Division Commanding General for the planning and directing of the deployment and tactical employment of the reconnaissance battalion. He is responsible for training his battalion in each MET assigned to his METL to standard and in a safe manner. As an Expeditionary Ground Reconnaissance Officer, the CO evaluates intelligence; estimates the operational situation; and assists in formulating, coordinating, and directing the execution of appropriate plans for ground reconnaissance, amphibious reconnaissance, specialized raids, battlespace shaping, and specialized insertion and extraction. He is responsible for the discipline, morale, fitness, and welfare of the battalion. The CO is responsible for equipment and material readiness of his battalion. The Recon Battalion Commander billet is held by a Lieutenant Colonel.

Core Capabilities:

1. Responsible for effective command and control of the battalion.
2. Disseminates guidance and intent to subordinate commanders.
3. Trains the battalion in the performance of tasks that support division operational objectives and battalion METs.
4. Maintains the welfare and discipline of the battalion.
5. Receives recommendations from the Battalion Sergeant Major, Battalion Operations Chief, Operations Officer, and Executive Officer for operational, logistical, maintenance, and personnel planning and execution of battalion operations.
6. Integrates Ground Reconnaissance into the Marine Corps Intelligence, Surveillance, Reconnaissance Enterprise (MCISR-E) concept of operations.
7. Advises the Division Operations Officer and/or Supported Commander on the capabilities and limitations of Ground Reconnaissance Forces.
8. Advises the Division Operations Officer and/or Supported Commander on tactical and operational employment of the battalion.
9. Develops and issues the 5-paragraph operations order to support accomplishment of the battalion's tactical mission.
10. Conducts coordination and briefing of the MAGTF GCE commander and staff up to the MEF level.
11. Adept at briefing all aspects of assigned missions/tasks.
12. Maintains awareness of all information flow to higher and adjacent Commanders.

13. Proficient in all ground reconnaissance, amphibious reconnaissance, battlespace shaping, and specialized raid skills.
14. Capable of performing reconnaissance operations in any environment.
15. Leads the battalion in tactical operations.
16. Capable of integration with theater Special Operations Forces.
17. Proficient in Special Insertion and Extraction Operations, to include static line and military free fall parachuting, surface swimming, HRST, helocast, small boat operations, and combat diver operations.
18. Qualified as a Jumpmaster, HRST Master, Cast Master, and Dive Supervisor.

0321 BILLET DESCRIPTIONS/CORE CAPABILITIES

CAREER PROGRESSION PHILOSOPHY

Upon completion of Level 1000 training at the Basic Reconnaissance Course (BRC), Advanced Infantry Training Battalion (AITB), School of Infantry-West (SOI-W), the Reconnaissance Man will conduct sustainment training as a member of a Reconnaissance team in a variety of billets within a Reconnaissance Battalion or Force Reconnaissance Company.

Prior to assuming the duties of Team Leader, the Reconnaissance Man should attend Level 2400 training at the Reconnaissance Team Leaders Course (RTLTC), AITB, SOI-W.

Prior to assuming the duties of Platoon Sergeant, the Reconnaissance Man should attend Level 2500 training at the Reconnaissance Unit Leaders Course (RULC), AITB, SOI-W. Advanced training for the Reconnaissance Man continues with the completion of Career, Intermediate, and Advanced Level Professional Military Education (PME), available through resident, seminar and distance learning courses.

BILLET: Recon Man

The Recon Man operates as part of a reconnaissance team. He is responsible for the care and condition, as well as the economical use of his assigned weapon. He is responsible for all essential equipment carried as part of a mission. He will perform additional responsibilities as assigned. The Recon Man billet is held by a Lance Corporal.

Core Capabilities:

1. Carries out orders of team leader.
2. Performs tasks required of a Recon Man in a reconnaissance team.
3. Develops the reconnaissance team's internal sustainment plan for Paragraph-4 in the team's patrol/operations order.
4. Advise the team leader on logistical requirements for mobile patrolling.
5. Proficient in construction of terrain models and creation of overlays in support of assigned mission.
6. Proficient in all ground reconnaissance, amphibious reconnaissance, battlespace shaping, and specialized raid skills.
7. Capable of performing reconnaissance operations in any environment.
8. Proficient in placement of remote sensors.
9. Proficient in foreign weapons and equipment identification.

10. Proficient with all weapon systems organic to a reconnaissance team.
 11. Proficient with all communications equipment organic to a reconnaissance team.
 12. Proficient in directing supporting arms, to include artillery, mortars, NGF, and fixed and rotary wing CAS.
 13. Proficient in Special Insertion and Extraction Operations, to include static line and military free fall parachuting, surface swimming, HRST, helocast, small boat operations, and combat diver operations.
 14. Qualified as a small boat coxswain for all craft used by the platoon.
 15. Licensed operator of vehicles organic to the unit.
-

BILLET: Recon Assistant Communicator

The Recon Assistant Communicator operates as part of a reconnaissance team. He is responsible to the Recon Communicator for all team communications and equipment maintenance. He is proficient in the use of field expedient antennas, long-range and clandestine communications techniques. He receives and is accountable for all radio cryptological equipment assigned to him. He will perform additional responsibilities as assigned. The Recon Assistant Communicator billet is held by a Lance Corporal.

Core Capabilities:

1. Carries out orders of team leader.
2. Performs tasks required of a Recon Assistant Communicator in a reconnaissance team.
3. Assist in the development of Paragraph-5 in the team's patrol/operations order.
4. Advises the Recon Communicator on the tactical employment of the team's communication assets.
5. Responsible for ensuring that the team adheres to the communications Standard Operating Procedures (SOP) and no-communications plans.
6. Responsible for all communications equipment utilized by a Reconnaissance team.
7. Responsible for communications equipment and cryptological equipment preparation.
8. Responsible for the employment of advanced long-range voice and data communications, to include HF/VHF/UHF/TACSAT/DAMA/MSIDS assets.
9. Proficient in all ground reconnaissance, amphibious reconnaissance, battlespace shaping, and specialized raid skills.
10. Capable of performing reconnaissance operations in any environment.
11. Proficient in placement of remote sensors.
12. Proficient in foreign weapons and equipment identification.
13. Proficient with all weapon systems organic to a reconnaissance team.
14. Proficient with all communications equipment organic to a reconnaissance team.
15. Proficient in directing supporting arms, to include artillery, mortars, NGF, and fixed and rotary wing CAS.
16. Proficient in Special Insertion and Extraction Operations, to include static line and military free fall parachuting, surface swimming, HRST, helocast, small boat operations, and combat diver operations.

17. Qualified as a small boat coxswain for all craft used by the platoon.
 18. Licensed operator of vehicles organic to the unit.
-

BILLET: Recon Pointman

The pointman operates as part of a reconnaissance team. He is proficient in nautical and land navigation skills. He is responsible for developing and navigating routes that allow the team to gain access to the operational environment without detection. He will perform additional responsibilities as assigned. The pointman billet is held by a Corporal.

Core Capabilities:

1. Carries out orders of team leader.
 2. Performs tasks required of a pointman in a reconnaissance team.
 3. Develops the reconnaissance team's Paragraph-1 in the team's patrol/operations order.
 4. Advise the team leader on environmental effects that will be encountered during the patrol.
 5. Proficient in construction of terrain models and creation of overlays in support of assigned mission.
 6. Responsible for the team's navigation during all phases of the operation.
 7. Proficient in all ground reconnaissance, amphibious reconnaissance, battlespace shaping, and specialized raid skills.
 8. Capable of performing reconnaissance operations in any environment.
 9. Proficient in placement of remote sensors.
 10. Proficient in foreign weapons and equipment identification.
 11. Proficient with all weapon systems organic to a reconnaissance team.
 12. Proficient with all communications equipment organic to a reconnaissance team.
 13. Proficient in directing supporting arms, to include artillery, mortars, NGF, and fixed and rotary wing CAS.
 14. Proficient in Special Insertion and Extraction Operations, to include static line and military free fall parachuting, surface swimming, HRST, helocast, small boat operations, and combat diver operations.
 15. Qualified as a small boat coxswain for all craft used by the platoon.
 16. Licensed operator of vehicles organic to the unit.
-

BILLET: Recon Communicator

The Recon Communicator serves as a member of a reconnaissance team. He is responsible for all team communications and equipment maintenance. He is proficient in the use of field expedient antennas, long-range and clandestine communications techniques. He receives and is accountable for all radio cryptological equipment assigned to the team. The Recon Communicator billet is held by a Corporal.

Core Capabilities:

1. Carries out orders of team leader.
2. Performs tasks required of a Recon Communicator in a reconnaissance team.

3. Develops the reconnaissance team's Paragraph-5 in the team's patrol/operations order.
4. Advises the team leader on the tactical employment of the team's communication assets.
5. Responsible for ensuring that the team adheres to the communications Standard Operating Procedures (SOP) and no-communications plans.
6. Responsible for all communications equipment utilized by a Reconnaissance team.
7. Responsible for communications equipment and cryptological equipment preparation.
8. Responsible for the employment of advanced long-range voice and data communications, to include HF/VHF/UHF/TACSAT/DAMA/MSIDS assets.
9. Proficient in all ground reconnaissance, amphibious reconnaissance, battlespace shaping, and specialized raid skills.
10. Capable of performing reconnaissance operations in any environment.
11. Proficient in placement of remote sensors.
12. Proficient in foreign weapons and equipment identification.
13. Proficient with all weapon systems organic to a reconnaissance team.
14. Proficient with all communications equipment organic to a reconnaissance team.
15. Proficient in directing supporting arms, to include artillery, mortars, NGF, and fixed and rotary wing CAS.
16. Proficient in Special Insertion and Extraction Operations, to include static line and military free fall parachuting, surface swimming, HRST, helocast, small boat operations, and combat diver operations.
17. Qualified as a small boat coxswain for all craft used by the platoon.
18. Licensed operator of vehicles organic to the unit.

BILLET: Assistant Recon Team Leader

The Assistant Recon Team Leader is responsible for assisting the reconnaissance team leader in the training, preparing, and equipping for armed combat as it relates to assigned recon missions/tasks. This includes but is not limited to mental and physical preparation, tactics, techniques, and procedures required to accomplish the assigned task. He assists in the control of every aspect of the equipment employment organic to the team's mission profile. The assistant team leader is prepared to assume the duties of the team leader in his absence. He is responsible to the team leader for the accurate and complete reporting of collected information and the conduct of the team. The Assistant Recon Team Leader billet is held by a Sergeant.

Core Capabilities:

1. Carries out orders of team leader.
2. Responsible for assisting in the professional development, combat conditioning, and personal well being of his team members.
3. Receives input from the Recon Man and develops the reconnaissance team's Paragraph-4 in the team's patrol/operations order.
4. Requisitions supplies, ammunition, ordinance, pyrotechnics, water and other mission essential gear as directed in the warning order.
5. Supervises the team member's in the execution of assigned tasks.
6. Adept at briefing all aspects of assigned missions/tasks.
7. Assist the team leader in supervision during all phases of the operation.

8. Advises the team leader on the tactical employment of the team.
 9. Ensures all team members are proficient in their specific reconnaissance tasks.
 10. Responsible for the overall security of the team.
 11. Proficient in all ground reconnaissance, amphibious reconnaissance, battlespace shaping, and specialized raid skills.
 12. Capable of performing reconnaissance operations in any environment.
 13. Proficient in placement of remote sensors.
 14. Proficient in foreign weapons and equipment identification.
 15. Proficient with all weapon systems organic to a reconnaissance team.
 16. Proficient with all communications equipment organic to a reconnaissance team.
 17. Proficient in directing supporting arms, to include artillery, mortars, NGF, and fixed and rotary wing CAS.
 18. Proficient in Special Insertion and Extraction Operations, to include static line and military free fall parachuting, surface swimming, HRST, helocast, small boat operations, and combat diver operations.
 19. Qualified as a Jumpmaster, HRST Master, Cast Master, and Dive Supervisor.
 20. Qualified as a small boat coxswain for all craft used by the platoon.
 21. Licensed operator of vehicles organic to the unit.
-

BILLET: Recon Team Leader

The Recon Team Leader is responsible for ensuring that his recon team is trained, prepared, and equipped for armed combat as it relates to assigned reconnaissance missions. This includes, but is not limited to mental and physical preparation, tactics, techniques, and procedures required to accomplish the assigned mission. He controls every aspect of the equipment employment organic to the team's mission profile. He is responsible to the Platoon Commander for the accurate and complete reporting of collected information and the conduct of his team. The Recon Team Leader billet is held by a Sergeant.

Core Capabilities:

1. Carries out orders of Platoon Commander.
2. Responsible for the professional development, combat conditioning, and personal well being of his team members.
3. Advises the supported commander on the capabilities and limitations of Ground Reconnaissance Forces.
4. Advises the platoon commander on tactical and operational employment of the team.
5. Prepares and supervises issue of the team's warning order and mission order, conducts rehearsals, inspections, and insertion/extraction for his team.
6. Conducts coordination and briefing of MAGTF GCE commander and staff up to the division level.
7. Adept at briefing all aspects of assigned missions/tasks.
8. Overall responsible for accomplishment of assigned mission tasks.
9. Ensures all team members are proficient in their specific reconnaissance tasks.

10. Cross trains all teams members in the duties and responsibilities of the other team members.
 11. Proficient in all ground reconnaissance, amphibious reconnaissance, battlespace shaping, and specialized raid skills.
 12. Capable of performing reconnaissance operations in any environment.
 13. Proficient in nautical and land navigation skills.
 14. Proficient in placement of remote sensors.
 15. Proficient in foreign weapons and equipment identification.
 16. Proficient with all weapon systems organic to a reconnaissance team.
 17. Proficient with all communications equipment organic to a reconnaissance team.
 18. Plans and coordinates for team supporting arms requirements, to include artillery, mortars, NGF, and fixed and rotary wing CAS.
 19. Proficient in directing supporting arms, to include artillery, mortars, NGF, and fixed and rotary wing CAS.
 20. Proficient in Special Insertion and Extraction Operations, to include static line and military free fall parachuting, surface swimming, HRST, helocast, small boat operations, and combat diver operations.
 21. Qualified as a Jumpmaster, HRST Master, Cast Master, and Dive Supervisor.
 22. Qualified as a small boat coxswain for all craft used by the platoon.
 23. Licensed operator of vehicles organic to the unit.
-

BILLET: Force Recon Team Leader

The Force Recon Team Leader is responsible for ensuring that his recon team is trained, prepared, and equipped for armed combat as it relates to assigned reconnaissance missions. This includes, but is not limited to mental and physical preparation, tactics, techniques, and procedures required to accomplish the assigned mission. He controls every aspect of the equipment employment organic to the team's mission profile. He is responsible to the Platoon Commander for the accurate and complete reporting of collected information and the conduct of his team. The Force Recon Team Leader billet is held by a Staff Sergeant.

Core Capabilities:

1. Carries out orders of Platoon Commander.
2. Responsible for the professional development, combat conditioning, and personal well being of his team members.
3. Advises the supported commander on the capabilities and limitations of Ground Reconnaissance Forces.
4. Advises the platoon commander on tactical and operational employment of the team.
5. Prepares and supervises issue of the team's warning order and mission order, conducts rehearsals, inspections, and insertion/extraction for his team.
6. Conducts coordination and briefing of the MEF, MARFOR, or Geographic Combatant Commander and staff.
7. Adept at briefing all aspects of assigned missions/tasks.
8. Overall responsible for accomplishment of assigned mission tasks.
9. Ensures all team members are proficient in their specific reconnaissance tasks.

10. Cross trains all teams members in the duties and responsibilities of the other team members.
 11. Proficient in all ground reconnaissance, amphibious reconnaissance, battlespace shaping, and specialized raid skills.
 12. Capable of performing reconnaissance operations in any environment.
 14. Capable of integration with theater Special Operations Forces.
 15. Proficient in nautical and land navigation skills.
 16. Proficient in placement of remote sensors.
 17. Proficient in foreign weapons and equipment identification.
 18. Proficient with all weapon systems organic to a reconnaissance team.
 19. Proficient with all communications equipment organic to a reconnaissance team.
 20. Plans and coordinates for team supporting arms requirements, to include artillery, mortars, NGF, and fixed and rotary wing CAS.
 21. Proficient in directing supporting arms, to include artillery, mortars, NGF, and fixed and rotary wing CAS.
 22. Proficient in Special Insertion and Extraction Operations, to include static line and military free fall parachuting, surface swimming, HRST, helocast, small boat operations, and combat diver operations.
 23. Qualified as a Jumpmaster, HRST Master, Cast Master, and Dive Supervisor.
 24. Qualified as a small boat coxswain for all craft used by the platoon.
 25. Licensed operator of vehicles organic to the unit.
-

BILLET: Fleet Marine Force Reconnaissance Corpsman

The Fleet Marine Force Reconnaissance Corpsman operates as part of a reconnaissance platoon headquarters. He is trained and certified to perform paramedical skills under austere combat conditions. Fleet Marine Force Reconnaissance Corpsman are required to instruct and advise operational personnel in measures for the prevention and treatment of illness and injuries associated with combat swimming, combatant diving operations, airborne operations, and amphibious, high altitude, cold weather, desert, and tropical environments. The Fleet Marine Force Reconnaissance Corpsman billet is held by a HN-PO2.

Core Capabilities:

1. Carries out orders of Platoon Commander or Team Leader (when attached).
2. Responsible for the personal well being and health of his platoon members.
3. Advises the commander in measures for prevention of illness and treatment of injuries associated with combat swimming, combatant diving, airborne operations, and environmental impacts.
4. Develops the platoon's medical plan in Paragraph-4 of the platoon's patrol/operations order.
5. Conducts coordination and briefing of the Commander and staff.
6. Adept at briefing all medical aspects of assigned missions/tasks.
7. Trains all platoon members in Advanced Trauma Tactical Care.
8. Proficient in advanced trauma tactical care, combat trauma management, advanced life support, advanced airway management, advanced cardiac life support, and minor surgical procedures.
9. Proficient in vehicle extraction/ extrication.

10. Proficient in hyperbaric medicine.
11. Proficient in military evacuation procedures (CASEVAC/ MEDEVAC).
12. Responsible for providing routine and emergency medical health care procedures with IV pain management and drug therapy while engaged in direct action and/or extended duration reconnaissance operations for a threshold of (96) hours without medical evacuation or augmentation.
13. Capable of integration and transparency with theater Special Operations Forces and Combat Search and Rescue assets.
14. Proficient in all ground reconnaissance, amphibious reconnaissance, battlespace shaping, and specialized raid skills.
15. Capable of performing reconnaissance operations in any environment.
16. Proficient with all weapon systems organic to a reconnaissance team.
17. Proficient with all communications equipment organic to a reconnaissance team.
18. Proficient in directing supporting arms, to include artillery, mortars, NGF, and fixed and rotary wing CAS.
19. Proficient in Special Insertion and Extraction Operations, to include static line and military free fall parachuting, surface swimming, HRST, helocast, small boat operations, and combat diver operations.
20. Qualified as a small boat coxswain for all craft used by the platoon.
21. Licensed operator of vehicles organic to the unit.

BILLET: Platoon Radio Chief

The recon Platoon Radio Chief operates as part of a reconnaissance platoon headquarters. He is responsible for all communications coordination, operations, maintenance and care of communication equipment. This includes development and use of field expedient antennas and clandestine communications techniques. He issues and accounts for all cryptological equipment assigned to the Platoon. He must be capable of integration and interface with supported unit/higher headquarters communication architecture using platoon level organic communications and computer equipment. The Platoon Radio Chief billet is held by a Staff Sergeant.

Core Capabilities:

1. Carries out orders of Platoon Commander.
2. Advises the platoon commander on the tactical employment of the platoon's communication assets.
3. Develops Paragraph-5 of the platoon's patrol/operations order.
4. Provides for the coordination of frequencies based on propagation studies for requesting channels from the supported unit/higher HQs.
5. Ensures platoon adheres to the Standard Operating Procedures (SOP) for No Communications Plans and procedures concerning standard reporting and cryptographic equipment.
6. Oversees coordination and installation of equipment and operation of the Reconnaissance platoon's Reconnaissance Operations Center (ROC) and/ or Surveillance and Reconnaissance Coordination Center (SARCC).
7. Responsible for all communications equipment utilized by a Reconnaissance platoon.
8. Conducts advanced long-range voice and data communications training utilizing HF/VHF/UHF/TACSAT/DAMA/MSIDS assets.

9. Performs duties as watch officer in the platoon ROC/SARCC during tactical evolutions.
 10. Proficient in all ground reconnaissance, amphibious reconnaissance, battlespace shaping, and specialized raid skills.
 11. Capable of performing reconnaissance operations in any environment.
 12. Proficient with all weapon systems organic to a reconnaissance platoon.
 13. Proficient with all communications equipment organic to a reconnaissance platoon.
 14. Proficient in directing supporting arms, to include artillery, mortars, NGF, and fixed and rotary wing CAS.
 15. Proficient in Special Insertion and Extraction Operations, to include static line and military free fall parachuting, surface swimming, HRST, helocast, small boat operations, and combat diver operations.
 16. Qualified as a small boat coxswain for all craft used by the platoon.
 17. Licensed operator of vehicles organic to the unit.
-

BILLET: Recon Operations/Logistics NCO

The Recon Operations/Logistics NCO operates as part of a reconnaissance platoon headquarters. He is capable of performing all the tasks required of a reconnaissance team leader. The Recon Operations/Logistics NCO serves as a technical and tactical advisor to the Recon Platoon Commander, Platoon Sergeant, and Team Leaders. He assists the Platoon Sergeant in training of the platoon in performance of tasks which support assigned operational objectives. He performs the duties of the platoon's intelligence liaison and presents intelligence briefings and back-briefings to the platoon. The Recon Operations/Logistics NCO is responsible for the issue, recovery, maintenance, and accountability of the platoon's special equipment. He coordinates and supervises the embarkation and debarkation for deployment of the platoon. He often performs duties as insert/extract NCO for reconnaissance operations. The Recon Operations/Logistics NCO billet is held by a Sergeant or Staff Sergeant.

Core Capabilities:

1. Carries out orders of Platoon Commander.
2. Assists in the planning, coordination, and supervision of teams during all reconnaissance operations.
3. Advises the platoon on tactics and techniques for intelligence collections and processing.
4. Maintains all classified documents in the operational area and establishes destruction plans.
5. Assist in developing the platoon's target folder during pre-mission planning.
6. Assist in developing the platoon's sustainment plan for Paragraph-4 of the platoon's patrol/operations order.
7. Advises the platoon commander on the employment of and maintenance requirements for the platoon's specialized equipment to include diving systems, dive compressors, weapons, HRST equipment, boats and motors, fuel, and hazardous materials.
8. Responsible for applicable hazmat handling and disposal procedures.
9. Performs duties as platoon embarkation NCO.

10. Performs duties as watch officer in the platoon ROC/SARCC during tactical evolutions.
 11. Proficient in all ground reconnaissance, amphibious reconnaissance, battlespace shaping, and specialized raid skills.
 12. Capable of performing reconnaissance operations in any environment.
 13. Proficient with all weapon systems organic to a reconnaissance platoon.
 14. Proficient with all communications equipment organic to a reconnaissance platoon.
 15. Proficient in directing supporting arms, to include artillery, mortars, NGF, and fixed and rotary wing CAS.
 16. Proficient in Special Insertion and Extraction Operations, to include static line and military free fall parachuting, surface swimming, HRST, helocast, small boat operations, and combat diver operations.
 17. Adept with all equipment and procedures required for small boat launch and recovery operations from various boating platforms to include destroyers, submarines and naval amphibious platforms.
 18. Qualified as a Jumpmaster, HRST Master, Cast Master, and Dive Supervisor.
 19. Qualified as a small boat coxswain for all craft used by the platoon.
 20. Licensed operator of vehicles organic to the unit.
-

BILLET: Recon Platoon Sergeant

The Recon Platoon Sergeant is in charge of the platoon and operates as part of a reconnaissance platoon headquarters. He is capable of performing all the tasks required of a reconnaissance unit leader and assumes the position of the Platoon Commander in his absence. The platoon sergeant serves as the senior enlisted technical and tactical advisor to the Recon Platoon Commander and Team Leaders. He assists the Platoon Commander in training of the platoon in performance of tasks which support assigned operational objectives. As the senior enlisted advisor, he advises the Platoon Commander on the discipline, appearance, control, conduct, and welfare of the platoon. He advises the Platoon Commander and works with the Company First Sergeant on all administrative matters pertaining to the Marines in the platoon. He is responsible for supervising the platoon's daily work routine. He is responsible to the Platoon Commander for logistical and administrative support for the platoon. The Recon Platoon Sergeant billet is held by a Gunnery Sergeant.

Core Capabilities:

1. Carries out orders of the Platoon Commander and the Company Commander.
2. Responsible for the professional development, combat conditioning, and personal well being of all platoon members.
3. Advises the supported commander on the capabilities and limitations of Ground Reconnaissance Forces.
4. Advises the platoon commander on tactical and operational employment of the platoon.
5. Conducts coordination and briefing of MAGTF GCE commander and staff up to the division level.
6. Adept at briefing all aspects of assigned missions/tasks.
7. Assists in the planning, coordination, and supervision of teams during all reconnaissance operations.

8. Assist in developing the platoon's target folder during pre-mission planning.
9. Develops the platoon's sustainment plan for Paragraph-4 of the platoon's patrol/operations order.
10. Supervises issue of the teams' warning orders and mission orders, conduct of rehearsals and inspections.
11. Conducts advanced training of the platoon on tactics and techniques for ground reconnaissance, amphibious reconnaissance, battlespace shaping, specialized raids, and specialized insertion and extraction.
12. Performs duties as watch officer in the platoon ROC.
13. Coordinates and supervises the embarkation/debarkation, maintenance, condition, and care of the platoons weapons and equipment including accountability, communication equipment, and when applicable, maintenance, and upkeep of the platoon's assigned vehicles.
14. Proficient in all ground reconnaissance, amphibious reconnaissance, battlespace shaping, and specialized raid skills.
15. Capable of performing reconnaissance operations in any environment.
16. Proficient with all weapon systems organic to a reconnaissance platoon.
17. Proficient with all communications equipment organic to a reconnaissance platoon.
18. Plans and coordinates for platoon supporting arms requirements, to include artillery, mortars, NGF, and fixed and rotary wing CAS.
19. Proficient in directing supporting arms, to include artillery, mortars, NGF, and fixed and rotary wing CAS.
20. Primary insert/extract officer for reconnaissance operations.
21. Proficient in Special Insertion and Extraction Operations, to include static line and military free fall parachuting, surface swimming, HRST, helocast, small boat operations, and combat diver operations.
22. Adept with all equipment and procedures required for small boat launch and recovery operations from various boating platforms to include destroyers, submarines and naval amphibious platforms.
23. Qualified as a Jumpmaster, HRST Master, Cast Master, and Dive Supervisor.
24. Qualified as a small boat coxswain for all craft used by the platoon.
25. Licensed operator of vehicles organic to the unit.

BILLET: Force Recon Platoon Sergeant

The Force Recon Platoon Sergeant is in charge of the platoon and operates as part of a Force reconnaissance platoon headquarters. He is capable of performing all the tasks required of a Force reconnaissance unit leader and assumes the position of the Platoon Commander in his absence. The platoon sergeant serves as the senior enlisted technical and tactical advisor to the Force Recon Platoon Commander and Team Leaders. He assists the Platoon Commander in training of the platoon in performance of tasks which support assigned operational objectives. As the senior enlisted advisor, he advises the Platoon Commander on the discipline, appearance, control, conduct, and welfare of the platoon. He advises the Platoon Commander and works with the Company First Sergeant on all administrative matters pertaining to the Marines in the platoon. He is responsible for supervising the platoon's daily work routine. He is responsible to the Platoon Commander for logistical and administrative support for the platoon. The Force Recon Platoon Sergeant billet is held by a Gunnery Sergeant.

Core Capabilities:

1. Carries out orders of the Platoon Commander and the Company Commander.
2. Responsible for the professional development, combat conditioning, and personal well being of all platoon members.
3. Advises the supported commander on the capabilities and limitations of Ground Reconnaissance Forces.
4. Advises the platoon commander on tactical and operational employment of the platoon.
5. Conducts coordination and briefing of the MEF, MARFOR, or Geographic Combatant Commander and staff.
6. Adept at briefing all aspects of assigned missions/tasks.
7. Assists in the planning, coordination, and supervision of teams during all reconnaissance operations.
8. Assist in developing the platoon's target folder during pre-mission planning.
9. Develops the platoon's sustainment plan for Paragraph-4 of the platoon's patrol/operations order.
10. Supervises issue of the teams' warning orders and mission orders, conduct of rehearsals and inspections.
11. Conducts advanced training of the platoon on tactics and techniques for ground reconnaissance, amphibious reconnaissance, battlespace shaping, specialized raids, and specialized insertion and extraction.
12. Performs duties as watch officer in the platoon ROC.
13. Coordinates and supervises the embarkation/debarkation, maintenance, condition, and care of the platoons weapons and equipment including accountability, communication equipment, and when applicable, maintenance, and upkeep of the platoon's assigned vehicles.
14. Proficient in all ground reconnaissance, amphibious reconnaissance, battlespace shaping, and specialized raid skills.
15. Capable of integration with theater Special Operations Forces.
16. Capable of performing reconnaissance operations in any environment.
17. Proficient with all weapon systems organic to a reconnaissance platoon.
18. Proficient with all communications equipment organic to a reconnaissance platoon.
19. Plans and coordinates for platoon supporting arms requirements, to include artillery, mortars, NGF, and fixed and rotary wing CAS.
20. Proficient in directing supporting arms, to include artillery, mortars, NGF, and fixed and rotary wing CAS.
21. Primary insert/extract officer for reconnaissance operations.
22. Proficient in Special Insertion and Extraction Operations, to include static line and military free fall parachuting, surface swimming, HRST, helocast, small boat operations, and combat diver operations.
23. Adept with all equipment and procedures required for small boat launch and recovery operations from various boating platforms to include destroyers, submarines and naval amphibious platforms.
24. Qualified as a Jumpmaster, HRST Master, Cast Master, and Dive Supervisor.
25. Qualified as a small boat coxswain for all craft used by the platoon.
26. Licensed operator of vehicles organic to the unit.

BILLET: Recon Company Operations Chief

The recon operations chief operates as part of a reconnaissance company headquarters. He is capable of performing all the tasks required of a reconnaissance unit leader. The operations chief serves as the senior enlisted technical and tactical advisor to the Recon Company Commander, Platoon Commanders, and Platoon Sergeants. He assists the Company Commander in training of the company in performance of tasks which support assigned operational objectives. He advises the Company Commander on the condition, care, and economical use of company weapons and equipment. He coordinates and supervises the set-up and displacement of the company's Reconnaissance Operations Center. He is responsible to the Company Commander for logistical support of the platoons. He coordinates and supervises the embarkation and debarkation for deployment of the Recon Company. As the senior enlisted advisor, he advises the Company Commander on the discipline, appearance, control, conduct, and welfare of the company. He advises the Company Commander and works with the Company First Sergeant on all personnel assignments pertaining to the Marines in the company. He is responsible for supervising the platoons' daily work routines. The Recon Operations Chief billet is held by a Master Sergeant.

Core Capabilities:

1. Carries out orders of the Company Commander and the Battalion Operations Chief.
2. Responsible for the professional development, combat conditioning, and personal well being of all Marines within the company.
3. Advises the supported commander on the capabilities and limitations of Ground Reconnaissance Forces.
4. Advises the company commander, platoon commanders, and platoon sergeants on tactical and operational employment of the platoons.
5. Conducts coordination and briefing of MAGTF GCE commander and staff up to the division level.
6. Adept at briefing all aspects of assigned missions/tasks.
7. Assists in the planning, coordination, and supervision of platoons during all reconnaissance operations.
8. Assist in developing the platoons' target folders during pre-mission planning.
9. Develops the company's sustainment plan for Paragraph-4 of the company's patrol/operations order.
10. Supervises issue of the platoons' warning orders and mission orders, conduct of rehearsals and inspections.
11. Conducts advanced training of the company on tactics and techniques for ground reconnaissance, amphibious reconnaissance, battlespace shaping, specialized raids, and specialized insertion and extraction.
12. Supervises the actions of all personnel within the company Reconnaissance Operations Center (ROC).
13. Maintains good order and discipline within the (ROC).
14. Manages the flow of information within the (ROC).
15. Supervises the input of data into the reconnaissance operations journal.
16. Assists in the training of watch officers.
17. Compiles the components of an operations order for distribution to subordinate units.
18. Supervises the timely submission of messages and reports.
19. Assists the company commander with the development of the unit's training plan.

20. Assists with the collection, review, and distribution of training schedules and letters of instruction in support of the company's training plan.
21. Coordinates and supervises the embarkation/debarkation, maintenance, condition, and care of the company's weapons and equipment including accountability, communication equipment, and when applicable, maintenance, and upkeep of the company's assigned vehicles.
22. Coordinates training, operational, and logistical support requirements for the recon company.
23. Proficient in all ground reconnaissance, amphibious reconnaissance, battlespace shaping, and specialized raid skills.
24. Capable of performing reconnaissance operations in any environment.
25. Proficient with all weapon systems organic to a reconnaissance platoon.
26. Proficient with all communications equipment organic to a reconnaissance platoon.
27. Plans and coordinates for company supporting arms requirements, to include artillery, mortars, NGF, and fixed and rotary wing CAS.
28. Proficient in directing supporting arms, to include artillery, mortars, NGF, and fixed and rotary wing CAS.
29. Proficient in Special Insertion and Extraction Operations, to include static line and military free fall parachuting, surface swimming, HRST, helocast, small boat operations, and combat diver operations.
30. Adept with all equipment and procedures required for small boat launch and recovery operations from various boating platforms to include destroyers, submarines and naval amphibious platforms.
31. Qualified as a Jumpmaster, HRST Master, Cast Master, and Dive Supervisor.

BILLET: Force Recon Company Future Operations LNO/Training Chief

The Force recon future operations LNO/training chief operates as part of a Force Reconnaissance Company operations section. He is capable of performing all the tasks required of a reconnaissance unit leader. The future operations LNO/training chief serves as an enlisted technical and tactical advisor to the Force Recon Company Commander, Platoon Commanders, and Platoon Sergeants. He assists the Company Commander in training of the company in performance of tasks which support assigned operational objectives. He is responsible to the Company Commander for logistical support of the platoons. He is responsible for supervising the platoons' daily work routines. When directed or required the future operations LNO/training chief will be assigned as a liaison to the MAGTF, MEF, MARFOR, or GCC COC or SARCC to ensure communication is maintained and guarantee mutual understanding and unity of purpose and action. The Force Recon Future Operations LNO/Training Chief billet is held by a Master Sergeant.

Core Capabilities:

1. Carries out orders of the Company Commander and the Force Recon Company Operations Chief.
2. Responsible for the professional development, combat conditioning, and personal well being of all Marines within the company.
3. Advises the supported commander on the capabilities and limitations of Ground Reconnaissance Forces.

4. Advises the company commander, platoon commanders, and platoon sergeants on tactical and operational employment of the platoons.
5. When employed as a liaison, conducts coordination and briefing of the MEF, MARFOR, or Geographic Combatant Commander and staff.
6. Adept at briefing all aspects of assigned missions/tasks.
7. Assists in the planning, coordination, and supervision of platoons during all reconnaissance operations.
8. Assist in developing the platoons' target folders during pre-mission planning.
9. Supervises issue of the platoons' warning orders and mission orders, conduct of rehearsals and inspections.
10. Conducts advanced training of the company on tactics and techniques for ground reconnaissance, amphibious reconnaissance, battlespace shaping, specialized raids, and specialized insertion and extraction.
11. Supervise and assist in the actions within the Reconnaissance Operations Center or Surveillance and Reconnaissance Coordination Center (SARCC).
12. Supervises the maintenance, condition, and care of the company's weapons and equipment including accountability, communication equipment, and when applicable, maintenance, and upkeep of the company's assigned vehicles.
13. Coordinates training, operational, and logistical support requirements for the Force recon company.
14. Proficient in all ground reconnaissance, amphibious reconnaissance, battlespace shaping, and specialized raid skills.
15. Capable of performing reconnaissance operations in any environment.
16. Proficient with all weapon systems organic to a Force reconnaissance platoon.
17. Proficient with all communications equipment organic to a Force reconnaissance platoon.
18. Plans and coordinates for company supporting arms requirements, to include artillery, mortars, NGF, and fixed and rotary wing CAS.
19. Proficient in directing supporting arms, to include artillery, mortars, NGF, and fixed and rotary wing CAS.
20. Proficient in Special Insertion and Extraction Operations, to include static line and military free fall parachuting, surface swimming, HRST, helocast, small boat operations, and combat diver operations.
21. Adept with all equipment and procedures required for small boat launch and recovery operations from various boating platforms to include destroyers, submarines and naval amphibious platforms.
22. Qualified as a Jumpmaster, HRST Master, Cast Master, and Dive Supervisor.

BILLET: Force Recon Company Operations Chief

The Force Recon Company Operations Chief operates as part of a Force Reconnaissance Company operations section. He is capable of performing all the tasks required of a reconnaissance unit leader. The operations chief serves as the senior enlisted technical and tactical advisor to the Force Recon Company Commander, Platoon Commanders, and Platoon Sergeants. He assists the Company Commander in training of the company in performance of tasks which support assigned operational objectives. He trains the operations section in the performance of tasks which support assigned operational objectives. He advises the Company Commander on the condition, care, and economical use of assigned weapons and equipment. He coordinates

and supervises the embarkation and debarkation of the Force Recon Company. He coordinates and supervises the set-up and displacement of the Reconnaissance Operations Center. As the senior enlisted advisor, he advises the Company Commander on the discipline, appearance, control, conduct, and welfare of the company. He advises the Company Commander and works with the Company First Sergeant on all personnel assignments pertaining to the Marines in the company. The Force Recon Company Operations Chief billet is held by a Master Sergeant.

Core Capabilities:

1. Carries out orders of the Company Commander and the Battalion Operations Chief.
2. Responsible for the professional development, combat conditioning, and personal well being of all Marines within the company.
3. Advises the supported commander on the capabilities and limitations of Ground Reconnaissance Forces.
4. Advises the company commander, platoon commanders, and platoon sergeants on tactical and operational employment of the platoons.
5. Conducts coordination and briefing of the MEF, MARFOR, or Geographic Combatant Commander and staff.
6. Adept at briefing all aspects of assigned missions/tasks.
7. Develops the company's sustainment plan for Paragraph-4 of the company's operations order.
8. Supervises the actions of all personnel within the Reconnaissance Operations Center (ROC).
9. Maintains good order and discipline within the (ROC).
10. Manages the flow of information within the (ROC).
11. Supervises the input of data into the reconnaissance operations journal.
12. Assists the operations officer in the training of watch officers.
13. Compiles the components of an operations order for distribution to subordinate units.
14. Supervises the timely submission of messages and reports.
15. Assists in the preparation of military briefs in support of the operations section.
16. Maintains the operations section's publication library.
17. Assists the operations officer with the development of the unit's training plan.
18. Assists with the collection, review, and distribution of training schedules and letters of instruction in support of the unit's training plan.
19. Coordinates and supervises the embarkation/debarkation, maintenance, condition, and care of the company's weapons and equipment including accountability, communication equipment, and when applicable, maintenance, and upkeep of the company's assigned vehicles.
20. Proficient in all ground reconnaissance, amphibious reconnaissance, battlespace shaping, and specialized raid skills.
21. Capable of performing reconnaissance operations in any environment.
22. Proficient with all weapon systems organic to a reconnaissance platoon.
23. Proficient with all communications equipment organic to a reconnaissance platoon.
24. Plans and coordinates for company supporting arms requirements, to include artillery, mortars, NGF, and fixed and rotary wing CAS.
25. Proficient in directing supporting arms, to include artillery, mortars, NGF, and fixed and rotary wing CAS.

26. Proficient in Special Insertion and Extraction Operations, to include static line and military free fall parachuting, surface swimming, HRST, helocast, small boat operations, and combat diver operations.
27. Adept with all equipment and procedures required for small boat launch and recovery operations from various boating platforms to include destroyers, submarines and naval amphibious platforms.
28. Qualified as a Jumpmaster, HRST Master, Cast Master, and Dive Supervisor.

BILLET: Recon Battalion Operations Chief

The Recon Battalion Operations Chief operates as part of a reconnaissance battalion operations section. He is capable of performing all the tasks required of a reconnaissance unit leader. The battalion operations chief serves as the senior enlisted technical and tactical advisor to the Battalion Operations Officer, Company Commanders, and Company Operations Chiefs. He assists the Operations Officer in training of the battalion in performance of tasks which support assigned operational objectives. He trains his operation section in the performance of tasks which support assigned operational objectives. He advises the Operations Officer on the condition, care, and economical use of assigned weapons and equipment. He coordinates and supervises the embarkation and debarkation of the battalion operations section. He coordinates and supervises the set-up and displacement of the battalion Reconnaissance Operations Center/ COC. As the senior reconnaissance enlisted advisor, he provides input to the Battalion Commander on the discipline, appearance, control, conduct, and welfare of the battalion. He advises the Battalion Commander and works with the Sergeant Major on all personnel assignments pertaining to the Marines in the battalion. The Recon Battalion Operations Chief billet is held by a Master Gunnery Sergeant.

Core Capabilities:

1. Serves as the senior enlisted tactical and technical advisor to the commander and operations officers.
2. Assist the commander and sergeant major on the discipline, appearance, training, control, conduct, and welfare of the battalion.
3. Advise the commander and operations officer on the condition, maintenance, and economical use of the battalion's weapons and equipment.
4. Coordinate and supervise the embarkation and debarkation of the operations section.
5. Advises the supported commander on the capabilities and limitations of Ground Reconnaissance Forces.
6. Advises the operations officer, company commanders, and operations chiefs on tactical and operational employment of the reconnaissance Forces.
7. Conducts coordination and briefing of the MAGTF, MEF, MARFOR, or Geographic Combatant Commander and staff.
8. Maintains the unit's training records.
9. Coordinates and supervises the set-up and displacement of the Reconnaissance Operations Center (ROC)/COC as well as other functional areas, as directed.
10. Supervises the actions of all personnel within the Reconnaissance Operations Center (ROC).

11. Supervises the use of Automated Data Processing (ADP) equipment and software within the operations section.
 12. Maintains good order and discipline within the (ROC).
 13. Establishes the watch bill for the (ROC).
 14. Manages the flow of information within the (ROC) through available C4I systems.
 15. Supervises preparation of the reconnaissance operational journal and journal file.
 16. Supervises the control, dissemination, and destruction of classified information within the operations section.
 17. Assists the operations officer in the training of watch officers.
 18. Assembles and distributes operations orders.
 19. Supervises the preparation and submission of messages and reports.
 20. Supervises the preparation of military information briefs in support of the operations section.
 21. Supervises the maintenance of the operations sections war fighting and training publication library.
 22. Assists the operations officer with the development of the unit's training plan.
 23. Prepares training schedules and letters of instruction.
 24. Supervises the request of ranges and training areas.
 25. Coordinates and supervises the embarkation and debarkation of the operations section.
 26. Supervises and controls section's CMR and funding.
 27. Assists the commander in ensuring the establishment of a perimeter defense, security/observation posts, or a Force Protection posture.
 28. Proficient in all ground reconnaissance, amphibious reconnaissance, battlespace shaping, and specialized raid skills.
 29. Capable of performing reconnaissance operations in any environment.
 30. Plans and coordinates for battalion supporting arms requirements, to include artillery, mortars, NGF, and fixed and rotary wing CAS.
 31. Proficient in directing supporting arms, to include artillery, mortars, NGF, and fixed and rotary wing CAS.
 32. Proficient in Special Insertion and Extraction Operations, to include static line and military free fall parachuting, surface swimming, HRST, helocast, small boat operations, and combat diver operations.
 33. Adept with all equipment and procedures required for small boat launch and recovery operations from various boating platforms to include destroyers, submarines and naval amphibious platforms.
 34. Qualified as a Jumpmaster, HRST Master, Cast Master, and Dive Supervisor.
-