

ARMY, MARINE CORPS, NAVY, AIR FORCE, SPACE FORCE, COAST GUARD



NLW

MULTI-SERVICE TACTICS, TECHNIQUES, AND PROCEDURES FOR THE EMPLOYMENT OF NONLETHAL WEAPONS

ATP 3-22.40
MCTP 10-10A
NTTP 3-26.6
AFTTP 3-2.45
CGTTP 3-93.2

APRIL 2025

DISTRIBUTION STATEMENT A: Approved for public release,
distribution is unlimited.

*Supersedes ATP 3-22.40/MCTP 10-10A/NTTP 3-07.3.2/AFTTP
3-2.45/CGTTP 3-93.2, dated May 2020.

MULTI-SERVICE TACTICS, TECHNIQUES, AND PROCEDURES

FOREWORD

This multi-Service tactics, techniques, and procedures (MTTP) publication is a product of the Air Land Sea Space Application (ALSSA) Center in accordance with the memorandum of agreement between the Headquarters of the United States (US) Army, Marine Corps, Navy, and Air Force doctrine commanders directing ALSSA to develop MTTP publications to meet the immediate needs of the warfighter.

This MTTP publication has been prepared by ALSSA under our direction for implementation by our respective commands and for use by other commands as appropriate.



BRYAN L. BABICH

Brigadier General, US Army
Director
Mission Command Center of Excellence



K. R. ARBOGAST

Colonel, US Marine Corps
Director, Policy and Standards Division
Training and Education Command



MICHAEL R. DURKIN

Senior Executive Service, US Navy
Director
Navy Warfare Development Center



PARKER H. WRIGHT

Major General, US Air Force
Commander
Curtis E. Lemay Center for Doctrine
Development and Education



JEFFREY K. RANDALL

Rear Admiral, US Coast Guard
Commander
USCG Force Readiness Command

This publication is available through the following websites:

ALSSA (<https://www.alssa.mil/>);

US Army (<https://armypubs.army.mil/>);

US Marine Corps

(https://usmc.sharepoint-mil.us/sites/MCEN_Support_MCDoctrine);

US Navy at Navy Warfare Library (<https://doctrine.navy.mil/>);

US Air Force at US Air Force Center for Doctrine Development and Education

(<http://www.doctrine.af.mil/>); and Joint Electronic Library Plus

(<https://jdeis.js.mil/jdeis/index.jsp?pindex=0>).

PREFACE

1. Purpose

This multi-Service tactics, techniques, and procedures (MTTP) publication for The Employment of Nonlethal Weapons is a single source, descriptive reference guide for commanders, staffs, and individual users to plan for and employ nonlethal weapons (NLW) across the range of military operations.

2. Scope

This publication describes MTTP for consideration and use during the tactical employment of NLW in support of warfighting personnel conducting operations. This publication:

- a. Provides an overview of NLW.
- b. Discusses fundamental concepts and training requirements involved with NLW.
- c. Provides a description of NLW and employment considerations.
- d. Discusses the use of NLW gleaned from lessons learned. These discussions are captured in the vignettes and actual examples.

3. Applicability

This publication provides commanders and their staff unclassified guidance for NLW planning and employment. Commanders and staff can use this publication to aid in the tactical employment of NLW during contingencies.

4. Implementation Plan

Participating Service command offices of primary responsibility will review this publication; validate the information; and, where appropriate, use it as a reference and incorporate it in Service manuals, regulations, and curricula as follows.

Army. Upon approval and authentication, this publication incorporates the TTP contained herein into the United States (US) Army Doctrine and Training Publishing Program as directed by the Commander, US Army Training and Doctrine Command. Distribution is in accordance with applicable directives listed on the authentication page.

Marine Corps.* The Marine Corps will incorporate the procedures in this publication in US Marine Corps doctrine and training publications as directed by Commanding General, Training and Education Command (TECOM). Distribution is in accordance with the Marine Corps Order 5600.31, *Marine Corps Printing, Publishing, and Reprographics Equipment Regulations*.

Navy. The Navy will incorporate these procedures in US Navy training and doctrine publications as directed by the Commander, Navy Warfare Development Center (NWDC) [N5]. Distribution is in accordance with *MILSTRIP/MILSTRAP Desk Guide*, Naval Supply Systems Command Publication 409.

* Marine Corps PCN: 147 000058 01

Air Force. The Air Force will incorporate the procedures in this publication in accordance with applicable governing directives. Distribution in accordance with Department of the Air Force Instruction 90-160, *Publications and Forms Management* and Department of the Air Force Manual 90-161, *Publishing Processes and Procedures*.

Coast Guard. The Coast Guard will incorporate the procedures in this publication as directed by the Commander, Force Readiness Command (FORCECOM). Distribution is in accordance with the Coast Guard Directives System.

5. User Information

US Army Combined Arms Center; USMC, TECOM; NWDC; Curtis E. LeMay Center for Doctrine Development and Education; USCG Force Readiness Command; and Air Land Sea Space Application (ALSSA) Center developed this publication with the joint participation of the approving Service commands. ALSSA will review and update this publication as necessary.

This publication reflects current joint and Service doctrine, command and control organizations, facilities, personnel, responsibilities, and procedures. Changes in Service protocol, appropriately reflected in joint and Service publications, will be incorporated in revisions to this document.

We encourage recommended changes to improve this publication. Key your comments to the specific page and paragraph and provide a rationale for each recommendation. Send comments and recommendations directly to:

Army

Commander, US Army Combined Arms Center
ATTN: ATZL-MCD
Fort Leavenworth, KS 66027-6900
DSN 552-4885 COMM (913) 684-4885
E-mail: usarmy.leavenworth.mccoe.mbx.cadd-org-mailbox@army.mil

Marine Corps

Commanding General, Training and Education Command
Policy and Standards Division, Doctrine Branch
ATTN: C466
Quantico, VA 22134
COMM (703) 638-8352
E-mail: usmc_doctrine@usmc.mil

Navy

Director, Navy Warfare Development Center
ATTN: N5
1528 Piersey St, Building O-27
Norfolk, VA 23511-2723
DSN 341-4185 COMM (757) 341-4185
E-mail: nwdc_nrfk_fleetpubs@navy.mil

Air Force

Commander, Curtis E. LeMay Center for Doctrine Development and Education
ATTN: DDJ
401 Chennault Circle
Maxwell AFB, AL 36112-6428
DSN 493-7864/1681 COMM (334) 953-7864/1681
E-mail: afddec.ddj@us.af.mil

Coast Guard

Commander, Force Readiness Command
US Coast Guard
300 East Main Street
Suite 1100
Norfolk, VA 23510
COMM (757) 628-4149
E-mail: HQS-SG-M-FORCECOM-TTP-Integration@uscg.mil

ALSSA

Director, ALSSA Center
114 Andrews Street
Joint Base Langley-Eustis, VA 23665-2785
DSN 575-0902 COMM (757) 225-0902
E-mail: alssainfo@army.mil

Note: The use of a trade or brand name in this publication does not constitute endorsement of any specific commercial product, commodity, service, or enterprise by the United States Department of Defense or any military Service.

This page intentionally left blank.

SUMMARY OF CHANGES

ATP 3-22.40/MCTP 10-10A/NTTP 3-26.6/AFTTP 3-2.45/CGTTP 3-93.2, *Multi-Service Tactics, Techniques, and Procedures for The Employment of Nonlethal Weapons*.

This revision:

Updates:

- Munitions and devices range cards with additional fielded capabilities.
- Layered defense graphics reflect additional fielded capabilities.
- Changes Joint Nonlethal Weapons Directorate (JNLWD) to Joint Intermediate Force Capabilities Office (JIFCO) throughout.
- Consolidates tables in Appendix B for ease of use.
- Nonlethal Weapons (NLW) train the trainer course material in Chapter IV.
- References and strategic guidance.

Adds:

- Consideration of NLW impacts in the cognitive domain.
- Description of terms in Chapter I.
- Civilian Harm Mitigation and Reduction Policy to Chapter I.
- Human Effects Characterization to Chapters I and III.
- Employment scenarios to Chapter III.
- Changes Chapter IV title from “Training” to “Training and Education” along with additional exercise/training information.

This page intentionally left blank.

*ATP 3-22.40
MCTP 10-10A
NTTP 3-26.6
AFTTP 3-2.45
CGTTP 3-93.2

ATP 3-22.40	US Army Training and Doctrine Command Joint Base Langley-Eustis, Virginia US Army Combined Arms Center Fort Leavenworth, Kansas
MCTP 10-10A	USMC, Training and Education Command Quantico, Virginia
NTTP 3-26.6	Navy Warfare Development Center Norfolk, Virginia
AFTTP 3-2.45	Curtis E. LeMay Center for Doctrine Development and Education Maxwell Air Force Base, Alabama
CGTP 3-93.2	USCG Force Readiness Command Norfolk, Virginia

04 SEP 2024

NLW

MULTI-SERVICE TACTICS, TECHNIQUES, AND PROCEDURES FOR The Employment of Nonlethal Weapons

EXECUTIVE SUMMARY	x
CHAPTER I NONLETHAL WEAPONS	13
1. Key Terms and Scope	13
2. NLW Application in an Operational Environment	13
3. Current Nonlethal Weapons Policy	15
CHAPTER II NONLETHAL WEAPONS CORE CAPABILITIES	17
1. Support to Military Operations	17
2. Core Capabilities	17
3. Fielded Capabilities.....	19
CHAPTER III EMPLOYMENT CONSIDERATIONS	25
1. Advantages of Employing NLW	25
2. Considerations for NLW Employment.....	25
3. NLW Employment Limitations.....	31
4. Human Effects Considerations	32
CHAPTER IV TRAINING AND EDUCATION	37

1. Fundamental Concepts.....	37
2. Unit-level NLW Training	37
3. Service-specific NLW Training Requirements.....	39
4. Inter-Service NLW Training.....	42
5. NLW Exercise Planning Checklist.....	45
6. Service Points of Contact for NLW Training.....	45
APPENDIX A HISTORY OF NONLETHAL WEAPONS (NLW)	47
APPENDIX B NONLETHAL WEAPONS, MUNITIONS, AND DEVICE INFORMATION CARDS	49
APPENDIX C DEPARTMENT OF DEFENSE (DOD) NONLETHAL EQUIPMENT DESCRIPTIONS	65
APPENDIX D PROCUREMENT INFORMATION	69
1. United States Army (USA) NLCSs	69
2. United States Marine Corps (USMC) NLCSs.....	71
3. United States Navy (USN) NLCSs.....	76
4. United States Air Force (USAF) NLCSs.....	78
5. US Coast Guard (USCG) Nonlethal Capabilities	86
6. National Guard Capability Sets.....	87
APPENDIX E EMPLOYMENT CONSIDERATIONS CHECKLIST	89
1. General Considerations:	89
2. Counterpersonnel Considerations:	89
3. Countermaterial Considerations:	90
APPENDIX F SAMPLE REQUEST FOR NONLETHAL WEAPONS MOBILE TRAINING TEAM.....	91
REFERENCES.....	93
GLOSSARY	96

List of Figures

Figure 1. Nonlethal Munitions Range Card.....	21
Figure 2. Nonlethal Devices Range Card	22
Figure 3. Navy Layered Defense Using NLW	29
Figure 4. NLW Threat, Warning, and Assessment Zones.....	30

List of Tables

Table 1. Counterpersonnel Tasks	18
Table 2. Countermateriel Tasks.....	19
Table 3. Service-Specific NLW Training Requirements and Guidance	39
Table 4. Riot Control Agents (RCAs).....	49
Table 5. Hand Thrown Riot Control Agent Grenades	50

Table 6. Human Electro-muscular Incapacitation	51
Table 7. Nonlethal Projectiles.....	52
Table 8. Hailing and Signaling Devices	58
Table 9. Vehicle Stopping Devices.....	62
Table 10. DoD Nonlethal Equipment Descriptions.....	65
Table 11. USA NLCS, Checkpoint Module	69
Table 12. USA NLCS, Convoy Module.....	70
Table 13. USA NLCS, Dismounted Module.....	70
Table 14. USA NLCS, TASER® Sub-Module,.....	70
Table 15. USA NLCS, Crowd Control Detainee Operations Module	71
Table 16. USMC EOF Mission Module Checkpoint, Vehicle Control Point.....	72
Table 17. USMC EOF Mission Module Checkpoint, Secure Perimeter	72
Table 18. USMC EOF Mission Module Checkpoint, Establish Perimeter	73
Table 19. USMC EOF Mission Module Checkpoint, Urban Patrolling.....	73
Table 20. USMC EOF Mission Module Checkpoint, Convoy Security	73
Table 21. USMC EOF Mission Module Checkpoint, Clear Facilities	74
Table 22. USMC EOF Mission Module Crowd Control, Crowd Control.....	74
Table 23. USMC EOF Mission Module Crowd Control, Detain Personnel.....	75
Table 24. USMC EOF Mission Module Training, Training Set.....	75
Table 25. USN Nonlethal Capability Set, Training	76
Table 26. USN Nonlethal Capability Set, Antiterrorism/Force Protection, Checkpoint and Crowd Control, Vehicle Control Point.....	76
Table 27. USN Nonlethal Capability Set, Shipboard NLW, Hail and Warning.....	78
Table 28. USAF Entry Control Point (ECP) Equipment –	
Unit Type Code (UTC) QFL1E.....	79
Table 29. USAF Confrontation Management Equipment –	
Unit Type Code (UTC) QFL3C	84
Table 30. USCG Nonlethal Capability Set	86
Table 31. National Guard (Contingency) Nonlethal Capability Set	87
Table 32. National Guard (State) Nonlethal Capability Set.....	88

EXECUTIVE SUMMARY

NLW

Multi-Service Tactics, Techniques, and Procedures for The Employment of Nonlethal Weapons (NLW) provides a consolidated reference on the tactical employment of NLW so commanders and subordinates have information and awareness of NLW and nonlethal capabilities to enable effective planning and employment. It also provides points of contact and details for NLW training.

Chapter I Nonlethal Weapons

Clarifies definitions, operational environment variables, and NLW policies.

Chapter II Nonlethal Weapons Core Capabilities

Discusses fielded NLW and explains their capabilities. This chapter discusses NLW core capabilities and associated key tasks.

Chapter III Employment Considerations

Highlights planning considerations, and tactics, techniques, and procedures for employing NLW. It considers advantages and disadvantages of employing NLW and provides examples.

Chapter IV Training and Education

Describes fundamental concepts of NLW and unit-level training and describes Service-specific training courses and guidance.

Appendix A History of Nonlethal Weapons

Provides background and historical information on NLW.

Appendix B Nonlethal Weapons, Munitions, and Device Information Cards

Provides pictures, identification information, and specific employment considerations for nonlethal weapons, munitions, and devices.

Appendix C Department of Defense Nonlethal Equipment Descriptions

Provides a brief description and pictures of NLW equipment.

Appendix D Procurement Information

Provides procurement information on nonlethal capability sets.

Appendix E Employment Considerations Checklist

Provides sample checklists for personnel who are planning to integrate NLW into their operations or training.

Appendix F Sample Request for a Nonlethal Weapons Mobile Training Team

Provides an example of how the United States Marine Corps requests a mobile training team for NLW. It may be customized for any Service-specific support.

PROGRAM PARTICIPANTS

The following commanders and agencies participated in creating this publication:

Joint

Joint Intermediate Force Capabilities Office, Quantico, Virginia
National Guard Bureau, J5, Arlington, Virginia

Army

US Army Mission Command Center of Excellence, Fort Leavenworth, Kansas
US Army Nonlethal Scalable Effects Center, Fort Leonard Wood, Missouri

Marine Corps

Headquarters US Marine Corps, Combat Development and Integration, Quantico, Virginia
US Marine Corps Detachment Fort Leonard Wood, Missouri
Policy and Standards Division, Doctrine Branch, Quantico, Virginia
Training and Education Command, Quantico, Virginia

Navy

US Navy Center for Security Forces, Norfolk, Virginia
US Navy Expeditionary Warfighting Command, Virginia Beach, Virginia
US Navy Nonlethal Effect Program Support Office, Virginia Beach, Virginia
US Navy Warfare Development Center, Norfolk, Virginia

Air Force

Air Combat Command, Public Affairs Office, Joint Base Langley-Eustis, Virginia
Curtis E. LeMay Center for Doctrine Development and Education, Maxwell Air Force Base, Alabama
Headquarters US Air Force, Judge Advocate, Pentagon, Arlington, Virginia
US Air Force Security Forces Center, Joint Base San Antonio – Lackland, Texas

Space Force

Delta 10, STARCOM, Peterson Space Force Base, Colorado

Coast Guard

US Coast Guard Office of Specialized Capabilities (CG 721), Washington, District of Columbia
US Coast Guard Force Readiness Command, Norfolk, Virginia

This page intentionally left blank.

Chapter I

NONLETHAL WEAPONS

1. Key Terms and Scope

- a. Nonlethal capabilities – Capabilities that temporarily incapacitate personnel and materiel while minimizing the likelihood of casualties and damage to critical infrastructure.
- b. Nonlethal weapons (NLW) – Weapons, devices, and munitions that are explicitly designed and primarily employed to temporarily incapacitate targeted personnel or materiel immediately, while minimizing fatalities, permanent injury to personnel, and undesired damage to property in the target area. NLW are intended to have relatively reversible effects on personnel and materiel, according to Department of Defense Directive (DoDD) 3000.03E, *DoD Executive Agent for Non-Lethal Weapons (NLW), and NLW Policy*.
- c. Nonlethal capability sets (NLCS) – A family of kits that incorporate nonlethal weapons and devices shown in appendix D. NLCS are designated kits for specific functions such as entry control point (ECP) operations, confrontation management, riot or crowd control, and checkpoint operations. Note - The USAF no longer maintains NLCS. NLW are integrated into Unit Type Code kits to support expeditionary operations including ECP Operations and Confrontation Management.

Note: The scope of this publication is to cover the tactical employment of NLW and NLCS as defined above. This publication does not discuss every intermediate force capability (e.g., directed energy, electromagnetic warfare, information) that can produce nonlethal effects along the competition continuum. Joint Publications (JPs) such as JP 3-0, *Joint Campaigns and Operations*; JP 3-04, *Information in Joint Operations*; JP 3-09, *Joint Fire Support*; JP 3-12, *Joint Cyberspace Operations*; JP 3-13.2, *Military Information Support Operations*; and other joint guides, concepts, and organizations such as the Joint Concept for Competing, and the individual Service NLW programs should be consulted when planning the use of intermediate force.

2. NLW Application in an Operational Environment

- a. NLW are desired across most operational environments to enhance global joint and multinational operations as a complement to lethality across the force while minimizing the risk of permanent injury, death, or unnecessary physical destruction.
- b. NLW have many applications. Integrating NLW into urban operations, security, convoy protection, and civil disturbance operations should comply with host nation law in foreign countries and should be coordinated with the appropriate authorities when employed domestically. Carefully plan and coordinate NLW use to ensure compliance with all applicable laws, treaties, and agreements regarding employment of NLW, munitions, riot control agents (RCAs), and dazzling devices (e.g., laser-based systems). Integrating the staff judge advocate (SJA) into

planning efforts for NLW employment is vital to facilitate legal compliance. Employment considerations are discussed in depth in Chapter III.

c. The joint force commander, operating in complex environments, often lacks sufficient capability to immediately neutralize targets without causing permanent injury, death, or gross physical destruction. NLW are a set of tools commanders and planners may use to fill this gap.

(1) NLW are developed and employed with the intent of de-escalation and deterrence of hostile intent and actions. Military planners should include NLW within operational plans and strategic communication to minimize cultural misperceptions, deny misinformation, and gain the trust of the populace.

(2) Some benefits of NLW planning include:

- (a) Enabling lower-risk tools.
- (b) Imposing opportunity costs on adversaries with less risk of escalation.
- (c) Maintaining credibility in the information space across the competition continuum.
- (d) Expanding decision time and space.
- (e) Allowing the warfighter to determine intent at a greater standoff range.
- (f) Facilitating logistics operations in a contested environment.
- (g) Enabling decisive recon/counter-recon operations below the level of armed conflict.

(3) NLW enhance the commander's ability to:

- (a) Determine, deter, discourage, delay, or prevent hostile and threatening actions.
- (b) Deny access to, move, disable, and suppress individuals.
- (c) Stop, disable, divert, and deny access of vehicles and vessels.
- (d) Adapt and tailor escalation of force (EOF) options to the operational environment.
- (e) Employ capabilities that temporarily incapacitate personnel and materiel while minimizing the likelihood of casualties and damage to critical infrastructure.
- (f) De-escalate situations precluding the use of lethal force.
- (g) Capture or incapacitate high-value targets.
- (h) Protect the force.

CAUTION

All operating environments have the potential for escalation or unintended consequences. For this reason, nonlethal force should never be applied without both the capacity and willingness to use lethal force if necessary to maintain a credible deterrence.

The availability of NLW will not limit the commander's inherent right or obligation to exercise unit self-defense in response to a hostile act or demonstrated hostile intent, or to individually use lethal force when authorized by competent authority pursuant to the rules of engagement (ROE) or rules for the use of force (RUF). NLW should be integrated into joint and Service concepts and operations plans, ROE, and RUF.

Using NLW does not eliminate and may not even lower risk of escalation, collateral damage, or unintended consequences including lethal consequences. Planning for NLW requires considerations of intended and unintended effects both in the physical space and the cognitive domain for how the adversary *perceives* the use of NLW.

3. Current Nonlethal Weapons Policy

a. Instruction. *Standing Rules of Engagement/Standing Rules for the Use of Force for US Forces*, according to the Chairman of the Joint Chiefs of Staff instruction (CJCSI) 3121.01B, 18 June 2008*, provides guidance on the standing rules of engagement (SROE) and establishes standing rules for the use of force (SRUF) for DoD operations worldwide. The SROE establishes fundamental policies and procedures governing the actions taken by US commanders and their forces during all military operations and contingencies occurring outside a US territory. ROE are restrictions on the use of force issued by the chain of command to delineate circumstances and limitations under which forces initiate or continue combat engagement with other forces. Specific ROE will change based on the area of responsibility, operational environment, and mission.

* CJCSI 3121.0B, 18 June 2008 is currently under a doctrinal change review to address SROE/SRUF.

b. Law. The US ratified the *Convention on Prohibitions or Restrictions on the Use of Certain Conventional Weapons Which May Be Deemed to Be Excessively Injurious or to Have Indiscriminate Effects*, specifically Protocol IV (commonly referred to as the prohibition on blinding laser weapons). This agreement prohibits using lasers designed with the specific combat function of causing permanent blindness to unenhanced vision.

- (1) Nonlethal lasers designed to warn and suppress individuals do not fit the criteria of a blinding laser under the prohibition on using blinding lasers.
 - (2) Use of several nonlethal lasers should be covered within any ROE or RUF, however, commanders should be aware that using some capabilities not specifically designed as NLW could violate international law or US policy. For example, laser designators for many weapon systems are not intended for use as nonlethal lasers because they could cause permanent blindness.
 - (3) Authorized nonlethal lasers must be used within approved parameters to avoid unintentional permanent eye damage. If those targeted by nonlethal lasers are engaged in activities, such as operating aircraft, they could lose control of the craft and suffer lethal consequences.
- c. RCAs. Using RCAs may be restricted by treaty, HN law, and US law. Prior to using RCAs, commanders are encouraged to become familiar with:
- (1) The treaty titled, *Convention on the Prohibition of the Development, Production, Stockpiling and Use of Chemical Weapons and on their Destruction*.
 - (2) Local government and HN rules for using RCAs.
 - (3) Theater-specific ROE regarding RCAs.
 - (4) Executive Order 11850 dated 8 Apr 1975, *Renunciation of certain uses in war of chemical herbicides and RCAs*.
- d. Civilian harm mitigation and reduction action plan (CHMR-AP) policy:
- (1) On January 27, 2022, the Secretary of Defense issued a memorandum directing the creation of a CHMR-AP to improve how the DoD mitigates and responds to civilian harm resulting from military operations.
 - (2) The CHMR-AP is a flexible plan that advances the ability of DoD to mitigate civilian harm and achieve strategic success across the competition continuum. It is relevant to both kinetic and non-kinetic activity and is located at <https://media.defense.gov/2022/Aug/25/2003064740/-1/-1/1/civilian-harm1-mitigation-and-response-action-plan.pdf>.

Chapter II

NONLETHAL WEAPONS CORE CAPABILITIES

1. Support to Military Operations

NLW support all phases of military operations across the competition continuum. Nonlethal capabilities have application in operations where there is the need to enhance a commander's ability to apply force proportional to the threat and a desire to protect noncombatants, promote international political support, alleviate environmental concerns, and enhance post-conflict transitions and termination. Examples of missions where NLW complement lethal force include but are not limited to:

- a. Convoy security in urban operations where population density and characteristics of the area require carefully employing force to minimize loss of life and destruction of property.
- b. Crowd control and civil disturbance operations where nonlethal munitions, protective equipment, and support equipment enable warfighters to execute missions while minimizing collateral damage and injury to military personnel. Some basic protective equipment is listed in Appendix C.
- c. Cordon and search operations where friendly forces come in close contact with the local population under stressful, and often hostile, circumstances.
- d. Checkpoint operations where nonlethal capabilities protect friendly forces and improve public opinion and acceptance.
- e. In detainee operations where all displays of violence must be brought under control quickly while avoiding unnecessary injury or death to detainees.

2. Core Capabilities

NLW can be divided into two core functions, counterpersonnel and countermaterial, as specified in the *Initial Capabilities Document for Counterpersonnel Joint Non-Lethal Effects* and *Initial Capabilities Document for Countermaterial Joint Non-Lethal Effects*, verified 7 April 2014.

- a. Nonlethal counterpersonnel capabilities deliver effects that deny, move, disable, or suppress individuals. Table 1 depicts nonlethal counterpersonnel capability tasks.

Table 1. Counterpersonnel Tasks
Deny access into or out of an area. This task focuses on the ability of a joint force to prevent individuals from entering or exiting an area.
Move individuals through an area. This task reflects several different situations, such as the ability to move individuals on foot. It also includes the ability to move individuals out of buildings and other facilities.
Disable individuals. This task reflects situations where the joint force must totally affect the ability of an individual to take voluntary action.
Suppress individuals. This task reflects the requirement to affect individuals in some manner short of disabling them.

**AN EXAMPLE OF NONLETHAL COUNTERPERSONNEL EFFECTS:
COMPRESSED AIR LAUNCHER EMPLOYMENT DURING OVERSEAS
CONTINGENCY OPERATIONS**

The compressed air launcher systems are an effective counterpersonnel capability for perimeter security and security of assets. The systems were employed in 2017 at several operating bases in Afghanistan, in support of Operation FREEDOM'S SENTINEL, to keep civilians from breaching base perimeters, prevent theft or damage of mission-sensitive equipment, and mark individuals for later identification/apprehension.

SOURCE: Task Force Spartan, 2017

b. Nonlethal countermateriel capabilities deliver effects to stop, deny, temporarily disable, or divert materiel targets (i.e., vehicles, vessels, aircraft, buildings, facilities, structures, and weapon systems). Nonlethal countermateriel effects must be immediate and reversible according to DoDD 3000.03E, *DoD Executive Agent for Non-Lethal Weapons and NLW Policy*. Table 2 depicts nonlethal countermateriel capability tasks.

Table 2. Countermateriel Tasks
<p>Stop a vehicle, vessel, fixed-wing aircraft on the ground. Stopping a vehicle requires the target's momentum, by any means, to be at zero within identified standards. The requirement to stop a vessel is achieved when the vessel is dead in the water. For aircraft on the ground, stop requires the aircraft to come to 0 miles per hour at some point between when it starts to taxi and when it reaches abort speed.</p>
<p>Divert aircraft in the air. This task requires NLW directed at the aircraft, not the pilot. Nonlethal effects must result in the aircraft changing directions but maintaining the ability to safely maneuver in flight and land.</p>
<p>Deny access to a facility. This task focuses on preventing a vehicle, vessel, aircraft, or individuals from entering a facility through designed access or entry points, such as building doors and windows; and access control points, such as canal locks, pier slips or hangar entrances. Nonlethal effects must directly affect a component of the facility, such as a door, and excludes nonlethal effects that directly affect vehicles, vessels, aircraft, or individuals.</p>
<p>Disable vehicles, vessels, and aircraft on the ground. Disable implies the vehicle, vessel, or aircraft is not in motion. The requirement to disable a countermateriel target includes actions to render it inoperable, deny its use, and deny access to it. Disabling a target has a direct effect on the functionality of the countermateriel target.</p>

3. Fielded Capabilities

a. Nonlethal counterpersonnel capabilities. Capabilities employed to perform operational tasks and enable nonlethal counterpersonnel effects are detailed in the following paragraphs. Figure 1 on page 9 details the effective engagement areas of these NLW. Table 7 in Appendix B contains ordering and employment information for each capability.

(1) RCA dispensers. These handheld dispensers deliver a variable range, single stream, foam, or fog of RCA irritants against targets, used to control crowds, or to control detainees.

(2) Human electro-muscular incapacitation (HEMI). The HEMI device launches two electrified probes capable of delivering an electrical charge to a target.

(3) Modular crowd control munition (MCCM). This is similar in appearance to the lethal Claymore mine. The MCCM delivers blunt-trauma effects from 5 to 15 meters via 600 rubber balls.

(4) Rubber ball grenade. A hand thrown grenade, 12-gauge shotgun round, or 40 mm grenade launcher round that delivers an airburst flash bang and blunt force trauma via rubber pellets.

- (5) Flash bang grenade. A hand thrown grenade that delivers a bright flash (optical effect) and loud bang (acoustic effect) to disorient potential targets or control crowds.
- (6) Hand-thrown RCA grenade. A hand thrown grenade that delivers an irritant or blunt-pain compliance impact payload for disorienting potential targets or controlling crowds.
- (7) Compressed air launchers. A compressed air-powered launcher delivers a variety of projectiles, including blunt impact, marking, and chemical irritants, such as oleoresin capsicum (OC) liquid.
- (8) Twelve-gauge nonlethal munitions. These shotgun munitions deliver counterpersonnel, blunt-trauma effects against individuals and groups. The 12-gauge munitions variants include crowd dispersal, fin stabilized, and sock rounds.
- (9) Twelve-gauge, nonlethal, warning munitions (100- and 200-meter variants). These shotgun rounds are designed to deliver a flash-bang effect over water at ranges of 100 or 200 meters. They provide personnel a way to hail, warn, or determine intent before the need to escalate to higher levels of force.
- (10) 40 mm munitions. These munitions deliver counterpersonnel, blunt-trauma effects against individuals and crowds by using low velocity, 40 mm individual grenade launchers. Munition variants include sponge rounds and crowd dispersal cartridges.
- (11) 40 mm warning munitions (100-, 200-, and 300-meter variants). These rounds are designed to deliver a flash-bang effect at 100, 200, or 300 meters.
- (12) 66 mm tubed-launched nonlethal grenades. This is a tube-launched munition delivering multi-grenade salvos. Variants include munitions containing smoke, flash-bang effects, RCAs, and blunt-trauma payloads.
- (13) Acoustic Hailing Device (AHD). A device delivering scalable and directional warning tones or intelligible voice commands at various ranges.
- (14) Ocular interruption systems. This type of handheld or weapon mounted laser interdicts potential targets by delivering visible and temporary ocular impairment effects.
- (15) 81 mm flash-bang munition. Munition delivers nonlethal suppressive effects geared to large crowds in the open or personnel in covered concealed positions.

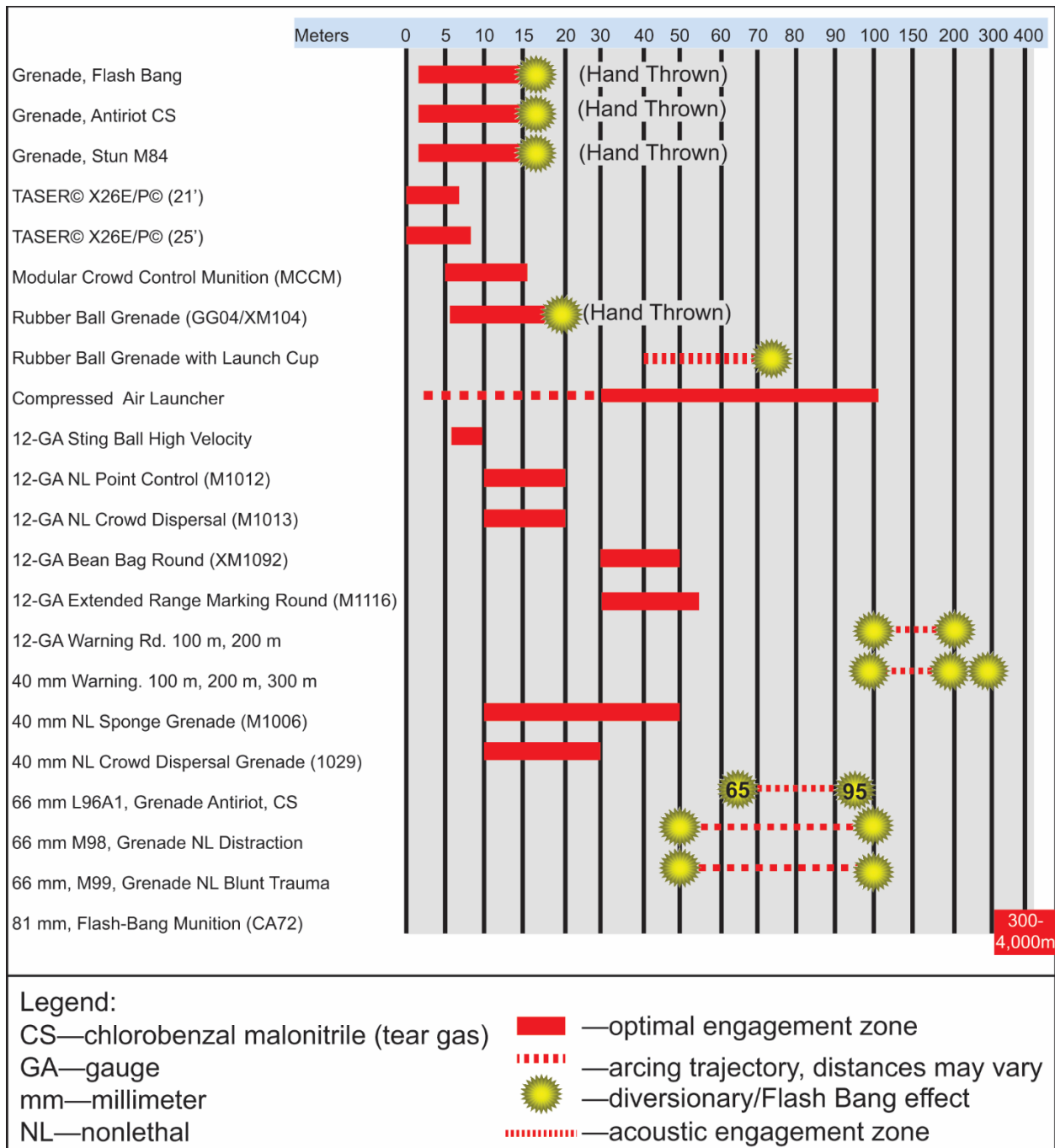


Figure 1. Nonlethal Munitions Range Card

WARNING

Close engagements may result in injury or death. All nonlethal capabilities have minimum safe engagement distances that must be adhered to.

b. Figure 2 is a quick reference range card on nonlethal devices currently fielded.

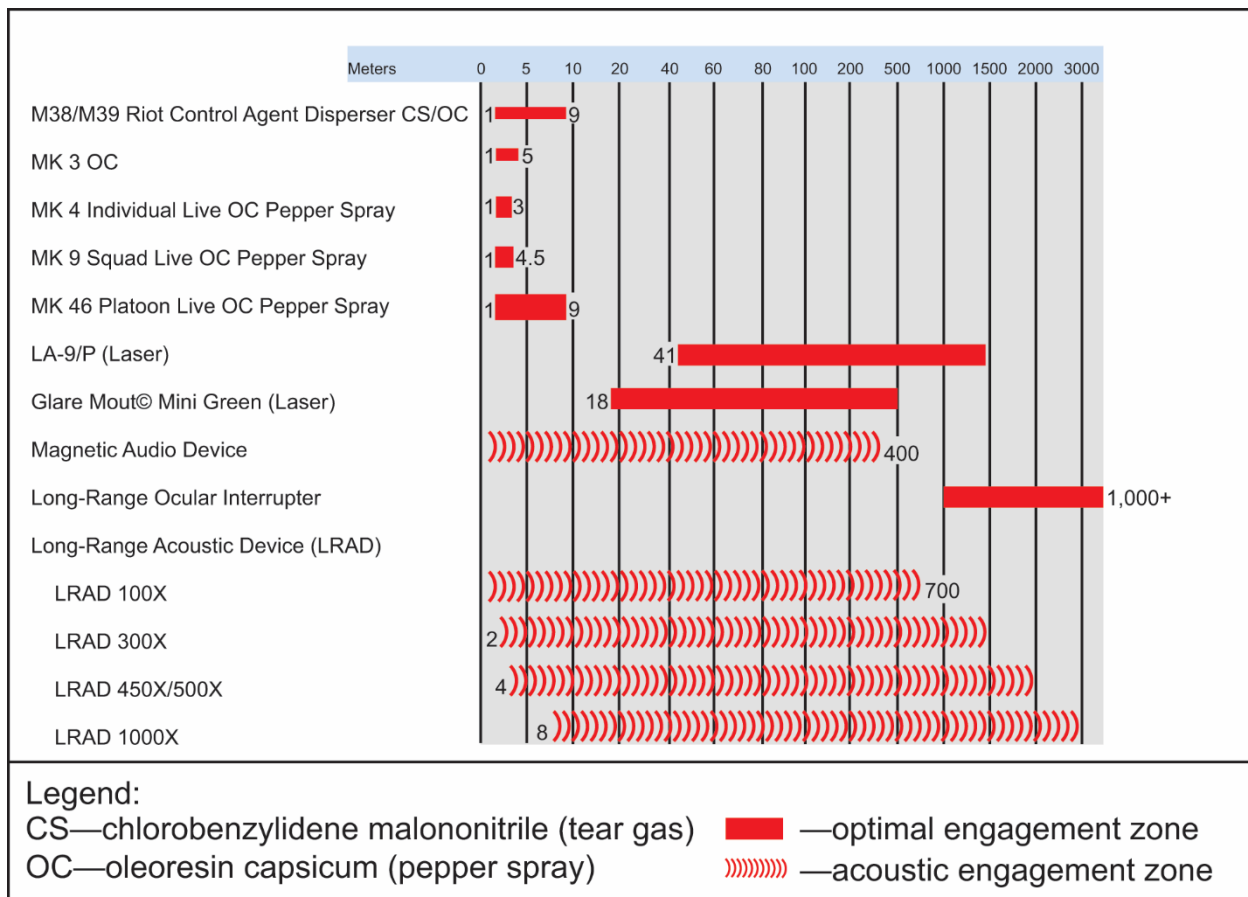


Figure 2. Nonlethal Devices Range Card

c. Nonlethal counter-material (vehicle stopping) capabilities. Specific capabilities, employable by the joint force, to perform operational tasks and enable nonlethal counter-material effects include:

- (1) Caltraps are pronged, heavy gauge, steel puncturing spikes deployed to stop and disable vehicles by causing immediate and catastrophic failure of pneumatic tires.
- (2) Vehicle lightweight arresting device (VLAD) is a man-portable, expandable, single use, and rapidly deployable net equipped with a barbed spike system capable of puncturing and entangling the leading tires and stopping small wheeled vehicles (5,500 pounds or less) traveling up to 30 miles per hour within 200 feet.
- (3) Portable vehicle arresting barrier (PVAB) is a transportable, pre-emplaced, and reusable vehicle-stopping net capable of causing a controlled lock-up of vehicles up to 7,500 pounds. Emplaced in standby mode, the

device can be deployed to capture mode in roughly two seconds, allowing unimpeded vehicle traffic until a potential threat vehicle is detected.

(4) Spike strips are hand emplaced, prefabricated strips of materiel with embedded steel spikes employed to impede vehicle progression by causing rapid tire deflation and controlled deceleration.

d. Core capability references.

(1) See <https://jnlwp.defense.gov/Current-Intermediate-Force-Capabilities/> for detailed target effects for each system and nonlethal munition and any additional capabilities fielded after the date of this publication. National stock numbers or DoD identification codes for each capability are included in Appendix B, when available.

(2) See <https://jnlwp.defense.gov/Developmental-Intermediate-Force-Capabilities/> for information on NLW capabilities under development.

(3) See <https://jnlwp.defense.gov/Future-Intermediate-Force-Capabilities/> for NLW concept development initiatives.

(4) See Security Forces SMARTNet (<https://usaf.dps.mil/teams/SMARTNet/SitePages/Non-lethal-Weapons.aspx>) for the current list of USAF approved nonlethal weapons/intermediate force capabilities devices, munitions and equipment listing.

This page intentionally left blank.

Chapter III EMPLOYMENT CONSIDERATIONS

1. Advantages of Employing NLW

- a. Military units are organized, trained, and equipped to employ lethal force. Units equipped solely with traditional military weapons have two options to impose their will: threatening deadly force or applying deadly force. These limited options represent a potential vulnerability adversaries may exploit. Forces trained in escalation of force tactics have a greater range of response and may be more appropriate operate in complex environments than forces emphasizing lethality.
- b. The use of NLW is consistent with political and social considerations respecting human life, and addresses the military consideration to keep collateral damage, noncombatant, and civilian casualties to a minimum. NLW employment assists in shaping public perception of the application of force, especially in civil disturbance, urban, and humanitarian assistance operations. Forces trained in EOF tactics are better enabled to operate in complex environments than forces only trained in lethal weapons.
- c. NLW may be used with lethal weapon systems to enhance effectiveness and efficiency in military operations. NLW enable engagement in situations where lethal force may be counterproductive to established objectives and strategic goals.

NATIONAL GUARD RESPONSE TO 2015 BALTIMORE RIOTS

On April 27, 2015, the Maryland National Guard was mobilized to support law enforcement to suppress civil unrest and restore order in the city of Baltimore, Maryland. Army and Air National Guard personnel, trained in riot control techniques and the employment of nonlethal weapons, were integrated into police operations. Over the five days of operations, National Guard personnel used their nonlethal capability sets to employ crowd control tactics; close range, subject-control techniques; and riot control agents and smoke to disperse crowds and facilitate the apprehension of persons who failed to comply with lawful orders. Many of these close-range and riot-control tactics had been developed from Service-specific baseline combatives and martial arts programs and rehearsed with NLW training days, facilitated by the Quantico, Virginia based Joint Nonlethal Weapons Directorate liaisons, and from lesson modules discussed and practiced during the Interservice Nonlethal Individual Weapons Instructor Course.

SOURCE: Maryland Army National Guard, 2015

2. Considerations for NLW Employment

- a. Before NLW Employment.
 - (1) Training. In almost all after action reviews involving the lack of employment or incorrect employment of NLW, commanders and warfighters reference the lack of training on NLW and understanding of the SROE/SRUF

as one of the main reasons an event unnecessarily escalated. Service training processes are covered in Chapter IV.

(2) Proportional force employment requires a careful and disciplined balancing of protecting people and infrastructure, conducting military operations, and achieving the overarching objectives of an operation. A single act can cause significant military and political consequences; therefore, when force is used, it must be lawful and measured. Proportionality is best achieved when all personnel understand the political objectives and the potential impact of inappropriate actions, and that ROE are sensitive to political concerns but consistent with the right and obligation of self-defense.

(3) Mission analysis should consider adversary, public, and third-party perception, EOF or force continuum* procedures, and the probability of achieving the desired results when determining the suitability of using NLW during operations. Each Service has EOF or force continuum procedures located in their Service doctrine. For the US Army, EOF procedures in a law enforcement capacity are detailed in AR 190-14. Army EOF procedures in other capacities can be found in Graphic Training Aid 19-08-006 and Training Circular 3-19.5 as well as CJCSI 3121.01B. For the US Marine Corps, force continuum procedures are detailed in Marine Corps Order 5500.6H chapter 1, *Arming of Law Enforcement and Security Personnel and the Use of Force*. For the US Navy, EOF are explained in Navy Tactics, Techniques, and Procedures 3.07.2.3, *Law Enforcement and Physical Security*; and for the US Air Force, Department of the Air Force Instruction 31-117, *Arming and Use of Force by Air Force Personnel*. The US Coast Guard, Use of Force Continuum is defined in the *Maritime Law Enforcement Manual*, Commandant Instruction (COMDTINST) M16247.1H.

*Note: The USMC and USN, use the term force continuum which is defined as: The wide range of possible actions ranging from voice commands to application of deadly force that may be used to gain and maintain control of a potentially dangerous situation. (USMC Dictionary).

The USCG defines the Use of Force Continuum as a model that organizes levels of force into a graduated scale of risks and outcomes and provides the officer with a system for determining appropriate levels of force to be applied when governed by the Coast Guard Use of Force Policy, except for those situations involving action to compel a vessel to stop. Force used within the context of the Use of Force Continuum is also governed by the guiding principles and rules governing use of force set forth in Section B of Chapter 4 of the *Maritime Law Enforcement Manual*, COMDINST M16247.1H.

The other Services do not use this term, when used in this publication it will follow the USMC definition.

(4) Certain types of NLW capabilities and technologies have secondary or tertiary effects which are governed by international agreements, treaties, or the specific nations where operations are to be conducted. Before employing NLW, HN and local government policies must be understood and considered.

The appropriate staff element such as the SJA and country team must be included in the planning process. Informing the HN and local government about NLW capabilities and their employment provides context for understanding EOF incidents. The HN and local government leaders should understand that the joint force will apply an appropriate level of force as a response to perceived threats.

(5) Some NLW require analysis of transportation and other logistics considerations to ensure availability for mission needs. A thorough load plan analysis may be required.

(6) Maintenance and sustainment are paramount for future employment of assigned NLCS or other NLW. NLW should be treated like all other military equipment regarding inventories, scheduled maintenance, and ordering of shortages.

(7) Leaders set the conditions for their subordinates when employing NLW. They ensure subordinates know how to issue clear warnings and instructions to persons who approach their positions. Service members must possess the critical thinking skills to quickly determine if a threat is present, estimate threat severity, and apply the appropriate force response in ambiguous situations. These skills are identified, trained, and reinforced by leaders so Service members apply measured force with confidence.

(8) Leaders build public and adversary perception management into NLW plans and ROE in ways that minimize the potential for misperception, help counter mis/disinformation, and retain public trust. Consult with public affairs, information planners, and the SJA.

b. During NLW Employment:

(1) If possible, attempt to determine hostile intent and prevent further escalation. NLW can be used throughout the competition continuum as a force multiplier.

EMPLOYMENT OF NONLETHAL 40 MILLIMETER (MM) MUNITIONS IN KOSOVO

In southeastern Kosovo, in April 2000, the United States (US) Army's Task Force Falcon used nonlethal weapons (NLW) in a tactical situation to successfully push back a moving crowd. The military police, serving as peacekeepers, used 40 mm rounds fired from M203 grenade launchers and foam batons to move a crowd during the detention of an area arms smuggler. Though NLW were not dictated by any higher guidance, the alternative, being lethal means, would have surely caused an international situation as the US force were in the country as peacekeepers and only authorized use of force for self-defense. The NLW gave the battalion commander a means to take the initiative without making a tense situation more violent and dangerous, since the crowd was gathering to protest the US forces.

**SOURCE: LTC JAMES BROWN, 709th Military Police Battalion,
Kosovo Incident Case Study, 4 April 2000**

(2) A layered employment of multiple NLW capabilities is more effective than a single NLW system. For example, if personnel do not comply with initial hails and warnings, more aggressive measures may be required. Munitions fired from handheld devices or launched from vehicle-mounted systems are potential next steps. The US Navy layered defense technique, detailed in the following vignette, is an example of one method of layered defense using zones. Figure 3 on page 17 depicts the Navy's layered defense using zones and the emplacement of NLW. Various NLW, munitions, and devices that can be employed in each of these zones are depicted in Figure 4 on page 18.

UNITED STATES NAVY LAYERED DEFENSE TECHNIQUE

The concept of operations for infrastructure protection describes employing nonlethal weapons (NLW) to the maximum extent possible to determine hostile intent and deter attack. This is achieved through a defense in depth consisting of three zones. The three zones are (1) an assessment zone, (2) a warning zone, and (3) a threat zone.

Assessment Zone. The outermost defense zone, which typically does not have boundaries, is the assessment zone. Security forces detect and identify contacts (e.g., small boats, pedestrians, and vehicles) as they approach or pass near the protected asset or area. In some [places] (e.g., areas outside an installation), security forces may not patrol the assessment zone, control access, or challenge contacts. To simplify the identification process, those on watch are given current access rosters for expected vessels or vehicles (e.g., vendors, fuel barges, and pilot boats).

Warning Zone. Security forces must classify contacts in the warning zone as threats or nonthreats. In this zone, security forces initially interact with contacts to determine [if there is] hostile intent and provide a physical presence to control access to a restricted area. Classification measures and warning zone parameters are based on specific threats. For example, a heightened threat of pedestrian-carried improvised explosive devices at an entry control point would result in a more thorough screening of personnel, each of whom is separated from friendly personnel until classified. Standard operating procedures must clearly define methods and steps that can be used to determine hostile intent to avoid ambiguity and hesitation.

Threat Zone. The threat zone is the innermost layer of defense in depth. All personnel, vehicles, and vessels must be classified as either a threat or nonthreat before entering this zone. To neutralize threats, the threat zone must be organized to bring NLW, and **if necessary**, maximum destructive fire, via crew-served weapons or other weapons, to bear on targets while minimizing the risk of fratricide and damage to assets.

SOURCE: Navy Tactics, Techniques, and Procedures 3-07.2.1, Antiterrorism, 8 September, 2022

(3) This technique can be used to defend mobile assets (e.g. a vessel at sea as depicted in Figures 3 and 4), or fixed assets (e.g. a vessel in port or critical infrastructure, as depicted in the continued vignette below).

LAYERED DEFENSE OF A VESSEL IN PORT

At a pier entry control point, the gate sentries are positioned in the ship's warning zone. They assess personnel/vehicles driving by or approaching the pier as far as they can cover based on traffic and environmental conditions. If there is a threat of a potential vehicle-born improvised explosive device incident at the entry control point, the watch standers would close the entry control point gate, activate any barrier, and utilize available NLW as applicable. A long-range acoustic device or a ship's LA/9P laser dazzler could be used to warn personnel away from the pier entry control point and inform all personnel to maintain a safe distance.

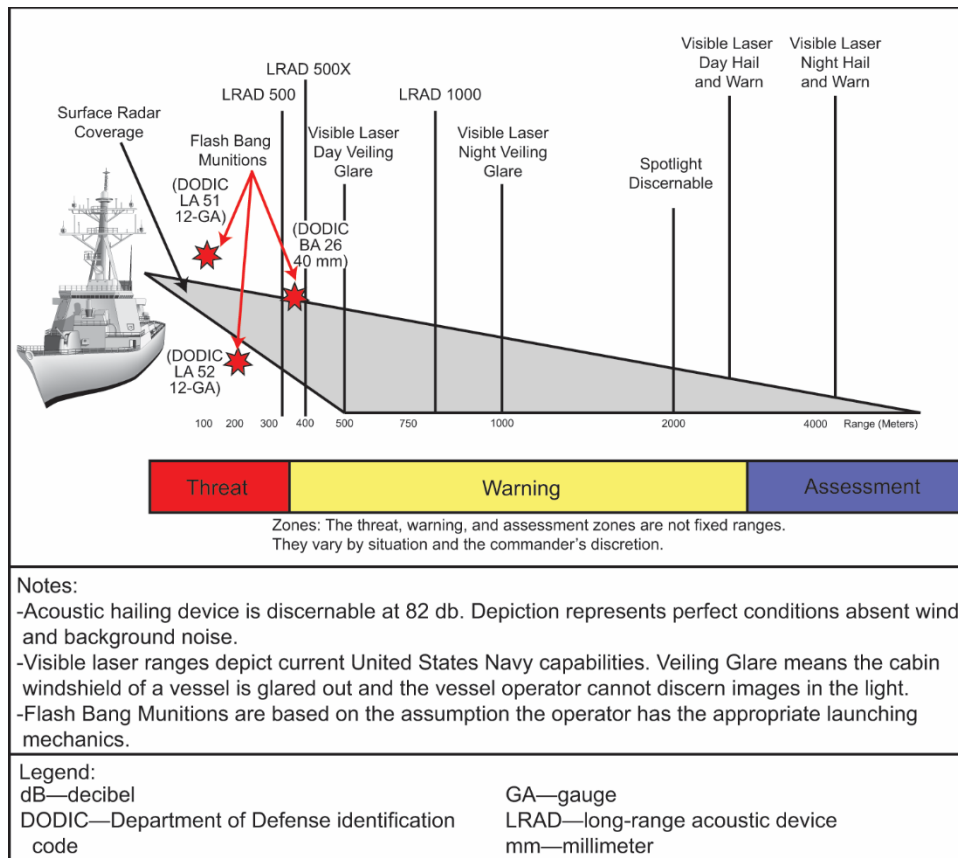


Figure 3. Navy Layered Defense Using NLW

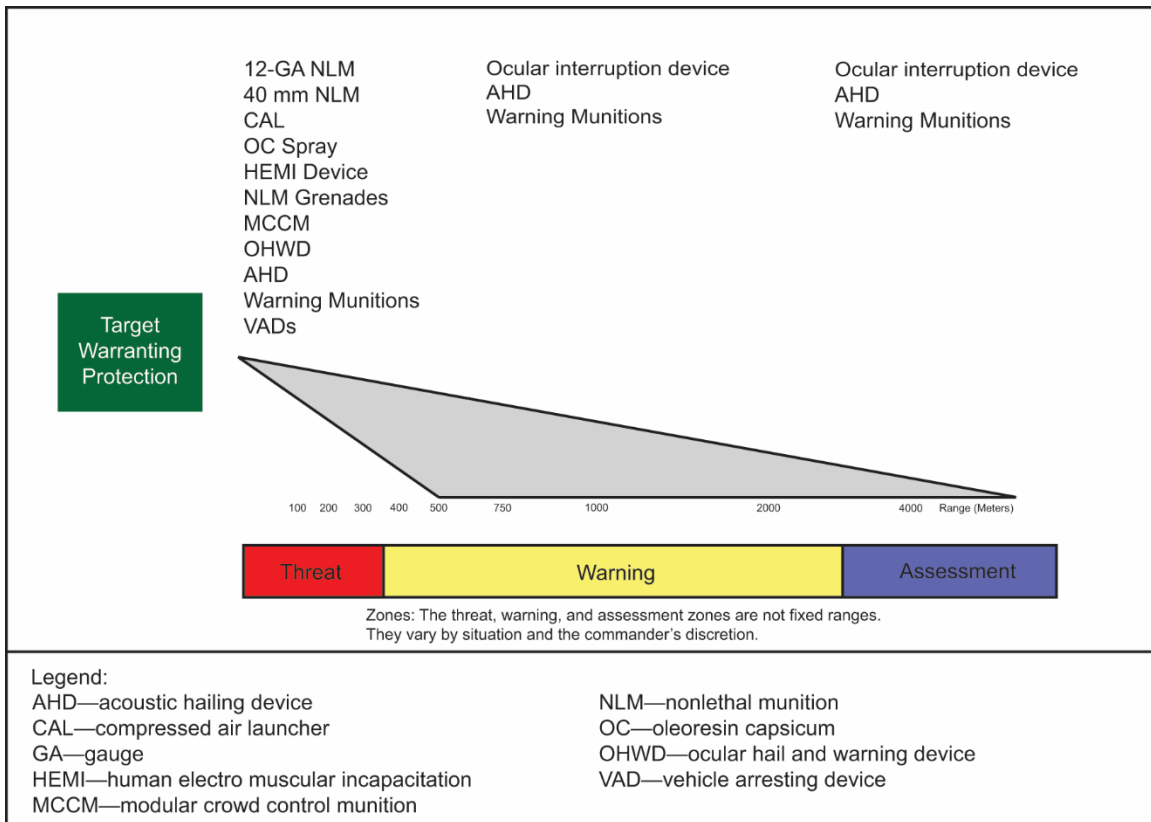


Figure 4. NLW Threat, Warning, and Assessment Zones

WARNING

Using NLW alone could place the individual Service member in a position of unacceptable risk. Do not use NLW in situations where lethal force is imperative for offense, self-defense, or in the defense of others. Using lethal force remains an inherent right of Service members in instances when they, or personnel in their charge, are threatened with death or serious bodily harm. NLW augment, but do not supersede, lethal capabilities.

- (4) EOF or force continuum procedures may incorporate NLW but may not be necessary.
- (5) At long ranges, acoustic or ocular devices are employed to warn individuals. Compliant personnel that heed the warnings require no further EOF measures. Some acoustic devices contain preprogrammed phrases in multiple languages.
- (6) The effects of NLW vary. See Chapter III paragraph 4(d) for expanded explanation of various effects on personnel.

(7) Personnel engaged with NLW may respond with an unpredictable reaction. It is important to consider multiple ways the target may react to the effects and plan accordingly.

(8) See Army Techniques Publication 3-39.33, *Crowd Control*, for techniques on countering civil disturbances and conducting riot control.

(9) See Appendix B of NTTP 3-07.2.3, *Law Enforcement and Physical Security*, for US Navy NLW considerations and employment guidance.

UNITED STATES (US) NAVY'S INTEGRATED USE OF NONLETHAL AND LETHAL WEAPONS TO COMPEL COMPLIANCE

During an escalation of force incident, the US Navy fired warning shots over an Iranian patrol boat in 2017 in the northern Persian Gulf. The incident involved the USS Thunderbolt, a Cyclone class patrol ship that was conducting exercises in the Persian Gulf.

The Iranian boat approached within 150 yards of the USS Thunderbolt, which attempted to hail the boat with radio, and then fired flares and issued warning blasts from the ship's siren, an international signal of danger. When the Iranian boat failed to respond, the USS Thunderbolt fired warning shots from its 50-caliber machine gun, which prompted the Iranian boat to change course and leave the vicinity.

SOURCE: Lieutenant Ian McConnaughey, US Naval Forces Central Command, 25 July 2017

c. After NLW Employment

(1) Conduct detainee control measures, if necessary.

(2) Provide medical attention, as appropriate.

(3) Perform immediate and follow on consequence management in addition to an after-action review. After actions reviews should be routed through appropriate Service channels. This includes contacting local officials and preparing media statements.

(4) Conduct inventory of all equipment expended, including nonlethal munitions and devices.

(5) Coordinate for sustainment support upon completion of mission.

3. NLW Employment Limitations

a. NLW effectiveness and employment options depend on human and environmental factors. Human factors include psychological state, age, motivation, and the presence of drugs or alcohol. Some environmental factors include the effects of weather, terrain, visibility, climate, and time of day. For example, lasers are more effective at night, while acoustic devices and blunt impact munitions are less effective and less accurate in windy conditions.

b. Using NLW does not guarantee de-escalation of a situation. Leaders should be prepared for an adversary to attempt to counter NLW use.

- c. NLW and their associated equipment have limited ranges of effectiveness. In addition, the availability of NLW may be limited based on the unit and mission.

IMPROVING NONLETHAL WEAPONS THROUGH AFTER ACTION REVIEWS

During Operations IRAQI FREEDOM and ENDURING FREEDOM, Marine forces noted the effectiveness of green laser pointers and dazzlers as escalation of force tools for use at entry and vehicle control points. These tools got the attention of individuals approaching the checkpoint without having to fire; however, through various lessons learned and after-action comments, it was noted that an extended range would be helpful for these devices.

(Note: Since 2006, these devices' effective ranges have improved. Improvements include extending the effective range and developing employment options such as varied color schemes and strobe patterns.)

SOURCE: Marine Corps Center for Lessons Learned, Lessons and Observations from Company Commanders in Operations IRAQI FREEDOM and ENDURING FREEDOM, November 2006

4. Human Effects Considerations

a. Human Effects. U.S. Department of Defense Instruction (DoDI) 3200.19, *Non-Lethal Weapons (NLW) Human Effects Characterization*, defines the policies, responsibilities, and procedures for a human effects characterization process in support of the development of NLW and other nonlethal technologies. Human effects characterization is the formal process for describing the physiological and behavioral effects knowledge associated with a given NLW.

b. Human Behavior

(1) The nature of counter-personnel NLW is to influence human behavior. They aim to incapacitate, deter, distract, suppress, or move a targeted individual.

(2) Understanding and predicting (to the greatest extent possible) human behavior is important for tactical success and mission effectiveness. Applying knowledge of both system technology and knowledge of human behavior will yield optimum effects.

(3) Understanding what effect employment of specific NLW capabilities has on intended targets is a planning factor that must be identified by mission commanders prior to execution. Successful employment of nonlethal capabilities may be overshadowed by target reaction which is unexpected and unplanned for. Like any military operation, the end state of environment and targeted personnel after mission execution should be captured to ensure that contingencies or counter actions are properly accounted for.

5. Potential Situational Tactics, Techniques, and Procedures

a. Unauthorized Entry–Installation ECP

(1) Threat–Potential noncompliant vehicle driver intent: terrorist, criminal, inattentive (lost), or impatient.

(2) Appropriate NLW

(a) Capabilities must disable and/or stop a small, medium or large vehicle threat(s); deny base access; and allow time for security forces to assess level of threat.

(b) Capabilities must be integrated into security forces EOF procedures.

(c) Potential nonlethal capabilities include but are not limited to:

- Portable Vehicle Arresting Barrier
- Final Denial Barriers
- Caltrops

b. Integrated Base Defense

(1) Unauthorized violations of restricted ground or airspace such as:

(a) Mounted or dismounted potential hostiles approach base perimeter or installation ECP.

(b) Small Unmanned Aircraft System (sUAS) observed hovering within close proximity or over base boundary.

(c) Enemy force fire indirect mortar rounds and strike inside base perimeter.

(d) Group of hostile protestors congregate outside installation entry control point shouting and throwing rocks.

(2) Appropriate NLW

(a) Security forces hail and warns employing laser dazzler and AHD. If the threat does not heed commands, Security forces escalate their response and engage the vehicle threat with nonlethal munitions and/or warning shots or lethal munitions IAW ROE and EOF procedures.

(b) Security forces proactively deploy “blue” sUAS to reconnaissance/observe/thwart potential threats outside base perimeter; sUAS is observed near/within perimeter airspace; sUAS is identified as potential threat, Security forces deploy automatic net gun 40MM rounds fired from Mk-19, mounted on CROWS to neutralize threat.

(c) Security forces proactively deploy “blue” sUAS to recon/observe/thwart potential threats outside base perimeter.

(d) Security forces form riot control team using confrontation management kit; challenging protestors with AHD; employing blunt impact rounds to target group leaders: 40 mm sponge grenade and crowd dispersal rounds, stingball grenades, 12-gauge fin stabilize and crowd dispersal rounds.

c. Route clearance or convoy operations

(1) Tactical convoy operations are covered in depth in *MTTP for Tactical Convoy Operations* (ATP 4-01.45, MCRP 3-40F.7, NTTP 4-01.6, AFTTP 3-2.58).

(2) NLW can be used to warn, identify hostile intent or create standoff at a level of escalation below lethal force.

(3) Planned NLW for route clearance or convoy operations include:

- (a) AHDs
- (b) Magnetic Audio Device
- (c) Dazzling Lasers and Laser Interdiction Systems
- (d) Compressed air launcher
- (e) Caltrops

d. Visit, Board, Search, and Seizure (VBSS)

(1) When conducting VBSS the preference is for the target vessel remain a seaworthy platform to preclude VBSS transitioning into a recovery at sea. This demand is acute if the desired outcome is to seize vessels, contraband or persons related to transnational threats; embargoes; or conduct counterproliferation operations.

(2) NLW can be used to signal the intercepting vessel's intent to exercise a right of visit boarding, particularly if radio calls, signal lights, or flag hoist is not acknowledged. NLW may also be used to disorientate or incapacitate persons on the target vessel, reducing or eliminating the threat of opposition to the boarding party.

(3) NLW to consider during VBSS operations may include:

- (a) AHDs
- (b) Dazzling Lasers
- (c) Compressed air launcher
- (d) Nonlethal warning munitions
- (e) Nonlethal crowd control munitions

e. Humanitarian Assistance (HA) and Disaster Relief (DR) mission sets comprise a wide range of scenarios in many geographical locations. Common military problem sets associated with HA and DR can include crowd control, perimeter defense, and area protection often from noncombatants.

(1) HA and DR planners should plan for appropriate NLW capabilities sets in Appendix D before HA and DR are required, when possible.

(a) Military units may have a supporting role during HA and DR. Coordinate crowd control and area defense with local authorities, as appropriate.

(b) Capabilities to consider:

- Vehicle stopping devices.
- Dazzling Lasers and Acoustic Hailers.
- Pyrotechnics and other signaling devices.
- RCAs and nonlethal projectiles – be cognizant of ROE and mission.

(c) Additional considerations:

- Optics in the information space.
- Authorities.

This page intentionally left blank.

Chapter IV

TRAINING AND EDUCATION

1. Fundamental Concepts

- a. Successful NLW employment requires effective individual and unit training. Commanders can integrate NLW capabilities into their unit's training plans based on the unit's mission or required essential task list, even if NLW, munitions, and devices are not on a unit's table of equipment.
- b. The art of employing NLW involves estimating the potential for escalation of violence and employing appropriate levels of force without overreacting to provocation.
- c. Physiological reactions to threats often cloud judgment and decrease motor function. Service members are trained to recognize and regulate their stress levels. Training should be as realistic as possible. This will help immunize personnel against stress, ensuring they are confident and proficient with NLW employment.
- d. Instructors should be qualified to facilitate NLW capabilities training at the individual and unit levels. Each Service determines the appropriate training and frequency of training to sustain necessary NLW skills.

2. Unit-level NLW Training

- a. Unit-level NLW training begins in the classroom, with hands-on instruction. The training should cover the availability, characteristics, employment considerations, limitations, and restrictions of NLW. After students understand these basics, NLW capabilities are integrated into training exercises and operations, specifically, integrating NLW into training plans when collective tasks are rehearsed.
- b. Units should deliberately plan for unique scenarios where NLW are expected to be employed. An example of an employment consideration checklist for using NLW is detailed in Appendix E.
- c. The Services can receive unit training through mobile training teams taught by the DoD Inter-Service Nonlethal Individual Weapons Instructor Course (INIWIC) based at Fort Leonard Wood, Missouri. NLW training is taught by INIWIC instructors, and every individual attending training receives a certificate of completion. The course is limited to 30 personnel on a mobile training team at the unit's home station or at INIWIC, Fort Leonard Wood. Units that desire to host an INIWIC mobile training team (MTT) at their home station must submit a formal request to the Training and Education Command, Quantico, Virginia. A sample memorandum of the formal request is in Appendix F.
- d. INIWIC is not an MP-specific school. All military occupations may attend the INIWIC. Units hosting an INIWIC MTT will review their Service-specific, NLCS for INIWIC-required equipment before the MTT's arrival. Also, hosting units should contact their installation's local MP unit for assistance with acquiring any missing

INIWIC-required equipment. (The course instruction for INIWIC will be discussed later in the chapter).

e. After action reviews from deployed units indicate classroom-only instruction is inadequate. Classroom training, which can be characterized as the “crawl” phase, should be accompanied by practical exercises requiring Service members to employ NLW. Hands-on experience during training, such as range days to use NLW, munitions, and devices, is a key component of the “walk” phase. The “run” phase includes conducting a dry fire exercise and completing a scenario-based training event, which includes multiple NLW. These events solidify comprehension and user proficiency. Some recommendations for each of the various “crawl, walk, run phases” are:

- (1) Hold a 30-minute wargaming session at all levels and across occupational skills.
- (2) Perform routine gun drills, which may include one-day individual range time to test and gain comfort with multiple NLW. If there are no certified NLW instructors within the unit to teach this and no INIWIC MTT available, this training can be coordinated through the base law enforcement units who may be willing to instruct others and may have the equipment.
- (3) Hold follow-on scenario training incorporating medical procedures, such as NLW-related injury treatment (e.g., blunt force trauma, shock, internal bleeding) into NLW training.

f. NLW training should be accompanied by ROE, RUF, EOF, and continuum of force training. Incorporating those considerations helps Service members determine whether hostile intent exists and the appropriate response to a given threat. By learning these skills prior to execution, Service members deploy armed with the necessary tools to act quickly and appropriately. Repeat this training to maximize proficiency and retention. Unit training, which combines multiple NLW in a scenario is the culmination exercise.

g. NLW employment may result in unintended consequences. NLW training should address these possibilities and provide mitigation and consequence management solutions.

h. Leverage staff components to enhance the realism and accuracy of NLW training. Examples of how the different staff components facilitate and enhance NLW training follow:

- (1) Medical personnel provide an understanding of OC decontamination requirements, HEMI exposures, and potential injuries resulting from other NLW employment. Often, medical personnel can treat NLW injuries with their authorized unit equipment, but they must be informed which NLW will be included in the training to prepare for any necessary medical treatment.
- (2) Public affairs support training by helping NLW users engage and respond to the media consistent with unit and strategic messaging that supports the commander’s objectives. During scenario training for the unit, public affairs

officers should be asked to provide a unit message that fosters goodwill with civilian populations and encourages cooperation. This can be achieved by explaining which NLW are authorized to be used and how the unit will make their determination of hostile intent.

(3) The intelligence staff works with the operations staff to project a realistic threat environment based on the commander's guidance for the outcome of the training. This ensures the toughest and most realistic environment for the unit going through the training. Also, they may provide insight into the cultural, ethnic, and political views of a local population that describes how NLW assist the overall unit goals and what may occur if lethal weapons are used instead.

(4) Judge Advocates clarify complex ROE and RUF issues. Commanders ensure federal, state, and local laws are followed, in consultation with their servicing Judge Advocate, and that ROE- and RUF-related issues are properly integrated into NLW training. As with the intelligence staff, the Judge Advocate personnel steer leaders in a scenario that highlights how using NLW can offer the same value as lethal weapons while meeting the ROE and RUF.

(5) The logistics staff provides advice and guidance in maintenance, resupply, and storage procedures ensuring units have the NLW stocks required for operations and provides NLW process distribution during operations.

3. Service-specific NLW Training Requirements

Each Service has unique NLW training requirements and NLW education material. Table 3 on pages 27-30 details Service-specific NLW training requirements and guidance.

Table 3. Service-Specific NLW Training Requirements and Guidance			
Joint			
Reference	Title	Date	Source
DoD Instruction 5000.69	<i>DoD Joint Service Weapons and Laser System Safety Review Processes</i>	9 Nov 11 (10 Aug 23)	http://www.esd.whs.mil/Directives/issuances/dodi/
United States Army			
Reference	Title	Date	Source
Training Circular 3-19.5	<i>Nonlethal Weapons Training</i>	6 May 14	https://armypubs.army.mil/

Table 3. Service Specific NLW Training Requirements and Guidance (Cont'd)			
United States Army (Cont'd)			
Reference	Title	Date	Source
Army Techniques Publication 3-39.33	<i>Crowd Control</i>	23 Jun 22	https://armypubs.army.mil/
Department of the Army Pamphlet 350-38	<i>Standards in Weapons Training</i>	15 Nov 24	https://armypubs.army.mil/
United States Marine Corps			
Reference	Title	Date	Source
Navy and Marine Corps Departmental Publication 3500.72B	<i>Nonlethal Weapons (NLW) Training and Readiness (TandR) Manual</i>	31 May 18	http://www.marines.mil/News/Publications/
Marine Corps Order 5500.6H CH 1	<i>Arming of Law Enforcement and Security Personnel and the Use of Force</i>	21 Aug 13	http://www.marines.mil/News/Publications/
Marine Administrative Message (MARADMIN) 458/08	<i>Updated Guidance on Marine Corps Training and Employment of Oleoresin Capsicum (OC) Spray</i>	1 Aug 08	http://www.marines.mil/News/Publications/

Table 3. Service Specific NLW Training Requirements and Guidance (Cont'd)			
United States Marine Corps (Cont'd)			
Reference	Title	Date	Source
MARADMIN 560/08	<i>Marine Corps Training and Use of Human Electro- Muscular Incapacitation (HEMI) Devices</i>	1 Oct 08	http://www.marines.mil/News/Messages/
United States Navy			
Reference	Title	Date	Source
OPNAVINST 5530.14E w/ CH-3	<i>Navy Physical Security and Law Enforcement Program</i>	23 Sep 14 (20 Nov 17)	https://www.secnav.navy.mil/doni/opnav.aspx
Formal Course	Anti-Terrorism Training Supervisor	N/A	https://app.prod.cetars.training.navy.mil/cantrac/vol2.html
United States Air Force			
Reference	Title	Date	Source
Department of the Air Force Instruction (DAFI) 31- 117_DAFMG2024-01	<i>Arming and Use of Force by Air Force Personnel</i>	6 May 24	http://www.e-publishing.af.mil/
DAFI 31- 118_DAFGM2023-01	<i>Security Forces Standards and Procedures</i>	15 Nov 23	http://www.e-publishing.af.mil/
AFI 36-2654, Combat Arms Program	<i>Combat Arms Program</i>	15 Apr 20	http://www.e-publishing.af.mil/
AFMAN 36-2655	<i>USAF Small Arms and Light Weapons Qualification Programs</i>	16 Apr 20	http://www.e-publishing.af.mil/
United States Coast Guard			
Reference	Title	Date	Source
COMDTINST M16247.1H	<i>US Coast Guard Maritime Law Enforcement Manual</i>	20 Nov 2020	https://cgportal.uscg.mil/library Available only to common access card enabled USCG personnel with access to the Coast Guard Portal (.mil) Website.

Table 3. Service Specific NLW Training Requirements and Guidance (Cont'd)			
National Guard			
Reference	Title	Date	Source
National Guard Regulation 500-5	<i>National Guard Domestic Law Enforcement Support and Mission Assurance Operations</i>	18 Aug 2010	https://www.hsdl.org/?abstractanddid=689477
Legend: COMDTINST–Commandant Instruction (USCG) DoDI–Department of Defense Instruction OPNAVINST–Office of the Chief of Naval Operations instruction USCG–United States Coast Guard			

4. Inter-Service NLW Training

a. Introduction to NLW. The Joint Nonlethal Weapons Program (JNLWP) sponsors an online course titled, “Introduction to Nonlethal Weapons.” This course is accessed via the Joint Knowledge Online website at <https://jkodirect.jten.mil>. To access the site, logon using a common access card. The NLW training course catalog number is P- US1236. To launch the course, go to the “My Training tab” and select the launch button. This training course is also hosted on the Marine Net and My Navy Portal. Introduction to NLW consists of nine modules:

- (1) Introduction and Background.
- (2) Impacts of NLW.
- (3) Tactical Employment.
- (4) Counterpersonnel.
- (5) Countermaterial.
- (6) NLW in development.
- (7) Training vignettes, including:
 - (a) Vehicle checkpoint.
 - (b) Cordon and search.
 - (c) VBSS.
 - (d) Perimeter Defense.

b. INIWIC. INIWIC training produces NLW instructors at the Marine Corps Detachment, Fort Leonard Wood. INIWIC provides NLW training to prepare and certify Soldiers, Marines, Sailors, Airmen, and other DoD personnel to serve as trainers and unit advisors on the tactical employment of NLW.

(1) INIWIC is an interservice, training review organization course. Quotas are available for each Service through its Service training reservation channels.

(2) INIWIC is the only DoD NLW “train-the-trainer” course. Instructors become certified in INIWIC to train personnel to tactically employ NLW capabilities. US Army graduates of the course receive the additional skill identifier (ASI) “2A,” and US Air Force graduates receive the special experience identifier “310”. Service regulations dictate the distribution and responsibilities of these identifiers. For example, the Army “2A” ASI identifies “Soldiers trained in the background, planning, policy, training, and application of non-lethal capabilities as an advisor to the commander” and authorizes or requires a density of Soldiers with this ASI for certain unit types. See AR 611-12 for more information.

Note: USN teaches the nonlethal weapons senior instructor course, an authorized USN train-the-trainer course.

(3) INIWIC provides an in-depth understanding of ROE and RUF. The course teaches students when and how to escalate or de-escalate force relative to perceived threats and informs them of appropriate NLW employment.

(4) INIWIC addresses 13 NLW topics in modules. They are:

(a) Policies relevant to the application of force. This module prepares individuals to make sound use-of-force decisions. Discussions include SROE, SRUF, force continuum, nonlethal policy considerations, and Service policies for the use of force.

(b) Ocular hail and warning devices. This module gives individuals the knowledge to employ light and laser technologies to halt or deter a threat.

(c) Close-range subject control. This module teaches proper close-range subject control techniques. Techniques include body positioning drills, control holds, takedowns, handcuffing and baton, and hand drills including disengagement techniques.

(d) Employment of OC (also called pepper spray). This module imparts knowledge and effectively trains end users to properly employ OC. Discussion includes OC training and certification, decontamination, inert and live OC, and how OC training relates to the concept of nonlethal training.

(e) HEMI or electro-muscular device (EMD). This module provides HEMI or EMD technical aspects, employment considerations, and safety considerations. Individuals qualify with the HEMI and EMD and receive a DoD certification.

- (f) Compressed air launcher instruction includes general information, maintenance procedures, operating procedures, and considerations for conducting training and qualification.
- (g) Acoustic hail and warning devices. This module instructs individuals on AHDs associated with communicating effectively over long distances.
- (h) VLADs. This module trains proper employment of various VLADs.
- (i) Nonlethal munitions. This module allows individuals to become familiar with, and qualify on the range with, various nonlethal munitions. Discussions include the intent of nonlethal munitions, force continuum, types and characteristics of nonlethal munitions, ranges, physical and psychological effects, employment considerations, and key factors necessary for conducting a live-fire exercise (LFX).
- (j) NLCS. This module provides individuals with an understanding of NLCS and the ability to educate others on the topic.
- (k) Civil disturbance. This module teaches how to enhance the effectiveness of nonlethal responses to civil disturbances. The discussion includes crowd behavior, indicators of crowd mood and threat, and various formations effective in combating different types of disturbances.
- (l) Integrating NLW capabilities into unit operations. This module discusses the basic principles of integrating NLW into unit training and operations. The discussion includes information on safety concerns, phases of NLW, observer and controller responsibilities, procedures for planning and executing NLW training and operations, and conducting an after-action review with units.
- (m) Conducting NLW capabilities unit training. This module discusses how to conduct NLW training, including remedial training techniques.

(5) The INIWIC website has more information at:

<http://www.tecom.marines.mil/Units/Training-Command/Detachments/Marine-Corps-Detachment-Fort-Leonard-Wood/INIWIC/>.

c. Integrating NLW Training into joint-multinational combatant command exercises/unit command post exercises (CPXs).

(1) Combatant commands and large units conducting CPXs or table-top exercises should incorporate scenarios or vignettes into exercises and wargames that present opportunities to employ NLW. Integration of NLW planning during the US joint and Service planning processes, or other Service equivalent process ensures that NLW capabilities and effects are planned and captured.

(a) Integrate NLW into CPX situational training exercises (STXs), and LFXs as appropriate to the exercise's objectives and the availability of NLW resources.

(b) Integrate NLW into CPXs to increase the proficiency of staff planners to identify NLW capability requirements, gaps, and develop solutions to fill these gaps.

(c) Integrate NLW into STXs to increase proficiency in applying NLW capabilities to situations forces may likely encounter while operating within their area of operations. Update local unit standard operating procedures from these STXs and forward identified capability gaps and recommended solutions up through the chain of command.

(d) Integrate NLW into LFXs for familiarization and to increase proficiency in employing NLW against targets.

(2) Integration of NLW and effects can be accomplished through multiple media. Prior to CPX initial planning conference, requesting NLW simulation support or intel support during the “Road to Crisis” period for an exercise is ideal. Units can contact their joint intermediate force capabilities advisor (JIFCA) for assistance.

(3) Identification of the NLW exercise objectives, units participating, and resources required are imperative for successful execution of the NLW objectives throughout the CPX/LFX/STX. It is recommended that these are identified during the initial planning event to provide adequate time to resource.

(4) For assistance with joint exercise integration of NLW, contact the Joint Intermediate Force Capability Office at JifcolInfo@usmc.mil. The *Intermediate Force Capabilities Range Book*, Version 2.0 Edition 2021 is an additional resource for NLW range planning.

5. NLW Exercise Planning Checklist

a. When planning for NLW integration into an exercise or training event it is helpful to develop a checklist to ensure critical inputs, milestones, and outputs are accounted for. Items to consider for a unit checklist include:

- (1) Task.
- (2) Purpose.
- (3) Methodology.
- (4) End state.
- (5) Critical planning horizons.

b. Consult the trained unit/Service NLW advisor discussed in paragraph 4 above or the combatant command JIFCA to develop a detailed and mission oriented NLW planning checklist.

6. Service Points of Contact for NLW Training

a. United States Army. Army Nonlethal Scalable Effects Center, 14030 MSCoE Loop, Suite 1088, Fort Leonard Wood, Missouri 65473. Phone: Defense Switched

Network (DSN) 676-5490, -3516, or -5494; commercial: (573) 563-5490, -3516, or -5494.

b. United States Marine Corps. Headquarters, United States Marine Corps. Deputy Commandant, Combat Development and Integration, Capabilities Development Directorate, Ground Combat Element Division – Force Protection, Active Security Branch 3300 Russell Road Quantico, Virginia 22134. Phone: DSN 378-8461, commercial (703) 432-8461.

c. United States Navy. Mechanical Advantage Control Hold, OC, and Baton Training. Center for Security Forces, 1575 Gator Boulevard, Suite 338 Joint Expeditionary Base Little Creek-Fort Story, Virginia Beach, Virginia 23459-2751. Phone: DSN 253-5225, commercial (757) 462-5221. Website: <https://www.public.navy.mil/netc/centers/csf/Default.aspx/>.

d. United States Navy. LA-9/P and Administrative Laser Safety Officer. Naval Surface Warfare Command, Dahlgren, Virginia; 6078 Noric Avenue Suite 309 Dahlgren, Virginia 22448-5131, Phone: DSN 249-10939327, commercial (540) 653-1093.

e. United States Air Force. Air Force Security Forces Center. Address: Air Force Security Forces Center, 1517 Billy Mitchell Blvd, Joint Base San Antonio-Lackland, Texas 78236-0119. Phone: DSN 945-5015, commercial (210) 925-5015. Website: <http://www.afsfc.af.mil/>.

f. United States Coast Guard. US Coast Guard Headquarters, Office of Specialized Capabilities (CG-721), 1790 Ash Street SE, Washington, DC 20032, Phone: (202) 372-2474.

Appendix A

HISTORY OF NONLETHAL WEAPONS (NLW)

1. Background

- a. Operation UNITED SHIELD took place in Somalia from 9 January to 3 March 1995 and included a multinational coalition, combined task force organized to evacuate all United Nations peacekeeping forces from Somalia. That operation marked the first-time NLW were integrated into planning and operations for an overseas contingency operation. As preparations began for the operation, it became clear that unarmed, hostile elements posed a substantial threat to evacuation forces. This prompted the procurement of nonlethal technologies to fill the gap between verbal warnings and the application of deadly force when dealing with unarmed, hostile elements. United States (US) Marines were equipped with 40 millimeter and 12-gauge nonlethal munitions, pepper spray, rubber ball grenades, flash-bang grenades, and laser illuminators.
- b. The commanding general conducted an aggressive, strategic communication campaign ensuring the host nation's population was aware of the capabilities the US Marines were bringing to the operation.
- c. Rules of engagement (ROE) for Operation UNITED SHIELD incorporated the principles of graduated response, necessity, and proportionality. During one incident, an armed agitator was identified within a large group of Somali nationals. A Marine, armed with an M16 fitted with a laser designator, aimed his laser at the agitator illuminating his chest with the pulsing light. As others in the mob saw the bright light on the man's chest, the mob began drifting away from him, and ultimately dispersed. The agitator found himself standing alone facing the Marines and quickly departed.
- d. Though widespread employment of NLW systems, was largely unnecessary during the evacuation, the US Congress directed the Department of Defense (DoD) to establish a NLW program due to the widespread media coverage of NLW use during the operation.

2. Policy

- a. In 1996, the Secretary of Defense signed a Department of Defense Directive (DoDD) that established policy for NLW. This policy was superseded by DoDD 3000.03E, *DoD Executive Agent for NLW, and NLW Policy*. These documents established policies and responsibilities for the development and employment of NLW and designated the Commandant of the Marine Corps as the executive agent for the Joint Non-Lethal Weapons Program and the Joint NLW Directorate (JNLWD) (redesignated as the Joint Intermediate Force Capabilities Office [JIFCO]) as the lead agent charged with identifying, evaluating, and developing NLW capabilities and enabling NLW employment across the continuum of military operations. See <http://jnlwp.defense.gov/> for more information on the DoD NLW program.

- b. The *Ike Skelton National Defense Authorization Act for Fiscal Year 2011* (Public Law 111–383) directed the DoD to demonstrate and assess the utility and effectiveness of NLW and provide escalation of force (EOF) options for counterinsurgency operations. The study provided commanders a wide range of force application and protection options when supplementing a commander's employment of deadly force.
- c. DoDD 3000.03E, *DoD Executive Agent for NLW, and NLW Policy*, updates the authorities, establishes policies, and assigns responsibilities for managing the DoD NLW program. The current version of DoDD 3000.03E, incorporating change 2, 31 August 2018 maintains the designation of the Commandant of the Marine Corps as the DoD executive agent for NLW.
- d. In 2020 the JNLWD was officially redesignated the JIFCO. See: *Intermediate Force Capabilities: Bridging the Gap Between Presence and Lethality, U.S. Department of Defense Non-Lethal Weapons Program Executive Agent's Planning Guidance 2020* for more information on the redesignation and for the executive agent's planning guidance.
- e. DoDI 3200.19, *Non-Lethal Weapons Human Effect Characterization* establishes policy, responsibilities, and procedures for DoD NLW human effects characterization and the risk of significant injury (also referred to as RSI) as a standard metric for reversibility. This policy provides guidance for the Services to establish acceptable risk of significant injury and desired human effects in appropriate capability documents and to create the Human Effects Review Board for NLW programs.

Appendix B

NONLETHAL WEAPONS, MUNITIONS, AND DEVICE INFORMATION CARDS

1. General

Though not every Service is authorized munitions or ammunition for all nonlethal weapons (NLW), there are processes to assist with obtaining these items. Contact the unit logistics officer to complete a request.

2. Service Specific NLW, Munitions, and Devices

- a. Tables 4 through 9 depict NLW, munitions, and devices used across the DoD.
- b. Table 4 depicts sprayed riot control agents (RCAs) and table 5 depicts hand thrown RCAs. RCAs are effective in dispersing crowds but have restricted use within the Department of Defense (DoD). Refer to the rules of engagement or rules for the use of force when planning for using or equipping with RCAs.
- c. The current list of USAF authorized NLW/IFC devices, munitions, and equipment can be found on the USAF SF SMARTNet located at:
<https://usaf.dps.mil/teams/SMARTNet/SitePages/Non-lethal-Weapons.aspx>.



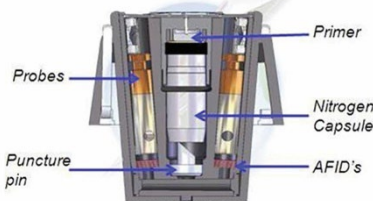

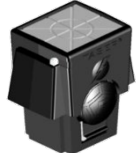


Table 4. Riot Control Agents (RCAs)				
Type	Nomenclature	Effective Range	Notes	Images
Oleoresin capsicum (OC) - pepper spray	Mk 3	10-12 feet	<ul style="list-style-type: none"> Individual live RCA Target-specific stream 	
	Mk 4	12 feet	<ul style="list-style-type: none"> Individual live RCA 30-35 ½ -second bursts 	
	Mk 39	10-30 feet	<ul style="list-style-type: none"> Individual live RCA 15 1-second bursts 	
	Mk 9	15 feet	<ul style="list-style-type: none"> Squad live RCA Target-specific stream 8-10 ½ -second high-volume bursts 	
	Mk 46	25-30 feet	<ul style="list-style-type: none"> Platoon live RCA 12 1-second high-volume bursts in a dispersed pattern 	
	Mk 20	16.5 feet	<ul style="list-style-type: none"> USAF only Squad sized fog pattern 	
Chlorobenzylidene malononitrile (CS) – tear gas	M 38	10-30 feet	<ul style="list-style-type: none"> 15 1-second bursts 	

Table 5. Hand Thrown Riot Control Agent Grenades			
Variant	NSN	(DODIC)	Characteristics (common to all)
M7A3 Grenade hand riot CS (USA, USAF)	1330-00-096S-0802	G963	<ul style="list-style-type: none">• Minimum safe distance: 3 meters• Maximum effective range: 3-meter radius from detonation point (wind must be factored in)• Planning factor 20-meter throw• Fuse delay 3-5 seconds
M25 Grenade hand riot CN (USA)	8140-00-345-9022	G927	
M47 Grenade hand riot CS (USA)	1300-00-143-7146	G922	
M25A2 Grenade hand riot control CS-1 (USAF, USMC)	1330-00-645-6211	G924	
<p>Legend:</p> <p>CN—chloroacetophenone</p> <p>CS— chlorobenzylidene malononitrile</p> <p>DODIC—Department of Defense identification code</p> <p>NSN—national stock number</p> <p>USA—United States Army</p> <p>USAF—United States Air Force</p> <p>USMC—United States Marine Corps</p>			

d. Table 6 depicts human electro-muscular incapacitation (HEMI) devices commonly known as TASER® and associated components.

Table 6. Human Electro-muscular Incapacitation					
X26E®, X26P® TASER® (United States Army, Marine Corps, Navy, Air Force)					
Range	Weight	Pulse cycle	Voltage	Propulsion	Notes
25 feet	7.2 ounces	5 seconds	50,000 volts initially 1,200 volts sustained	1,600–2,200 pounds per square inch	X26E® is the law enforcement model with 195 5-second shots per battery X26P® is the professional series with 500 5-second shots per battery
TASER® Cartridges (all Services)					
Description	Range	Probe	Cartridge image	Cartridge components	
Black cartridge yellow door	15 feet	Regular probe		<div>TASER Cartridge</div>  <div>Anti-felon identification (AFID) tags</div> 	
Black cartridge, silver door	21 feet	Regular probe			
Black cartridge, green door	25 feet	XP probe (US Army, US Air Force)			
Blue cartridge, blue door	21 feet	Short Probe, training use only			
Note: AFIDs deter misuse through enhanced accountability. AFID includes bar-coded serialization of each cartridge and disperses confetti-like ID tags upon activation.					
Note: All cartridges are compatible with X26E® and X26P®.					

e. Table 7 depicts projectiles and launchers with characteristics and employment considerations sorted by type.





Table 7. Nonlethal Projectiles						
Type	Name/ Nomenclature	National Stock Number (NSN)	DODIC	Service	Minimum Range	Maximum Range
Blunt impact rounds	12-gauge fin stabilized/ M1012	1305-01-470-2405 	AA51	USA USMC USAF	10 meters	20 meters
	40mm sponge grenade/ M1006	1310-01-452-1190 	BA06	USA USMC USAF	10 meters	50 meters
Crowd dispersal	12-gauge crowd dispersal/ M1013	1305-01-470-2139 	AA52	USA USMC USAF	10 meters	20 meters
	40mm crowd dispersal/ M1029	1310-01-475-0628 	BA13	USA USAF	10 meters	30 meters
<p>Notes and employment considerations</p> <ul style="list-style-type: none"> • Rounds contain durable molded hard rubber. • Most effective against point targets. • Aim at center mass. • Round is potentially lethal if employed within 10 meters or directed at head or neck at any range. • Do not skip as round trajectory is unpredictable after striking ground. • Wind will affect trajectory at longer distances. <p>• Rounds contain durable molded hard rubber.</p> <ul style="list-style-type: none"> • Most effective against point targets. • Aim at center mass. • Round is potentially lethal if employed within 10 meters or directed at head or neck at any range. • Do not skip as round trajectory is unpredictable after striking ground. • Wind will affect trajectory at longer distances. • Cannot be fired from MK19. <p>• Round contains 18 x .32 caliber rubber balls.</p> <ul style="list-style-type: none"> • Most effective against multiple targets. • Aim at center mass. • Round is potentially lethal if employed within 10 meters or directed at head or neck at any range. • Do not skip as round trajectory is unpredictable after striking ground. • Wind will affect trajectory at longer distances. <p>• Round contains 48x .48 caliber rubber balls.</p> <ul style="list-style-type: none"> • Most effective against multiple targets. • Aim at center mass. • Round is potentially lethal if employed within 10 meters or directed at head or neck at any range. • Do not skip as round trajectory is unpredictable after striking ground. • Wind will affect trajectory at longer distances. • Cannot be fired from MK19. 						

Table 7. Nonlethal Projectiles (Cont'd)





Type	Name/ Nomenclature	National Stock Number (NSN)	DODIC	Service	Minimum Range	Maximum Range	Notes and employment considerations
Crowd Dispersal (cont.)	Modular crowd control munition/M5	1346-01-464-2606 	WA97	USA	5 meters	15 meters	<ul style="list-style-type: none"> • 600 x .32 caliber rubber balls. • Shot arc is 60-80 degrees, laterally. • Most effective against multiple targets.
Crowd dispersal grenade/ M104 family	Sting ball grenade/ M104	1330-01-454-0132 	GG04	USA USMC USAF	3 meters (effective blast radius)	20 meters (thrown)	<ul style="list-style-type: none"> • 100 x .25 caliber rubber balls + rubber body fragments on detonation. • Most effective against multiple targets. • Throw at high arc so grenade air bursts to improve effectiveness. • Fuse delay 3-5 seconds, blast radius 2-3 meters.
	Nonlethal bursting hand grenade and launching cup	1005-01-521-6792 (cup) 1305-01-504-3529 (cartridge) 1305-01-464-8389 (cartridge) 	AA30 (12 gauge launching cartridge DODIC)	USMC		200 meters	<ul style="list-style-type: none"> • Most effective against multiple personnel. • Use only with a Mossberg 500 A2; note that the launch cup does not fit all barrel and magazine configurations. • Do not fire it using standard 12-gauge blanks. • Shooters must use a 12-gauge launching cartridge (AA30) to propel the GG04 grenade.  <p>Mossberg 500 w/ Grenade Launching Cup</p>
	Grenade practice body/fuse	1330-01-504-2866 (body) 1330-01-504-2991 (fuse)	GG13/G G14	USMC			<ul style="list-style-type: none"> • Grenade practice body, nonlethal training aide accurately resembles the GG04 and can be used up to 20 times. (M 240 standard fuse [GG14] must be replaced each use).

Table 7. Nonlethal Projectiles (Cont'd)






Type	Name/ Nomenclature	National Stock Number (NSN)	DODIC	Service	Minimum Range	Maximum Range	Notes and employment considerations
Flash-Bang and Stun Grenades	Mk-13 BTV stun grenade	1330-01-537-9812 	GG20	USMC USAF		15 meters	<ul style="list-style-type: none"> Causes 3-5 seconds of flash blindness (>6 million candlepower) and auditory distraction (180 decibels).
	Improved flash- bang grenade/mk 20 MOD 0 diversionary hand grenade	1330-01-625-0052 	GG36	USAF USCG USSOCOM		15 meters	<ul style="list-style-type: none"> Provides 10 seconds of flash blindness (>6 million candlepower). Provides auditory distraction and disorientation (143 decibels).
	Diversionary, practice fuse and base MK 1 MOD 0 grenade, hand	1330-01-678-7486  1330-01-678-7490 	GG44 GG45	USAF USCG USMC USSOCOM			<ul style="list-style-type: none"> Training Device intended to simulate functionality of DODIC GG20 during Close Quarter Combat and Breaching Operations. Reusable Body up to approximately one hundred times. No Fragmentation.
	Stun grenade/M84	1330-01-459-8141 	GG09	USA USAF		15 meters	<ul style="list-style-type: none"> Causes flash blindness (>1 million candlepower) and auditory distraction (170-180 decibels). Grenade's body is reusable.


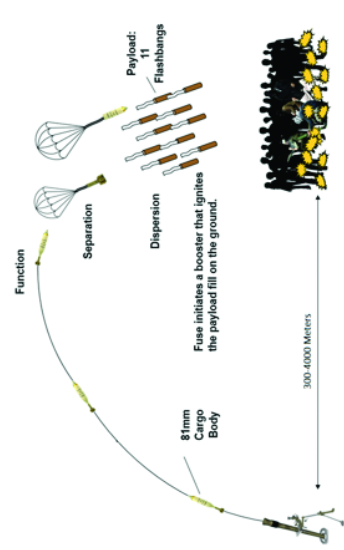

Table 7. Nonlethal Projectiles (Cont'd)							
Type	Name/ Nomenclature	National Stock Number (NSN)	DODIC	Service	Minimum Range	Maximum Range	Notes and employment considerations
Flash-Bang and Stun Grenades (cont.)	81mm Flash- bang munition	1315-01-689-0020 	CA72	USMC	300 meters	4000 meters	<ul style="list-style-type: none">Compatible with M252 mortar weapon system.Payload 8x Flash-Bangs.Each individual flash-bang produces peak light, sound, and pressure outputs similar to an M84 Flash-bang Grenade.Provides counter-personnel capability to suppress combatants/non-compliant personnel via auditory and visual degradation at extended ranges, while minimizing risk of injury and potential collateral damage to critical infrastructure.Two parachute design mitigates impact energy of large metal parts.
					<ul style="list-style-type: none">Approximately 225m above the target (detonation based on firing tables), the round detonates, separating the mortar's nose and tail section, releasing the 11 flash-bangs.A time fuse ensures flash-bang detonation 12-14 seconds after separation from the round.		
							










Table 7. Nonlethal Projectiles (Cont'd)							
Type	Name/ Nomenclature	National Stock Number (NSN)	DODIC	Service	Minimum Range	Maximum Range	Notes and employment considerations
Marking and Warning	Compressed air launcher	Multiple types/ manufacturers 		USA USAF ANG NG	5 meters	50 meters	<ul style="list-style-type: none"> • Semi-automatic – the magazine can be loaded with different types of rounds. • Fires projectiles filled with washable or permanent paint or oleoresin capsicum pepper spray. • Target area is center of mass; head shots are never acceptable.
	12-gauge, joint nonlethal warning munitions	1370-01-523-6486 (100 meters) 1370-01-530-6571 (200 meters) 	LA51 LA52	USN USCG	N/A – not to be fired directly at targets	100 meters 200 meters	<ul style="list-style-type: none"> • 3 million (plus or minus 1 million) candlepower • 170 decibels. • Fire at a 37–45-degree angle to cause an effect in front of or above approaching personnel or vehicles. • Do not fire directly at personnel. • Wind will affect the trajectory of the round.
	40-mm joint nonlethal warning munition	1310-01-534-8945 	BA26	USN	N/A – not to be fired directly at targets	300 meters	<ul style="list-style-type: none"> • 7 million (plus or minus 1 million) candlepower • 170 decibels. • Fire at a 37–45-degree angle to cause an effect in front of or above approaching personnel or vehicles. • Do not fire directly at personnel. • Wind will affect the trajectory of the round.
	12-gauge, extended range marking munition/M116	1305-01-553-6192	AB08	USA	20 meters	50 meters	<ul style="list-style-type: none"> • 40 grains of nine shot, coated in fluorescent green marking dye, encased a Kevlar cotton bag. • Most effective against point targets. • Target area should be center of mass, head shots can result in serious injury or death. • Do not fire at ground, the round can become unpredictable. • Wind will affect the trajectory at far distances.

Table 7. Nonlethal Projectiles (Cont'd)							
Type	Name/ Nomenclature	National Stock Number (NSN)	DODIC	Service	Minimum Range	Maximum Range	Notes and employment considerations
66-mm tube-launched munitions *Fired from standard North Atlantic Treaty Organization 66-mm launchers	L96A1 riot control grenade	 		USA	80 meters	200 meters	<ul style="list-style-type: none">• Projects a cloud of riot control agent at extended ranges to subdue and disperse large groups.
	M98 distraction grenade			USA	80 meters	200 meters	<ul style="list-style-type: none">• Releases three stun submunitions that produce a bright flash and loud sound to disorient individuals or large groups.
	M99 blunt trauma grenade	 					<ul style="list-style-type: none">• Fires three submunitions that each release a shower of high-velocity rubber pellets into a crowd.
Legend							
DODIC—Department of Defense identification code		USCG—United States Coast Guard					
mm—millimeter		USMC—United States Marine Corps					
NG—National Guard		USN—United States Navy					
USA—United States Army		USSOCOM—United States Special Operations Command					
USAF—United States Air Force							

f. Table 8 depicts audible and visual hailing and signaling devices.



Table 8. Hailing and Signaling Devices						
Type:	Name:	National Stock Number (NSN):	Service(s):	Size/Weight:	Range:	Characteristics and employment considerations:
Long-range acoustic devices (LRADs)	LRAD 100X	5830-01-578-4373 	USN	14x14x6.5 inches 15 pounds	9-200 meters	<ul style="list-style-type: none"> The LRAD 100X is a self-contained, handheld, portable loud hailer. The LRAD 100X is an easily transportable communication tool that overcomes the background noise of vehicles, vessels, sirens, and boisterous crowds to ensure messages are clearly heard and understood. Use it to broadcast public affairs messages. The audible distance will vary depending on the environmental and atmospheric conditions.
	LRAD 300x	5830-01-578-4368	USA	25x14x11.5 inches 25 pounds	10-400 meters	<ul style="list-style-type: none"> LRAD 300X is a self-contained, handheld, portable, loud hailer. LRAD 300X is an easily transportable communication tool that overcomes the background noise of vehicles, vessels, sirens, and boisterous crowds to ensure messages are clearly heard and understood. LRAD 300X requires a 12 volt power source. Use it to broadcast public affairs messages. The audible distance will vary depending on the environmental and atmospheric conditions.
	LRAD 450X and LRAD 500X	5965-01-674-1815 (450X) 5996-01-574-0072 (500X) 	USA (LRAD 450X) USAF USN (LRAD 500X)	LRAD 450X 14.5x27x12 inches 37 pounds LRAD 500X 25x25x12 inches 44 pounds (without accessories)	10-650 meters	<ul style="list-style-type: none"> The LRAD 450X/500X are lightweight and can be easily transported to provide military and security personnel long-range communications and an effective hailing and warning capability. Use it to broadcast public affairs messages. The audible distance will vary depending on environmental and atmospheric conditions.

Table 8. Hailing and Signaling Devices (Cont'd)





Type:	Name:	National Stock Number (NSN):	Service(s):	Size/Weight:	Range:	Characteristics and employment considerations:
Long-range acoustic devices (LRADs)	LRAD 1000X	5830-01-625-9732	USA USN	30x32x13 inches 66 pounds		<ul style="list-style-type: none"> LRAD 1000X can be transported to provide military and security personnel long-range communications and an effective hailing and warning capability. Requires a 12-volt power source. Use it to broadcast public affairs messages. The audible distance will vary depending on the environmental and atmospheric conditions.
Magnetic audio device	Magnetic audio device 	5965-01-568-2627 	USA USMC USN	10.4x12.9 x11.8 inches 30 pounds	400 meters 60	<ul style="list-style-type: none"> It has input components for microphone or prerecorded message devices on the back. Use it to broadcast public affairs messages. The audible distance will vary depending on the environmental and atmospheric conditions.
Laser signaling and disruption devices	LA-9/P dazzing laser 	5860-01-544-7175 	USN USCG	10.6 inches 20.5 ounces	300m (day) 1500 meters (night)	<ul style="list-style-type: none"> Signaling device used to determine hostile intent during use of force procedures. Class 3B laser. All personnel using this system must be trained in accordance with Operational Navy Instructions 5100.27 and Marine Corps Order 5104.1, Navy Laser Hazards Control Program. Nominal ocular hazard distance 62.9 meters (10 seconds) 38.9 meters (.25 seconds).







Table 8. Hailing and Signaling Devices (Cont'd)						
Type:	Name:	National Stock Number (NSN):	Service(s):	Size/Weight:	Range:	Characteristics and employment considerations:
Laser signaling and disruption devices (cont.)	Long-range ocular interrupter – compact ocular interrupter laser (LROI-COIL)	Navy only: 7H H5860-LLH0H6763 	USN	9.7x7.4x9.4 inches 8.6 pounds 	>1000 yards	<ul style="list-style-type: none"> Class 4 laser. All personnel using this system must be trained in accordance with Operational Navy Instructions 5100.27, Navy Laser Hazards Control Program. Signaling device used to determine hostile intent during use of force procedures. Nominal ocular hazard distance 208 yards.
	Glare Recoil® Model 532-R1	1240-01-702-4269	USAF	5.5 x3x2 inches 15 ounces	5 kilometers (day) 25+ kilometers (night)	<ul style="list-style-type: none"> Class 2M laser. Signaling device to provide effective hail and warning for any escalation of force scenario. Nominal ocular hazard distance 0 meters.
	Glare Mout® mini-green laser model 532P-M	1265-01-558-5814 	USAF	Handheld 9 ounces	150 meters (day) 500 meters (night)	<ul style="list-style-type: none"> Class 3B laser. Signaling device used to determine hostile intent during use of force procedures. Nominal ocular hazard distance 15.6.
	Green laser interdiction system LA-12/P	5860-02-598-7398 	USA	Handheld or rifle mounted 14 ounces	300 meters (day) 1000 meters (night)	<ul style="list-style-type: none"> Class 3B laser (high and low power mode), class 3R laser (training mode). Signaling device used to determine hostile intent during use of force procedures. Nominal ocular hazard distance: 25 meters (high), 5 meters (low).

Table 8. Hailing and Signaling Devices (Cont'd)						
Type:	Name:	National Stock Number (NSN):	Service(s):	Size/ Weight:	Range:	Characteristics and employment considerations:
Laser signaling and disruption devices (cont.)	Green laser interdiction system LA-13/P	5860-01-598-6556 	USA	Handheld or rifle mounted 9.9 ounces	300 meters (day) 1000 meters (night)	<ul style="list-style-type: none">• Class 3B laser (high and low power mode), class 3R laser (training mode).• Signaling device used to determine hostile intent during use of force procedures.• Nominal ocular hazard distance: 25 meters (high), 5 meters (low).
	LA-22 ocular interrupter	5860-01-657-3893 	USMC	5.5x3x2 inches 15 ounces	Effective between 10 and 500 meters. Effectiveness degrades over distance.	<ul style="list-style-type: none">• Class 3B laser.• All personnel using this system must be trained in accordance with Operational Navy Instructions 5100.27 and Marine Corps Order 5104.1, Navy Laser Hazards Control Program.• This is a signaling device used to determine hostile intent during use of force procedures.• Nominal ocular hazard distance 30 meters.
Legend: USA–United States Army USAF–United States Air Force USCG–United States Coast Guard USMC–United States Marine Corps USN–United States Navy						

g. Table 9 depicts nonlethal vehicle stopping devices.




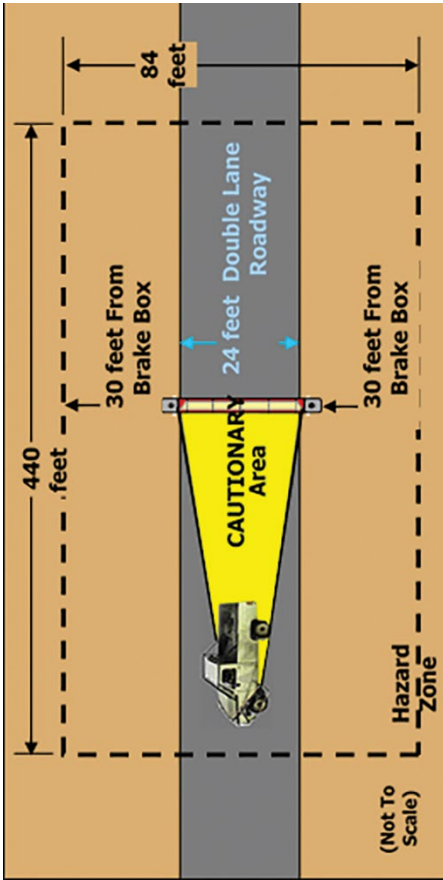
Table 9. Vehicle Stopping Devices				
Device:	National Stock Number (NSN):	Service(s)	Characteristics:	Employment considerations:
Caltrops	4240-01-539-1517 	USA USMC USAF	Approximately two-inch diameter.	<ul style="list-style-type: none"> Caltrops are best employed by securing about 50 caltrops to type 3 paracord (550 cord). They can be pre-emplaced or rapidly expended. The user can quickly toss and recover the caltrops to impair vehicle movement in a designated area.
Vehicle lightweight arresting device (VLAD)	4240-01-518-4626 	USA USMC	Weight: 45 pounds Net size: 3x6 meters Contains carbon steel spikes integrated into the netting.	<ul style="list-style-type: none"> Pre-embed this man-portable net, equipped with barbed spikes along the leading edge of the net to catch the front edge of a tire in the direction of travel. It stops up to a 5,500-pound, wheeled vehicle, traveling at 30 miles per hour, within 200 feet. Use a cutting tool to remove netting from the stopped vehicle's tire and suspension.
Magnum® spike strips	5340-01-515-8518 5340-01-575-2279 	USA USMC USAF	Strip length: 16 feet Weight: 10-25 pounds Contains 128 spikes	<ul style="list-style-type: none"> These can be pre-emplaced or rapidly deployed. The spike has three sharp edges with flutes to channel the escaping air into a circular cavity at its base. The sharp tip and its three cutting edges slice through the tire. The spike is designed to cut through up to five steel belts.

Table 9. Vehicle Stopping Devices (Cont'd)

Table 9. Vehicle Stopping Devices (Cont'd)				
Device:	National Stock Number (NSN):	Service(s)	Characteristics:	Employment considerations:
Portable vehicle arresting barrier (PVAB)	4240-01-469-6122	USA	Weight: 1,050 pounds	<ul style="list-style-type: none">• The portable vehicle arresting barrier (PVAB) is a transportable, pre-emplaced, reusable vehicle-stopping net capable of arresting vehicles weighing up to 7,500 pounds going speeds less than 45 miles per hour, in a controlled manner.• For the PVAB to work most effectively, place it between natural obstacles or jersey barriers. This will inhibit someone from driving around it.• The PVAB can anchor to alternative objects like guardrails, bridge abutments, trees, or a parked vehicle.
<p>Net is used as a bidirectional system capable of one-lane (15 feet) or two-lane (24 feet) coverage. Net can be remotely activated from up to 300 feet away.</p>				<ul style="list-style-type: none">• Example PVAB emplacement: 
<p>Legend:</p> <p>USA—United States Army</p> <p>USAF—United States Air Force</p> <p>USMC—United States Marine Corps</p>				

This page intentionally left blank.

Appendix C

DEPARTMENT OF DEFENSE (DoD) NONLETHAL EQUIPMENT DESCRIPTIONS

The items in table 10 are nonlethal common Service equipment. This is not all-inclusive. Each Service has various components of the following list and additional components in its inventory. A list of each Service's nonlethal capability kits is in appendix D. Use Service-specific supply chains for procurement and sustainment.





Table 10. DoD Nonlethal Equipment Descriptions	
Picture	Description
	Riot face shield. The riot face shield is a non-ballistic shield designed to protect the face from objects thrown or attacks from nonballistic weapons.
	Riot body shield. The riot body shield is nonballistic and designed to protect the body from objects thrown or attacks from nonballistic weapons.
	Riot shin guard. The riot shin guard is designed to protect shins from objects thrown or attacks from nonballistic weapons.
	Riot baton with holster. The expandable riot baton provides a nonlethal means of crowd control and self-defense. The baton comes with a mounting device that attaches the baton to a belt. The baton is 24–36 inches in length.

Table 10. DoD Nonlethal Equipment Descriptions (Cont'd)






Picture	Description
	<p>Practice riot baton. The practice riot baton is used in a safe, dynamic training environment designed for properly using a riot baton. The batons are available in a variety of lengths. Used only by the National Guard and the United States Navy.</p>
	<p>MK 46 Platoon live oleoresin capsicum (OC) Pepper Spray: The MK 46 platoon pepper spray has a range of up to 25 to 30 feet in a target-specific dispersed spray pattern. It contains up to 12 one-second high-volume bursts.</p>
	<p>MK 46 hardware kit. The MK 46 hardware kit consists of a transfer tube, funnel, and transfer bottle. A compressed nitrogen source is required to use the kit.</p>
	<p>MK 46 Refill live OC pepper spray. The MK 46 refill solution comes in a one-gallon container.</p>
	<p>MK 4 Individual inert OC pepper spray. The MK 4 inert individual pepper spray has a range of up to 12 feet in a target-specific stream. It contains 30–35 half-second bursts. It is used for familiarization and training purposes. The inert device is loaded with a nonirritant, nontoxic formulation. The device may contain a nontoxic, water-soluble marker to allow immediate feedback on content delivery to the target. The MK 4 device is marked "Inert".</p>

Table 10. DoD Nonlethal Equipment Descriptions (Cont'd)

Picture	Description
	<p>MK 9 Squad inert OC pepper spray. The MK 9 squad inert pepper spray has a range of up to 15 feet in a target-specific stream. It contains 8–10 half-second, high-volume bursts. It is used for familiarization and training purposes. The inert device is loaded with a nonirritant, nontoxic formulation. The device may contain a nontoxic, water-soluble marker to allow immediate feedback on content delivery to a target. The inert MK 9 device is prominently marked “Inert” with a yellow sticker attached.</p>
	<p>MK 46 Platoon inert OC pepper spray. The MK 46 platoon inert pepper spray has a range of up to 25 to 30 feet in a target specific dispersed spray pattern. It is used for familiarization and training purposes. The inert device is loaded with a nonirritant, nontoxic formulation payload. The device may also contain a nontoxic, water-soluble marker to allow immediate feedback on content delivery to target. The inert MK 46 device is prominently marked “Inert” with a yellow sticker attached.</p>
	<p>FIST® training suit. The FIST® training suit is made of closed cell, shock-absorbent foam. It is worn during realistic hand-to-hand engagement training to hone riot baton skills. The FIST® suit can absorb blows inflicted by the current expandable and wood riot baton. It provides protection for the head, face, hands, and legs, without significant degradation of the wearer’s mobility. The FIST® suit consists of a helmet, chest and back protectors, bicep and forearm protectors, groin and buttock protectors, thigh and shin protectors, gloves, and carrying bag.</p>
	<p>Riot training strike bag. The riot training strike bag is used for training and proficiency in open hand control techniques.</p>

This page intentionally left blank.

Appendix D PROCUREMENT INFORMATION

To support nonlethal effects, the Services have nonlethal capability sets (NLCSs), categorized by specific mission modules, for procurement. This enables a unit to purchase either the individual nonlethal weapons (NLW), equipment, munition, or device or the entire module, if the unit has the specific mission.

1. United States Army (USA) NLCSs

Tables 11–15 list the USA capability sets with their national stock numbers (NSNs). Units or commands can procure individual components or complete modules through the General Services Administration Schedule 84: Security, Fire and Law Enforcement, Special Order Program. Coordination with the Service's logistics section can assist with this process.

Table 11. USA NLCS, Checkpoint Module		
Part/National Stock Number (NSN)	Description	Quantity
6350-01-552-4525	Expeditionary vehicle search pack	4
8415-01-550-1333	Orange safety vest	20
6350-01-572-0686	Handheld metal detector	15
Not applicable	Vehicle inspection checklist	12
5340-01-515-8518	Ultimate Magnum Spike® System	10
5805-01-582-0970	SQU.ID SQ.410	5
4240-01-518-4626	(M2) Vehicle lightweight arresting device	4
5965-01-568-2627	Magnetic Audio Device® (2BT)	5
4240-01-539-1517	Caltrops	1,000
5210-01-551-4694	ESD® (replaced flares)	50
6230-01-538-9928	Peak Beam Systems, Inc., nonlethal [light] (replaced the high-intensity light)	5
9905-01-569-5767	Traffic paddles	10
2490-01-582-1074	Entry-point vehicle kit	1
9905-00-527-4997	28-inch, #7 orange safety cone	30
6115-01-435-1565	Alternating current (AC) generator sets 120 volts AC, 60 hertz	1
5975-00-878-3791	Grounding rod	1
6230-01-537-9019	60-light emitting diode (LED) portable light set (replaced the portable light sets)	6
4240-01-469-6122	(M1) portable vehicle arresting barrier	1
(No NSN Planned)	armorers' kit (spare parts)	1

Table 12. USA NLCS, Convoy Module		
Part/National Stock Number	Description	Quantity
5965-01-568-2649	Magnetic audio device 2B with magnetic mount	10
6230-01-532-9660	GoLight with infrared filter and 12-volt direct current	10

Table 13. USA NLCS, Dismounted Module		
Part/National Stock Number	Description	Quantity
6230-01-538-9928	Peak Beam Systems, Inc., nonlethal [light] package (replaced the high-intensity light)	1
5805-01-531-5590	SQU.ID® 410 (replaced the PHRASELATOR® P2 and SQUI.ID® SQ.200)	1
8565-01-514-8590	Restraint, disposable, trifold	1,000
5120-01-550-1979	Restraint, disposable, cutter	10
8465-01-569-0896	Nonlethal munitions pouch Army combat uniform (ACU)	10

Table 14. USA NLCS, TASER® Sub-Module,		
Part/National Stock Number	Description	Quantity
1095-01-543-2189	TASER® X26P®, no batteries included with the unit (replaced the X26E®); black color, black grips, with an extended digital power magazine)	6
6135-01-528-6895	TASER® XPPM (replaced the extended digital power magazine)	6
1095-01-564-0900	Holster, pistol: Safariland® Holster, right-hand	6

Table 15. USA NLCS, Crowd Control Detainee Operations Module		
Part/National Stock Number	Description	Quantity
8415-01-552-7134	DK-6 face shields	30
8470-01-538-4334	Nonballistic riot body shield with hardware	30
4240-01-538-8190	Nonballistic riot shin guards	30
8465-01-499-9924	Expandable riot baton with holster	30
8465-01-499-9927	Riot baton holder	30
5965-01-539-2029	Riot megaphone with siren	1
5965-01-568-2627	Magnetic Audio Device® 2B	1
5805-01-531-5590	SQU.ID® 410, (replaced the PHRASELATOR® P2 and the SQU.ID® SQ.200)	1
8465-01-538-4640	M39 Individual Riot Control Agent Disperser (IRCAD) Pouch Army Combat Uniform (ACU) pattern	30
1365-01-501-4380	M39, IRCAD oleoresin capicum [OC] disperser government furnished equipment	30
8465-01-515-3155	Restraint, strap cinch (Hobble)	1
8465-01-514-8739	Restraint, full body (Body Cuff)	1
8565-01-514-8590	Restraint, disposable, trifold	2,000
5120-01-550-1979	Restraint, disposable, cutter	10
8465-01-569-0896	Nonlethal munitions pouch ACU	10
8465-01-569-0778	Nonlethal grenade launching cup carrying bag ACU	6
(No NSN planned)	Armorer's kit (Spare Parts)	1

2. United States Marine Corps (USMC) NLCSS

The USMC separates NLW capabilities by mission module. The first USMC mission module is escalation of force (EOF), NSN 1367-01-579-4067, which includes multiple kits that can be used to address an EOF situation. These are detailed in tables 16–24. Individual components or complete modules can be procured by units or commands through General Services Administration Schedule 84. Some items maybe limited due to the products service life or no longer supported by the vendor. Many items require the use of batteries to provide power, the replacement of those batteries is the responsibility of the unit. Coordination with the Service's logistics section can assist with this process.

Table 16. USMC EOF Mission Module Checkpoint, Vehicle Control Point

Part/National Stock Number	Description	Quantity
2590-01-582-1074	Entry-point vehicle kit, including Snake Eye® pepper spray	2
5995-01-609-6041	100-inch video cable for snake-eye pack	2
6350-01-552-4525	Expeditionary search pack: snap checkpoint/vehicle control point	3
5340-01-588-2511	Ultimate Magnum Spike® System	8
4240-01-518-4626	X-NET® (vehicle lightweight arresting device)	4
6230-01-529-1265	VESTLYTE®, red flashing (in pelican case)	80
6230-01-392-8383	Peak Beam Systems, Inc. Maxa® Beam Searchlight	4
6350-01-572-0686	Handheld metal detector	4
6115-01-435-1565	Generator	2
5975-00-878-3791	Grounding rod	1
6230-01-537-9019	Portable light sets (Includes, bulb, pins, tripod)	6
5805-01-609-7358	HPV Technologies, Inc., Magnetic Audio Device® 2B vehicle mount with tripod mount option	1
5985-01-654-5964	SQU.ID® SQ.410 with Magnetic Audio Device® connection, Y cable, custom connection, variable power amplifier (Marine Corps version)	3
4240-01-539-1517	Caltrops	50
5110-17-118-0342	Dynamic entry tactical backpack kit	1
6665-01-609-4770	DropEx Plus kit (50 tests)	1
6665-01-554-8014	Explosive ordnance detector	1

Table 17. USMC EOF Mission Module Checkpoint, Secure Perimeter

Part/National Stock Number	Description	Quantity
6115-01-435-1565	Generator	2
5975-00-878-3791	Grounding rod	1
6230-01-608-3932	Portable light sets (five 100-inch cords per set of six)	12
6150-01-609-9834	150-inch, 10/3 gauge power block cord (one per Light Set plus two extra in escalation of force (EOF) mission module set)	5
5985-01-654-5964	SQU.ID® SQ.410 with Magnetic Audio Device® connection, Y cable, custom connection, variable power amplifier (Marine Corps version)	3
7030-01-610-0083	Concrete and masonry unit database software	1

Table 18. USMC EOF Mission Module Checkpoint, Establish Perimeter

Part/National Stock Number	Description	Quantity
5805-01-609-7358	HPV Technologies, Inc., Magnetic Audio Device® 2B vehicle mount with tripod mount option	2
6230-01-392-8383	Peak Beam Systems, Inc. Maxa® Beam Searchlight	5
7030-01-610-0083	Concrete and masonry unit database software	1

Table 19. USMC EOF Mission Module Checkpoint, Urban Patrolling

Part/National Stock Number	Description	Quantity
6350-01-572-0686	Handheld metal detector	1
5985-01-654-5964	SQU.ID® SQ.410 with Magnetic Audio Device® connection, Y cable, custom connection, variable power amplifier (Marine Corps Version)	2
6230-01-392-8383	Peak Beam Systems, Inc. Maxa Beam Searchlight	1
6665-01-609-4770	DropEx Plus kit (50 tests)	1
6665-01-554-8014	Explosive ordnance detector spray	1
5110-17-118-0342	Dynamic entry tactical backpack kit	1
5965-01-539-2029	Riot megaphone with siren	1

Table 20. USMC EOF Mission Module Checkpoint, Convoy Security

Part/National Stock Number	Description	Quantity
5805-01-609-7358	HPV Technologies, Inc., Magnetic Audio Device® 2B vehicle mount with tripod mount option	2
5985-01-654-5964	SQU.ID® SQ.410 with Magnetic Audio Device® connection, Y cable, custom connection, variable power amplifier (Marine Corps Version)	1
6230-01-392-8383	Peak Beam Systems, Inc. Maxa® Beam Searchlight	1

Table 21. USMC EOF Mission Module Checkpoint, Clear Facilities		
Part/National Stock Number	Description	Quantity
2590-01-582-1074	Expeditionary search pack	2
6230-01-392-8383	Peak Beam Systems, Inc. Maxa® Beam Searchlight	3
5110-17-118-0342	Dynamic entry tactical backpack kit	2
7030-01-610-0083	Concrete and masonry unit database software	1

Table 22. USMC EOF Mission Module Crowd Control, Crowd Control		
Part/National Stock Number	Description	Quantity
8415-01-552-7134	DK6 face shields	100
8470-01-515-0358	Nonballistic riot body shield	30
4240-01-609-1597 (M) 4240-01-649-0884 (L) 4240-01-649-0887 (XL)	Nonballistic shin guards	100
8465-01-499-9924 8465-01-499-9927	Expandable riot baton with holster	100
5965-01-539-2029	Riot megaphone with siren	1
5805-01-609-7358	HPV Technologies, Inc., Magnetic Audio Device® 2B Vehicle Mount with tripod mount option	1
5985-01-654-5964	SQU.ID® SQ.410 with Magnetic Audio Device® connection	4
GSAATIEAMK4	MK 4 pouch coyote	100
6850-01-571-6727	MK 4 live oleoresin capsicum (OC)	200
6850-01-571-6922	MK 9 live OC	80
EADMH-9COY	MK 9 pouch coyote	40
8465-01-649-0968	Nonlethal 12-gauge nonlethal munitions pouch coyote	36
8465-01-649-0976	Nonlethal 40-millimeter munitions pouch coyote	30
EADD6OD	Nonlethal stingball munitions pouch coyote	30
8465-01-649-0989	Nonlethal pouch 12-gauge buttstock cuff coyote	36
1055-01-609-4316	Nonlethal grenade launching cup	36
BHB990177CT	Nonlethal grenade launching cup pouch coyote	36
1055-01-609-436	Nonlethal grenade launch cup	36
6230-01-392-8383	Peak Beam Systems, Inc. Maxa® Beam Searchlight	3

Table 23. USMC EOF Mission Module Crowd Control, Detain Personnel

Part/National Stock Number	Description	Quantity
5895-01-612-9051	PHRASELATOR® P2MX-2 with Magnetic Audio Device® connection	3
5120-01-550-1979	Safety cutters	15
8565-01-514-8590	Trifold restraints pack of six	90
8465-01-620-2330	Body cuff	30
8465-01-515-3155	Hobble restraint	30
6230-01-392-8383	Peak Beam Systems, Inc. Maxa® Beam Searchlight	3
NS57373	Nitrile exam gloves (100 per box)	6
4240-01-463-5449	Particulate surgical masks (box of 20)	30
6350-01-572-0686	Handheld metal detector	15
6665-01-554-8014	Explosive ordnance detector spray	3
6665-01-609-4770	DropEx Plus kit (50 tests)	3
8465-01-648-8414	Evidence bags/seals (100 each) 12 inches x15 inches	1
Note: Quantities listed are for thirty detained personnel.		

Table 24. USMC EOF Mission Module Training, Training Set

Part/National Stock Number	Description	Quantity
5985-01-654-5964	SQU.ID® SQ.410 with Magnetic Audio Device® connection, y cable, custom connection, variable power amplifier (Marine Corps Version)	2
8465-01-620-2330	Body cuff	3
8465-01-515-3155	Hobble restraint	3
6665-01-554-8014	Explosive ordnance detector spray	1
8465-01-470-6251	Trifold disposable handcuff red training device	100
DT5147	Inert MK 4 with red dye	50
DT5197	Inert MK 9 with red dye	10
8415-01-538-4720	Riot training suit with gloves	2
8465-01-529-0862	Riot training strike bag	6
8465-01-529-2001	Ultimate straight training baton	40

3. United States Navy (USN) NLCSSs

- a. The USN categorizes NLW by capability set, however, not every capability set can be purchased as a unit. Those without a quantity column are procured individually. Tables 25 and 26 are the NLW sets used by the USN's law enforcement units and table 27 details shipboard NLW and equipment.
- b. The quantity of NLW equipment varies by ship and unit. Check the allowance equipage list on each ship for a total.
- c. The USN has several different acoustic hailing devices, from the long-range acoustic device 1000, to the HYPERSPIKE®. Consult the ship's allowance equipage list for type. Contact Naval Surface Warfare Center, Crane, Indiana for actual ranges.

Table 25. USN Nonlethal Capability Set, Training

Part/National Stock Number	Description	Quantity
VIASSY-63-BCTSQ	SQU.ID® SQ.200 with Magnetic Audio Device® connection, Y cable, custom connection, variable power amplifier (Marine Corps version)	2
MCBC100	Body cuff	3
MS1553	Explosive trace detector spray	1
ASP56191	Trifold disposable handcuff red training device	100
GSAATIFS333	Riot training suit with gloves	2
MONUTB	Riot training strike bag	6
MON5106	Ultimate straight training baton	40

Table 26. USN Nonlethal Capability Set, Antiterrorism/Force Protection, Checkpoint and Crowd Control, Vehicle Control Point

Part/National Stock Number	Description	Quantity
ATI-EPVK-1002SS	Entry point vehicle kit (including Snake Eye® pepper spray)	2
HTOA-03-100	100-inch video cable for snake-eye pack	2
LIEXPVR1001SS	Expeditionary search pack: snap checkpoint/ vehicle control point	3
QQX-NET	X-NET® vehicle light weight arresting device	4
LILF1000-R	LyteFlare®, red flashing (in pelican case)	80
Xen Nonlethal Capability Sets USMC (USAR)	Xenonics® high intensity light	4

Table 26. USN Nonlethal Capability Set, Antiterrorism/Force Protection, Checkpoint and Crowd Control, Vehicle Control Point (Cont'd)		
GMD1165180	Handheld metal detector	4
HPVMADLTPMS2BVT	HPV Technologies, Inc. Magnetic Audio Device® 2B vehicle mount with tripod mount option	1
GSAATIRSC3	Caltrops	50
DE-TBK	Dynamic entry tactical backpack kit	1
MS1585	DropEx Plus kit (50 tests)	1
MS1553	Explosive trace detector spray	1
PMDK6X250AF	DK6 face shields	100
GSAATIPMBS9	Nonballistic riot body shield	30
GSAATIUSMCSG	Nonballistic shin guards	100
GSAATI23/36	Expandable riot baton with holster	100
GSAATIA2M	Riot megaphone with siren	1
VIASSY-63-BCTSQ	SQU.ID® SQ.200 with Magnetic Audio Device® connection, Y cable, custom connection, variable power amplifier (Marine Corps version)	4
ATIUSMCAK	Crowd control consumables/spares and repairs	1
VIASSY-63030301	PHRASELATOR® P2MX-2 with Magnetic Audio Device® connection	3
NS502-3253874	Safety cutters	15
ASP56192	Trifold restraints pack of 6	900
MCBC100	Body cuff	30
RRH100	Hobble restraint	30
Xen Nonlethal Capability Set	Xenonics® high intensity light	3
ON417-57373	Nitrile exam gloves (100 per box)	6
ON142-8210	Particulate surgical masks (box of 20)	30
GMD1165180	Handheld metal detector	15
MS1553	Explosive trace detector spray	3
MS1585	DropEx Plus kit (50 tests)	3
FS3-2052	Evidence bags/seals (100 each) 12 inches x 15 inches	1

Table 27. USN Nonlethal Capability Set, Shipboard NLW, Hail and Warning

Part/National Stock Number	Description
5830-01-578-4373	Long-range acoustic device (LRAD) 100X
5830-01-578-4368	LRAD 300X
5996-01-574-0072	LRAD 500X
5830-01-625-9732	LRAD 1000X
MBS-410 (PEAK BEAM)/6230-01-588-8523	White light
MBA-1850 (PEAK BEAM)/6230-01-393-1816	Infrared filter
MBA-6100 (PEAK BEAM)/6230-01-392-8479	Padded filter pouch
7H5860-01-544-7175	Laser, directional (LA-9/P) kit
1370-01-530-6486	12-gauge 100 meter, joint nonlethal warning munition (LA 51)
1370-01-530-6571	12-gauge 200 meter, joint nonlethal warning munition (LA 52)
1370-01-534-8945	Cartridge, 40 millimeter, MK 297 MOD 0, warning (300 meter) (BA 26)

4. United States Air Force (USAF) NLCSS

The USAF no longer fields dedicated nonlethal capability sets. Nonlethal capabilities are integrated into equipment unit type codes (UTCs). Current equipment UTCs incorporating nonlethal capabilities are the QFL1E, Entry Control Point (ECP) and QFL3C, Confrontation Management (CM). These UTCs can be either unit or functionally funded. Unit funded UTCs are used for home station training and to support home station operations. Functionally funded UTCs are deployment driven, Defense Readiness Reporting System reportable, functionally maintained, and centrally stored. The USAF ECP and CM unit type codes are detailed in Tables 28 and 29.

**Table 28. USAF Entry Control Point (ECP) Equipment –
Unit Type Code (UTC) QFL1E**

Manufacturer	Nomenclature	Manufacturing part number	Quantity
AAR	Large Internal Slingable Unit (ISU) w/ Air Force Security Forces Configuration	AGL LRG ISU SYSTEM	1 per ISU
AAR	KC ISU Stacking Rack, 3 Pack	ISU KC STACKER SET	1 per ISU
DELTA	16' Basic Structure Set	MP5000 AF SF CUSTOM	1 per ISU
DELTA	Hydraulic Pump System	H8050	1 per ISU
DELTA	Trailer Assembly/Turntable Set/Nitro	MP5000TR-TT-N	1 per ISU
DELTA	Remote Station 20' Cable	MPI-8050-300	1 per ISU
ADVANCED DETECTION	Computer Equipment Case	VI110LPR Sub Part	1 per ISU
ADVANCED DETECTION	Monitor	VI110LPR Sub Part	1 per case
ADVANCED DETECTION	Computer	VI110LPR Sub Part	1 per case
ADVANCED DETECTION	Keyboard	VI110LPR Sub Part	1 per case
ADVANCED DETECTION	Inspection Ramp & Accessory Case	VI110LPR Sub Part	1 per ISU
ADVANCED DETECTION	Ramp	VI110LPR Sub Part	1 per case
ADVANCED DETECTION	Cable	VI110LPR Sub Part	1 per case
ADVANCED DETECTION	Cable Protectors	VI110LPR Sub Part	2 per case
AGL	Table	VI110LPR Sub Part	1 per case
AGL	Security Checkpoint Kit	AGL SEC CP KIT	2 per UTC
Roadshark	Electric Spike Barrier	AGL-RS5	1 per ISU
AGL	Electric Spike Barrier Accessory Case	SCPX1025	1 per ISU
Roadshark	Battery w/ Cord	AGL-RS5 Sub-Part	1 per case
Roadshark	Wired Controller	AGL-RS5 Sub-Part	1 per case

Table 28. USAF Entry Control Point (ECP) Equipment (Cont'd)			
Manufacturer	Nomenclature	Manufacturing Part Number	Quantity
Roadshark	Wireless Controller	AGL-RS5 Sub-Part	1 per case
AGL	Electric Spike Barrier Box	SCPX1027	1 per ISU
Roadshark	Stakes	AGL-RS5 Sub-Part	20 per box
Roadshark	Anchors	AGL-RS5 Sub-Part	40 Per box
Roadshark	Tool Kit	AGL-RS5 Sub-Part	1 Per box
AGL	Detection Control Case	SCPX1001	1 per ISU
AGL	Metal Detection Wand	SCP1005	1 per case
VOXTEC INTERNATIONAL	Translator	SQU.ID SQ.410	1 per case
SUREFIRE	Dominator	UDR-A-BK	2 per case
MILITARY SEWING	Dominator Charger w/ Pouch	C1007	2 per case
MILITARY SEWING	Dominator CR123 Battery Cradle		2 per case
BE MEYERS	RECOIL Dazzler System	532-R1	1 per case
SUREFIRE	Handheld Flashlight	P1R-B-BK	8 per case
MILITARY SEWING	Handheld Flashlight Charger w/ Pouch	C1009	8 per case
AGL	Batteries, CR123, 2-pack	BAT1003	50 per box
AGL	Batteries, 9 Volt	BAT1001	4 per box
AGL	Area Control Sign Pouch #1	SCPX1003	1 per ISU
AGL	Paddle Stop Sign	SCP1008	1 per pouch
AGL	Warning Signs	SCP1026	4 per pouch
AGL	Area Control Sign Pouch #2	SCPX1004	1 per ISU
AGL	ECP/Installation Warning Signs	SCP1013	2 per pouch
AGL	Controlled Area Warning Signs	SCP1014	2 per pouch
AGL	Restricted Area Signs	SCP1015	1 per pouch
AGL	Road Marking Case	SCPX1002	1 per ISU
POWERFLARE	Red light emitting diode (LED) Road Markers (6-pk)	CKT-PF6P-210R-R-BK	4 per case

Table 28. USAF Entry Control Point (ECP) Equipment (Cont'd)

Manufacturer	Nomenclature	Manufacturing Part Number	Quantity
POWERFLARE	IR LED Road Markers (6-pk)	CKT-PF6P-210R-I-OD	4 per case
MILITARY SEWING	Road Marker Charger Pouch	SCP1022	4 per case
POWERFLARE	Road Marker Cone Tops (6-pk)	CTA-001-6	4 per case
AGL	Barrier Tape	SCP1010	2 per case
AGL	Red Rope Spool	SCP1011	2 per kit
AGL	Traffic Cones	SCP1012	10 per kit
AGL	Expeditionary Vehicle Search Kit	AGL EXPED VEH SEARCH KIT	4 per UTC
AGL	Vehicle Inspection Case	EVSKX1001	2 per ISU
SAGE	Small Inspection Mirror	IMFL/12-PR	1 per case
SAGE	Standard Inspection Mirror	PIM1600C	1 per case
SAGE	LED Inspection Mirror - Wheeled	PIM1700C	1 per case
AGL	Batteries, 9 Volt	BAT1001	4 per case
STREAMLIGHT	Inspection Flashlight	85011	2 per case
AGL	Batteries, CR123	BAT1003	4 per case
SAGE	Replacement 5" Inspection Mirror	SDR-5CG	2 per case
SAGE	Replacement 8" Inspection Mirror	SDR-8CG	2 per case
SAGE	Replacement 12" Inspection Mirror	SDR-12A	2 per case
POWERFLARE	Red Road Markers (6-pk)	CKT-PF6P-210R-R-BK	1 per case
POWERFLARE	IR Road Markers (6-pk)	CKT-PF6P-210R-I-OD	1 per case
MILITARY SEWING	Road Marker Charger w/ Pouch	C1008	1 per case
POWERFLARE	Road Marker Cone Tops (6-pk)	SCP1012	1 per case
LRAD	LRAD System Case	LRAD 100X MAG-HS	1 per ISU
LRAD	Expeditionary LRAD	116461-00	1 per case
LRAD	Vehicle Power Cord	106945-00	1 per case
LRAD	LRAD Spare Battery Pack	LRAD-100X-BATT	1 per case
LRAD	LRAD Tripod Case	HCKX1002	1 per ISU
LRAD	Tripod	117567-00	1 per case
AGL	LRAD Accessory Case	HCKX1003	1 per ISU
LRAD	Tactical Pack	TACTICAL-PACK-100X	1 per case
LRAD	Mounting Yoke	109203-00	1 per case

Table 28. USAF Entry Control Point (ECP) Equipment (Cont'd)			
Manufacturer	Nomenclature	Manufacturing Part Number	Quantity
AGL	AF SF PIONEER KIT	AGL PIONEER KIT	2 per UTC
AGL	Pioneer Kit Case	PNKX1001	1 per ISU
AGL	Sledge Hammer	PNK1002	1 per case
AGL	Hammer	PNK1004	1 per case
AGL	Machete	PNK1005	1 per case
AGL	Pick Axe	PNK1006	1 per case
AGL	Hand Shovel	PNK1003	1 per case
AGL	Sand Bags (Burlap)	GMK1002	6 per case
AGL	Sand Bags (Poly)	GMK1003	6 per case
AGL	AF SF CARPENTER KIT	AGL PIONEER KIT	2 per UTC
AGL	Carpenter Kit Case	CPKX1001	1 per ISU
AGL	Cordless Combo Kit	CPK1002	1 per case
AGL	Cordless Kit Charger	CPK1007	1 per case
AGL	Screwdriver Bit Set	CPK1003	1 per case
AGL	Saw Blades	CPK1004	1 per case
GERBER	Gerber Dawg	24516	1 per case
AGL	Zip Ties, 100 Pack	CPK1005	1 per case
AGL	Security Badge Kit	AGL SECURITY BADGE KIT	2 per UTC
AGL	Badge System Case	SBKX1001	1 per ISU
AGL	Badge Printer	SBK1004	1 per case
AGL	Badge Database Software	SBK1003	1 per case
AGL	Badge Scanner w/ Pouch	SBK1005	6 per case
AGL	Badge Scanner Software	SBK1016	6 per case
AGL	Badge System Computer/Camera/Config	SBK1006	1 per case
AGL	Wireless Access Point	SBK1007	1 per case
AGL	Training Session 1 & 2	SBK1015	1 per case
AGL	Security Badge Kit Supplies Case	SBKX1002	1 per ISU
AGL	Printer Ribbon/Supply Set	SBK1009	1 per case
AGL	Badge Kit (1,000 pack)	SBK1010	1 per case
AGL	Table	SBK1013	1 per case
AGL	Chair	SBK1014	1 per case

Table 28. USAF Entry Control Point (ECP) Equipment (Cont'd)			
Manufacturer	Nomenclature	Manufacturing Part Number	Quantity
AGL	POWER DISTRIBUTION KIT	AGL PWR DIST KIT	2 per UTC
AGL	Distribution Panel Case	PDKX1001	1 per ISU
AGL	Distribution Panel	PDK1018	1 per case
AGL	Power Cable Case #1	PDKX1002v2	1 per ISU
AGL	100 ft Extension Cord, 110 V	PDK1007	2 per case
AGL	50 ft Extension Cord, 110 V	PDK1008	2 per case
AGL	50 ft Dual Receptacle Cord, 110 V	PDK1009	1 per case
AGL	100 ft Dual Receptacle Cord, 110 V	PDK1010	1 per case
AGL	6 ft Six Receptacle Power Strip, 110 V	PDK1011	2 per case
AGL	6 ft Adapter Cord, 110 V	PDK1013	1 per case
AGL	25 ft Round Connect Extension Cord, 110 V	PDK1014	1 per case
AGL	Power Cable Case #2	PDKX1003v2	1 per ISU
AGL	4 ft 30-amp Adapter Cord, 220 V	PDK1004	2 per case
AGL	4 ft 50-amp Adapter Cord, 220 V	PDK1005	2 per case
AGL	100 ft 30-amp Distribution Panel Cord	PDK1006	1 per case
AGL	6 ft Adapter Cord, 220 V	PDK1015	1 per case
AGL	10 ft Extension Cord, 220 V	PDK1016	2 per case
AGL	8 ft Six Receptacle Power Strip, 220 V	PDK1017	2 per case
AGL	Expeditionary Generator Kit	AGL SFC GENERATOR	2 per UTC
AGL	Expeditionary Generator	SGK1001	1 per kit
AGL	AMG Battery (Mounted to Generator)	SGK1003	1 per kit
AGL	Lift Eye (Mounted to Generator)	SGK1005	1 per kit
AGL	5 Gallon Fuel Can	FC1001	2 per kit
AGL	Military Fuel Can Spout	FC1002	1 per kit
AGL	3' Ground Rod	PDK1012	1 per kit
AGL	Dolly Kit Box	SGK1004	1 per kit
AGL	GENERATOR SERVICE KIT	AGL GEN SERV KIT	2 per UTC
AGL	Oil Filter	GSK1001	5 per kit
AGL	Fuel Filter	GSK1002	2 per kit
AGL	Air Filter	GSK1003	2 per kit
AGL	Motor Oil	GSK1004	10 per kit

Table 28. USAF Entry Control Point (ECP) Equipment (Cont'd)			
Manufacturer	Nomenclature	Manufacturing Part Number	Quantity
AGL	AF SF CHECKPOINT LIGHT KIT	AGL ECP CPLK	4 per UTC
AGL	AF CP Light Case	CPLKX1001	2 per kit
PELICAN	CP Light	094900-0000-110	2 per kit
PELICAN	CP Light Spare Battery	094800-3047-000	2 per kit
MILITARY SEWING	CP Light Charger w/ Pouch	C1012	2 per kit

Table 29. USAF Confrontation Management Equipment – Unit Type Code (UTC) QFL3C			
Manufacturer	Nomenclature	Manufacturing Part Number	Quantity
AAR	Air Force Security Forces Medium ISU Container	56203050	1 per ISU
AGL	Taser Case	AGL TZKX1001	1 per kit
GE	X26P Taser	GE	7 per case
GE	X26P Ambidextrous Holster	GE	7 per case
GE	X26P Taser Cartridge 25 ft, 28 count	GE	2 per case
GE	X26P Extended Digital Power Magazine	GE	7 per case
AGL	Shield Rack w/Contents	AGL PPKX1001-WC	1 per kit
AGL	Shield Rack	PPKX1001	1 per kit
AGL	Riot Shield	PPK1018	13 per kit
Military Sewing	Riot Shield Bag	PPK1017	13 per kit
AGL	Face Shield	PPK1007	13 per kit
Military Sewing	Face Shield Cover	PPK1008	13 per kit
AGL	PPE Storage Bag w/Contents	AGL PPKX1003-WC	13 per kit
AGL	PPE Storage Bag	PPKX1003	1 per kit
Military Sewing	Riot Suit	PPK1019	1 per kit
Military Sewing	Riot Gloves	PPK1021	1 per kit
AGL	Baton	PPK1020	1 per kit
AGL	Baton Holster	PPK1016	1 per kit
AGL	Cuffs	PPK1010	38 per kit

Table 29. USAF Confrontation Management Equipment (Cont'd)			
Manufacturer	Nomenclature	Manufacturing Part Number	Quantity
AGL	Crowd Control Case #1 w/Contents	AGL PPKX1004v2-WC	1 per kit
AGL	Crowd Control Case #1	PPKX1004v2	1 per case
AGL	Megaphone	PPK1009	2 per case
AGL	Batteries, C, 12-pack	BAT1005	4 per case
BE Meyers	RECOIL Dazzler System	532-R1	6 per case
AGL	Batteries, CR123, 2-pack	SCP1017	18 per case
AGL	Crowd Control Case #2 w/Contents	AGL PPKX1005-WC	1 per kit
AGL	Crowd Control Case #2	PPKX1005	1 per case
AGL	OC Spray, 4 oz	PPK1012	13 per case
Military Sewing	OC Carrier, 4 oz	PPK1013	13 per case
AGL	OC Spray, 20 oz	PPK1014	6 per case
Military Sewing	OC Carrier, 20 oz	PPK1015	6 per case
AGL	Shotgun Case w/Contents	AGL SAKX1001-WC	1 per kit
AGL	Shotgun Case	SAKX1001	1 per case
GE	870 Shotgun	GE	2 per case
Military Sewing	Shell Holder	SAK1002	2 per case
Military Sewing	Sling	SAK1003	2 per case
AGL	Sling Swivels	SAK1004	4 per case
LRAD	LRAD System Case Kit	LRAD-500X-RE-T-SS KIT	1 per kit
LRAD	LRAD System Case	ASFLX1001	1 per case
LRAD	LRAD	ASFL1006	1 per case
LRAD	Mounting Yoke	ASFL1007	1 per case
LRAD	Vehicle Power Cord	ASFL1008	1 per case
LRAD	LRAD Portable Power Pack Kit	109845-00	1 per kit
LRAD	Battery Charger & Power Supply	ASFL1009	1 per case

Table 29. USAF Confrontation Management Equipment (Cont'd)			
Manufacturer	Nomenclature	Manufacturing Part Number	Quantity
AGL	LRAD Gunner Protection Case w/Contents	AGL ASFLX1003-WC	1 per kit
AGL	LRAD Gunner Protection Case	ASFLX1003	1 per case
LRAD	Gunner Protection Kit	LRAD 500X-MNT	1 per case
LRAD	Swing Arm Assembly	ASFL1010	1 per case
LRAD	Pintle Adapter Pin	ASFL1011	1 per case
LRAD	HMMWV Adapter Pin	ASFL1012	1 per case
LRAD	LRAD Tripod Kit	117567-00	1 per kit
LRAD	LRAD Tripod Case	ASFLX1004	1 per case
LRAD	Tripod	ASFL1013	1 per case
AGL	LRAD Accessory Case w/Contents	AGL ASFLX1005-WC	1 per kit
AGL	LRAD Accessory Case	ASFLX1005	1 per case
LRAD	Wireless System	116860-00	1 per case
LRAD	Batteries, AA 4-pack	ASFL1015	1 per case
LRAD	Vehicle Hitch Mount	LRAD MNT-REC-02	1 per case

5. US Coast Guard (USCG) Nonlethal Capabilities

The USCG does not procure, construct, or maintain NLCSs. It procures all NLW equipment for designated units as standalone items. Table 30 lists the items.

Table 30. USCG Nonlethal Capability Set	
National Stock Number/Department of Defense Identification Code	Description
GG36	MK 20 Mod O improved flash-bang grenade
N/A	PepperBall® launcher full tactical carbine
N/A	PepperBall® PAVA projectile round
N/A	PepperBall® inert training projectile
1370-01-380-3255	12-gauge Signal, 100-meters, MK 290 MOD O
5830-01-625-9726	Long-range acoustic device (LRAD) 500X
Not Assigned	LRAD 450XL

6. National Guard Capability Sets

The National Guard categorizes its NLCSs by contingency or state. This is because the contingency set provides more NLW capabilities than the state set. It could be used if a National Guard unit deploys and has to do much more than its state mission, such as crowd control. Table 31 shows contingency sets and table 32 shows state sets.

Table 31. National Guard (Contingency) Nonlethal Capability Set		
Part/National Stock Number	Description	Quantity
PMBS9	Riot shields	24
N/A	FN 303 practice rounds	600
N/A	FN 303 OC rounds	600
1090-01-541-3654	FN 303 pink marking rounds	600
1090-01-541-3653	FN 303 yellow marking rounds	600
1090-01-533-1622	FN 303 air bank	1
1095-01-526-7860	Firing device, nonlethal: FN 303 launcher	4
5180-00-541-3003	FN 303 armorer's kit	1
N/A	FN 303, bag and accessories	4
N/A	EOTech sights	4
8465-01-467-0721	Face shields	30
N/A	TASER® X26E®	10
999-01-499-9924	Riot batons	30
N/A	Flexcuffs	300
N/A	Flexcuff cutters	4
GSADEF5049	MK 4 (live)	24
GSAATIEAMK4	MK 4 pouch	24
GSADEF5099	MK 9 (live)	6
GSATIEAMK9	MK 9 pouch	6
N/A	Elbow pads	30
N/A	Black gloves (pair)	30
N/A	TASER® X26E® 21-foot cartridges	280
GSAATIUSMCCSG	Riot shin guards	30
Note: X26®, X26P®, and TASER® are registered trademarks of Axon®, registered in the United States. All rights reserved.		

Table 32. National Guard (State) Nonlethal Capability Set		
Part/National Stock Number	Description	Quantity
PMDK6x250AF	Nonballistic riot face shield	30
GSAATIPMBS9	Nonballistic riot body shield	15
GSAATIUSMCSG	Nonballistic riot shin guards	30
8470-01-476-0754	Ballistic riot face shield	1
8470-01-476-0757	Ballistic riot body shield	1
PRMPSG315	Ballistic riot shin guards	3
GSAATI23/36	Expandable riot baton (Marine Corps riot baton) with holster	30
GSAATIDC/W	Disposable double cuffs	300
SDG8500-1-2	Flex cuff cutter	6
TI26016	TASER® X26E®	10
TI26500	Data download unit	1
TI44203	TASER® X26E® XP25 cartridge 25 feet range field use green blast doors	450
TI85000	TASER® X26E® demo (training) cartridge alligator clips	2
TI44205	TASER® X26E® simulation (training blue) cartridge 21 feet	100
DT5099	MK 9 oleoresin capsicum (OC) dispenser	6
GSAATIEADMH-90D	MK 9 OC pouch	6
DT5197	MK 9 inert training dispenser	15
DT5049	MK 4 OC dispenser	24
GSAATIEAMK4	MK 4 OC pouch	24
GSADT5147	MK 4 inert training dispenser	15
GSAATIFS333	Training suit (FIST® suit)	1
GSAMONUTB	Monadnock UTB-2 training bag	10
GSAMON5103	White training baton, 24 inches	10
GSAATIDC/T	Flex cuffs training device	30
SBQUAD	Quadcon	1
ATIRACK	Internal rack for inserts	1
ATINSERT	Quadcon inserts	11
ATISSS	Shield storage system/rack custom national guard bureau (side1)	1
ATIUSAAK	Armorer's kit (spares and repairs)	1
ATIPMID	Packing, marking, integration, delivery	1

Appendix E

EMPLOYMENT CONSIDERATIONS CHECKLIST

Although not all encompassing, the following list of employment considerations is designed to assist commanders and staffs in formulating plans for using nonlethal weapons (NLW):

1. General Considerations:

- a. Conduct proper training before employing NLW.
- b. Understand and define rules of engagement (ROE) and rules for the use of force (RUF).
- c. NLW options require lethal overwatch.
- d. Use appropriate media to inform civilians to stay away from denied areas.
- e. Be aware of the information environment and how nonlethal actions will influence the cognitive space of domestic audiences, allies, partners, and adversaries.
- f. Understand the human effects as discussed in Chapter III.

2. Counterpersonnel Considerations:

- a. Employing nonlethal munitions at less than the minimum safe distance may result in death.
- b. Use a target area at 15–40 feet as center mass for blunt munitions (munition dependent).
- c. Head or neck shots may result in serious injury or death.
- d. Do not bounce fired nonlethal projectiles off the ground.
- e. Use nonlethal munitions against selected, individual targets and to disperse individuals.
- f. Differing rates of fires (e.g., 40-millimeter launchers and shotguns) are complementary in a nonlethal role, depending upon the munitions used and their effective ranges.
- g. Closely control riot control agent (RCA) employment.
- h. Use RCA to disrupt/disperse crowds, when approved by the appropriate commander.
- i. Use searchlights to dazzle or disorient individuals during limited visibility. Avoid using laser designators or other intense light or energy emission systems in manners other than prescribed within the ROE or RUF for counterpersonnel operations and activities.
- j. Use acoustic hailing devices to communicate with a crowd and to control formations.
- k. Employ recovery, apprehension, and snatch teams to apprehend agitators.

3. Countermaterial Considerations:

- a. Use marking agents to mark a vehicle or vessel for later interception.
- b. Consider road and weather conditions when employing vehicle arresting devices.
- c. Use vehicle arresting devices to deny access to an area.

Appendix F
SAMPLE REQUEST FOR NONLETHAL WEAPONS MOBILE TRAINING
TEAM



UNITED STATES MARINE CORPS
UNIT LETTERHEAD
ADDRESS
CITY, STATE ZIP

From: Commander/Officer in Charge

To: Commanding General, Training Command (ATTN: TRNGCMD G-3)

IN REPLY REFER TO:
TRNGCMDO 5401 C47

Subj: CLASS SCHEDULE MODIFICATION REQUEST/NOTIFICATION

Ref: (a) TRNGCMDO 5401.1

1. Course/Class#: (CID/Course Title/Class Number/MOS trained.) Repeat this paragraph when there are changes to more than one class.

a. Requested Action: MTT for 1st LE BN, Camp Pendleton, California

b. Justification. Requested, MTT for 1st LE BN, Camp Pendleton, California

c. Course Type. Interservice Nonlethal Individual Weapons Instructor Course, (INIWIC)

d. Current class dates. N/A

(1) Report:

(2) Convene:

(3) Graduation:

e. Requested class dates. (INIWIC MTT 02-15) 50 students.

(1) Report: 12 Jan 2024

(2) Convene: 12 Jan 2024

(3) Graduation: 22 Jan 2024

f. Current students on deck.

(1) Lateral Move:

(2) Active accession

(3) Reserve:

g. Report date of next scheduled class:

h. Minimum class size in CDD: (Note: CDD min class size is only a planning tool for funding. FLCs should make decisions on class cancellations based on a mission-oriented cost-benefit analysis of executing training with students on deck.)

2. Point of contact is Mr. John Doe, (123) 456-7890.

COMMANDER
OR DESIGNEE

Legend

1st LE BN: 1st Law Enforcement Battalion

CDD: course descriptive data

CID: course identification

FLC: formal learning course

MTT: mobile training team

MOS: military occupational specialty

TRNGCMD: Training Command

TRNGCMDO: Training Command order

Note: The memorandum is an example of one generated by a unit within the United States Marine Corps and used to request a mobile training team. This memorandum can be adapted for each Service and submitted to the Interservice Nonlethal Individual Weapons Instructors Course to request mobile training.

REFERENCES

JOINT PUBLICATIONS

DoD Dictionary of Military and Associated Terms, January 2024

ARMY

ATP 3-39.33, *Crowd Control*, 23 June 2022

DA PAM 350-38, *Standards in Weapons Training*, 8 September 2023

FM 3-39, *Military Police Operations*, 09 April 2019

GTA 19-08-006, *Civilian Casualty (CIVCAS) Mitigation: Nonlethal tools, equipment, and capabilities* 17 August 2016

TC 3-19.5, *Nonlethal Weapons Training*, 6 May 2014

MARINE CORPS

MCO 5500.6H W- CH 1, *Arming of Law Enforcement and Security Personnel and Use of Force*, 14 November 2013

MARADMIN 458/08, *Updated Guidance on Marine Corps Training and Employment of Oleoresin Capsicum (OC) Spray*, 19 August 2008

MARADMIN 560/08, *Marine Corps Training and Use of Human Electro-Muscular Incapacitation (HEMI) Devices*, 2 October 2008

Marine Corps Supplement to the Department of Defense Dictionary of Military and Associated Terms, as amended 10 September 2020

NAVMC 3500.72B, *Nonlethal Weapons (NLW) Training and Readiness (TandR) Manual*, 14 February 2018

NAVY

NAVSUP P 409, *MILSTRIP MILSTRAP Desk Guide*, April 2003 NTTP 3-07.2.1, *Antiterrorism*, 8 September 2022

NTTP 3-07.2.3, *Law Enforcement and Physical Security*, August 2011

OPNAVINST 5530.14E, *Navy Physical Security and Law Enforcement Program*, 28 January 2009, incorporating change 3, 20 November 2017

OPNAVINST 9760.1, *Human Electro-Muscular Incapacitation Devices*, 8 May 2018

AIR FORCE

DAFI 31-117_DAFGM 2024-01, *Arming and Use of Force by Air Force Personnel*, 6 May 2024

DAFI 31-118_DAFGM2023-01, *Security Forces Standards and Procedures*, 15 November 2023

AFI 36-2654, *Combat Arms Program*, 15 April 2020

DAFMAN 36-2655, *USAF Small Arms and Light Weapons Qualification Program*, 16 April 2020

COAST GUARD

CGTTP 3-93.3, *Visit, Board, Search, and Seizure Operations*, September 2022.

CGTTP 3-93.7B, *Non-Lethal Impact Munitions: PepperBall® Launcher System Tactics, Techniques, and Procedures (TTP)*, 16 November 2021

COMDTINST M16427.1H, *US Coast Guard Maritime Law Enforcement Manual*, 20 November 2020

MULTI-SERVICE PUBLICATIONS

ATP 4-01.45, MCRP 3-40F.7, NTTP 4-01.6, AFTTP 3-2.58, *MTTP for Tactical Convoy Operations*, March 2021

OTHER PUBLICATIONS

Chairman of the Joint Chiefs of Staff Instruction 3121.01B, *Standing Rules of Engagement/Standing Rules for the Use of Force for US Forces*, 15 August 2022 (Secret – title is unclassified standalone)

DoDD 3000.03E, *DoD Executive Agent for Non-Lethal Weapons (NLW), and NLW Policy*, 25 April 2013, incorporating change 2, 31 August 2018

DoDI 3200.19, *Non-Lethal Weapons (NLW) Human Effects Characterization*, 17 May 2012 Incorporating Change 2, 31 August 2018

DoDI 5000.69, *DoD Joint Services Weapon and Laser System Safety Review Processes* 10 August, 2023

Executive Order 11850, *Renunciation of Certain uses in War of Chemical Herbicides and Riot Control Agents*, 8 Apr 1975;
<https://www.archives.gov/federal-register/codification/executive-order/11850.html>. Accessed on 13 February 2024

Joint Doctrine Note 1-22 *Joint Force in Strategic Competition* 02 February 2023

National Guard Regulation 500-5, *National Guard Domestic Law Enforcement Support and Mission Assurance Operations*, 18 August 2010.

Public Law 111-383, 124 Stat. 4380, *The Ike Skelton National Defense Authorization Act for Fiscal Year 2011*, 7 January 2011
(<https://www.govinfo.gov/app/details/PLAW-111publ383/>). Accessed on 13 February 2024

United Nations Treaty, *Convention on Prohibitions or Restrictions on the Use of Certain Conventional Weapons Which May Be Deemed to Be Excessively Injurious or to Have Indiscriminate Effects (Protocol IV)*, Vienna, 13 October 1995

United Nations Treaty, *Convention on the Prohibition of the Development, Production, Stockpiling and Use of Chemical Weapons and on their Destruction*, Geneva, 3 September 1992

WEBSITES

<https://jifco.defense.gov/>

<https://usaf.dps.mil/teams/SMARTNet/SitePages/Non-lethal-Weapons.aspx>

GLOSSARY

PART I – ABBREVIATIONS AND ACRONYMS

A

AFI	Air Force instruction
AFTTP	Air Force tactics, techniques, and procedures
AHD	acoustic hailing device
ALSSA	Air Land Sea Space Applications Center
ASI	additional skill identifier
ATP	Army techniques publication

B

BN	battalion
-----------	-----------

C

CAL	compressed air launcher
CDD	course descriptive data
CGTTP	Coast Guard tactics, techniques, and procedures
CHMR-AP	civilian harm mitigation and reduction action plan
CID	course identification
CJCSI	Chairman of the Joint Chiefs of Staff instruction
CN	chloroacetophenone
COMDTINST	Commandant instruction (USCG)
CPX	command post exercise
CROWS	common remotely operated weapon station
CS	chlorobenzylidene malononitrile

D

DAFI	Department of the Air Force Instruction
DoD	Department of Defense
DoDD	Department of Defense directive
DoDI	Department of Defense instruction
DODIC	Department of Defense identification code
DR	disaster relief

E

ECP	entry control point
EMD	electro-muscular device

EOF	escalation of force
F	
FLC	formal learning center
G	
GA	gauge
H	
HA	humanitarian assistance
HE	human effects
HEMI	human electro-muscular incapacitation
I	
INIWIC	Inter-Service Nonlethal Individual Weapons Instructor Course
J, K	
JIFCA	joint intermediate force capabilities advisor
JIFCO	Joint Intermediate Force Capabilities Office
JNLWD	Joint Nonlethal Weapons Directorate
JP	joint publication
L	
LE	law enforcement
LFX	live-fire exercise
LRAD	long-range acoustic device
M	
MCCM	modular crowd control munition
MCRP	Marine Corps reference publication
mm	millimeter
MOS	military occupational specialty
MP	military police
MSCoE	Maneuver Support Center of Excellence
MTT	mobile training team
MTTP	multi-Service tactics, techniques, and procedures
N	
NAVSUP P	Navy Supply Systems Command publication
NLM	nonlethal munitions
NL-TLMS	nonlethal tube launched munitions system

NLW	nonlethal weapons
NLCS	nonlethal capability sets
NG	National Guard
NSN	national stock number
NTTP	Navy tactics, techniques, and procedures
NWDC	Navy Warfare Development Center
O	
OC	oleoresin capsicum
OPNAVINST	Chief of Naval Operations instruction
P, Q	
PVAB	portable vehicle arresting barrier
R	
RCA	riot control agent
ROE	rules of engagement
RUF	rules for the use of force
S	
SJA	staff judge advocate
SROE	standing rules of engagement
SRUF	standing rules for the use of force
STX	situational training exercise
sUAS	small unmanned aircraft system
T	
TECOM	Training and Education Command
TRNGCMD	Training Command
TRNGCMDO	Training Command order
U	
US	United States
USA	United States Army
USAF	United States Air Force
USCG	United States Coast Guard
USMC	United States Marine Corps
USN	United States Navy
USSOCOM	United States Special Operations Command

V

VAD	vehicle arresting device
VBSS	Visit, board, search, and seizure
VLAD	vehicle lightweight arresting device

W, X, Y, Z

PART II – TERMS AND DEFINITIONS

force continuum—The wide range of possible actions ranging from voice commands to application of deadly force that may be used to gain and maintain control of a potentially dangerous situation. (USMC Dictionary)

host nation—A nation which receives forces and/or supplies from allied nations and/or North Atlantic Treaty Organization to be located on, to operate in, or to transit through its territory. Also called HN. (DoD Dictionary, Source: JP 3-57)

nonlethal capabilities—Capabilities that temporarily incapacitate personnel and materiel while minimizing the likelihood of casualties and damage to critical infrastructure. (DoD Executive Agent for NLW)

nonlethal weapon—A weapon, device, or munition that is explicitly designed and primarily employed to incapacitate personnel or materiel immediately, while minimizing fatalities, permanent injury to personnel, and undesired damage to property in the target area or environment. Also called NLW. (DoD Dictionary, Source: JP 3-09)

nonlethal capability set—A family of kits that incorporate nonlethal weapons and devices designated for specific functions such as entry control point operations, confrontation management, riot or crowd control, or checkpoint operations. Also called NLCS. (DoD Nonlethal Weapons Program. Source: <https://jifco.defense.gov>).

riot control agent—Any chemical, not listed in a schedule of the Convention on the Prohibition of the Development, Production, Stockpiling and Use of Chemical Weapons and on their Destruction that can produce rapidly in humans, sensory irritation or disabling physical effects that disappear within a short time following termination of exposure. Also called RCA. (Source: ATP 3-22.40/MCTP 10-10A/NTTP 3-26.6/AFTTP 3-2.45/CGTTP 3-93.2)

rules of engagement—Directives issued by competent military authority that delineate the circumstances and limitations under which United States forces will initiate and/or continue combat engagement with other forces encountered. Also called ROE. (DoD Dictionary, Source: JP 3-84).

standing rules for the use of force—Preapproved directives to guide United States forces on the use of force during various operations. Also called SRUF. (DoD Dictionary, Source: JP 3-28).

This page intentionally left blank.

***ATP 3-22.40
MCTP 10-10A
NTTP 3-26.6
AFTTP 3-2.45
CGTTP 3-93.2**

07 APR 2025

By Order of the Secretary of the Army:

RANDY A. GEORGE
*General, United States Army
Chief of Staff*

Official:



MARK F. AVERILL
*Administrative Assistant
to the Secretary of the Army*
2509111

DISTRIBUTION:

Active Army, Army National Guard, and United States Army Reserve. Distributed in electronic media only(EMO).

By Order of the Secretary of the Air Force

PARKER H. WRIGHT
Major General, USAF
Commander
Curtis E. LeMay Center for Doctrine Development
and Education

ACCESSIBILITY:

Publications and forms are available on the e-Publishing website at www.e-publishing.af.mil for downloading or ordering.

This page intentionally left blank.

This page intentionally left blank.

This page intentionally left blank.

