



DEPARTMENT OF THE NAVY
HEADQUARTERS UNITED STATES MARINE CORPS
3000 MARINE CORPS PENTAGON
WASHINGTON, DC 20350-3000

NAVMC 3500.6B
C 465
24 Oct 2013

NAVMC 3500.6B

From: Commandant of the Marine Corps
To: Distribution List

Subj: GROUND ELECTRONICS MAINTENANCE TRAINING AND READINESS MANUAL

Ref: (a) MCO P3500.72A
(b) MCO 1553.3B
(c) MCO 3400.3G
(d) MCO 3500.27B W/erratum
(e) MCO 5100.29B
(f) MCRP 3-0A
(g) MCRP 3-0B
(h) MCO 1553.2B

Encl: (1) 2800 T&R Manual

1. Purpose. Per reference (a), this Training and Readiness (T&R) Manual, contained in enclosure (1), establishes training standards, regulations, and policies regarding the training of Marines in the Ground Electronics Maintenance (2800) occupational field.

2. Cancellation. NAVMC 3500.6A

3. Scope

a. The Core Capability Mission Essential Task List in this manual is used in Defense Readiness Reporting System (DRRS) for assessment and reporting of unit readiness. Units achieve training readiness for reporting in DRRS by gaining and sustaining proficiency in the training events in this manual at both the collective (unit) and individual levels.

b. Per reference (b), commanders will conduct an internal assessment of the unit's ability to execute its mission and develop long-, mid-, and short-range training plans to sustain proficiency and correct deficiencies. Training plans will incorporate these events to standardize training and provide objective assessment of progress toward attaining combat readiness. Commanders will keep records at the unit and individual levels to record training achievements, identify training gaps and document objective assessments of readiness associated with training Marines. Commanders will use reference (c) to incorporate Chemical, Biological, Radiological, and Nuclear Defense training into training plans, and references (d) and (e) to integrate Operational Risk Management. References (f) and (g) provide amplifying information for effective planning and management of training within the unit.

DISTRIBUTION STATEMENT A: Approved for public release; distribution is unlimited.

c. Formal school and training detachment commanders will use references (a) and (h) to ensure programs of instruction meet skill training requirements established in this manual and provides career-progression training in the events designated for initial training in the formal school environment.

4. Information. Commanding General (CG), Training and Education Command (TECOM) will update this T&R Manual as necessary to provide current and relevant training standards to commanders. All questions pertaining to the Marine Corps Ground T&R Program and Unit Training Management should be directed to: CG, TECOM, Marine Air Ground Task Force Training and Education Standards Division (C 465), 1019 Elliot Road, Quantico, Virginia 22134.

5. Command. This manual is applicable to the Marine Corps Total Force.

6. Certification. Reviewed and approved this date.


T. M. MURRAY
By direction

DISTRIBUTION: PCN 10033194200

NAVMC 3500.6B
24 Oct 2013

LOCATOR SHEET

Subj: GROUND ELECTRONICS MAINTENANCE TRAINING AND READINESS MANUAL

Location: _____
(Indicate location(s) of copy(ies) of this manual.)

RECORD OF CHANGES

Log completed change action as indicated.

Change Number	Date of Change	Date Entered	Signature of Person Incorporating Change

2800 T&R MANUAL

TABLE OF CONTENTS

CHAPTER

1	OVERVIEW
2	MISSION ESSENTIAL TASKS MATRIX
3	COLLECTIVE EVENTS
4	MOS 28XX COMMON INDIVIDUAL EVENTS
5	MOS 2802 INDIVIDUAL EVENTS
6	MOS 2805 INDIVIDUAL EVENTS
7	MOS 2821 INDIVIDUAL EVENTS
8	MOS 2823 INDIVIDUAL EVENTS
9	MOS 2831 INDIVIDUAL EVENTS
10	MOS 2834 INDIVIDUAL EVENTS
11	MOS 2841 INDIVIDUAL EVENTS
12	MOS 2847 INDIVIDUAL EVENTS
13	MOS 2848 INDIVIDUAL EVENTS
14	MOS 2862 INDIVIDUAL EVENTS
15	MOS 2871 INDIVIDUAL EVENTS
16	MOS 2874 INDIVIDUAL EVENTS
17	MOS 2887 INDIVIDUAL EVENTS
18	MOS 2891 INDIVIDUAL EVENTS
19	MOS 8641 INDIVIDUAL EVENTS

APPENDICES

A	ACRONYMS AND ABBREVIATIONS
B	TERMS AND DEFINITIONS

C	REFERENCES
D	MAINTENANCE SHOP ORGANIZATION

2800 T&R MANUAL

CHAPTER 1

OVERVIEW

	<u>PARAGRAPH</u>	<u>PAGE</u>
INTRODUCTION.	1000	1-2
UNIT TRAINING	1001	1-2
UNIT TRAINING MANAGEMENT.	1002	1-3
SUSTAINMENT AND EVALUATION OF TRAINING.	1003	1-3
ORGANIZATION.	1004	1-4
T&R EVENT CODING.	1005	1-4
COMBAT READINESS PERCENTAGE (CRP)	1006	1-6
CRP CALCULATION	1007	1-7
T&R EVENT COMPOSITION	1008	1-8
CBRN TRAINING	1009	1-12
NIGHT TRAINING.	1010	1-12
OPERATIONAL RISK MANAGEMENT (ORM)	1011	1-13
MARINE CORPS GROUND T&R PROGRAM	1012	1-13

2800 T&R MANUAL

CHAPTER 1

OVERVIEW

1000. INTRODUCTION

1. The Ground T&R Program is the Corps' primary tool for planning, conducting and evaluating training and assessing training readiness. Subject matter experts (SMEs) from the operating forces developed core capability mission essential task list(s) (METL) for ground communities derived from the Marine Corps Task List (MCTL). This T&R manual is built around these METLs and other related Marine Corps tasks (MCT). All events contained in the manual relate directly to these METLs and MCTs. This comprehensive T&R program will help to ensure the Marine Corps continues to improve its combat readiness by training more efficiently and effectively. Ultimately, this will enhance the Marine Corps' ability to accomplish real-world missions.

2. The T&R manual contains the individual and collective training requirements to prepare units to accomplish their combat mission. The T&R manual is not intended to be an encyclopedia that contains every minute detail of how to accomplish training. Instead, it identifies the minimum standards that Marines must be able to perform in combat. The T&R manual is a fundamental tool for commanders to build and maintain unit combat readiness. Using this tool, leaders can construct and execute an effective training plan that supports the unit's METL. More detailed information on the Marine Corps Ground T&R Program is found in reference (a).

3. The T&R manual is designed for use by unit commanders to determine pre-deployment training requirements in preparation for training and for formal learning centers (FLCs) and training detachments to create courses of instruction. This directive focuses on individual and collective tasks performed by operating forces (OPFOR) units and supervised by personnel in the performance of unit mission essential tasks (MET).

1001. UNIT TRAINING

1. The training of Marines to perform as an integrated unit in combat lies at the heart of the T&R program. Unit and individual readiness are directly related. Individual training and the mastery of individual core skills serve as the building blocks for unit combat readiness. A Marine's ability to perform critical skills required in combat is essential. However, it is not necessary to have all individuals within a unit fully trained in order for that organization to accomplish its assigned tasks. Manpower shortfalls, temporary assignments, leave, or other factors outside the commander's control, often affect the ability to conduct individual training. During these periods, unit readiness is enhanced if emphasis is placed on the individual training of Marines on-hand. Subsequently, these Marines will be mission ready and capable of executing as part of a team when the full complement of personnel is available.

2. Commanders will ensure that all tactical training is focused on their combat mission. The T&R manual is a tool to help develop the unit's training plan. In most cases, unit training should focus on achieving unit proficiency in the core METL. However, commanders will adjust their training focus to support METLs associated with a major operational plan (OPLAN)/contingency plan (CONPLAN) or named operation as designated by their higher commander and reported accordingly in the DRRS. Tactical training will support the METL in use by the commander and be tailored to meet T&R standards. Commanders at all levels are responsible for effective combat training. The conduct of training in a professional manner consistent with Marine Corps standards cannot be over emphasized.

3. Commanders will provide personnel the opportunity to attend formal and operational level courses of instruction as required by this manual. Attendance at all formal courses must enhance the warfighting capabilities of the unit as determined by the unit commander.

1002. UNIT TRAINING MANAGEMENT

1. Unit Training Management (UTM) is the application of the Systems Approach to Training (SAT) and the Marine Corps training principles. This is accomplished in a manner that maximizes training results and focuses the training priorities of the unit in preparation for the conduct of its wartime mission.

2. UTM techniques, described in references (b) and (e), provide commanders with the requisite tools and techniques to analyze, design, develop, implement, and evaluate the training of their unit. The Marine Corps Training Principles, explained in reference (b), provide sound and proven direction and are flexible enough to accommodate the demands of local conditions. These principles are not inclusive, nor do they guarantee success. They are guides that commanders can use to manage unit-training programs. The Marine Corps training principles are:

- Train as you fight
- Make commanders responsible for training
- Use standards-based training
- Use performance-oriented training
- Use mission-oriented training
- Train the MAGTF to fight as a combined arms team
- Train to sustain proficiency
- Train to challenge

3. To maintain an efficient and effective training program, leaders at every level must understand and implement UTM. Guidance for UTM and the process for establishing effective programs are contained in references (b), (e) and (f).

1003. SUSTAINMENT AND EVALUATION OF TRAINING

1. The evaluation of training is necessary to properly prepare Marines for combat. Evaluations are either formal or informal, and performed by members

of the unit (internal evaluation) or from an external command (external evaluation).

2. Marines are expected to maintain proficiency in the training events for their MOS at the appropriate grade or billet to which assigned. Leaders are responsible for recording the training achievements of their Marines. Whether it involves individual or collective training events, they must ensure proficiency is sustained by requiring retraining of each event at or before expiration of the designated sustainment interval. Performance of the training event, however, is not sufficient to ensure combat readiness. Leaders at all levels must evaluate the performance of their Marines and the unit as they complete training events, and only record successful accomplishment of training based upon the evaluation. The goal of evaluation is to ensure that correct methods are employed to achieve the desired standard, or the Marines understand how they need to improve in order to attain the standard. Leaders must determine whether credit for completing a training event is recorded if the standard was not achieved. While successful accomplishment is desired, debriefing of errors can result in successful learning that will allow ethical recording of training event completion. Evaluation is a continuous process that is integral to training management and is conducted by leaders at every level and during all phases of planning and the conduct of training. To ensure training is efficient and effective, evaluation is an integral part of the training plan. Ultimately, leaders remain responsible for determining if the training was effective.

3. The purpose of formal and informal evaluation is to provide commanders with a process to determine a unit's/Marine's proficiency in the tasks that must be performed in combat. Informal evaluations are conducted during every training evolution. Formal evaluations are often scenario-based, focused on the unit's METs, based on collective training standards, and usually conducted during higher-level collective events. References (a) and (f) provide further guidance on the conduct of informal and formal evaluations using the Marine Corps Ground T&R Program.

1004. ORGANIZATION. The Ground Electronics Maintenance T&R Manual is comprised of 19 chapters and 4 appendices. Chapter 1 is an overview of the Ground T&R Program. Chapter 2 lists the core METs, which are used as part of the DRRS, that are supported by the Ground Electronics Maintenance occupational field. Chapter 3 contains collective events. Chapter 4 begins the chapters that capture individual events specific to a particular MOS and/or billet, as noted. Chapters 5 - 19 contain additional individual events. Appendix A contains acronyms, Appendix B contains terms and definitions, Appendix C contains references, and Appendix D provides an explanation of the maintenance shop organization around which the T&R events in this manual are based.

1005. T&R EVENT CODING. An event contained within a T&R manual is an individual or collective training standard. This section explains each of the components of a T&R event. These items will be included in all of the events in each T&R manual. Community-based T&R manuals may have several additional components not found in unit-based T&R manuals. The event

condition, event title (behavior) and event standard should be read together as a grammatical sentence.

1. Event Code. The event code is an up to 4-4-4 alphanumeric character set:
a. First 4 characters indicate MOS or community (e.g., 0321, 1812 or INTL)

b. Second up to 4 characters indicate functional or duty area (e.g. DEF, FSPT, MVMT, etc.)

c. Third 4 characters indicate the unit size and supported unit, if applicable (1000 through 9000), and sequence. The 2800 T&R Manual is organized around a maintenance shop with the primary mission of providing field level maintenance support for ground electronics equipment, regardless of the size of that shop. Such a shop might be as large as a company, as in the case of the ELMACO, or as small as a small section such as within an infantry battalion. A maintenance shop will have two or more maintenance sections, generally, though not always, organized around types of equipment that the section supports. For example, maintenance sections might be organized around calibrations (supporting TMDE) or circuit cards. Such sections might be as large as a platoon, as found within the ELMACO, or as small as a single Marine, as found in an MWSS. In addition, a maintenance shop will have maintenance management functions that might be organized as separate sections, as in a communications company, or which might be performed as collateral duties by Marines in smaller maintenance shops. Figure 1-1 shows the relationship of unit size to event code. NOTE: The titles for the various echelons are for example only, and are not exclusive. For example: 4000-level events are appropriate for section-level events as noted, but also for squad-level events.

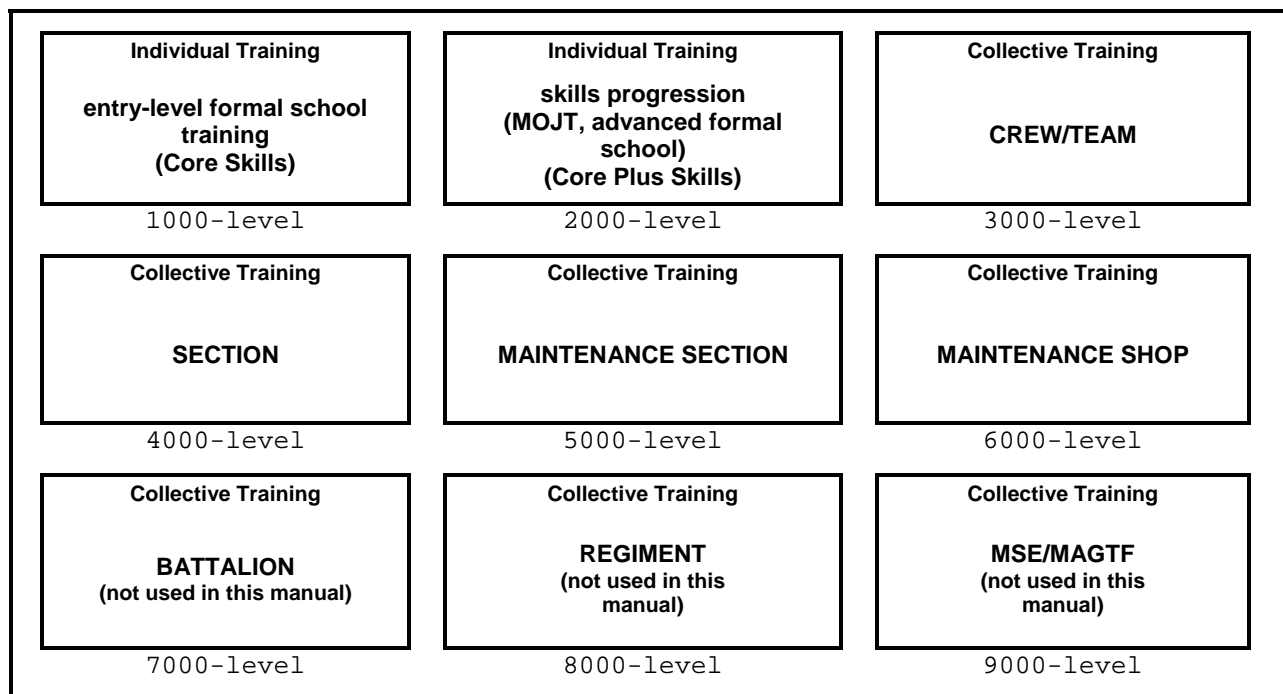


Figure. 1-1 T&R Event Levels

(1) Grouping. Categorizing events with the use of a recognizable code makes the type of skill or capability being referenced fairly obvious. Examples include: ADMN for maintenance administration events, MAIN for maintenance events, RPTS for events related to maintenance reports, etc. There is no special significance to the functional areas, but they should be intuitive to make it as easy as possible for the T&R user to find events. When organizing the T&R manual, functional areas are alphabetized then the associated events are numbered. The events will be numbered based upon the introduction of each new functional area, allowing up to "999" events. For example: if there are four entry-level maintenance events (MAIN) for the 2847 occupational field, then the events should start 2847-MAIN-1001 and run through 1004. Next, the operations events (OPS) should start at 2847-OPS-1001.

(2) Sequencing. A numerical code is assigned to each individual (1000-2000-level) or collective (3000-9000-level) training event. The first number identifies the size of the unit performing the event, as depicted in figure 1-1. The second number is available for T&R manuals with collective events that support those in other manuals to identify the echelon of unit being supported by a particular collective event. If a collective event is performed in general support without regard to echelon, then a zero "0" will be utilized as the second number. For example: ELM-MAIN-5601 would refer to an event conducted by a maintenance section supporting a maintenance shop, ELM-MAIN-6001 would represent an event the maintenance shop does in support of any sized unit. The event would not be labeled ELM-MAIN-7001 because that would imply that a battalion was performing some task. This is not possible, since no ground electronics maintenance unit organizes in a unit larger than a company.

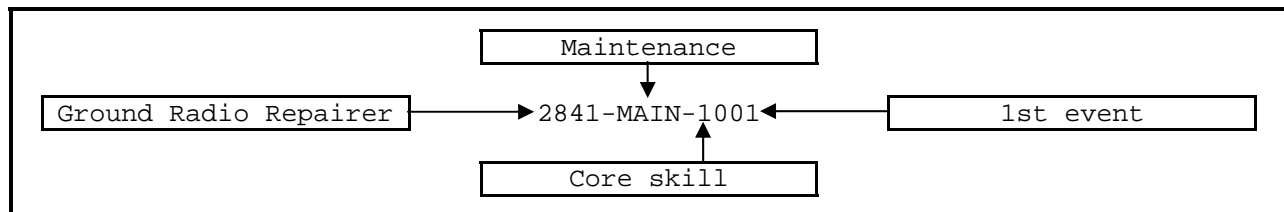


Figure 1-2: T&R Event Coding

1006. COMBAT READINESS PERCENTAGE (CRP)

1. The Marine Corps Ground T&R Program includes processes to assess readiness of units and individual Marines. Every unit in the Marine Corps maintains a basic level of readiness based on the training and experience of the Marines in the unit. Even units that never trained together are capable of accomplishing some portion of their missions. Combat readiness assessment does not associate a quantitative value for this baseline of readiness, but uses a "Combat Readiness Percentage", as a method to provide a concise descriptor of the recent training accomplishments of units and Marines.

2. CRP is the percentage of required training events that a unit or Marine accomplishes within specified sustainment intervals.

3. Unit combat readiness is assessed as a percentage of the successfully completed and current (within sustainment interval) key training events called "evaluation-coded" (E-coded) events. E-coded events and unit CRP calculation are described in follow-on paragraphs. CRP achieved through the completion of E-coded events is directly relevant to readiness assessment in DRRS.

4. Individual combat readiness is assessed as the percentage of required individual events in which a Marine is current. This translates as the percentage of training events for his/her MOS and grade that the Marine successfully completes within the directed sustainment interval. Individual skills are developed through a combination of 1000-level training (entry-level formal school courses), individual on-the-job training in 2000-level events, and follow-on formal school training. Skill proficiency is maintained by retraining in each event per the specified sustainment interval.

1007. CRP CALCULATION

1. Collective training begins at the 3000-level (team, crew or equivalent). Unit training plans are designed to accomplish the events that support the unit METL while simultaneously sustaining proficiency in individual core skills. E-coded collective events are the only events that contribute to unit CRP. This is done to assist commanders in prioritizing the training toward the METL, taking into account resource, time, and personnel constraints.

2. Unit CRP increases after the completion of E-coded events. The number of E-coded events for the MET determines the value of each E-coded event. For example, if there are 4 E-coded events for a MET, each is worth 25% of MET CRP. MET CRP is calculated by adding the percentage of each completed and current (within sustainment interval) E-coded training event. The percentage for each MET is calculated the same way and all are added together and divided by the number of METS to determine unit CRP. For ease of calculation, we will say that each MET has four E-coded events, each contributing 25% towards the completion of the MET. If the unit has completed and is current on three of the four E-coded events for a given MET, then they have completed 75% of the MET. The CRP for each MET is added together and divided by the number of METS to get unit CRP; unit CRP is the average of MET CRP.

For example:

MET 1:	75% complete	(3 of 4 E-Coded events trained)
MET 2:	100% complete	(6 of 6 E-Coded events trained)
MET 3:	25% complete	(1 of 4 E-Coded events trained)
MET 4:	50% complete	(2 of 4 E-Coded events trained)
MET 5:	75% complete	(3 of 4 E-Coded events trained)

To get unit CRP, simply add the CRP for each MET and divide by the number of METS:

MET CRP: $75 + 100 + 25 + 50 + 75 = 325$

Unit CRP: 325 (total MET CRP)/5 (total number of METS) = 65%

1008. T&R EVENT COMPOSITION

1. Event Code. The event code is explained in paragraph 1005.
2. Title. The name of the event. The event title contains one action verb and ideally, one object.
3. Evaluation Coded. Collective events categorize the capabilities that a given unit may be expected to perform. There are some collective events that the Marine Corps has determined that a unit MUST be able to perform, if that unit is to be considered fully ready for operations. These E-coded events represent the irreducible minimum or the floor of readiness for a unit. E-coded events are derived from the training measures of effectiveness for the METs for units that must report readiness in the DRRS. It would seem intuitive that most E-coded events would be for battalion sized units and higher since those are the units that report in DRRS. However, if the Marine Corps has determined that the readiness of a subordinate, supporting unit to accomplish a particular collective event is vital to the accomplishment of the supported unit's MET, then that lower echelon collective event is E-coded.
4. Supported MET(s). List all METs that are supported by the training event in the judgment of the occupation field drafting the T&R manual, even if those events are not listed as measure of effectiveness (MOEs) in a MET.
5. Sustainment Interval. This is the period, expressed in number of months, between evaluation or retraining requirements. Competencies and capabilities acquired through the accomplishment of training events are to be refreshed at pre-determined intervals. It is essential that these intervals be adhered to in order to ensure Marines maintain proficiency.
6. Billet/MOS. Each individual training event will contain a billet code and/or MOS that designates who is responsible for performing that event and any corresponding formal course required for that billet. Each commander has the flexibility to shift responsibilities based on the organization of his command. These codes are based on recommendations from the collective subject matter expertise that developed this manual and are listed for each event.
7. Grade. The Grade field indicates the rank at which Marines are required to complete the event.
8. Description. This field allows T&R developers to include an explanation of event purpose, objectives, goals, and requirements. It is a general description of an action requiring learned skills and knowledge, i.e., engage fixed target with crew-served weapons. This is an optional field for individual events but its use is strongly encouraged for collective events. This field can be of great value guiding a formal learning center or OPFOR unit trying to discern the intent behind an event that might not be readily apparent.

9. Condition. Condition refers to the constraints that may affect event performance in a real-world environment. It indicates what is provided (equipment, tools, materials, manuals, aids, etc.), environmental constraints or conditions under which the task is to be performed, and any specific cues or indicators to which the performer must respond. Commanders can modify the conditions of the event to best prepare their Marines to accomplish the assigned mission (e.g. in a desert environment; in a mountain environment; etc.). When resources or safety requirements limit the conditions, this should be stated. The content of the condition should be included in the event on a "by exception" basis. If there exists an assumption regarding the conditions under which all or most of the events in the manual will be performed, then only those additional or exceptional items required should be listed in the condition. The common conditions under which all the events in a chapter will be executed will be listed as a separate paragraph at the beginning of the chapter.

10. Standard. The performance standard indicates the basis for judging the effectiveness of the performance. It consists of a carefully worded statement that identifies the proficiency level expected when the task is performed. The standard provides the minimum acceptable performance parameters and must be strictly adhered to. The standard for collective events will likely be general, describing the desired end-state or purpose of the event. The standard for individual events will be objective, quantifiable, and readily observable. Standards will more specifically describe to what proficiency level, specified in terms of accuracy, completeness, time required, and sequencing the event is to be accomplished. These guidelines can be summarized in the acronym "ACTS" (Accuracy Completeness Time Sequence.) In no cases will "per the reference" or "per/in accordance with commander's intent" be used as a stand-alone standard.

11. Event Components/Performance Steps. Description of the actions that the event is composed of, or a list of subordinate, included T&R event codes and event descriptions. The event components help the user determine what must be accomplished and to properly plan for the event. Event components are used for collective events; performance steps are used for individual events.

a. The event components and performance steps will be consciously written so that they may be employed as performance evaluation check lists by the operating forces.

b. Event components may be events one individual in the unit performs, events that small groups in the unit perform, or events involving the entire unit. After the publication of this order, all component events will identify the behaviors required in plain English but also by citing the precise event number the component event refers to, unless that component event only occurs as part of the collective event where it is listed. This provision will allow for specific events to be chained together in order to provide greater granularity for units and Marines executing the events, and clarity for those charged with evaluating unit performance.

12. Prerequisite Events. Prerequisites are academic training or other T&R events that must be completed prior to attempting the task. They are lower-level events or tasks that give the individual/unit the skills required to accomplish the event. They can also be planning steps, administrative

requirements, or specific parameters that build toward mission accomplishment.

13. Chained Events. Collective T&R events are supported by lower-level collective and individual T&R events. This enables unit leaders to effectively identify subordinate T&R events that ultimately support specific mission essential tasks. When the accomplishment of any upper-level events, by their nature, result in the performance of certain subordinate and related events, the events are "chained." The completion of chained events will update sustainment interval credit (and CRP for E-coded events) for the related subordinate level events.

14. Related ITEs. A list of all of the individual training events (1000-2000-level events) that support the event.

15. Initial Training Setting. All individual events will designate the setting at which the skill is first taught, either at formal learning center (FLC), in the OPFOR as MOJT, or via a distance learning product (DL). Note that due to resource constraints, the formal learning center will train students to performance mastery of events using a limited number of representative equipment types. This provides a foundation for Marines to support the broad range of equipment covered under the various equipment types through managed on the job training and supervision by experienced maintenance leaders. It is the responsibility of maintenance leaders in the operating forces to ensure that Marines train to performance mastery on the equipment owned/supported by the unit.

16. References. The training references shall be utilized to determine task performance steps. They assist the trainee in satisfying the performance standards, or the trainer in evaluating the effectiveness of task completion. T&R manuals are designed to be a training outline, not to replicate or replace doctrinal publications, reference publications or technical manuals. References are key to developing detailed lesson plans, determining grading criteria, and ensuring standardization of training. The references listing for each event is representative of those that are most commonly used and are not encyclopedic. In addition, due to the variety of equipment types supported by the Ground Electronics Maintenance occupational field and the types of TMDE and tools used in performing maintenance, technical publications are identified under the general term of "applicable technical references." Marines must identify the specific technical references required based on the equipment being used/maintained.

17. Distance Learning Products. Distance learning products include: individual multimedia instruction (IMI), computer-based training (CBT), Marine Corps Institute (MCI), etc. This notation is included when, in the opinion of the TRMG in consultation with the MTSD representative, the event can be taught via one of these media vice attending a formal course of instruction or receiving MOJT.

18. Support Requirements. This is a list of the external and internal support the unit and Marines will need to complete the event. This is a key section in the overall T&R effort, as resources will eventually be tied directly to the training towards METS. Future efforts to attain and allocate

resources will be based on the requirements outlined in the T&R manual. The list includes, but is not limited to:

- Range(s)/Training Area
- Ordnance
- Equipment
- Materials
- Other Units/Personnel

The ordnance requirements for one year of training for the events in the T&R will be aggregated into a table contained in an appendix to the T&R. The task analyst and the occupational field representatives will be careful not to "double count" ammunition that might be employed in the performance of individual and collective events that are chained.

19. Suitability of Simulation/Simulators/DL products. If the TRMG determines that an event can be trained to standard by use of simulation, simulator or a DL product, this will be noted in the event title in a parenthetical remark. Figure 1-3 contains all acceptable codes. The specific simulation, simulator or DL product that is acceptable for training will be noted in the description block and in Supporting Requirements block.

Code	Requirement
L	Event able to be performed to standard only live environment
S	Event performed with simulation and/or simulator, particularly when it is unsafe to conduct the training in a live environment and when supporting live training used as a capstone event to a training continuum that includes academics, simulation-based, and live training
S/L	Event performed with simulation and/or simulator preferred/live optional. If the resources available do not allow for live training to occur, simulation-based training can assist in maintaining proficiency and provide a means to temporarily fill those identified training gaps.
DL	Event shall be performed by self-paced, technology-enabled training (i.e. MarineNet)
DL/L	Event may be performed by self-paced, technology enabled training or in a live environment

Figure 1-3

20. Miscellaneous

a. This field provides space for any additional information that will assist in the planning and execution of the event. Units and FLCs are cautioned not to disregard this information or to consider the information of lesser importance than what is contained in other parts of the T&R event. Miscellaneous fields provide an opportunity for the drafters of the T&R event to communicate vital information that might not fit neatly into any other available field. The list may include, but is not limited to:

- Admin Instructions
- Special Personnel Certifications
- Equipment Operating Hours
- Road Miles

b. An example of a T&R event is provided in figure 1-4.

<u>0321-PAT-4101</u> Conduct team planning			
<u>EVALUATION CODED:</u> YES		<u>SUPPORTED MET(S):</u> 1, 2, 3, 4, 5, 6, 7, 8, 9	
<u>DESCRIPTION:</u> The unit is conducting tactical operations. The unit has been issued a warning order to conduct reconnaissance patrols to collect information and to conduct normal security patrols. The patrol will be conducted on a 24-hour basis. This event may be trained to standard using the XYZ simulation program available at all MISTC locations.			
<u>CONDITION:</u> When given a warning order, patrol order or frag order.			
<u>STANDARD:</u> Prior to commencement of exercise or operation, so that subordinates have 2/3 of the total time before step-off for planning, to include all elements of the plan.			
<u>EVENT COMPONENTS:</u>			
1. Receive warning order or patrol order.			
2. Analyze for mission using commander's guidance, METT-TSL, KOCOA.			
3. Analyze the mission and available information to identify specific tasks with respect to commander's guidance, METT-TSL and KOCOA.			
4. Create the plan.			
<u>RELATED EVENTS:</u>			
0321-PAT -1102	0321-PAT -1101	0321-COMM-1207	0321-FSPT-2301
0321-FSPT-2302	0321-FSPT-2303	0321-SURV-1403	
<u>REFERENCES:</u>			
1. FMFM 6-4 Marine Rifle Company			
2. MCWP 3-11.3 Scouting and Patrolling			
3. MCRP 2-15.1 DRAFT Ground Reconnaissance Handbook			

Figure 1-4: Example of a T&R Event

1009. CBRN TRAINING

1. All personnel assigned to the operating force must be trained in CBRN defense, in order to survive and continue their mission in this environment. Individual proficiency standards are defined as survival and basic operating standards. Survival standards are those that the individual must master in order to survive CBRN attacks. Basic operating standards are those that the individual, and collectively the unit, must perform to continue operations in a CBRN environment.

2. In order to develop and maintain the ability to operate in a CBRN environment, CBRN training is an integral part of the training plan and events in this T&R manual. Units should train under CBRN conditions whenever possible. Per reference (c), all units must be capable of accomplishing their assigned mission in a contaminated environment.

1010. NIGHT TRAINING

1. While it is understood that all personnel and units of the operating force are capable of performing their assigned mission in "every climate and place," current doctrine emphasizes the requirement to perform assigned missions at night and during periods of limited visibility. Basic skills are significantly more difficult when visibility is limited.

2. To ensure units are capable of accomplishing their mission they must train under the conditions of limited visibility. Units should strive to conduct all events in this T&R manual during both day and night/limited visibility conditions. When there is limited training time available, night training should take precedence over daylight training, contingent on the availability of equipment and personnel.

1011. OPERATIONAL RISK MANAGEMENT (ORM)

1. ORM is a process that enables commanders to plan for and minimize risk while still accomplishing the mission. It is a decision making tool used by Marines at all levels to increase operational effectiveness by anticipating hazards and reducing the potential for loss, thereby increasing the probability of a successful mission. ORM minimizes risks to acceptable levels, commensurate with mission accomplishment.

2. Commanders, leaders, maintainers, planners, and schedulers will integrate risk assessment in the decision-making process and implement hazard controls to reduce risk to acceptable levels. Applying the ORM process will reduce mishaps, lower costs, and provide for more efficient use of resources. ORM assists the commander in conserving lives and resources and avoiding unnecessary risk, making an informed decision to implement a course of action (COA), identifying feasible and effective control measures where specific measures do not exist, and providing reasonable alternatives for mission accomplishment. Most importantly, ORM assists the commander in determining the balance between training realism and unnecessary risks in training, the impact of training operations on the environment, and the adjustment of training plans to fit the level of proficiency and experience of Sailors/Marines and leaders. Further guidance for ORM is found in references (b), (d), and (h).

1012. MARINE CORPS GROUND T&R PROGRAM

1. The Marine Corps Ground T&R Program continues to evolve. The vision for Ground T&R Program is to publish a T&R manual for every readiness-reporting unit so that core capability METs are clearly defined with supporting collective training standards, and to publish community-based T&R manuals for all occupational fields whose personnel augment other units to increase their combat and/or logistic capabilities. The vision for this program includes plans to provide a Marine Corps training management information system that enables tracking of unit and individual training accomplishments by unit commanders and small unit leaders, automatically computing CRP for both units and individual Marines based upon MOS and rank (or billet). Linkage of T&R events to the MCTL, through the core capability METs, has enabled objective assessment of training readiness in the DRRS.

2. DRRS measures and reports on the readiness of military forces and the supporting infrastructure to meet missions and goals assigned by the Secretary of Defense. With unit CRP based on the unit's training toward its METs, the CRP will provide a more accurate picture of a unit's readiness. This will give fidelity to future funding requests and factor into the allocation of resources. Additionally, the Ground T&R Program will help to ensure training remains focused on mission accomplishment and that training readiness reporting is tied to units' METLs.

2800 T&R MANUAL

CHAPTER 2

MISSION ESSENTIAL TASKS MATRIX

	<u>PARAGRAPH</u>	<u>PAGE</u>
COMBAT LOGISTICS REGIMENT (CLR) (FORWARD (FWD)) CORE MET . .	2000	2-2
CLR (DIRECT SUPPORT (DS)) CORE MET	2001	2-2
CLR (GENERAL SUPPORT (GS)) CORE MET.	2002	2-2
COMBAT LOGISTICS BATTALION (CLB) (DS)) CORE MET.	2003	2-2
CLB (GS) CORE METL	2004	2-3
MAINTENANCE (MAINT) BATTALION (BN) CORE MET.	2005	2-3
GROUND ELECTRONICS MAINTENANCE MET MATRIX.	2006	2-3

2800 T&R MANUAL

CHAPTER 2

MISSION ESSENTIAL TASKS MATRIX

2000. COMBAT LOGISTICS REGIMENT (CLR) (FORWARD (FWD)) CORE MET. The CLR (FWD) MET table lists the standardized core METs for the CLR (FWD) that are directly supported by 2800 T&R events. These tasks are used for readiness reporting in the DRRS.

CLR (FWD) METL

MCT	CLR (FWD) CORE MET
MCT 5.1.1	Provide and Maintain Communications

2001. CLR (DIRECT SUPPORT (DS)) CORE MET. The CLR (DS) MET table lists the standardized core METs for the CLR (DS) that are directly supported by 2800 T&R events. These tasks are used for readiness reporting in the DRRS.

CLR (DS) METL

MCT	CLR (DS) CORE MET
MCT 4.2.2.4	Conduct Repair
MCT 4.2.2.5	Conduct Modification
MCT 4.2.2.8	Conduct Recovery & Evacuation Operations
MCT 4.4.1	Provide and Maintain Engineering Reconnaissance Operations
MCT 4.4.9	Conduct Tactical Electrical Supply
MCT 6.1.4	Conduct Survivability Operations

2002. CLR (GENERAL SUPPORT (GS)) CORE MET. The CLR (GS) MET table lists the standardized core METs for the CLR (GS) that are directly supported by 2800 T&R events. These tasks are used for readiness reporting in the DRRS.

CLR (GS) MET

MCT	CLR (GS) CORE MET
MCT 4.2.2	Conduct Ground Equipment Maintenance

2003. COMBAT LOGISTICS BATTALION (CLB) (DS)) CORE MET. The CLB (DS) MET table lists the standardized core METs for the CLB (DS) that are directly supported by 2800 T&R events. These tasks are used for readiness reporting in the DRRS.

CLB (DS) MET

OMCT	CLB (DS) CORE MET
MCT 4.2.2.4	Conduct Repair
MCT 4.2.2.5	Conduct Modification
MCT 4.2.2.8	Conduct Recovery & Evacuation Operations

2004. CLB (GS) CORE MET. The CLR (GS) MET table lists the standardized core METs for the CLR (GS) that are directly supported by 2800 T&R events. These tasks are used for readiness reporting in the DRRS.

CLB (GS) MET

MCT	CLB (GS) CORE MET
MCT 4.2.2.1	Conduct Inspection & Classification
MCT 4.2.2.2	Conduct Service, Adjustment, & Tuning
MCT 4.2.2.3	Conduct Testing & Calibration
MCT 4.2.2.4	Conduct Repair
MCT 4.2.2.5	Conduct Modification
MCT 4.2.2.8	Conduct Recovery & Evacuation Operations

2005. MAINTENANCE (MAINT) BATTALION (BN) CORE MET. The Maint Bn MET table lists the standardized core METs for the Maint Bn that are directly supported by 2800 T&R events. These tasks are used for readiness reporting in the DRRS.

MAINT BN MET

MCT	MAINT BN CORE MET
MCT 4.2.1.2	Conduct Intermediate Maintenance
MCT 4.2.2.8	Conduct Recovery & Evacuation Operations

2006. GROUND ELECTRONICS MAINTENANCE MISSION ESSENTIAL TASKS MATRIX. The Ground Electronics Maintenance MCT Matrix contains the MCTs identified as METs in the CLR (FWD), CLR (DS), CLR (GS), CLB (DS), CLB (GS), and Maint Bn METs. The Ground Electronics Maintenance MET matrix includes the designated MET number and supporting collective events.

MCT#/MARINE CORPS TASK

MCT 4.2 CONDUCT MAINTENANCE OPERATIONS	
ELM-MAIN-6001	Provide field level maintenance support for ground electronics equipment

MCT 4.2.1.2 CONDUCT INTERMEDIATE MAINTENANCE	
ELM-MAIN-6001	Provide field level maintenance support for ground electronics equipment
MCT 4.2.2 CONDUCT GROUND EQUIPMENT MAINTENANCE	
ELM-MAIN-6001	Provide field level maintenance support for ground electronics equipment
MCT 4.2.2.1 CONDUCT INSPECTION & CLASSIFICATION	
ELM-MAIN-5601	Provide field level maintenance support for power supply equipment
ELM-MAIN-5602	Provide field level maintenance support for COMSEC equipment
ELM-MAIN-5603	Provide field level maintenance support for cables
ELM-MAIN-5604	Provide field level maintenance support for C2 electronics equipment
ELM-MAIN-5605	Provide field level maintenance support for intelligence-based systems equipment
ELM-MAIN-5606	Provide field level maintenance support for unmanned systems equipment
ELM-MAIN-5607	Provide field level maintenance support for FORCEPRO electronics equipment
ELM-MAIN-5608	Provide field level maintenance support for NS-E electronics items/components
ELM-MAIN-5609	Provide field level maintenance support for TECHCON equipment
ELM-MAIN-5610	Provide field level maintenance support for DWT equipment
ELM-MAIN-5611	Provide field level maintenance support for SATCOM equipment
ELM-MAIN-5612	Provide field level maintenance support for ground radio equipment
ELM-MAIN-5613	Provide field level maintenance support for ground vehicle intercommunication equipment
ELM-MAIN-5614	Provide field level maintenance support for mechanized vehicle electronics equipment
ELM-MAIN-5615	Provide field level maintenance support for telecommunications equipment
ELM-MAIN-5616	Provide field level maintenance support for IT equipment
ELM-MAIN-5617	Provide field level maintenance support for ground sensor system equipment
ELM-MAIN-5618	Provide field level maintenance support for TMDE
ELM-MAIN-5619	Provide field level maintenance support for artillery electronic equipment
ELM-MAIN-5620	Provide field level maintenance support for complex circuit cards
MCT 4.2.2.2 CONDUCT SERVICE, ADJUSTMENT, & TUNING	
ELM-MAIN-5601	Provide field level maintenance support for power supply equipment
ELM-MAIN-5602	Provide field level maintenance support for COMSEC equipment

ELM-MAIN-5603	Provide field level maintenance support for cables
ELM-MAIN-5604	Provide field level maintenance support for C2 electronics equipment
ELM-MAIN-5605	Provide field level maintenance support for intelligence-based systems equipment
ELM-MAIN-5606	Provide field level maintenance support for unmanned systems equipment
ELM-MAIN-5607	Provide field level maintenance support for FORCEPRO electronics equipment
ELM-MAIN-5608	Provide field level maintenance support for NS-E electronics items/components
ELM-MAIN-5609	Provide field level maintenance support for TECHCON equipment
ELM-MAIN-5610	Provide field level maintenance support for DWT equipment
ELM-MAIN-5611	Provide field level maintenance support for SATCOM equipment
ELM-MAIN-5612	Provide field level maintenance support for ground radio equipment
ELM-MAIN-5613	Provide field level maintenance support for ground vehicle intercommunication equipment
ELM-MAIN-5614	Provide field level maintenance support for mechanized vehicle electronics equipment
ELM-MAIN-5615	Provide field level maintenance support for telecommunications equipment
ELM-MAIN-5616	Provide field level maintenance support for IT equipment
ELM-MAIN-5617	Provide field level maintenance support for ground sensor system equipment
ELM-MAIN-5618	Provide field level maintenance support for TMDE
ELM-MAIN-5619	Provide field level maintenance support for artillery electronic equipment
ELM-MAIN-5620	Provide field level maintenance support for complex circuit cards
MCT 4.2.2.3 CONDUCT TESTING & CALIBRATION	
ELM-MAIN-5618	Provide field level maintenance support for TMDE
MCT 4.2.2.4 CONDUCT REPAIR	
ELM-MAIN-5601	Provide field level maintenance support for power supply equipment
ELM-MAIN-5602	Provide field level maintenance support for COMSEC equipment
ELM-MAIN-5603	Provide field level maintenance support for cables
ELM-MAIN-5604	Provide field level maintenance support for C2 electronics equipment
ELM-MAIN-5605	Provide field level maintenance support for intelligence-based systems equipment
ELM-MAIN-5606	Provide field level maintenance support for unmanned systems equipment
ELM-MAIN-5607	Provide field level maintenance support for FORCEPRO electronics equipment
ELM-MAIN-5608	Provide field level maintenance support for NS-E electronics items/components

ELM-MAIN-5609	Provide field level maintenance support for TECHCON equipment
ELM-MAIN-5610	Provide field level maintenance support for DWT equipment
ELM-MAIN-5611	Provide field level maintenance support for SATCOM equipment
ELM-MAIN-5612	Provide field level maintenance support for ground radio equipment
ELM-MAIN-5613	Provide field level maintenance support for ground vehicle intercommunication equipment
ELM-MAIN-5614	Provide field level maintenance support for mechanized vehicle electronics equipment
ELM-MAIN-5615	Provide field level maintenance support for telecommunications equipment
ELM-MAIN-5616	Provide field level maintenance support for IT equipment
ELM-MAIN-5617	Provide field level maintenance support for ground sensor system equipment
ELM-MAIN-5618	Provide field level maintenance support for TMDE
ELM-MAIN-5619	Provide field level maintenance support for artillery electronic equipment
ELM-MAIN-5620	Provide field level maintenance support for complex circuit cards
MCT 4.2.2.5 CONDUCT MODIFICATION	
ELM-MAIN-5601	Provide field level maintenance support for power supply equipment
ELM-MAIN-5602	Provide field level maintenance support for COMSEC equipment
ELM-MAIN-5603	Provide field level maintenance support for cables
ELM-MAIN-5604	Provide field level maintenance support for C2 electronics equipment
ELM-MAIN-5605	Provide field level maintenance support for intelligence-based systems equipment
ELM-MAIN-5606	Provide field level maintenance support for unmanned systems equipment
ELM-MAIN-5607	Provide field level maintenance support for FORCEPRO electronics equipment
ELM-MAIN-5608	Provide field level maintenance support for NS-E electronics items/components
ELM-MAIN-5609	Provide field level maintenance support for TECHCON equipment
ELM-MAIN-5610	Provide field level maintenance support for DWT equipment
ELM-MAIN-5611	Provide field level maintenance support for SATCOM equipment
ELM-MAIN-5612	Provide field level maintenance support for ground radio equipment
ELM-MAIN-5613	Provide field level maintenance support for ground vehicle intercommunication equipment
ELM-MAIN-5614	Provide field level maintenance support for mechanized vehicle electronics equipment
ELM-MAIN-5615	Provide field level maintenance support for telecommunications equipment
ELM-MAIN-5616	Provide field level maintenance support for IT equipment

ELM-MAIN-5617	Provide field level maintenance support for ground sensor system equipment
ELM-MAIN-5618	Provide field level maintenance support for TMDE
ELM-MAIN-5619	Provide field level maintenance support for artillery electronic equipment
ELM-MAIN-5620	Provide field level maintenance support for complex circuit cards
MCT 4.2.2.8 CONDUCT RECOVERY & EVACUATION OPERATIONS	
ELM-MAIN-5601	Provide field level maintenance support for power supply equipment
ELM-MAIN-5602	Provide field level maintenance support for COMSEC equipment
ELM-MAIN-5603	Provide field level maintenance support for cables
ELM-MAIN-5604	Provide field level maintenance support for C2 electronics equipment
ELM-MAIN-5605	Provide field level maintenance support for intelligence-based systems equipment
ELM-MAIN-5606	Provide field level maintenance support for unmanned systems equipment
ELM-MAIN-5607	Provide field level maintenance support for FORCEPRO electronics equipment
ELM-MAIN-5608	Provide field level maintenance support for NS-E electronics items/components
ELM-MAIN-5609	Provide field level maintenance support for TECHCON equipment
ELM-MAIN-5610	Provide field level maintenance support for DWT equipment
ELM-MAIN-5611	Provide field level maintenance support for SATCOM equipment
ELM-MAIN-5612	Provide field level maintenance support for ground radio equipment
ELM-MAIN-5613	Provide field level maintenance support for ground vehicle intercommunication equipment
ELM-MAIN-5614	Provide field level maintenance support for mechanized vehicle electronics equipment
ELM-MAIN-5615	Provide field level maintenance support for telecommunications equipment
ELM-MAIN-5616	Provide field level maintenance support for IT equipment
ELM-MAIN-5617	Provide field level maintenance support for ground sensor system equipment
ELM-MAIN-5618	Provide field level maintenance support for TMDE
ELM-MAIN-5619	Provide field level maintenance support for artillery electronic equipment
ELM-MAIN-5620	Provide field level maintenance support for complex circuit cards
MCT 5.1.1 PROVIDE AND MAINTAIN COMMUNICATIONS	
OPSM-OPS-4001	Provide technical data for a communications plan

2800 T&R MANUAL

CHAPTER 3

COLLECTIVE EVENTS

	<u>PARAGRAPH</u>	<u>PAGE</u>
PURPOSE.	3000	3-2
EVENT CODING	3001	3-2
INDEX OF COLLECTIVE EVENTS	3002	3-2
6000-LEVEL EVENTS.	3003	3-4
5000-LEVEL EVENTS.	3004	3-6
4000-LEVEL EVENTS.	3005	3-26
3000-LEVEL EVENTS.	3006	3-27

2800 T&R MANUAL

CHAPTER 3

COLLECTIVE EVENTS

3000. PURPOSE. Chapter 3 contains collective training events for the Ground Electronics Maintenance (2800) occupational field.

3001. EVENT CODING. Events in this T&R Manual are depicted with an up to 12-character, 3-field alphanumeric system, i.e. XXXX-XXXX-XXXX. This chapter utilizes the following methodology:

a. Field one. This field represents the community. This chapter contains the following community codes:

<u>Code</u>	<u>Description</u>
CAL	Calibrations
ELM	Ground Electronics Maintenance
OPSM	Communications Network Operations Maintenance

b. Field two. This field represents the functional/duty area. This chapter contains the following functional/duty areas:

<u>Code</u>	<u>Description</u>
ADMN	Maintenance Administration
C2	Command and Control
MAIN	Maintenance
MGMT	Maintenance Management
OPS	Operations
SVC	Maintenance Services

c. Field three. This field provides the level at which the event is accomplished and numerical sequencing of events. This chapter contains the following event levels:

<u>Code</u>	<u>Description</u>
6000	Maintenance Shop Level
5000	Maintenance Section Level
4000	Technical Control Section Level
3000	Maintenance Management Section Level

3002. INDEX OF COLLECTIVE EVENTS

EVENT CODE	E-CODED	EVENT	PAGE
6000-LEVEL			
ELM-MAIN-6001	Y	Provide field level maintenance support for ground electronics equipment	3-4

ELM-OPS-6601		Deploy a ground electronics maintenance activity	3-5
5000-LEVEL			
ELM-MAIN-5601		Provide field level maintenance support for power supply equipment	3-6
ELM-MAIN-5602		Provide field level maintenance support for communications security (COMSEC) equipment	3-7
ELM-MAIN-5603		Provide field level maintenance support for cables	3-8
ELM-MAIN-5604		Provide field level maintenance support for command and control (C2) equipment	3-9
ELM-MAIN-5605		Provide field level maintenance support for intelligence-based systems equipment	3-9
ELM-MAIN-5606		Provide field level maintenance support for unmanned aerial vehicle (unmanned systems) equipment	3-10
ELM-MAIN-5607		Provide field level maintenance support for force protection (FORCEPRO) equipment	3-11
ELM-MAIN-5608		Provide field level maintenance support for non-standard equipment (NS-E) electronics items/components	3-12
ELM-MAIN-5609		Provide field level maintenance support for technical control (TECHCON) equipment	3-13
ELM-MAIN-5610		Provide field level maintenance support for digital wideband transmission (DWT) equipment	3-14
ELM-MAIN-5611		Provide field level maintenance support for satellite communications (SATCOM) equipment	3-15
ELM-MAIN-5612		Provide field level maintenance support for ground radio equipment	3-16
ELM-MAIN-5613		Provide field level maintenance support for ground vehicle intercommunication equipment	3-17
ELM-MAIN-5614		Provide field level maintenance support for mechanized vehicle electronics equipment	3-18
ELM-MAIN-5615		Provide field level maintenance support for telecommunications equipment	3-19
ELM-MAIN-5616		Provide field level maintenance support for information technology (IT) equipment	3-20
ELM-MAIN-5617		Provide field level maintenance support for ground sensor system equipment	3-20
ELM-MAIN-5618		Provide field level maintenance support for test, measurement, and diagnostic equipment (TMDE)	3-21
ELM-MAIN-5619		Provide field level maintenance support for artillery electronics equipment	3-22
ELM-MAIN-5620		Provide field level maintenance support for complex circuit cards	3-23
4000-LEVEL			
OPSM-OPS-4001		Provide centralized technical supervision over the installation, operation, and maintenance (IOM) of communications systems	3-24
3000-LEVEL			
CAL-MGMT-3501		Manage calibrations laboratory programs	3-25

ELM-ADMN-3601		Provide maintenance administration support for field level ground electronics maintenance	3-26
ELM-MAIN-3601		Provide maintenance shop office/operations support for field level ground electronics maintenance	3-27
ELM-SVC-3601		Provide services support for field level ground electronics maintenance	3-27
OPSM-C2-3001		Provide technical data for a communications plan	3-28

3003. 6000-LEVEL EVENTS

ELM-MAIN-6001: Provide field level maintenance support for ground electronics equipment

SUPPORTED MET(S):

MCT 4.2

MCT 4.2.1.2

MCT 4.2.2

EVALUATION-CODED: YES

SUSTAINMENT INTERVAL: 12 months

DESCRIPTION: This event is for a maintenance shop (of any size) whose primary mission/task is to provide field level maintenance support for multiple equipment types within the ground electronics commodity. Doctrinally, a maintenance shop will consist of a shop office/operations section, a services section, an administrative section, and two or more subordinate maintenance sections whose focus is performing maintenance on one or more of the equipment types. In practice, the actual shop organization, especially with regard to the maintenance management functions (shop office/operations section, services section, and administrative section) will vary.

Units perform the full range of field level maintenance depending on capabilities and mission requirements. Unit leaders will prioritize training based upon assigned missions and tasks as found on the unit's table of organization and equipment and in accordance with commander's intent. Maintenance units must be prepared to perform the full range of maintenance in accordance with doctrine and policy.

CONDITION: Given a mission, personnel, and equipment.

STANDARD: Retaining materiel in or restoring it to a specified condition in accordance with MCO P4790.2_ MIMMS Field Procedures Manual.

EVENT COMPONENTS:

1. Provide maintenance shop office/operations support for field level ground electronics maintenance.
2. Provide services support for field level ground electronics maintenance.
3. Provide maintenance administrative support for field level ground electronics maintenance.
4. Provide field level maintenance support for artillery electronics equipment.

5. Provide field level maintenance support for complex circuit cards.
6. Provide field level maintenance support for IT equipment.
7. Provide field level maintenance support for telecommunications equipment.
8. Provide field level maintenance support for DWT equipment.
9. Provide field level maintenance support for SATCOM equipment.
10. Provide field level maintenance support for intelligence-based systems equipment.
11. Provide field level maintenance support for TECHCON equipment.
12. Provide field level maintenance support for TMDE.
13. Provide field level maintenance support for cables.
14. Provide field level maintenance support for ground vehicle intercommunication equipment.
15. Provide field level maintenance support for unmanned systems equipment.
16. Provide field level maintenance support for FORCEPRO electronics equipment.
17. Provide field level maintenance support for ground sensor system equipment.
18. Provide field level maintenance support for mechanized vehicle electronics equipment.
19. Provide field level maintenance support for ground radio equipment.
20. Provide field level maintenance support for COMSEC equipment.
21. Provide field level maintenance support for non-standard electronics equipment.
22. Provide field level maintenance support for power supply equipment.
23. Provide field level maintenance support for C2 electronics equipment.
24. Deploy a ground electronics maintenance activity.

CHAINED EVENTS:

ELM-OPS-6601	ELM-MAIN-5608	ELM-MAIN-5616
ELM-MAIN-5601	ELM-MAIN-5609	ELM-MAIN-5617
ELM-MAIN-5602	ELM-MAIN-5610	ELM-MAIN-5618
ELM-MAIN-5603	ELM-MAIN-5611	ELM-MAIN-5619
ELM-MAIN-5604	ELM-MAIN-5612	ELM-MAIN-5620
ELM-MAIN-5605	ELM-MAIN-5613	ELM-ADMN-3601
ELM-MAIN-5606	ELM-MAIN-5614	ELM-MAIN-3601
ELM-MAIN-5607	ELM-MAIN-5615	ELM-SVC-3601

REFERENCES:

1. Applicable technical references
2. MCO P4790.1_ Marine Corps Integrated Maintenance Management System (MIMMS) Introduction Manual
3. MCO P4790.2_ MIMMS Field Procedures Manual
4. MCWP 4-1 Logistics Operations
5. MCWP 4-11 Tactical-Level Logistics
6. MCWP 4-11.4 Maintenance Operations
7. SL 1-2/3 Index of Authorized Publications in Stock

ELM-OPS-6601: Deploy a ground electronics maintenance activity

SUPPORTED MET(S): None

EVALUATION-CODED: NO

SUSTAINMENT INTERVAL: 12 months

CONDITION: Given a mission, personnel, and equipment.

STANDARD: Ensuring effective ground electronics maintenance support for mission requirements in accordance with MCO P4790.2_ MIMMS Field Procedures Manual.

EVENT COMPONENTS:

1. Plan for the deployment of a ground electronics maintenance activity.
2. Prepare organic equipment for embarkation.
3. Direct the deployment of a ground electronics maintenance activity.

CHAINED EVENTS:

28XX-OPS-2001 28XX-C2-2001 2805-OPS-2001

REFERENCES:

1. Applicable technical references
 2. MCO P4790.1_ Marine Corps Integrated Maintenance Management System (MIMMS) Introduction Manual
 3. MCO P4790.2_ MIMMS Field Procedures Manual
 4. MCWP 4-1 Logistics Operations
 5. MCWP 4-11 Tactical-Level Logistics
 6. MCWP 4-11.4 Maintenance Operations
 7. SL 1-2/3 Index of Authorized Publications in Stock
-

3004. 5000-LEVEL EVENTS

ELM-MAIN-5601: Provide field level maintenance support for power supply equipment

SUPPORTED MET(S):

MCT 4.2.2.1
MCT 4.2.2.2
MCT 4.2.2.4
MCT 4.2.2.5
MCT 4.2.2.8

EVALUATION-CODED: NO

SUSTAINMENT INTERVAL: 12 months

DESCRIPTION: This event is for a maintenance section whose primary focus or additional support requirement is to provide field level maintenance support for power supply equipment.

CONDITION: Given a mission, personnel, and equipment.

STANDARD: Retaining materiel in or restoring it to a specified condition in accordance with MCO P4790.2_ MIMMS Field Procedures Manual.

EVENT COMPONENTS:

1. Perform inspection and classification on power supply equipment.
2. Perform servicing, adjustment, and tuning on power supply equipment.

3. Perform repair on power supply equipment.
4. Perform modification on power supply equipment.
5. Perform recovery and evacuation on power supply equipment.
6. Provide assistance in complex maintenance tasks.
7. Administer quality control program.
8. Supervise maintenance actions.
9. Manage ground electronics maintenance production.
10. Train ground electronics maintainers in ground electronics maintenance.
11. Manage training for ground electronics maintenance personnel.

CHAINED EVENTS:

28XX-ADMN-2001	28XX-MAIN-2002	28XX-MAIN-2037
28XX-ADMN-2003	28XX-MAIN-2003	28XX-PERS-2001
28XX-MAIN-1002	28XX-MAIN-2004	28XX-PERS-2002
28XX-MAIN-2001	28XX-MAIN-2036	

REFERENCES:

1. Applicable technical references
2. MCO P4790.1_ Marine Corps Integrated Maintenance Management System (MIMMS) Introduction Manual
3. MCO P4790.2_ MIMMS Field Procedures Manual
4. MCWP 4-1 Logistics Operations
5. MCWP 4-11 Tactical-Level Logistics
6. MCWP 4-11.4 Maintenance Operations
7. SL 1-2/3 Index of Authorized Publications in Stock

ELM-MAIN-5602: Provide field level maintenance support for COMSEC equipment

SUPPORTED MET(S):

MCT 4.2.2.1
MCT 4.2.2.2
MCT 4.2.2.4
MCT 4.2.2.5

EVALUATION-CODED: NO

SUSTAINMENT INTERVAL: 12 months

DESCRIPTION: This event is for a maintenance section whose primary focus or additional support requirement is to provide field level maintenance support for COMSEC equipment.

CONDITION: Given a mission, personnel, and equipment.

STANDARD: Retaining materiel in or restoring it to a specified condition in accordance with MCO P4790.2_ MIMMS Field Procedures Manual.

EVENT COMPONENTS:

1. Perform inspection and classification on COMSEC equipment.
2. Perform servicing, adjustment, and tuning on COMSEC equipment.
3. Perform repair on COMSEC equipment.
4. Perform modification on COMSEC equipment.
5. Perform recovery and evacuation on COMSEC equipment.
6. Provide technical assistance during the IOM of COMSEC equipment.

7. Provide assistance in complex maintenance tasks.
8. Administer quality control program.
9. Supervise maintenance actions.
10. Manage ground electronics maintenance production.
11. Train ground electronics maintainers in ground electronics maintenance.
12. Manage training for ground electronics maintenance personnel.

CHAINED EVENTS:

28XX-ADMN-2001	28XX-PERS-2001	2847-MAIN-2010
28XX-ADMN-2003	28XX-PERS-2002	2847-MAIN-2011
28XX-MAIN-2036	2847-MAIN-1005	2847-MAIN-2012
28XX-MAIN-2037	2847-MAIN-2009	2847-OPS-2003

REFERENCES:

1. Applicable technical references
2. MCO P4790.1_ Marine Corps Integrated Maintenance Management System (MIMMS) Introduction Manual
3. MCO P4790.2_ MIMMS Field Procedures Manual
4. MCWP 4-1 Logistics Operations
5. MCWP 4-11 Tactical-Level Logistics
6. MCWP 4-11.4 Maintenance Operations
7. SL 1-2/3 Index of Authorized Publications in Stock

ELM-MAIN-5603: Provide field level maintenance support for cables

SUPPORTED MET(S):

MCT 4.2.2.1
MCT 4.2.2.2
MCT 4.2.2.4
MCT 4.2.2.5
MCT 4.2.2.8

EVALUATION-CODED: NO

SUSTAINMENT INTERVAL: 12 months

DESCRIPTION: This event is for a maintenance section whose primary focus or additional support requirement is to provide field level maintenance support for cables.

CONDITION: Given a mission, personnel, and equipment.

STANDARD: Retaining materiel in or restoring it to a specified condition in accordance with MCO P4790.2_ MIMMS Field Procedures Manual.

EVENT COMPONENTS:

1. Perform inspection and classification on cables.
2. Perform servicing, adjustment, and tuning on cables.
3. Perform repair on cables.
4. Perform modification on cables.
5. Perform recovery and evacuation on cables.
6. Provide assistance in complex maintenance tasks.
7. Administer quality control program.
8. Supervise maintenance actions.
9. Manage ground electronics maintenance production.

10. Train ground electronics maintainers in ground electronics maintenance.
11. Manage training for ground electronics maintenance personnel.

CHAINED EVENTS:

28XX-ADMN-2001	28XX-MAIN-2008	28XX-PERS-2001
28XX-ADMN-2003	28XX-MAIN-2009	28XX-PERS-2002
28XX-MAIN-2005	28XX-MAIN-2036	2847-MAIN-1004
28XX-MAIN-2006	28XX-MAIN-2037	2847-MAIN-2013
28XX-MAIN-2007		

REFERENCES:

1. Applicable technical references
2. MCO P4790.1_ Marine Corps Integrated Maintenance Management System (MIMMS) Introduction Manual
3. MCO P4790.2_ MIMMS Field Procedures Manual
4. MCWP 4-1 Logistics Operations
5. MCWP 4-11 Tactical-Level Logistics
6. MCWP 4-11.4 Maintenance Operations
7. SL 1-2/3 Index of Authorized Publications in Stock

ELM-MAIN-5604: Provide field level maintenance support for C2 electronics equipment

SUPPORTED MET(S):

MCT 4.2.2.1
MCT 4.2.2.2
MCT 4.2.2.4
MCT 4.2.2.5
MCT 4.2.2.8

EVALUATION-CODED: NO

SUSTAINMENT INTERVAL: 12 months

DESCRIPTION: This event is for a maintenance section whose primary focus or additional support requirement is to provide field level maintenance support for C2 electronics equipment.

CONDITION: Given a mission, personnel, and equipment.

STANDARD: Retaining materiel in or restoring it to a specified condition in accordance with MCO P4790.2_ MIMMS Field Procedures Manual.

EVENT COMPONENTS:

1. Perform inspection and classification on C2 electronics equipment.
2. Perform servicing, adjustment, and tuning on C2 electronics equipment.
3. Perform repair on C2 electronics equipment.
4. Perform modification on C2 electronics equipment.
5. Perform recovery and evacuation on C2 electronics equipment.
6. Provide technical assistance during the IOM of C2 electronics equipment.
7. Provide assistance in complex maintenance tasks.
8. Administer quality control program.
9. Supervise maintenance actions.
10. Manage ground electronics maintenance production.

11. Train ground electronics maintainers in ground electronics maintenance.
12. Manage training for ground electronics maintenance personnel.

CHAINED EVENTS:

28XX-ADMN-2001	28XX-MAIN-2012	28XX-MAIN-2037
28XX-ADMN-2003	28XX-MAIN-2013	28XX-PERS-2001
28XX-MAIN-2010	28XX-MAIN-2014	28XX-PERS-2002
28XX-MAIN-2011	28XX-MAIN-2036	

REFERENCES:

1. Applicable technical references
 2. MCO P4790.1_ Marine Corps Integrated Maintenance Management System (MIMMS) Introduction Manual
 3. MCO P4790.2_ MIMMS Field Procedures Manual
 4. MCWP 4-1 Logistics Operations
 5. MCWP 4-11 Tactical-Level Logistics
 6. MCWP 4-11.4 Maintenance Operations
 7. SL 1-2/3 Index of Authorized Publications in Stock
-

ELM-MAIN-5605: Provide field level maintenance support for intelligence-based systems equipment

SUPPORTED MET(S):

MCT 4.2.2.1
MCT 4.2.2.2
MCT 4.2.2.4
MCT 4.2.2.5
MCT 4.2.2.8

EVALUATION-CODED: NO

SUSTAINMENT INTERVAL: 12 months

DESCRIPTION: This event is for a maintenance section whose primary focus or additional support requirement is to provide field level maintenance support for intelligence-based systems equipment.

CONDITION: Given a mission, personnel, and equipment.

STANDARD: Retaining materiel in or restoring it to a specified condition in accordance with MCO P4790.2_ MIMMS Field Procedures Manual.

EVENT COMPONENTS:

1. Perform inspection and classification on intelligence-based systems equipment.
2. Perform servicing, adjustment, and tuning on intelligence-based systems equipment.
3. Perform repair on intelligence-based systems equipment.
4. Perform modification on intelligence-based systems equipment.
5. Perform rebuilding and overhauling on intelligence-based systems equipment.
6. Perform recovery and evacuation on intelligence-based systems equipment.
7. Provide assistance in complex maintenance tasks.
8. Administer quality control program.

9. Supervise maintenance actions.
10. Manage ground electronics maintenance production.
11. Train ground electronics maintainers in ground electronics maintenance.
12. Manage training for ground electronics maintenance personnel.

CHAINED EVENTS:

28XX-ADMN-2001	28XX-MAIN-2017	28XX-MAIN-2036
28XX-ADMN-2003	28XX-MAIN-2018	28XX-MAIN-2037
28XX-MAIN-2015	28XX-MAIN-2019	28XX-PERS-2001
28XX-MAIN-2016	28XX-MAIN-2020	28XX-PERS-2002

REFERENCES:

1. Applicable technical references
2. MCO P4790.1_ Marine Corps Integrated Maintenance Management System (MIMMS) Introduction Manual
3. MCO P4790.2_ MIMMS Field Procedures Manual
4. MCWP 4-1 Logistics Operations
5. MCWP 4-11 Tactical-Level Logistics
6. MCWP 4-11.4 Maintenance Operations
7. SL 1-2/3 Index of Authorized Publications in Stock

ELM-MAIN-5606: Provide field level maintenance support for unmanned systems equipment

SUPPORTED MET(S):

MCT 4.2.2.1
MCT 4.2.2.2
MCT 4.2.2.4
MCT 4.2.2.5
MCT 4.2.2.8

EVALUATION-CODED: NO

SUSTAINMENT INTERVAL: 12 months

DESCRIPTION: This event is for a maintenance section whose primary focus or additional support requirement is to provide field level maintenance support for unmanned systems equipment.

CONDITION: Given a mission, personnel, and equipment.

STANDARD: Retaining materiel in or restoring it to a specified condition in accordance with MCO P4790.2_ MIMMS Field Procedures Manual.

EVENT COMPONENTS:

1. Perform inspection and classification on unmanned systems equipment.
2. Perform servicing, adjustment, and tuning on unmanned systems equipment.
3. Perform repair on unmanned systems equipment.
4. Perform modification on unmanned systems equipment.
5. Perform recovery and evacuation on unmanned systems equipment.
6. Provide assistance in complex maintenance tasks.
7. Administer quality control program.
8. Supervise maintenance actions.
9. Manage ground electronics maintenance production.

10. Train ground electronics maintainers in ground electronics maintenance.
11. Manage training for ground electronics maintenance personnel.

CHAINED EVENTS:

28XX-ADMN-2001	28XX-MAIN-2023	28XX-MAIN-2037
28XX-ADMN-2003	28XX-MAIN-2024	28XX-PERS-2001
28XX-MAIN-2021	28XX-MAIN-2025	28XX-PERS-2002
28XX-MAIN-2022	28XX-MAIN-2036	

REFERENCES:

1. Applicable technical references
 2. MCO P4790.1_ Marine Corps Integrated Maintenance Management System (MIMMS) Introduction Manual
 3. MCO P4790.2_ MIMMS Field Procedures Manual
 4. MCWP 4-1 Logistics Operations
 5. MCWP 4-11 Tactical-Level Logistics
 6. MCWP 4-11.4 Maintenance Operations
 7. SL 1-2/3 Index of Authorized Publications in Stock
-

ELM-MAIN-5607: Provide field level maintenance support for FORCEPRO electronics equipment

SUPPORTED MET(S):

MCT 4.2.2.1
MCT 4.2.2.2
MCT 4.2.2.4
MCT 4.2.2.5
MCT 4.2.2.8

EVALUATION-CODED: NO

SUSTAINMENT INTERVAL: 12 months

DESCRIPTION: This event is for a maintenance section whose primary focus or additional support requirement is to provide field level maintenance support for FORCEPRO electronics equipment.

CONDITION: Given a mission, personnel, and equipment.

STANDARD: Retaining materiel in or restoring it to a specified condition in accordance with MCO P4790.2_ MIMMS Field Procedures Manual.

EVENT COMPONENTS:

1. Perform inspection and classification on FORCEPRO electronics equipment.
2. Perform servicing, adjustment, and tuning on FORCEPRO electronics equipment.
3. Perform repair on FORCEPRO electronics equipment.
4. Perform modification on FORCEPRO electronics equipment.
5. Perform recovery and evacuation on FORCEPRO electronics equipment.
6. Provide assistance in complex maintenance tasks.
7. Administer quality control program.
8. Supervise maintenance actions.
9. Manage ground electronics maintenance production.
10. Train ground electronics maintainers in ground electronics maintenance.
11. Manage training for ground electronics maintenance personnel.

CHAINED EVENTS:

28XX-ADMN-2001	28XX-MAIN-2028	28XX-MAIN-2037
28XX-ADMN-2003	28XX-MAIN-2029	28XX-PERS-2001
28XX-MAIN-2026	28XX-MAIN-2030	28XX-PERS-2002
28XX-MAIN-2027	28XX-MAIN-2036	

REFERENCES:

1. Applicable technical references
 2. MCO P4790.1_ Marine Corps Integrated Maintenance Management System (MIMMS) Introduction Manual
 3. MCO P4790.2_ MIMMS Field Procedures Manual
 4. MCWP 4-1 Logistics Operations
 5. MCWP 4-11 Tactical-Level Logistics
 6. MCWP 4-11.4 Maintenance Operations
 7. SL 1-2/3 Index of Authorized Publications in Stock
-

ELM-MAIN-5608: Provide field level maintenance support for NS-E electronics items/components

SUPPORTED MET(S):

MCT 4.2.2.1
MCT 4.2.2.2
MCT 4.2.2.4
MCT 4.2.2.5
MCT 4.2.2.8

EVALUATION-CODED: NO

SUSTAINMENT INTERVAL: 12 months

DESCRIPTION: This event is for a maintenance section whose primary focus or additional support requirement is to provide field level maintenance support for NS-E electronics items/components.

CONDITION: Given a mission, personnel, and equipment.

STANDARD: Retaining materiel in or restoring it to a specified condition in accordance with MCO P4790.2_ MIMMS Field Procedures Manual.

EVENT COMPONENTS:

1. Perform inspection and classification on NS-E electronics items/components.
2. Perform servicing, adjustment, and tuning on NS-E electronics items/components.
3. Perform repair on NS-E electronics items/components.
4. Perform modification on NS-E electronics items/components.
5. Perform recovery and evacuation on NS-E electronics items/components.
6. Provide assistance in complex maintenance tasks.
7. Administer quality control program.
8. Supervise maintenance actions.
9. Manage ground electronics maintenance production.
10. Train ground electronics maintainers in ground electronics maintenance.
11. Manage training for ground electronics maintenance personnel.

CHAINED EVENTS:

28XX-ADMN-2001	28XX-MAIN-2033	28XX-MAIN-2037
28XX-ADMN-2003	28XX-MAIN-2034	28XX-PERS-2001
28XX-MAIN-2031	28XX-MAIN-2035	28XX-PERS-2002
28XX-MAIN-2032	28XX-MAIN-2036	

REFERENCES:

1. Applicable technical references
 2. MCO P4790.1_ Marine Corps Integrated Maintenance Management System (MIMMS) Introduction Manual
 3. MCO P4790.2_ MIMMS Field Procedures Manual
 4. MCWP 4-1 Logistics Operations
 5. MCWP 4-11 Tactical-Level Logistics
 6. MCWP 4-11.4 Maintenance Operations
 7. SL 1-2/3 Index of Authorized Publications in Stock
-

ELM-MAIN-5609: Provide field level maintenance support for TECHCON equipment

SUPPORTED MET(S):

MCT 4.2.2.1
MCT 4.2.2.2
MCT 4.2.2.4
MCT 4.2.2.5
MCT 4.2.2.8

EVALUATION-CODED: NO

SUSTAINMENT INTERVAL: 12 months

DESCRIPTION: This event is for a maintenance section whose primary focus or additional support requirement is to provide field level maintenance support for TECHCON equipment. Note that TECHCON maintenance actions are divided into those for maintenance code "O" items (supported by 2821 and 2823 Marines) and those for maintenance code "F"/"H" items (supported by 2823 Marines).

CONDITION: Given a mission, personnel, and equipment.

STANDARD: Retaining materiel in or restoring it to a specified condition in accordance with MCO P4790.2_ MIMMS Field Procedures Manual.

EVENT COMPONENTS:

1. Perform inspection and classification on TECHCON equipment.
2. Perform servicing, adjustment, and tuning on TECHCON equipment.
3. Perform repair on TECHCON equipment.
4. Perform modification on TECHCON equipment.
5. Perform rebuilding and overhauling on TECHCON equipment.
6. Perform recovery and evacuation on TECHCON equipment.
7. Provide assistance in complex maintenance tasks.
8. Administer quality control program.
9. Supervise maintenance actions.
10. Manage ground electronics maintenance production.
11. Train ground electronics maintainers in ground electronics maintenance.
12. Manage training for ground electronics maintenance personnel.

CHAINED EVENTS:

28XX-ADMN-2001	2821-MAIN-1001	2823-MAIN-2002
28XX-ADMN-2003	2821-MAIN-2001	2823-MAIN-2003
28XX-MAIN-2036	2821-MAIN-2002	2823-MAIN-2004
28XX-MAIN-2037	2821-MAIN-2003	2823-MAIN-2005
28XX-PERS-2001	2821-MAIN-2004	2823-MAIN-2006
28XX-PERS-2002	2823-MAIN-2001	

REFERENCES:

1. Applicable technical references
 2. MCO P4790.1_ Marine Corps Integrated Maintenance Management System (MIMMS) Introduction Manual
 3. MCO P4790.2_ MIMMS Field Procedures Manual
 4. MCWP 4-1 Logistics Operations
 5. MCWP 4-11 Tactical-Level Logistics
 6. MCWP 4-11.4 Maintenance Operations
 7. SL 1-2/3 Index of Authorized Publications in Stock
-

ELM-MAIN-5610: Provide field level maintenance support for DWT equipment

SUPPORTED MET(S):

MCT 4.2.2.1
MCT 4.2.2.2
MCT 4.2.2.4
MCT 4.2.2.5
MCT 4.2.2.8

EVALUATION-CODED: NO

SUSTAINMENT INTERVAL: 12 months

DESCRIPTION: This event is for a maintenance section whose primary focus or additional support requirement is to provide field level maintenance support for DWT equipment.

CONDITION: Given a mission, personnel, and equipment.

STANDARD: Retaining materiel in or restoring it to a specified condition in accordance with MCO P4790.2_ MIMMS Field Procedures Manual.

EVENT COMPONENTS:

1. Perform inspection and classification on DWT equipment.
2. Perform servicing, adjustment, and tuning on DWT equipment.
3. Perform repair on DWT equipment.
4. Perform modification on DWT equipment.
5. Perform rebuilding and overhauling on DWT equipment.
6. Perform recovery and evacuation on DWT equipment.
7. Provide technical assistance during the IOM of DWT equipment.
8. Provide assistance in complex maintenance tasks.
9. Administer quality control program.
10. Supervise maintenance actions.
11. Manage ground electronics maintenance production.
12. Train ground electronics maintainers in ground electronics maintenance.

13. Manage training for ground electronics maintenance personnel.

CHAINED EVENTS:

28XX-ADMN-2001	28XX-PERS-2002	2831-MAIN-2003
28XX-ADMN-2003	2831-MAIN-1001	2831-MAIN-2004
28XX-MAIN-2036	2831-MAIN-2001	2831-MAIN-2005
28XX-MAIN-2037	2831-MAIN-2002	2831-OPS-2001
28XX-PERS-2001		

REFERENCES:

1. Applicable technical references
 2. MCO P4790.1_ Marine Corps Integrated Maintenance Management System (MIMMS) Introduction Manual
 3. MCO P4790.2_ MIMMS Field Procedures Manual
 4. MCWP 4-1 Logistics Operations
 5. MCWP 4-11 Tactical-Level Logistics
 6. MCWP 4-11.4 Maintenance Operations
 7. SL 1-2/3 Index of Authorized Publications in Stock
-

ELM-MAIN-5611: Provide field level maintenance support for SATCOM equipment

SUPPORTED MET(S):

MCT 4.2.2.1
MCT 4.2.2.2
MCT 4.2.2.4
MCT 4.2.2.5
MCT 4.2.2.8

EVALUATION-CODED: NO

SUSTAINMENT INTERVAL: 12 months

DESCRIPTION: This event is for a maintenance section whose primary focus or additional support requirement is to provide field level maintenance support for SATCOM equipment.

CONDITION: Given a mission, personnel, and equipment.

STANDARD: Retaining materiel in or restoring it to a specified condition in accordance with MCO P4790.2_ MIMMS Field Procedures Manual.

EVENT COMPONENTS:

1. Perform inspection and classification on SATCOM equipment.
2. Perform servicing, adjustment, and tuning on SATCOM equipment.
3. Perform repair on SATCOM equipment.
4. Perform modification on SATCOM equipment.
5. Perform recovery and evacuation on SATCOM equipment.
6. Provide technical assistance during the IOM of SATCOM equipment.
7. Provide assistance in complex maintenance tasks.
8. Administer quality control program.
9. Supervise maintenance actions.
10. Manage ground electronics maintenance production.
11. Train ground electronics maintainers in ground electronics maintenance.
12. Manage training for ground electronics maintenance personnel.

CHAINED EVENTS:

28XX-ADMN-2001	2831-MAIN-1002	2841-MAIN-1003
28XX-ADMN-2003	2831-MAIN-2006	2841-MAIN-2013
28XX-MAIN-2036	2831-MAIN-2007	2841-MAIN-2014
28XX-MAIN-2037	2831-MAIN-2008	2841-MAIN-2015
28XX-PERS-2001	2831-MAIN-2009	2841-MAIN-2016
28XX-PERS-2002	2831-OPS-2002	2841-OPS-2004

REFERENCES:

1. Applicable technical references
 2. MCO P4790.1_ Marine Corps Integrated Maintenance Management System (MIMMS) Introduction Manual
 3. MCO P4790.2_ MIMMS Field Procedures Manual
 4. MCWP 4-1 Logistics Operations
 5. MCWP 4-11 Tactical-Level Logistics
 6. MCWP 4-11.4 Maintenance Operations
 7. SL 1-2/3 Index of Authorized Publications in Stock
-

ELM-MAIN-5612: Provide field level maintenance support for ground radio equipment

SUPPORTED MET(S):

MCT 4.2.2.1
MCT 4.2.2.2
MCT 4.2.2.4
MCT 4.2.2.5
MCT 4.2.2.8

EVALUATION-CODED: NO

SUSTAINMENT INTERVAL: 12 months

DESCRIPTION: This event is for a maintenance section whose primary focus or additional support requirement is to provide field level maintenance support for ground radio equipment.

CONDITION: Given a mission, personnel, and equipment.

STANDARD: Retaining materiel in or restoring it to a specified condition in accordance with MCO P4790.2_ MIMMS Field Procedures Manual.

EVENT COMPONENTS:

1. Perform inspection and classification on ground radio equipment.
2. Perform servicing, adjustment, and tuning on ground radio equipment.
3. Perform repair on ground radio equipment.
4. Perform modification on ground radio equipment.
5. Perform recovery and evacuation on ground radio equipment.
6. Provide technical assistance during the IOM of ground radio equipment.
7. Provide assistance in complex maintenance tasks.
8. Administer quality control program.
9. Supervise maintenance actions.
10. Manage ground electronics maintenance production.
11. Train ground electronics maintainers in ground electronics maintenance.

12. Manage training for ground electronics maintenance personnel.

CHAINED EVENTS:

28XX-ADMN-2001	28XX-PERS-2001	2841-MAIN-2002
28XX-ADMN-2003	28XX-PERS-2002	2841-MAIN-2003
28XX-MAIN-2036	2841-MAIN-1001	2841-MAIN-2004
28XX-MAIN-2037	2841-MAIN-2001	2841-OPS-2001

REFERENCES:

1. Applicable technical references
 2. MCO P4790.1_ Marine Corps Integrated Maintenance Management System (MIMMS) Introduction Manual
 3. MCO P4790.2_ MIMMS Field Procedures Manual
 4. MCWP 4-1 Logistics Operations
 5. MCWP 4-11 Tactical-Level Logistics
 6. MCWP 4-11.4 Maintenance Operations
 7. SL 1-2/3 Index of Authorized Publications in Stock
-

ELM-MAIN-5613: Provide field level maintenance support for ground vehicle intercommunication equipment

SUPPORTED MET(S):

MCT 4.2.2.1
MCT 4.2.2.2
MCT 4.2.2.4
MCT 4.2.2.5
MCT 4.2.2.8

EVALUATION-CODED: NO

SUSTAINMENT INTERVAL: 12 months

DESCRIPTION: This event is for a maintenance section whose primary focus or additional support requirement is to provide field level maintenance support for ground vehicle intercommunication equipment.

CONDITION: Given a mission, personnel, and equipment.

STANDARD: Retaining materiel in or restoring it to a specified condition in accordance with MCO P4790.2_ MIMMS Field Procedures Manual.

EVENT COMPONENTS:

1. Perform inspection and classification on ground vehicle intercommunication equipment.
2. Perform servicing, adjustment, and tuning on ground vehicle intercommunication equipment.
3. Perform repair on ground vehicle intercommunication equipment.
4. Perform modification on ground vehicle intercommunication equipment.
5. Perform recovery and evacuation on ground vehicle intercommunication equipment.
6. Provide technical assistance during the IOM of ground vehicle intercommunication equipment.
7. Provide assistance in complex maintenance tasks.
8. Administer quality control program.

9. Supervise maintenance actions.
10. Manage ground electronics maintenance production.
11. Train ground electronics maintainers in ground electronics maintenance.
12. Manage training for ground electronics maintenance personnel.

CHAINED EVENTS:

28XX-ADMN-2001	28XX-PERS-2001	2841-MAIN-2006
28XX-ADMN-2003	28XX-PERS-2002	2841-MAIN-2007
28XX-MAIN-2036	2841-MAIN-1002	2841-MAIN-2008
28XX-MAIN-2037	2841-MAIN-2005	2841-OPS-2002

REFERENCES:

1. Applicable technical references
2. MCO P4790.1_ Marine Corps Integrated Maintenance Management System (MIMMS) Introduction Manual
3. MCO P4790.2_ MIMMS Field Procedures Manual
4. MCWP 4-1 Logistics Operations
5. MCWP 4-11 Tactical-Level Logistics
6. MCWP 4-11.4 Maintenance Operations
7. SL 1-2/3 Index of Authorized Publications in Stock

ELM-MAIN-5614: Provide field level maintenance support for mechanized vehicle electronics equipment

SUPPORTED MET(S):

MCT 4.2.2.1
MCT 4.2.2.2
MCT 4.2.2.4
MCT 4.2.2.5
MCT 4.2.2.8

EVALUATION-CODED: NO

SUSTAINMENT INTERVAL: 12 months

DESCRIPTION: This event is for a maintenance section whose primary focus or additional support requirement is to provide field level maintenance support for mechanized vehicle electronics of equipment.

CONDITION: Given a mission, personnel, and equipment.

STANDARD: Retaining materiel in or restoring it to a specified condition in accordance with MCO P4790.2_ MIMMS Field Procedures Manual.

EVENT COMPONENTS:

1. Perform inspection and classification on mechanized vehicle electronics equipment.
2. Perform servicing, adjustment, and tuning on mechanized vehicle electronics equipment.
3. Perform repair on mechanized vehicle electronics equipment.
4. Perform modification on mechanized vehicle electronics equipment.
5. Perform recovery and evacuation on mechanized vehicle electronics equipment.
6. Provide technical assistance during the IOM of mechanized vehicle

- electronics equipment.
7. Provide assistance in complex maintenance tasks.
 8. Administer quality control program.
 9. Supervise maintenance actions.
 10. Manage ground electronics maintenance production.
 11. Train ground electronics maintainers in ground electronics maintenance.
 12. Manage training for ground electronics maintenance personnel.

CHAINED EVENTS:

28XX-ADMN-2001	28XX-PERS-2001	2841-MAIN-2010
28XX-ADMN-2003	28XX-PERS-2002	2841-MAIN-2011
28XX-MAIN-2036	2841-MAIN-2017	2841-MAIN-2012
28XX-MAIN-2037	2841-MAIN-2009	2841-OPS-2003

REFERENCES:

1. Applicable technical references
 2. MCO P4790.1_ Marine Corps Integrated Maintenance Management System (MIMMS) Introduction Manual
 3. MCO P4790.2_ MIMMS Field Procedures Manual
 4. MCWP 4-1 Logistics Operations
 5. MCWP 4-11 Tactical-Level Logistics
 6. MCWP 4-11.4 Maintenance Operations
 7. SL 1-2/3 Index of Authorized Publications in Stock
-

ELM-MAIN-5615: Provide field level maintenance support for telecommunications equipment

SUPPORTED MET(S):

MCT 4.2.2.1
MCT 4.2.2.2
MCT 4.2.2.4
MCT 4.2.2.5
MCT 4.2.2.8

EVALUATION-CODED: NO

SUSTAINMENT INTERVAL: 12 months

DESCRIPTION: This event is for a maintenance section whose primary focus or additional support requirement is to provide field level maintenance support for telecommunications equipment.

CONDITION: Given a mission, personnel, and equipment.

STANDARD: Retaining materiel in or restoring it to a specified condition in accordance with MCO P4790.2_ MIMMS Field Procedures Manual.

EVENT COMPONENTS:

1. Perform inspection and classification on telecommunication equipment.
2. Perform servicing, adjustment, and tuning on telecommunication equipment.
3. Perform repair on telecommunication equipment.
4. Perform modification on telecommunication equipment.
5. Perform recovery and evacuation on telecommunication equipment.
6. Provide technical assistance during the IOM of telecommunication

- equipment.
7. Provide assistance in complex maintenance tasks.
 8. Administer quality control program.
 9. Supervise maintenance actions.
 10. Manage ground electronics maintenance production.
 11. Train ground electronics maintainers in ground electronics maintenance.
 12. Manage training for ground electronics maintenance personnel.

CHAINED EVENTS:

28XX-ADMN-2001	28XX-PERS-2001	2847-MAIN-2002
28XX-ADMN-2003	28XX-PERS-2002	2847-MAIN-2003
28XX-MAIN-2036	2847-MAIN-1001	2847-MAIN-2004
28XX-MAIN-2037	2847-MAIN-2001	2847-OPS-2001

REFERENCES:

1. Applicable technical references
2. MCO P4790.1_ Marine Corps Integrated Maintenance Management System (MIMMS) Introduction Manual
3. MCO P4790.2_ MIMMS Field Procedures Manual
4. MCWP 4-1 Logistics Operations
5. MCWP 4-11 Tactical-Level Logistics
6. MCWP 4-11.4 Maintenance Operations
7. SL 1-2/3 Index of Authorized Publications in Stock

ELM-MAIN-5616: Provide field level maintenance support for IT equipment

SUPPORTED MET(S):

MCT 4.2.2.1
MCT 4.2.2.2
MCT 4.2.2.4
MCT 4.2.2.5
MCT 4.2.2.8

EVALUATION-CODED: NO

SUSTAINMENT INTERVAL: 12 months

DESCRIPTION: This event is for a maintenance section whose primary focus or additional support requirement is to provide field level maintenance support for IT equipment.

CONDITION: Given a mission, personnel, and equipment.

STANDARD: Retaining materiel in or restoring it to a specified condition in accordance with MCO P4790.2_ MIMMS Field Procedures Manual.

EVENT COMPONENTS:

1. Perform inspection and classification on IT equipment.
2. Perform servicing, adjustment, and tuning on IT equipment.
3. Perform repair on IT equipment.
4. Perform modification on IT equipment.
5. Perform recovery and evacuation on IT equipment.
6. Provide technical assistance during the IOM of IT equipment.
7. Provide assistance in complex maintenance tasks.

8. Administer quality control program.
9. Supervise maintenance actions.
10. Manage ground electronics maintenance production.
11. Train ground electronics maintainers in ground electronics maintenance.
12. Manage training for ground electronics maintenance personnel.

CHAINED EVENTS:

28XX-ADMN-2001	28XX-PERS-2001	2847-MAIN-2006
28XX-ADMN-2003	28XX-PERS-2002	2847-MAIN-2007
28XX-MAIN-2036	2847-MAIN-1002	2847-MAIN-2008
28XX-MAIN-2037	2847-MAIN-2005	2847-OPS-2002

REFERENCES:

1. Applicable technical references
 2. MCO P4790.1_ Marine Corps Integrated Maintenance Management System (MIMMS) Introduction Manual
 3. MCO P4790.2_ MIMMS Field Procedures Manual
 4. MCWP 4-1 Logistics Operations
 5. MCWP 4-11 Tactical-Level Logistics
 6. MCWP 4-11.4 Maintenance Operations
 7. SL 1-2/3 Index of Authorized Publications in Stock
-

ELM-MAIN-5617: Provide field level maintenance support for ground sensor system equipment

SUPPORTED MET(S):

MCT 4.2.2.1
MCT 4.2.2.2
MCT 4.2.2.4
MCT 4.2.2.5
MCT 4.2.2.8

EVALUATION-CODED: NO

SUSTAINMENT INTERVAL: 12 months

DESCRIPTION: This event is for a maintenance section whose primary focus or additional support requirement is to provide field level maintenance support for ground sensor system equipment.

CONDITION: Given a mission, personnel, and equipment.

STANDARD: Retaining materiel in or restoring it to a specified condition in accordance with MCO P4790.2_ MIMMS Field Procedures Manual.

EVENT COMPONENTS:

1. Perform inspection and classification on ground sensor system equipment.
2. Perform servicing, adjustment, and tuning on ground sensor system equipment.
3. Perform repair on ground sensor system equipment.
4. Perform modification on ground sensor system equipment.
5. Perform recovery and evacuation on ground sensor system equipment.
6. Provide technical assistance during the IOM of ground sensor system equipment.

7. Provide assistance in complex maintenance tasks.
8. Administer quality control program.
9. Supervise maintenance actions.
10. Manage ground electronics maintenance production.
11. Train ground electronics maintainers in ground electronics maintenance.
12. Manage training for ground electronics maintenance personnel.

CHAINED EVENTS:

28XX-ADMN-2001	28XX-PERS-2001	2848-MAIN-2003
28XX-ADMN-2003	28XX-PERS-2002	2848-MAIN-2004
28XX-MAIN-2036	2848-MAIN-2001	2848-MAIN-2005
28XX-MAIN-2037	2848-MAIN-2002	2848-OPS-2001

REFERENCES:

1. Applicable technical references
2. MCO P4790.1_ Marine Corps Integrated Maintenance Management System (MIMMS) Introduction Manual
3. MCO P4790.2_ MIMMS Field Procedures Manual
4. MCWP 4-1 Logistics Operations
5. MCWP 4-11 Tactical-Level Logistics
6. MCWP 4-11.4 Maintenance Operations
7. SL 1-2/3 Index of Authorized Publications in Stock

ELM-MAIN-5618: Provide field level maintenance support for TMDE

SUPPORTED MET(S):

MCT 4.2.2.1
MCT 4.2.2.2
MCT 4.2.2.3
MCT 4.2.2.4
MCT 4.2.2.5
MCT 4.2.2.8

EVALUATION-CODED: NO

SUSTAINMENT INTERVAL: 12 months

DESCRIPTION: This event is for a maintenance section whose primary focus or additional support requirement is to provide field level maintenance support for TMDE. Note that TMDE maintenance actions are divided into three groups. The first is high density low complexity equipment (supported by 2871 and 2874 Marines). The second is low density/high complexity equipment (supported by 2874 Marines). The last is laboratory standards (supported by 2874 Marines).

CONDITION: Given a mission, personnel, and equipment.

STANDARD: Retaining materiel in or restoring it to a specified condition in accordance with MCO P4790.2_ MIMMS Field Procedures Manual.

EVENT COMPONENTS:

1. Perform inspection and classification on TMDE.
2. Perform servicing, adjustment, and tuning on TMDE.
3. Perform testing and calibration on TMDE.
4. Perform repair on TMDE.

5. Perform modification on TMDE.
6. Perform recovery and evacuation on TMDE.
7. Provide assistance in complex maintenance tasks.
8. Administer quality control program.
9. Supervise maintenance actions.
10. Manage ground electronics maintenance production.
11. Train ground electronics maintainers in ground electronics maintenance.
12. Manage training for ground electronics maintenance personnel.

CHAINED EVENTS:

28XX-ADMN-2001	2871-MAIN-2001	2874-MAIN-2005
28XX-ADMN-2003	2871-MAIN-2002	2874-MAIN-2006
28XX-MAIN-2036	2871-MAIN-2003	2874-MAIN-2007
28XX-MAIN-2037	2871-MAIN-2004	2874-MAIN-2008
28XX-PERS-2001	2874-MAIN-2001	2874-MAIN-2009
28XX-PERS-2002	2874-MAIN-2002	2874-MAIN-2010
2871-MAIN-1001	2874-MAIN-2003	2874-MAIN-2011
2871-MAIN-1002	2874-MAIN-2004	

REFERENCES:

1. Applicable technical references
2. MCO P4790.1_ Marine Corps Integrated Maintenance Management System (MIMMS) Introduction Manual
3. MCO P4790.2_ MIMMS Field Procedures Manual
4. MCWP 4-1 Logistics Operations
5. MCWP 4-11 Tactical-Level Logistics
6. MCWP 4-11.4 Maintenance Operations
7. SL 1-2/3 Index of Authorized Publications in Stock

ELM-MAIN-5619: Provide field level maintenance support for artillery electronics equipment

SUPPORTED MET(S):

MCT 4.2.2.1
MCT 4.2.2.2
MCT 4.2.2.4
MCT 4.2.2.5
MCT 4.2.2.8

EVALUATION-CODED: NO

SUSTAINMENT INTERVAL: 12 months

DESCRIPTION: This event is for a maintenance section whose primary focus or additional support requirement is to provide field level maintenance support for artillery electronics equipment.

CONDITION: Given a mission, personnel, and equipment.

STANDARD: Retaining materiel in or restoring it to a specified condition in accordance with MCO P4790.2_ MIMMS Field Procedures Manual.

EVENT COMPONENTS:

1. Perform inspection and classification on artillery electronics equipment.

2. Perform servicing, adjustment, and tuning on artillery electronics equipment.
3. Perform repair on artillery electronics equipment.
4. Perform modification on artillery electronics equipment.
5. Perform rebuilding and overhauling on artillery electronics equipment.
6. Perform recovery and evacuation on artillery electronics equipment.
7. Provide technical assistance during the IOM of artillery electronics equipment.
8. Provide assistance in complex maintenance tasks.
9. Administer quality control program.
10. Supervise maintenance actions.
11. Manage ground electronics maintenance production.
12. Train ground electronics maintainers in ground electronics maintenance.
13. Manage training for ground electronics maintenance personnel.

CHAINED EVENTS:

28XX-ADMN-2001	28XX-PERS-2002	2887-MAIN-2003
28XX-ADMN-2003	2887-MAIN-1001	2887-MAIN-2004
28XX-MAIN-2036	2887-MAIN-2001	2887-MAIN-2005
28XX-MAIN-2037	2887-MAIN-2002	2887-OPS-2001
28XX-PERS-2001		

REFERENCES:

1. Applicable technical references
2. MCO P4790.1_ Marine Corps Integrated Maintenance Management System (MIMMS) Introduction Manual
3. MCO P4790.2_ MIMMS Field Procedures Manual
4. MCWP 4-1 Logistics Operations
5. MCWP 4-11 Tactical-Level Logistics
6. MCWP 4-11.4 Maintenance Operations
7. SL 1-2/3 Index of Authorized Publications in Stock

ELM-MAIN-5620: Provide field level maintenance support for complex circuit cards

SUPPORTED MET(S):

MCT 4.2.2.1
MCT 4.2.2.2
MCT 4.2.2.4
MCT 4.2.2.5
MCT 4.2.2.8

EVALUATION-CODED: NO

SUSTAINMENT INTERVAL: 12 months

DESCRIPTION: This event is for a maintenance section whose primary focus or additional support requirement is to provide field level maintenance support for complex circuit cards and microminiature repair.

CONDITION: Given a mission, personnel, and equipment.

STANDARD: Retaining materiel in or restoring it to a specified condition in accordance with MCO P4790.2_ MIMMS Field Procedures Manual.

EVENT COMPONENTS:

1. Perform inspection and classification on complex circuit cards.
2. Perform repair on complex circuit cards.
3. Perform modification on complex circuit cards.
4. Perform rebuilding and overhauling on complex circuit cards.
5. Perform recovery and evacuation on complex circuit cards.
6. Provide technical assistance during the IOM of complex circuit cards.
7. Provide assistance in complex maintenance tasks.
8. Administer quality control program.
9. Supervise maintenance actions.
10. Manage ground electronics maintenance production.
11. Train ground electronics maintainers in ground electronics maintenance.
12. Manage training for ground electronics maintenance personnel.

CHAINED EVENTS:

28XX-ADMN-2001	28XX-PERS-2001	8641-MAIN-2003
28XX-ADMN-2003	28XX-PERS-2002	8641-MAIN-2004
28XX-MAIN-2036	8641-MAIN-2001	8641-MAIN-2005
28XX-MAIN-2037	8641-MAIN-2002	

REFERENCES:

1. Applicable technical references
 2. MCO P4790.1_ Marine Corps Integrated Maintenance Management System (MIMMS) Introduction Manual
 3. MCO P4790.2_ MIMMS Field Procedures Manual
 4. MCWP 4-1 Logistics Operations
 5. MCWP 4-11 Tactical-Level Logistics
 6. MCWP 4-11.4 Maintenance Operations
 7. SL 1-2/3 Index of Authorized Publications in Stock
-

3005. 4000-LEVEL EVENTS

OPSM-OPS-4001: Provide centralized technical supervision over the installation, operation, and maintenance (IOM) of communications systems

SUPPORTED MET(S):

MCT 5.1.1

EVALUATION-CODED: NO

SUSTAINMENT INTERVAL: 12 months

DESCRIPTION: Technical controllers (MOS 2821 and 2823) provide this function in support of communications. TECHCON ensures the integrity of signal paths and reroutes or reconfigures portions of the communications network to rapidly respond to operational requirements.

CONDITION: Given a mission, personnel, and equipment.

STANDARD: Ensuring adequate support and circuit priority in accordance with MCWP 3-40.3 MAGTF Communications System.

EVENT COMPONENTS:

1. Plan technical control in support of operations.
2. Operate a TECHCON facility.
3. Conduct circuit/link restoration.
4. Provide technical assistance in the restoration of complex circuits/links.
5. Maintain the quality of service of a network.
6. Coordinate activation/deactivation of communications circuits/links connecting to the Defense Information Services Agency.

CHAINED EVENTS:

2821-OPS-1001	2823-OPS-2002	2823-C2-2001
2823-OPS-2001	2823-OPS-2003	

REFERENCES:

1. Applicable technical references
 2. MCWP 3-40.3 MAGTF Communications System
 3. Operations Order Annex K
 4. SL 1-2/3 Index of Authorized Publications in Stock
-

3006. 3000-LEVEL EVENTS

CAL-MGMT-3501: Manage calibrations laboratory programs

SUPPORTED MET(S): None

EVALUATION-CODED: NO

SUSTAINMENT INTERVAL: 12 months

CONDITION: Given a mission, personnel, and equipment.

STANDARD: Ensuring calibration laboratory compliance with TI 4733-OD/1 Calibration Requirements Marine Corps Test, Measurement and Diagnostic Equipment Calibration and Maintenance Program.

EVENT COMPONENTS:

1. Perform inspection and classification on laboratory standards.
2. Perform servicing, adjustment, and tuning on laboratory standards.
3. Perform testing and calibration on laboratory standards.
4. Perform repair on laboratory standards.
5. Perform modification on laboratory standards.
6. Manage laboratory quality program.
7. Manage laboratory standards traceability.

CHAINED EVENTS:

2874-MAIN-2007	2874-MAIN-2010	2874-MGMT-2001
2874-MAIN-2008	2874-MAIN-2011	2874-MGMT-2002
2874-MAIN-2009		

REFERENCES:

1. Applicable technical references
2. MCO P4790.1_ Marine Corps Integrated Maintenance Management System (MIMMS) Introduction Manual
3. MCO P4790.2_ MIMMS Field Procedures Manual

4. MCWP 4-1 Logistics Operations
5. MCWP 4-11 Tactical-Level Logistics
6. MCWP 4-11.4 Maintenance Operations
7. SL 1-2/3 Index of Authorized Publications in Stock
8. TI 4733-OD/1_ Calibration Requirements Marine Corps Test, Measurement and Diagnostic Equipment Calibration and Maintenance Program

ELM-ADMN-3601: Provide maintenance administration support for field level ground electronics maintenance

SUPPORTED MET(S): None

EVALUATION-CODED: NO

SUSTAINMENT INTERVAL: 12 months

DESCRIPTION: A maintenance administration (or administrative) section performs functions associated with equipment receipt and transfer, technical data research, tool issue, shop property control, and the recording and reporting of completed maintenance actions within the shop. The name of the section may vary depending upon the shop, and the maintenance administration functions may be dispersed throughout the other elements of the shop. In large maintenance shops there may be several personnel in each element of the section. In small shops one individual may perform some or all of these functions.

CONDITION: Given a mission, personnel, and equipment.

STANDARD: Ensuring availability of maintenance resources in accordance with MCO P4790.2_ MIMMS Field Procedures Manual.

EVENT COMPONENTS:

1. Receipt for equipment.
2. Conduct equipment acceptance inspection.
3. Request required repair parts identified during the acceptance inspection.
4. Manage class IX consumable inventory.
5. Manage locally held secondary reparable.
6. Store equipment.
7. Issue equipment.
8. Release equipment.
9. Administer publication control program.
10. Manage maintenance shop programs.
11. Administer calibration control program.
12. Administer modification control program.
13. Administer tool control program.
14. Supervise maintenance administration support.

CHAINED EVENTS:

28XX-ADMN-2002	28XX-PUBS-2001	28XX-RPTS-2002
28XX-PROG-2001	28XX-RPTS-2001	28XX-RPTS-2003
28XX-PROG-2002		

REFERENCES:

1. Applicable technical references

2. MCO P4790.1_ Marine Corps Integrated Maintenance Management System (MIMMS) Introduction Manual
 3. MCO P4790.2_ MIMMS Field Procedures Manual
 4. MCWP 4-1 Logistics Operations
 5. MCWP 4-11 Tactical-Level Logistics
 6. MCWP 4-11.4 Maintenance Operations
 7. SL 1-2/3 Index of Authorized Publications in Stock
-

ELM-MAIN-3601: Provide maintenance shop office/operations support for field level ground electronics maintenance

SUPPORTED MET(S): None

EVALUATION-CODED: NO

SUSTAINMENT INTERVAL: 12 months

DESCRIPTION: A shop office/operations section manages the overall conduct of maintenance within the shop. The name of the section may vary depending upon the shop, and the shop office/operations functions may be dispersed throughout the other elements of the shop. In small shops, one individual may perform some or all of these functions.

CONDITION: Given a mission, personnel, and equipment.

STANDARD: Managing the overall conduct of maintenance within the shop in accordance with MCO P4790.2_ MIMMS Field Procedures Manual.

EVENT COMPONENTS:

1. Develop unit level ground electronics maintenance policy/procedures.
2. Supervise maintenance actions.
3. Manage ground electronics maintenance production.
4. Manage training for ground electronics maintenance personnel.
5. Direct ground electronics maintenance.

CHAINED EVENTS:

28XX-ADMN-2001	28XX-ADMN-2004	28XX-PERS-2001
28XX-ADMN-2003	28XX-MAIN-2036	28XX-PERS-2002
2891-MGMT-2001		

REFERENCES:

1. Applicable technical references
 2. MCO P4790.1_ Marine Corps Integrated Maintenance Management System (MIMMS) Introduction Manual
 3. MCO P4790.2_ MIMMS Field Procedures Manual
 4. MCWP 4-1 Logistics Operations
 5. MCWP 4-11 Tactical-Level Logistics
 6. MCWP 4-11.4 Maintenance Operations
 7. SL 1-2/3 Index of Authorized Publications in Stock
-

ELM-SVC-3601: Provide services support for field level ground electronics maintenance

SUPPORTED MET(S): None

EVALUATION-CODED: NO

SUSTAINMENT INTERVAL: 12 months

DESCRIPTION: A services section performs functions in support of equipment maintenance; for example, welding, battery shop, inspection, and quality control. The name of the section may vary depending upon the shop, and the services support functions may be dispersed throughout the other elements of the shop. In large maintenance shops there may be several personnel in each element of the section. In small shops one individual may perform some or all of these functions.

CONDITION: Given a mission, personnel, and equipment.

STANDARD: Ensuring availability of functions in support of equipment maintenance in accordance with MCO P4790.2_ MIMMS Field Procedures Manual.

EVENT COMPONENTS:

1. Administer quality control program.
2. Perform equipment inspection, as required.
3. Manage batteries, as required.

CHAINED EVENTS: 28XX-ADMN-2001

REFERENCES:

1. MCO P4790.1_ Marine Corps Integrated Maintenance Management System (MIMMS) Introduction Manual
 2. MCO P4790.2_ MIMMS Field Procedures Manual
 3. MCWP 4-1 Logistics Operations
 4. MCWP 4-11 Tactical-Level Logistics
 5. MCWP 4-11.4 Maintenance Operations
-

OPSM-C2-3001: Provide technical data for a communications plan

SUPPORTED MET(S): None

EVALUATION-CODED: NO

SUSTAINMENT INTERVAL: 12 months

DESCRIPTION: Technical controllers provide and review technical data in the development of a communications plan, identifying signal conditioning requirements and circuit routing requirements in order to establish a high level of initial circuit quality and mitigate risk of circuit degradation. Technical controllers also identify MAGTF communications system and equipment considerations for network security, timeliness, flexibility, interoperability, and survivability in communications planning.

CONDITION: Given a mission, personnel, and equipment.

STANDARD: Identifying information exchange requirements and supportability, and prioritizing communications support in accordance with MCWP 3-40.3 MAGTF Communications System.

EVENT COMPONENTS:

1. Provide technical data for a regimental level communications plan.
2. Develop detailed system level data for a MAGTF or Joint level communications plan.

CHAINED EVENTS:

2821-C2-2001 2823-C2-2002

REFERENCES:

1. Applicable technical references
 2. MCWP 3-40.3 MAGTF Communications System
 3. Operations Order Annex K
 4. SL 1-2/3 Index of Authorized Publications in Stock
-

2800 T&R MANUAL

CHAPTER 4

MOS 28XX INDIVIDUAL EVENTS

	<u>PARAGRAPH</u>	<u>PAGE</u>
PURPOSE	4000	4-2
EVENT CODING.	4001	4-2
INDEX OF INDIVIDUAL EVENTS.	4002	4-2
1000-LEVEL EVENTS	4003	4-4
2000-LEVEL EVENTS	4004	4-6

2800 T&R MANUAL

CHAPTER 4

MOS 28XX INDIVIDUAL EVENTS

4000. PURPOSE. This chapter details the individual events that pertain to multiple MOSs in the Ground Electronics Maintenance occupational field. Each individual event provides an event title, along with the conditions events will be performed under, and the standard to which the event must be performed to be successful.

4001. EVENT CODING. Events in this T&R Manual are depicted with an up to 12-character, 3-field alphanumeric system, i.e. XXXX-XXXX-XXXX. This chapter utilizes the following methodology.

a. Field one. This field represents the community. This chapter contains the following community codes:

<u>Code</u>	<u>Description</u>
28XX	Ground Electronics Maintenance occupational field

b. Field two. This field represents the functional/duty area. This chapter contains the following functional/duty areas:

<u>Code</u>	<u>Description</u>
ADMN	Maintenance Administration Support
C2	Command and Control
MAIN	Maintenance
OPS	Operations
PERS	Personnel
PROG	Maintenance Programs
PUBS	Publications Control
RPTS	Maintenance Reports

c. Field three. This field provides the level at which the event is accomplished and numerical sequencing of events. This chapter contains the following event levels:

<u>Code</u>	<u>Description</u>
1000	Core Skills
2000	Core Plus Skills

4002. INDEX OF INDIVIDUAL EVENTS

EVENT CODE	EVENT	PAGE
1000-LEVEL		
28XX-MAIN-1001	Maintain an electrostatic sensitive device (ESD) safe work area	4-4
28XX-MAIN-1002	Perform repair on power supply equipment	4-5

2000-LEVEL		
28XX-ADMN-2001	Administer quality control program	4-7
28XX-ADMN-2002	Supervise maintenance administration support	4-7
28XX-ADMN-2003	Manage ground electronics maintenance production	4-9
28XX-ADMN-2004	Develop unit level ground electronics maintenance policy/procedures	4-10
28XX-ADMN-2005	Advise the commander on ground electronics maintenance issues	4-12
28XX-C2-2001	Plan for the deployment of a ground electronics maintenance activity	4-13
28XX-C2-2002	Conduct ground electronics maintenance continuous process improvement (CPI)	4-16
28XX-C2-2003	Assist in the development of technical input on ground electronics maintenance solutions	4-16
28XX-MAIN-2001	Perform inspection and classification on power supply equipment	4-17
28XX-MAIN-2002	Perform servicing, adjustment, and tuning on power supply equipment	4-19
28XX-MAIN-2003	Perform modification on power supply equipment	4-20
28XX-MAIN-2004	Perform recovery and evacuation on power supply equipment	4-21
28XX-MAIN-2005	Perform inspection and classification on cables	4-22
28XX-MAIN-2006	Perform servicing, adjustment, and tuning on cables	4-23
28XX-MAIN-2007	Perform repair on cables	4-24
28XX-MAIN-2008	Perform modification on cables	4-25
28XX-MAIN-2009	Perform recovery and evacuation on cables	4-26
28XX-MAIN-2010	Perform inspection and classification on C2 electronics equipment	4-27
28XX-MAIN-2011	Perform servicing, adjustment, and tuning on C2 electronics equipment	4-28
28XX-MAIN-2012	Perform repair on C2 electronics equipment	4-29
28XX-MAIN-2013	Perform modification on C2 electronics equipment	4-31
28XX-MAIN-2014	Perform recovery and evacuation on C2 electronics equipment	4-32
28XX-MAIN-2015	Perform inspection and classification on intelligence-based systems equipment	4-33
28XX-MAIN-2016	Perform servicing, adjustment, and tuning on intelligence-based systems equipment	4-34
28XX-MAIN-2017	Perform repair on intelligence-based systems equipment	4-35
28XX-MAIN-2018	Perform modification on intelligence-based systems equipment	4-36
28XX-MAIN-2019	Perform rebuilding and overhauling on intelligence-based systems equipment	4-38
28XX-MAIN-2020	Perform recovery and evacuation on intelligence-based systems equipment	4-38
28XX-MAIN-2021	Perform inspection and classification on unmanned systems equipment	4-39
28XX-MAIN-2022	Perform servicing, adjustment, and tuning on unmanned systems equipment	4-41
28XX-MAIN-2023	Perform repair on unmanned systems equipment	4-42

28XX-MAIN-2024	Perform modification on unmanned systems equipment	4-43
28XX-MAIN-2025	Perform recovery and evacuation on unmanned systems equipment	4-44
28XX-MAIN-2026	Perform inspection and classification on FORCEPRO electronics equipment	4-45
28XX-MAIN-2027	Perform servicing, adjustment, and tuning on FORCEPRO electronics equipment	4-46
28XX-MAIN-2028	Perform repair on FORCEPRO electronics equipment	4-47
28XX-MAIN-2029	Perform modification on FORCEPRO electronics equipment	4-49
28XX-MAIN-2030	Perform recovery and evacuation on FORCEPRO electronics equipment	4-50
28XX-MAIN-2031	Perform inspection and classification on NS-E electronics items/components	4-51
28XX-MAIN-2032	Perform servicing, adjustment, and tuning on NS-E electronics items/components	4-52
28XX-MAIN-2033	Perform repair on NS-E electronics items/components	4-53
28XX-MAIN-2034	Perform modification on NS-E electronics items/components	4-54
28XX-MAIN-2035	Perform recovery and evacuation on NS-E electronics items/components	4-55
28XX-MAIN-2036	Supervise maintenance actions	4-56
28XX-MAIN-2037	Provide assistance in complex maintenance tasks	4-57
28XX-OPS-2001	Prepare organic equipment for embarkation	4-58
28XX-OPS-2002	Supervise the deployment of a ground electronics maintenance activity	4-59
28XX-PERS-2001	Train ground electronics maintainers in ground electronics maintenance	4-61
28XX-PERS-2002	Manage training for ground electronics maintenance personnel	4-62
28XX-PROG-2001	Manage Class IX consumable inventory	4-63
28XX-PROG-2002	Manage locally held secondary reparable	4-64
28XX-PROG-2003	Oversee requirements for participation in external maintenance support programs	4-65
28XX-PUBS-2001	Administer publication control program	4-66
28XX-RPTS-2001	Administer tool control program	4-67
28XX-RPTS-2002	Administer calibration control program	4-68
28XX-RPTS-2003	Administer modification control program	4-69
28XX-SVC-2001	Supervise maintenance services support	4-70

4003. 1000-LEVEL EVENTS

28XX-MAIN-1001: Maintain an electrostatic sensitive device (ESD) safe work area

EVALUATION-CODED: NO

SUSTAINMENT INTERVAL: 12 months

MOS PERFORMING: 2821, 2823, 2831, 2834, 2841, 2847, 2862, 2871, 2874, 2887

GRADES: PVT, PFC, LCPL, CPL, SGT, SSGT, GYSGT

INITIAL TRAINING SETTING: FORMAL

CONDITION: With the aid of references, ESD sensitive devices and ESD workstation materials.

STANDARD: Preventing ESD damage to equipment in accordance with TM 9999-15/2, Chapter 5.

PERFORMANCE STEPS:

1. Adhere to safety requirements.
2. Verify earth ground to ESD desktop workstation/ESD field mat.
3. Verify ESD wrist strap connection to ESD desktop workstation/ESD field mat.
4. Ensure all personnel in the work area adhere to ESD safety precautions.

REFERENCES:

1. MCO 2410.2_ Electromagnetic Environmental Effects (E3) Control Program
2. TI 4400-15/1_ Packaging, Handling, Storage, and Transportation of Electrostatic Discharge Sensitive Items
3. TI 5820-25/22_ Electromagnetic Environmental Effects (E3) Procedures for Installation of Communication Equipment on Marine Corps Platforms
4. TM 5895-45/1_ Standard Maintenance Practices Miniature/Microminiature (2M) Electronic Assembly Repair Organizational/Intermediate/Depot Level
5. TM 9406-15_ Grounding Procedures for Electromagnetic Interference Control and Safety
6. TM 9999-15/1_ Electro-Static Discharge (ESD) Awareness
7. TM 9999-15/2_ Electro-static Discharge (ESD) Management

SUPPORT REQUIREMENTS:

EQUIPMENT: Support Equipment: ESD workstation/field mat

28XX-MAIN-1002: Perform repair on power supply equipment

EVALUATION-CODED: NO

SUSTAINMENT INTERVAL: 12 months

MOS PERFORMING: 2821, 2823, 2831, 2834, 2841, 2847, 2862, 2871, 2874, 2887

GRADES: PVT, PFC, LCPL, CPL, SGT, SSGT, GYSGT

INITIAL TRAINING SETTING: FORMAL

CONDITION: Given a mission requirement, equipment, and with the aid of references.

STANDARD: Returning equipment to serviceable condition in accordance with applicable technical references.

PERFORMANCE STEPS:

1. Induct equipment into maintenance, if required.
2. Determine applicable technical references.
3. Conduct initial inspection.

4. Research applicable technical information.
5. Diagnose fault.
6. Troubleshoot.
7. Isolate fault.
8. Determine maintenance actions required.
9. Requisition parts, if required.
10. Perform required maintenance actions.
11. Align, as required.
12. Apply MIs/TIs, as required.
13. Apply firmware/software upgrades, as required.
14. Document maintenance actions.
15. Conduct final inspection.
16. Return equipment to owner, if required.

REFERENCES:

1. Applicable technical references
2. DLA Customer Assistance Handbook
3. DOD-HDBK-263B Electrostatic Discharge Control Handbook for Protection of Electrical and Electronic Parts, Assemblies and Equipment
4. DOD-STD-1686 Electrostatic Discharge Control
5. FEDLOG Federal Logistic Data
6. FMFRP 4-14 Field Grounding Procedures for Computers and Generators
7. Maintenance Float Catalog
8. MCBUL 3000 Marine Corps Automated Readiness Evaluation System (MARES) Equipment
9. MCO 2410.2_ Electromagnetic Environmental Effects (E3) Control Program
10. MCO 3000.11_ Ground Equipment Condition and Supply Materiel Readiness Reporting (MRR) Policy
11. MCO 4400.16_ Uniform Material Movement and Issue Priority System (UMMIPS)
12. MCO P4790.1_ Marine Corps Integrated Maintenance Management System (MIMMS) Introduction Manual
13. MCO P4790.2_ MIMMS Field Procedures Manual
14. MCO P5090.2_ Environmental Compliance and Protection Manual
15. MCO P5215.17_ The Marine Corps Technical Publications System
16. MIL-STD-1686B Electro-Static Discharge Control Program for Protection of Electrical and Electronic Parts
17. MIL-STD-188-124A Military Standard for Grounding
18. N6283300014 Navy Electricity and Electronics Training Series (NEETS)
19. SDS Safety Data Sheets
20. SL 1-2/3 Index of Authorized Publications in Stock
21. TI 4400-15/1_ Packaging, Handling, Storage, and Transportation of Electrostatic Discharge Sensitive Items
22. TM 4700-15/1_ Ground Equipment Record Procedures
23. TM 9406-15_ Grounding Procedures for Electromagnetic Interference Control and Safety
24. TM 9999-15/1_ Electro-Static Discharge (ESD) Awareness
25. TM 9999-15/2_ Electro-static Discharge (ESD) Management
26. UM 4400-124 SASSY Using Unit Procedures
27. UM 4790-5 MIMMS AIS, Field Maintenance Procedures

4004. 2000-LEVEL EVENTS

28XX-ADMN-2001: Administer quality control program

EVALUATION-CODED: NO

SUSTAINMENT INTERVAL: 12 months

MOS PERFORMING: 2823, 2834, 2862, 2874, 2887

GRADES: SGT, SSGT, GYSGT

INITIAL TRAINING SETTING: MOJT

CONDITION: With the aid of references and equipment.

STANDARD: Ensuring that equipment records have been completed and that proper maintenance actions have been completed in accordance with MCO P4790.2_ MIMMS Field Procedures Manual.

PERFORMANCE STEPS:

1. Determine performance standards.
2. Determine equipment requirements.
3. Determine qualified personnel.
4. Supervise equipment inspection and classification.
5. Supervise follow-on actions.

REFERENCES:

1. Applicable technical references
 2. MCO P4790.2_ MIMMS Field Procedures Manual
 3. SL 1-2/3 Index of Authorized Publications in Stock
 4. TM 4700-15/1_ Ground Equipment Record Procedures
 5. UM 4790-5 MIMMS AIS, Field Maintenance Procedures
-

28XX-ADMN-2002: Supervise maintenance administration support

EVALUATION-CODED: NO

SUSTAINMENT INTERVAL: 12 months

MOS PERFORMING: 2823, 2834, 2862, 2874, 2887, 2891

GRADES: SGT, SSGT, GYSGT, MSGT

INITIAL TRAINING SETTING: FORMAL

CONDITION: With the aid of references, equipment, personnel and tools.

STANDARD: Ensuring effectiveness and efficiency of maintenance operations in accordance with MCO P4790.2_ MIMMS Field Procedures Manual, Chapters 1, 2, and 3, and Appendix E.

PERFORMANCE STEPS:

1. Determine resource requirements.
2. Analyze capabilities.
3. Enforce maintenance management programs.
4. Report maintenance program performance, as required.

REFERENCES :

1. Applicable technical references
2. CMR Consolidated Memorandum Receipt
3. CNSS 4000 Communication Security (COMSEC) Maintenance and Maintenance Training
4. Contracted Logistics Support (CLS) Statement of Requirements/Objectives/Work (SOR/SOO/SOW)
5. Contracting Officer's Representative (COR) Duties & Responsibilities Guidebook(s)
6. DLA Customer Assistance Handbook
7. DoDD 8570.01M Information Assurance Workforce Improvement Program Incorporating Change 2
8. DoDI 8523.01 Communication Security
9. EKMS-1 (series) EKMS Policy and Procedures for Navy EKMS Tiers 2 & 3
10. EKMS-5A Cryptographic Equipment Information/Guidance Manual
11. FEDLOG Federal Logistic Data
12. Maintenance Float Catalog
13. MCBUL 3000 Marine Corps Automated Readiness Evaluation System (MARES) Equipment
14. MCO 1553.3_ Marine Corps Unit Training Management System
15. MCO 2281.1_ Electronic Key Management System (EKMS) Policy
16. MCO 2410.2_ Electromagnetic Environmental Effects (E3) Control Program
17. MCO 3000.11_ Ground Equipment Condition and Supply Materiel Readiness Reporting (MRR) Policy
18. MCO 3500.27_ Operational Risk Management (ORM)
19. MCO 4081.2_ Marine Corps Performance Based Logistics (PBL)
20. MCO 4105.2_ Marine Corps Warranty Program
21. MCO 4200.33_ Contractor Logistics Support (CLS) for Ground Equipment, Weapon Systems, Munitions, and Information Systems
22. MCO 4400.16_ Uniform Material Movement and Issue Priority System (UMMIPS)
23. MCO 4733.1_ Marine Corps Test, Measurement, and Diagnostic Equipment (TMDE) Calibration and Maintenance Program (CAMP)
24. MCO 4790.18_ Corrosion Prevention and Control (CPAC) Program
25. MCO 4855.10_ Product Quality Deficiency Report (PQDR)
26. MCO 5040.6_ Marine Corps Readiness Inspections and Assessments
27. MCO P4400.150_ Consumer Level Supply Policy Manual
28. MCO P4400.151_ Intermediate-Level Supply Management Policy Manual
29. MCO P4400.160_ Field Supply and Maintenance Analysis Office Program (FSMAO)
30. MCO P4400.82_ Regulated/Controlled Item Management Manual
31. MCO P4790.1_ Marine Corps Integrated Maintenance Management System (MIMMS) Introduction Manual
32. MCO P4790.2_ MIMMS Field Procedures Manual
33. MCO P5215.17_ The Marine Corps Technical Publications System
34. MCRP 4-11.3G Unit Embarkation Handbook
35. MCWP 3-40.3 MAGTF Communications System
36. NSTISSI 4000 COMSEC Maintenance and Maintenance Training Policy (NSA)
37. PLMS V3 UG Publication Library Management System Version 3 Users Guide
38. SL 1-2/3 Index of Authorized Publications in Stock
39. TI 4400-15/1_ Packaging, Handling, Storage, and Transportation of Electrostatic Discharge Sensitive Items
40. TI 4733 Series Calibration and TMDE Requirements and Programs
41. TI 5820-25/22_ Electromagnetic Environmental Effects (E3) Procedures for Installation of Communication Equipment on Marine Corps Platforms

- 42. TM 10209-10/1_ Use and Care of Hand Tools and Measuring Tools
- 43. TM 10510-OD/1_ General Purpose Test Measurement and Diagnostic Equipment (TMDE) Listing (Including Ancillary Support Items & Tool Kits)
- 44. TM 2000-15/1_ Brief Description of U.S. Marine Corps Communication-Electronic Equipment
- 45. TM 2000-OD/2_ Principal Technical Characteristics of U.S. Marine Corps Communication-Electronics Equipment
- 46. TM 4700-15/1_ Ground Equipment Record Procedures
- 47. TM 4795-OR/1_ Organizational Corrosion Prevention and Control Procedures for USMC Ground Combat Equipment
- 48. TM 5411-14&P/2 Marine Corps Expeditionary Shelter System (MCESS)(Small Shelter Family) 10-Foot Rigid General Purpose Shelter Operation and Maintenance Instructions with Repair Parts List
- 49. TM 5411-14/1_ Marine Corps Expeditionary Shelter System (MCESS)(Small Shelter Family) Operation and Maintenance Instructions
- 50. TM 5895-45/1_ Standard Maintenance Practices Miniature/Microminiature (2M) Electronic Assembly Repair Organizational/Intermediate/Depot Level
- 51. TM 9406-15_ Grounding Procedures for Electromagnetic Interference Control and Safety
- 52. TM 9999-15/1_ Electro-Static Discharge (ESD) Awareness
- 53. TM 9999-15/2_ Electro-static Discharge (ESD) Management
- 54. UM 4400-124 SASSY Using Unit Procedures
- 55. UM 4400-60 Materiel Returns Program
- 56. UM 4790-5 MIMMS AIS, Field Maintenance Procedures
- 57. UM PLMS User's Manual, Publication Library Management System

28XX-ADMN-2003: Manage ground electronics maintenance production

EVALUATION-CODED: NO

SUSTAINMENT INTERVAL: 12 months

DESCRIPTION: Maintenance leaders manage maintenance production at varying levels, ranging from section heads that manage maintenance production for specific equipment types up to shop officers and shop chiefs that manage maintenance production for all equipment types. Regardless of the scope and scale of maintenance production being managed, the same basic process is utilized.

MOS PERFORMING: 2802, 2805, 2823, 2834, 2862, 2874, 2887, 2891

GRADES: SGT, SSGT, GYSGT, MSGT, MGYSGT, WO, CW02, CW03, CW04, CAPT

INITIAL TRAINING SETTING: FORMAL

CONDITION: With the aid of references, a mission and Commander's guidance, a ground electronic maintenance unit, and an assigned maintenance area.

STANDARD: Ensuring the efficient and effective performance of maintenance functions in accordance with MCO P4790.2_ MIMMS Field Procedures Manual.

PERFORMANCE STEPS:

1. Analyze maintenance phase productivity.
2. Analyze workload.

3. Determine maintenance capacity.
4. Determine maintenance resource requirements.
5. Establish maintenance priorities.
6. Allocate maintenance resources.
7. Monitor maintenance cycle times and workflow.
8. Manage maintenance reporting.

REFERENCES:

1. Applicable technical references
2. Contracted Logistics Support (CLS) Statement of Requirements/Objectives/Work (SOR/SOO/SOW)
3. Contracting Officer's Representative (COR) Duties & Responsibilities Guidebook(s)
4. DLA Customer Assistance Handbook
5. DoDI 4151.18 Maintenance of Military Material
6. EKMS-1 (series) EKMS Policy and Procedures for Navy EKMS Tiers 2 & 3
7. EKMS-5A Cryptographic Equipment Information/Guidance Manual
8. MCBUL 3000 Marine Corps Automated Readiness Evaluation System (MARES) Equipment
9. MCO 1200.17_ Military Occupational Specialty Manual (MOS Manual)
10. MCO 2281.1_ Electronic Key Management System (EKMS) Policy
11. MCO 3000.11_ Ground Equipment Condition and Supply Materiel Readiness Reporting (MRR) Policy
12. MCO 4105.2_ Marine Corps Warranty Program
13. MCO 4400.16_ Uniform Material Movement and Issue Priority System (UMMIPS)
14. MCO 4733.1_ Marine Corps Test, Measurement, and Diagnostic Equipment (TMDE) Calibration and Maintenance Program (CAMP)
15. MCO 4855.10_ Product Quality Deficiency Report (PQDR)
16. MCO 5040.6_ Marine Corps Readiness Inspections and Assessments
17. MCO P4400.150_ Consumer Level Supply Policy Manual
18. MCO P4400.151_ Intermediate-Level Supply Management Policy Manual
19. MCO P4400.82_ Regulated/Controlled Item Management Manual
20. MCO P4790.1_ Marine Corps Integrated Maintenance Management System (MIMMS) Introduction Manual
21. MCO P4790.2_ MIMMS Field Procedures Manual
22. MCO P5090.2_ Environmental Compliance and Protection Manual
23. MCWP 4-11.4 Maintenance Operations
24. MMSOP Maintenance Management Standing Operating Procedures
25. NSTISSI 4000 COMSEC Maintenance and Maintenance Training Policy (NSA)
26. OpOrd Operational Order
27. SL 1-2/3 Index of Authorized Publications in Stock
28. T/O&E Table of Organization and Equipment
29. TM 10209-10/1_ Use and Care of Hand Tools and Measuring Tools
30. TM 4700-15/1_ Ground Equipment Record Procedures
31. UM 4400-124 SASSY Using Unit Procedures
32. UM 4400-125 FMF SASSY Accounting Manual (VOL IV) Maintenance Float Procedures
33. UM 4400-60 Materiel Returns Program
34. UM 4790-5 MIMMS AIS, Field Maintenance Procedures
35. Unit SOP Unit's Standing Operating Procedures

28XX-ADMN-2004: Develop unit level ground electronics maintenance

policy/procedures

EVALUATION-CODED: NO

SUSTAINMENT INTERVAL: 12 months

MOS PERFORMING: 2802, 2805, 2823, 2874, 2891

GRADES: MSGT, MGYSGT, WO, CWO2, CWO3, CWO4, CWO5, CAPT, MAJ, LTCOL

INITIAL TRAINING SETTING: FORMAL

CONDITION: With the aid of references, commander's guidance, directives from higher headquarters, a mission and a table of organization/equipment.

STANDARD: Ensuring sufficient detail so that each subordinate unit can perform its maintenance mission in accordance with MCO P4790.2_ MIMMS Field Procedures Manual, Chapter 1, and paragraph 1004.4.

PERFORMANCE STEPS:

1. Analyze mission, directives, policy guidance and references.
2. Determine Commander's additional policy guidance.
3. Determine procedures requiring deviation from existing policy.
4. Determine policies requiring amplification.
5. Indicate rationale why current directives are inadequate or inappropriate.
6. Staff procedures/policy letters for review.

REFERENCES:

1. Applicable technical references
2. CNSS 4000 Communication Security (COMSEC) Maintenance and Maintenance Training
3. Contracted Logistics Support (CLS) Statement of Requirements/Objectives/Work (SOR/SOO/SOW)
4. DoDI 8523.01 Communication Security
5. EKMS-1 (series) EKMS Policy and Procedures for Navy EKMS Tiers 2 & 3
6. EKMS-5A Cryptographic Equipment Information/Guidance Manual
7. MCBUL 3000 Marine Corps Automated Readiness Evaluation System (MARES) Equipment
8. MCO 1200.17_ Military Occupational Specialty Manual (MOS Manual)
9. MCO 2281.1_ Electronic Key Management System (EKMS) Policy
10. MCO 3000.11_ Ground Equipment Condition and Supply Materiel Readiness Reporting (MRR) Policy
11. MCO 4105.2_ Marine Corps Warranty Program
12. MCO 4400.16_ Uniform Material Movement and Issue Priority System (UMMIPS)
13. MCO 4733.1_ Marine Corps Test, Measurement, and Diagnostic Equipment (TMDE) Calibration and Maintenance Program (CAMP)
14. MCO 4855.10_ Product Quality Deficiency Report (PQDR)
15. MCO 5040.6_ Marine Corps Readiness Inspections and Assessments
16. MCO 5311.1_ Total Force Structure Process (TFSP)
17. MCO P4400.150_ Consumer Level Supply Policy Manual
18. MCO P4400.151_ Intermediate-Level Supply Management Policy Manual
19. MCO P4400.160_ Field Supply and Maintenance Analysis Office Program (FSMAO)
20. MCO P4400.82_ Regulated/Controlled Item Management Manual
21. MCO P4790.1_ Marine Corps Integrated Maintenance Management System (MIMMS) Introduction Manual

22. MCO P4790.2_ MIMMS Field Procedures Manual
23. MCO P5215.17_ The Marine Corps Technical Publications System
24. MCO P7100.8_ Field Budget Guidance Manual
25. MCRP 4-11.3G Unit Embarkation Handbook
26. MCWP 3-40.3 MAGTF Communications System
27. MCWP 4-11.4 Maintenance Operations
28. MMSOP Maintenance Management Standing Operating Procedures
29. NSTISSI 4000 COMSEC Maintenance and Maintenance Training Policy (NSA)
30. SL 1-2/3 Index of Authorized Publications in Stock
31. TI 4733-15/7_ Procedural Publication Index for Marine Corps Test, Measurement, and Diagnostic Equipment Calibration and Maintenance Program
32. TI 4733-15/9_ Radiac Instrument Calibration Requirements
33. TI 4733-35/5_ Calibration Equipment Recommendations for the Marine Corps Calibration Program
34. TI 4733-ID/8_ Marine Corps Transfer Standards Program
35. TI 4733-OD/1_ Calibration Requirements Marine Corps Test, Measurement and Diagnostic Equipment Calibration and Maintenance Program
36. TI 4733-OD/10_ Special Calibration of Torque Tools
37. TI 4733-OD/11_ Infantry Weapons Gage Calibration Program (IWGCP)
38. TI 4733-OD/21_ Survey Instrument Calibration Program (SICP)
39. TI 5820-25/22_ Electromagnetic Environmental Effects (E3) Procedures for Installation of Communication Equipment on Marine Corps Platforms
40. TI-4733-35/23_ Navy and Marine Corps Calibration Laboratory Audit/Certification Manual
41. TM 10209-10/1_ Use and Care of Hand Tools and Measuring Tools
42. TM 10510-OD/1_ General Purpose Test Measurement and Diagnostic Equipment (TMDE) Listing (Including Ancillary Support Items & Tool Kits)
43. TM 4700-15/1_ Ground Equipment Record Procedures
44. TM 4795-OR/1_ Organizational Corrosion Prevention and Control Procedures for USMC Ground Combat Equipment
45. TM 5411-14&P/2 Marine Corps Expeditionary Shelter System (MCESS) (Small Shelter Family) 10-Foot Rigid General Purpose Shelter Operation and Maintenance Instructions with Repair Parts List
46. TM 5411-14/1_ Marine Corps Expeditionary Shelter System (MCESS) (Small Shelter Family) Operation and Maintenance Instructions
47. TM 5895-45/1_ Standard Maintenance Practices Miniature/Microminiature (2M) Electronic Assembly Repair Organizational/Intermediate/Depot Level
48. TM 9406-15_ Grounding Procedures for Electromagnetic Interference Control and Safety
49. TM 9999-15/1_ Electro-Static Discharge (ESD) Awareness
50. TM 9999-15/2_ Electro-static Discharge (ESD) Management
51. UM 4400-123 FMF SASSY Management Unit Procedures
52. UM 4400-124 SASSY Using Unit Procedures
53. UM 4400-60 Materiel Returns Program
54. UM 4790-5 MIMMS AIS, Field Maintenance Procedures
55. UM PLMS User's Manual, Publication Library Management System

28XX-ADMN-2005: Advise the commander on ground electronics maintenance issues

EVALUATION-CODED: NO

SUSTAINMENT INTERVAL: 12 months

MOS PERFORMING: 2802, 2805, 2823, 2874, 2891

GRADES: MSGT, MGYSGT, WO, CWO2, CWO3, CWO4, CWO5, CAPT, MAJ, LTCOL

INITIAL TRAINING SETTING: FORMAL

CONDITION: With the aid of references, commander's guidance and maintenance reports.

STANDARD: Providing an accurate assessment of the unit's ability to perform its assigned mission in accordance with MCO P4790.2_ MIMMS Field Procedures Manual Chapter 1.

PERFORMANCE STEPS:

1. Review Commander's guidance.
2. Review MARES management reports.
3. Identify equipment excesses and deficiencies.
4. Analyze maintenance trends.
5. Analyze supply support.
6. Evaluate overall equipment readiness posture.
7. Provide maintenance/supply ratings.
8. Provide recommendations.

REFERENCES:

1. DLA Customer Assistance Handbook
2. MCBUL 3000 Marine Corps Automated Readiness Evaluation System (MARES) Equipment
3. MCO 3000.11_ Ground Equipment Condition and Supply Materiel Readiness Reporting (MRR) Policy
4. MCO 4400.16_ Uniform Material Movement and Issue Priority System (UMMIPS)
5. MCO P4790.1_ Marine Corps Integrated Maintenance Management System (MIMMS) Introduction Manual
6. MCO P4790.2_ MIMMS Field Procedures Manual
7. MCWP 3-40.3 MAGTF Communications System
8. MCWP 4-11.4 Maintenance Operations
9. T/O&E Table of Organization and Equipment
10. TM 4700-15/1_ Ground Equipment Record Procedures
11. UM 4400-124 SASSY Using Unit Procedures
12. UM 4790-5 MIMMS AIS, Field Maintenance Procedures
13. Unit SOP Unit's Standing Operating Procedures
14. Web Tools Web Based Maintenance Management Applications

28XX-C2-2001: Plan for the deployment of a ground electronics maintenance activity

EVALUATION-CODED: NO

SUSTAINMENT INTERVAL: 12 months

MOS PERFORMING: 2802, 2805, 2823, 2874, 2891

GRADES: MSGT, MGYSGT, WO, CWO2, CWO3, CWO4, CWO5, CAPT, MAJ, LTCOL

INITIAL TRAINING SETTING: FORMAL

CONDITION: Given a mission, personnel, and equipment.

STANDARD: Providing task-organized maintenance and meeting the mission requirement in support of operations In accordance with MCO P4790.2_ MIMMS Field Procedures Manual, Appendix E.

PERFORMANCE STEPS:

1. Review mission requirements.
2. Identify supported unit requirements.
3. Identify supporting unit requirements.
4. Determine personnel requirements.
5. Determine equipment requirements.
6. Identify supply support requirements.
7. Identify shortfalls.
8. Submit embarkation requirements.
9. Identify power requirements.
10. Provide input for transportation load plans.
11. Arrange for special material handling and transportation of equipment, as required.
12. Determine site layout.
13. Submit plan.

REFERENCES:

1. Applicable technical references
2. CAL and LUBF Consolidated Account Listing and Loaded Unit Balance File
3. CMR Consolidated Memorandum Receipt
4. Contracted Logistics Support (CLS) Statement of Requirements/Objectives/Work (SOR/SOO/SOW)
5. Contracting Officer's Representative (COR) Duties & Responsibilities Guidebook(s)
6. DoDD 8500.1 Information Assurance (IA)
7. DoDD 8570.01M Information Assurance Workforce Improvement Program Incorporating Change 2
8. DoDI 4151.18 Maintenance of Military Material
9. DoDI 8523.01 Communication Security
10. EKMS-1 (series) EKMS Policy and Procedures for Navy EKMS Tiers 2 & 3
11. EKMS-5A Cryptographic Equipment Information/Guidance Manual
12. MCBUL 3000 Marine Corps Automated Readiness Evaluation System (MARES) Equipment
13. MCCLL Marine Corps Center for Lessons Learned web site
<http://www.mccll.usmc.mil>
14. MCO 1200.17_ Military Occupational Specialty Manual (MOS Manual)
15. MCO 2281.1_ Electronic Key Management System (EKMS) Policy
16. MCO 2410.2_ Electromagnetic Environmental Effects (E3) Control Program
17. MCO 3000.11_ Ground Equipment Condition and Supply Materiel Readiness Reporting (MRR) Policy
18. MCO 3000.18_ Marine Corps Force Deployment Planning and Execution (FDP&E) Manual
19. MCO 3500.27_ Operational Risk Management (ORM)
20. MCO 3504.1_ Marine Corps Lessons Learned Program (MCCLP) and the Marine Corps Center for Lessons Learned (MCCLL)
21. MCO 4081.2_ Marine Corps Performance Based Logistics (PBL)
22. MCO 4105.2_ Marine Corps Warranty Program
23. MCO 4200.33_ Contractor Logistics Support (CLS) for Ground Equipment, Weapon Systems, Munitions, and Information Systems
24. MCO 4400.16_ Uniform Material Movement and Issue Priority System (UMMIPS)

25. MCO 4733.1_ Marine Corps Test, Measurement, and Diagnostic Equipment (TMDE) Calibration and Maintenance Program (CAMP)
26. MCO 4790.8 Repair of Micro-Miniature Electronic Circuits - (obsolete MCO or incorrect Pub ID)
27. MCO 4855.10_ Product Quality Deficiency Report (PQDR)
28. MCO 5311.1_ Total Force Structure Process (TFSP)
29. MCO P4400.150_ Consumer Level Supply Policy Manual
30. MCO P4400.151_ Intermediate-Level Supply Management Policy Manual
31. MCO P4400.82_ Regulated/Controlled Item Management Manual
32. MCO P4790.1_ Marine Corps Integrated Maintenance Management System (MIMMS) Introduction Manual
33. MCO P4790.2_ MIMMS Field Procedures Manual
34. MCO P5215.17_ The Marine Corps Technical Publications System
35. MCO P7100.8_ Field Budget Guidance Manual
36. MCRP 4-11.3G Unit Embarkation Handbook
37. MCWP 3-40.3 MAGTF Communications System
38. MCWP 4-11 Tactical-Level Logistics
39. MCWP 4-11.4 Maintenance Operations
40. MCWP 5-1 Marine Corps Planning Process (MCP)
41. MMSOP Maintenance Management Standing Operating Procedures
42. MPS Load Plan
43. NSTISSI 4000 COMSEC Maintenance and Maintenance Training Policy (NSA)
44. OPNAVINST 2221.3_ Communications Security (COMSEC) Maintenance and Maintenance Training
45. OpOrd Operational Order
46. SECNAVINST 5510.36_ Dept of the Navy Information and Personnel Security Program Regulations
47. SL 1-2/3 Index of Authorized Publications in Stock
48. T/O&E Table of Organization and Equipment
49. TEEP Training, Exercise and Evaluation Plan
50. TI 4733 Series Calibration and TMDE Requirements and Programs
51. TI 5820-25/22_ Electromagnetic Environmental Effects (E3) Procedures for Installation of Communication Equipment on Marine Corps Platforms
52. TM 10510-OD/1_ General Purpose Test Measurement and Diagnostic Equipment (TMDE) Listing (Including Ancillary Support Items & Tool Kits)
53. TM 2000-15/1_ Brief Description of U.S. Marine Corps Communication-Electronic Equipment
54. TM 2000-OD/2_ Principal Technical Characteristics of U.S. Marine Corps Communication-Electronics Equipment
55. TM 4700-15/1_ Ground Equipment Record Procedures
56. TM 5410-14/1_ Intermediate Maintenance Instructions, Electronics Maintenance Complex
57. TM 5411-14&P/2 Marine Corps Expeditionary Shelter System (MCESS)(Small Shelter Family) 10-Foot Rigid General Purpose Shelter Operation and Maintenance Instructions with Repair Parts List
58. TM 5411-14/1_ Marine Corps Expeditionary Shelter System (MCESS)(Small Shelter Family) Operation and Maintenance Instructions
59. TM 9406-15_ Grounding Procedures for Electromagnetic Interference Control and Safety
60. TM 9999-15/1_ Electro-Static Discharge (ESD) Awareness
61. UM 4400-124 SASSY Using Unit Procedures
62. UM 4400-60 Materiel Returns Program
63. Unit SOP Unit's Standing Operating Procedures

28XX-C2-2002: Conduct ground electronics maintenance continuous process improvement (CPI)

EVALUATION-CODED: NO

SUSTAINMENT INTERVAL: 12 months

MOS PERFORMING: 2802, 2805, 2823, 2874, 2891

GRADES: MSGT, MGYSGT, WO, CW02, CW03, CW04, CW05, CAPT, MAJ, LTCOL

INITIAL TRAINING SETTING: FORMAL

CONDITION: Given a mission, personnel, and equipment.

STANDARD: Ensuring maintenance and maintenance management processes are in compliance with MCO P4790.1_ MIMMS Introduction Manual.

PERFORMANCE STEPS:

1. Evaluate ground electronics maintenance processes
2. Identify process deficiencies/inefficiencies
3. Develop process improvements
4. Implement process improvements

REFERENCES:

1. Applicable technical references
 2. CMR Consolidated Memorandum Receipt
 3. MCO 5311.1_ Total Force Structure Process (TFSP)
 4. MCO P4400.150_ Consumer Level Supply Policy Manual
 5. MCO P4790.1_ Marine Corps Integrated Maintenance Management System (MIMMS) Introduction Manual
 6. MCO P4790.2_ MIMMS Field Procedures Manual
 7. MCWP 4-1 Logistics Operations
 8. MCWP 4-11 Tactical-Level Logistics
 9. MCWP 4-11.4 Maintenance Operations
 10. MCWP 5-1 Marine Corps Planning Process (MCP)
 11. SL 1-2/3 Index of Authorized Publications in Stock
 12. T/O&E Table of Organization and Equipment
-

28XX-C2-2003: Assist in the development of technical input on ground electronics maintenance solutions

EVALUATION-CODED: NO

SUSTAINMENT INTERVAL: 12 months

DESCRIPTION: Senior ground electronics maintenance Marines are called upon to provide subject matter expertise in identifying, validating, and evaluating requirements for manning, training, and equipping the force; providing estimates of supportability and life cycle management courses of action for equipment under development/fielding; and assessing enterprise-level training and education requirements in support of ground electronics maintenance operations.

MOS PERFORMING: 2802, 2805, 2823, 2874, 2891

GRADES: MSGT, MGYSGT, WO, CWO2, CWO3, CWO4, CWO5, CAPT, MAJ, LTCOL

INITIAL TRAINING SETTING: FORMAL

CONDITION: Given a requirement.

STANDARD: Providing analysis of capability gaps and excesses, and identifying possible solutions and solution strategies, in accordance with MCO 3900.15_ Marine Corps Expeditionary Force Development System (EFDS).

PERFORMANCE STEPS:

1. Assess doctrinal/policy impacts/supportability
2. Assess organizational impacts/supportability
3. Assess training/education impacts/supportability
4. Assess materiel impacts/supportability
5. Assess leadership impacts/supportability
6. Assess personnel impacts/supportability
7. Assess facilities impacts/supportability
8. Assess cost impacts/supportability
9. Develop course of action recommendation
10. Submit course of action recommendation

REFERENCES:

1. Applicable technical references
2. CJCSI 3170.01_ Joint Capabilities Integration and Development System (JCIDS)
3. CMR Consolidated Memorandum Receipt
4. JCIDS Manual for the Operation of the Joint Capabilities Integration and Development System
5. MCO 1200.17_ Military Occupational Specialty Manual (MOS Manual)
6. MCO 1553.1_ The Marine Corps Training and Education System
7. MCO 3900.15_ Marine Corps Expeditionary Force Development System (EFDS)
8. MCO 5311.1_ Total Force Structure Process (TFSP)
9. MCO P3500.72_ Marine Corps Ground Training and Readiness (T&R) Program
10. MCO P4400.150_ Consumer Level Supply Policy Manual
11. MCO P4790.1_ Marine Corps Integrated Maintenance Management System (MIMMS) Introduction Manual
12. MCO P4790.2_ MIMMS Field Procedures Manual
13. MCWP 4-1 Logistics Operations
14. MCWP 4-11 Tactical-Level Logistics
15. MCWP 4-11.4 Maintenance Operations
16. NAVMC 3500.6_ Ground Electronics Maintenance Training and Readiness Manual
17. SL 1-2/3 Index of Authorized Publications in Stock
18. T/O&E Table of Organization and Equipment

28XX-MAIN-2001: Perform inspection and classification on power supply equipment

EVALUATION-CODED: NO

SUSTAINMENT INTERVAL: 12 months

MOS PERFORMING: 2821, 2823, 2831, 2834, 2841, 2847, 2862, 2871, 2874, 2887

GRADES: PVT, PFC, LCPL, CPL, SGT, SSGT, GYSGT

INITIAL TRAINING SETTING: MOJT

CONDITION: Given a mission requirement, equipment, and with the aid of references.

STANDARD: Determining maintenance requirements and satisfactory maintenance performance, and assigning item to a maintenance category, in accordance with applicable technical references.

PERFORMANCE STEPS:

1. Induct equipment into maintenance, if required.
2. Determine applicable technical references.
3. Test item against established standards.
4. Verify application of all required MIs and TIs.
5. Verify currency of firmware/software version, if applicable.
6. Determine extent of maintenance required.
7. Assign item to a maintenance category, if required.
8. Confirm satisfactory performance of maintenance, if required.
9. Return to maintenance, if required.
10. Document maintenance actions.
11. Return equipment to owner, if required.

REFERENCES:

1. Applicable technical references
 2. DLA Customer Assistance Handbook
 3. FEDLOG Federal Logistic Data
 4. Maintenance Float Catalog
 5. MCBUL 3000 Marine Corps Automated Readiness Evaluation System (MARES) Equipment
 6. MCO 2410.2_ Electromagnetic Environmental Effects (E3) Control Program
 7. MCO 3000.11_ Ground Equipment Condition and Supply Materiel Readiness Reporting (MRR) Policy
 8. MCO 4400.16_ Uniform Material Movement and Issue Priority System (UMMIPS)
 9. MCO P4790.1_ Marine Corps Integrated Maintenance Management System (MIMMS) Introduction Manual
 10. MCO P4790.2_ MIMMS Field Procedures Manual
 11. MCO P5215.17_ The Marine Corps Technical Publications System
 12. N6283300014 Navy Electricity and Electronics Training Series (NEETS)
 13. SDS Safety Data Sheets
 14. SL 1-2/3 Index of Authorized Publications in Stock
 15. TI 4400-15/1_ Packaging, Handling, Storage, and Transportation of Electrostatic Discharge Sensitive Items
 16. TM 4700-15/1_ Ground Equipment Record Procedures
 17. TM 9406-15_ Grounding Procedures for Electromagnetic Interference Control and Safety
 18. TM 9999-15/1_ Electro-Static Discharge (ESD) Awareness
 19. TM 9999-15/2_ Electro-static Discharge (ESD) Management
 20. UM 4400-124 SASSY Using Unit Procedures
 21. UM 4790-5 MIMMS AIS, Field Maintenance Procedures
-

28XX-MAIN-2002: Perform servicing, adjustment, and tuning on power supply equipment

EVALUATION-CODED: NO

SUSTAINMENT INTERVAL: 12 months

MOS PERFORMING: 2821, 2823, 2831, 2834, 2841, 2847, 2862, 2871, 2874, 2887

GRADES: PVT, PFC, LCPL, CPL, SGT, SSGT, GYSGT

INITIAL TRAINING SETTING: MOJT

CONDITION: Given a mission requirement, equipment, and with the aid of references.

STANDARD: Adjusting equipment to achieve precise functioning in accordance with applicable technical references.

PERFORMANCE STEPS:

1. Induct equipment into maintenance, if required.
2. Determine applicable technical references.
3. Conduct initial inspection.
4. Adjust equipment performance.
5. Verify equipment performance.
6. Document maintenance actions.
7. Return equipment to owner, if required.

REFERENCES:

1. Applicable technical references
2. DLA Customer Assistance Handbook
3. FEDLOG Federal Logistic Data
4. Maintenance Float Catalog
5. MCBUL 3000 Marine Corps Automated Readiness Evaluation System (MARES) Equipment
6. MCO 2410.2_ Electromagnetic Environmental Effects (E3) Control Program
7. MCO 3000.11_ Ground Equipment Condition and Supply Materiel Readiness Reporting (MRR) Policy
8. MCO 4400.16_ Uniform Material Movement and Issue Priority System (UMMIPS)
9. MCO P4790.1_ Marine Corps Integrated Maintenance Management System (MIMMS) Introduction Manual
10. MCO P4790.2_ MIMMS Field Procedures Manual
11. MCO P5215.17_ The Marine Corps Technical Publications System
12. N6283300014 Navy Electricity and Electronics Training Series (NEETS)
13. SDS Safety Data Sheets
14. SL 1-2/3 Index of Authorized Publications in Stock
15. TI 4400-15/1_ Packaging, Handling, Storage, and Transportation of Electrostatic Discharge Sensitive Items
16. TM 4700-15/1_ Ground Equipment Record Procedures
17. TM 9406-15_ Grounding Procedures for Electromagnetic Interference Control and Safety
18. TM 9999-15/1_ Electro-Static Discharge (ESD) Awareness
19. TM 9999-15/2_ Electro-static Discharge (ESD) Management
20. UM 4400-124 SASSY Using Unit Procedures
21. UM 4790-5 MIMMS AIS, Field Maintenance Procedures

28XX-MAIN-2003: Perform modification on power supply equipment

EVALUATION-CODED: NO

SUSTAINMENT INTERVAL: 12 months

MOS PERFORMING: 2821, 2823, 2831, 2834, 2841, 2847, 2862, 2871, 2874, 2887

GRADES: PVT, PFC, LCPL, CPL, SGT, SSGT, GYSGT

INITIAL TRAINING SETTING: MOJT

CONDITION: Given a mission requirement, equipment, and with the aid of references.

STANDARD: Improving equipment functioning, maintainability, reliability, or safety characteristics in accordance with applicable technical references.

PERFORMANCE STEPS:

1. Induct equipment into maintenance, if required.
2. Determine applicable technical references.
3. Conduct initial inspection.
4. Requisition parts, as required.
5. Apply modification (MI/TI/software/firmware upgrade).
6. Document modification.
7. Conduct final inspection.
8. Return equipment to owner, if required.

REFERENCES:

1. Applicable technical references
2. DLA Customer Assistance Handbook
3. DOD-HDBK-263B Electrostatic Discharge Control Handbook for Protection of Electrical and Electronic Parts, Assemblies and Equipment
4. DOD-STD-1686 Electrostatic Discharge Control
5. FEDLOG Federal Logistic Data
6. FMFRP 4-14 Field Grounding Procedures for Computers and Generators
7. Maintenance Float Catalog
8. MCBUL 3000 Marine Corps Automated Readiness Evaluation System (MARES) Equipment
9. MCO 2410.2_ Electromagnetic Environmental Effects (E3) Control Program
10. MCO 3000.11_ Ground Equipment Condition and Supply Materiel Readiness Reporting (MRR) Policy
11. MCO P4790.1_ Marine Corps Integrated Maintenance Management System (MIMMS) Introduction Manual
12. MCO P4790.2_ MIMMS Field Procedures Manual
13. MCO P5090.2_ Environmental Compliance and Protection Manual
14. MCO P5215.17_ The Marine Corps Technical Publications System
15. MIL-STD-1686B Electro-Static Discharge Control Program for Protection of Electrical and Electronic Parts
16. MIL-STD-188-124A Military Standard for Grounding
17. N6283300014 Navy Electricity and Electronics Training Series (NEETS)
18. SDS Safety Data Sheets
19. SL 1-2/3 Index of Authorized Publications in Stock
20. TI 4400-15/1_ Packaging, Handling, Storage, and Transportation of Electrostatic Discharge Sensitive Items
21. TM 4700-15/1_ Ground Equipment Record Procedures

22. TM 5895-45/1_ Standard Maintenance Practices Miniature/Microminiature (2M) Electronic Assembly Repair Organizational/Intermediate/Depot Level
23. TM 9406-15_ Grounding Procedures for Electromagnetic Interference Control and Safety
24. TM 9999-15/1_ Electro-Static Discharge (ESD) Awareness
25. TM 9999-15/2_ Electro-static Discharge (ESD) Management
26. UM 4400-124 SASSY Using Unit Procedures
27. UM 4790-5 MIMMS AIS, Field Maintenance Procedures

28XX-MAIN-2004: Perform recovery and evacuation on power supply equipment

EVALUATION-CODED: NO

SUSTAINMENT INTERVAL: 12 months

MOS PERFORMING: 2821, 2823, 2831, 2834, 2841, 2847, 2862, 2871, 2874, 2887

GRADES: PVT, PFC, LCPL, CPL, SGT, SSGT, GYSGT

INITIAL TRAINING SETTING: MOJT

CONDITION: Given a mission, personnel, and equipment.

STANDARD: Retrieving or freeing immobile, inoperative, or abandoned materiel and/or moving materiel from one maintenance activity to another for repair or disposal in accordance with applicable technical references.

PERFORMANCE STEPS:

1. Induct equipment into maintenance, if required.
2. Determine applicable technical references.
3. Inspect equipment.
4. Return to service, if applicable.
5. Conduct disposition of unserviceable equipment, if applicable.
6. Evacuate materiel to higher maintenance activity, as required.
7. Document maintenance actions.
8. Return equipment to owner, if required.

REFERENCES:

1. Applicable technical references
2. DLA Customer Assistance Handbook
3. FEDLOG Federal Logistic Data
4. Maintenance Float Catalog
5. MCBUL 3000 Marine Corps Automated Readiness Evaluation System (MARES) Equipment
6. MCO 3000.11_ Ground Equipment Condition and Supply Materiel Readiness Reporting (MRR) Policy
7. MCO 4400.16_ Uniform Material Movement and Issue Priority System (UMMIPS)
8. MCO P4790.1_ Marine Corps Integrated Maintenance Management System (MIMMS) Introduction Manual
9. MCO P4790.2_ MIMMS Field Procedures Manual
10. MCO P5215.17_ The Marine Corps Technical Publications System
11. N6283300014 Navy Electronics and Electricity Training Series (NEETS)
12. SDS Safety Data Sheets
13. SL 1-2/3 Index of Authorized Publications in Stock

14. TM 4700-15/1_ Ground Equipment Record Procedures
15. UM 4400-124 SASSY Using Unit Procedures
16. UM 4790-5 MIMMS AIS, Field Maintenance Procedures

28XX-MAIN-2005: Perform inspection and classification on cables

EVALUATION-CODED: NO

SUSTAINMENT INTERVAL: 12 months

MOS PERFORMING: 2821, 2823, 2831, 2834, 2841, 2847, 2862, 2871, 2874, 2887

GRADES: PVT, PFC, LCPL, CPL, SGT, SSGT, GYSGT

INITIAL TRAINING SETTING: MOJT

CONDITION: Given a mission requirement, equipment, and with the aid of references.

STANDARD: Determining maintenance requirements and satisfactory maintenance performance, and assigning item to a maintenance category, in accordance with applicable technical references.

PERFORMANCE STEPS:

1. Induct equipment into maintenance, if required.
2. Determine applicable technical references.
3. Test item against established standards.
4. Verify application of all required MIs and TIs.
5. Verify currency of firmware/software version, if applicable.
6. Determine extent of maintenance required.
7. Assign item to a maintenance category, if required.
8. Confirm satisfactory performance of maintenance, if required.
9. Return to maintenance, if required.
10. Document maintenance actions.
11. Return equipment to owner, if required.

REFERENCES:

1. Applicable technical references
2. DLA Customer Assistance Handbook
3. FEDLOG Federal Logistic Data
4. Maintenance Float Catalog
5. MCBUL 3000 Marine Corps Automated Readiness Evaluation System (MARES) Equipment
6. MCO 2410.2_ Electromagnetic Environmental Effects (E3) Control Program
7. MCO 3000.11_ Ground Equipment Condition and Supply Materiel Readiness Reporting (MRR) Policy
8. MCO 4400.16_ Uniform Material Movement and Issue Priority System (UMMIPS)
9. MCO P4790.1_ Marine Corps Integrated Maintenance Management System (MIMMS) Introduction Manual
10. MCO P4790.2_ MIMMS Field Procedures Manual
11. MCO P5215.17_ The Marine Corps Technical Publications System
12. N6283300014 Navy Electricity and Electronics Training Series (NEETS)
13. SDS Safety Data Sheets
14. SL 1-2/3 Index of Authorized Publications in Stock

15. TI 4400-15/1_ Packaging, Handling, Storage, and Transportation of Electrostatic Discharge Sensitive Items
 16. TM 4700-15/1_ Ground Equipment Record Procedures
 17. TM 9406-15_ Grounding Procedures for Electromagnetic Interference Control and Safety
 18. TM 9999-15/1_ Electro-Static Discharge (ESD) Awareness
 19. TM 9999-15/2_ Electro-static Discharge (ESD) Management
 20. UM 4400-124 SASSY Using Unit Procedures
 21. UM 4790-5 MIMMS AIS, Field Maintenance Procedures
-

28XX-MAIN-2006: Perform servicing, adjustment, and tuning on cables

EVALUATION-CODED: NO

SUSTAINMENT INTERVAL: 12 months

MOS PERFORMING: 2821, 2823, 2831, 2834, 2841, 2847, 2862, 2871, 2874, 2887

GRADES: PVT, PFC, LCPL, CPL, SGT, SSGT, GYSGT

INITIAL TRAINING SETTING: MOJT

CONDITION: Given a mission requirement, equipment, and with the aid of references.

STANDARD: Adjusting equipment to achieve precise functioning in accordance with applicable technical references.

PERFORMANCE STEPS:

1. Induct equipment into maintenance, if required.
2. Determine applicable technical references.
3. Conduct initial inspection.
4. Adjust equipment performance.
5. Verify equipment performance.
6. Document maintenance actions.
7. Return equipment to owner, if required.

REFERENCES:

1. Applicable technical references
2. DLA Customer Assistance Handbook
3. FEDLOG Federal Logistic Data
4. Maintenance Float Catalog
5. MCBUL 3000 Marine Corps Automated Readiness Evaluation System (MARES) Equipment
6. MCO 2410.2_ Electromagnetic Environmental Effects (E3) Control Program
7. MCO 3000.11_ Ground Equipment Condition and Supply Materiel Readiness Reporting (MRR) Policy
8. MCO 4400.16_ Uniform Material Movement and Issue Priority System (UMMIPS)
9. MCO P4790.1_ Marine Corps Integrated Maintenance Management System (MIMMS) Introduction Manual
10. MCO P4790.2_ MIMMS Field Procedures Manual
11. MCO P5215.17_ The Marine Corps Technical Publications System
12. N6283300014 Navy Electricity and Electronics Training Series (NEETS)
13. SDS Safety Data Sheets

14. SL 1-2/3 Index of Authorized Publications in Stock
 15. TI 4400-15/1_ Packaging, Handling, Storage, and Transportation of Electrostatic Discharge Sensitive Items
 16. TM 4700-15/1_ Ground Equipment Record Procedures
 17. TM 9406-15_ Grounding Procedures for Electromagnetic Interference Control and Safety
 18. TM 9999-15/1_ Electro-Static Discharge (ESD) Awareness
 19. TM 9999-15/2_ Electro-static Discharge (ESD) Management
 20. UM 4400-124 SASSY Using Unit Procedures
 21. UM 4790-5 MIMMS AIS, Field Maintenance Procedures
-

28XX-MAIN-2007: Perform repair on cables

EVALUATION-CODED: NO

SUSTAINMENT INTERVAL: 12 months

MOS PERFORMING: 2821, 2823, 2831, 2834, 2841, 2847, 2862, 2871, 2874, 2887

GRADES: PVT, PFC, LCPL, CPL, SGT, SSGT, GYSGT

INITIAL TRAINING SETTING: MOJT

CONDITION: Given a mission requirement, equipment, and with the aid of references.

STANDARD: Returning equipment to serviceable condition in accordance with applicable technical references.

PERFORMANCE STEPS:

1. Induct equipment into maintenance, if required.
2. Determine applicable technical references.
3. Conduct initial inspection.
4. Research applicable technical information.
5. Diagnose fault.
6. Troubleshoot.
7. Isolate fault.
8. Determine maintenance actions required.
9. Requisition parts, if required.
10. Perform required maintenance actions.
11. Align, as required.
12. Apply MIs/TIs, as required.
13. Apply firmware/software upgrades, as required.
14. Document maintenance actions.
15. Conduct final inspection.
16. Return equipment to owner, if required.

REFERENCES:

1. Applicable technical references
2. DLA Customer Assistance Handbook
3. DOD-HDBK-263B Electrostatic Discharge Control Handbook for Protection of Electrical and Electronic Parts, Assemblies and Equipment
4. DOD-STD-1686 Electrostatic Discharge Control
5. FEDLOG Federal Logistic Data

6. FMFRP 4-14 Field Grounding Procedures for Computers and Generators
7. Maintenance Float Catalog
8. MCBUL 3000 Marine Corps Automated Readiness Evaluation System (MARES) Equipment
9. MCO 2410.2_ Electromagnetic Environmental Effects (E3) Control Program
10. MCO 3000.11_ Ground Equipment Condition and Supply Materiel Readiness Reporting (MRR) Policy
11. MCO 4400.16_ Uniform Material Movement and Issue Priority System (UMMIPS)
12. MCO P4790.1_ Marine Corps Integrated Maintenance Management System (MIMMS) Introduction Manual
13. MCO P4790.2_ MIMMS Field Procedures Manual
14. MCO P5090.2_ Environmental Compliance and Protection Manual
15. MCO P5215.17_ The Marine Corps Technical Publications System
16. MCWP 4-1 Logistics Operations
17. MCWP 4-11 Tactical-Level Logistics
18. MCWP 4-11.4 Maintenance Operations
19. MIL-STD-1686B Electro-Static Discharge Control Program for Protection of Electrical and Electronic Parts
20. MIL-STD-188-124A Military Standard for Grounding
21. N6283300014 Navy Electricity and Electronics Training Series (NEETS)
22. SDS Safety Data Sheets
23. SL 1-2/3 Index of Authorized Publications in Stock
24. TI 4400-15/1_ Packaging, Handling, Storage, and Transportation of Electrostatic Discharge Sensitive Items
25. TM 4700-15/1_ Ground Equipment Record Procedures
26. TM 5895-45/1_ Standard Maintenance Practices Miniature/Microminiature (2M) Electronic Assembly Repair Organizational/Intermediate/Depot Level
27. TM 9406-15_ Grounding Procedures for Electromagnetic Interference Control and Safety
28. TM 9999-15/1_ Electro-Static Discharge (ESD) Awareness
29. TM 9999-15/2_ Electro-static Discharge (ESD) Management
30. UM 4400-124 SASSY Using Unit Procedures
31. UM 4790-5 MIMMS AIS, Field Maintenance Procedures

28XX-MAIN-2008: Perform modification on cables

EVALUATION-CODED: NO

SUSTAINMENT INTERVAL: 12 months

MOS PERFORMING: 2821, 2823, 2831, 2834, 2841, 2847, 2862, 2871, 2874, 2887

GRADES: PVT, PFC, LCPL, CPL, SGT, SSGT, GYSGT

INITIAL TRAINING SETTING: MOJT

CONDITION: Given a mission requirement, equipment, and with the aid of references.

STANDARD: Improving equipment functioning, maintainability, reliability, or safety characteristics in accordance with applicable technical references.

PERFORMANCE STEPS:

1. Induct equipment into maintenance, if required.

2. Determine applicable technical references.
3. Conduct initial inspection.
4. Requisition parts, as required.
5. Apply modification (MI/TI/software/firmware upgrade).
6. Document modification.
7. Conduct final inspection.
8. Return equipment to owner, if required.

REFERENCES:

1. Applicable technical references
2. DLA Customer Assistance Handbook
3. DOD-HDBK-263B Electrostatic Discharge Control Handbook for Protection of Electrical and Electronic Parts, Assemblies and Equipment
4. DOD-STD-1686 Electrostatic Discharge Control
5. FEDLOG Federal Logistic Data
6. FMFRP 4-14 Field Grounding Procedures for Computers and Generators
7. Maintenance Float Catalog
8. MCBUL 3000 Marine Corps Automated Readiness Evaluation System (MARES) Equipment
9. MCO 2410.2_ Electromagnetic Environmental Effects (E3) Control Program
10. MCO 3000.11_ Ground Equipment Condition and Supply Materiel Readiness Reporting (MRR) Policy
11. MCO 4400.16_ Uniform Material Movement and Issue Priority System (UMMIPS)
12. MCO P4790.1_ Marine Corps Integrated Maintenance Management System (MIMMS) Introduction Manual
13. MCO P4790.2_ MIMMS Field Procedures Manual
14. MCO P5090.2_ Environmental Compliance and Protection Manual
15. MCO P5215.17_ The Marine Corps Technical Publications System
16. MIL-STD-1686B Electro-Static Discharge Control Program for Protection of Electrical and Electronic Parts
17. MIL-STD-188-124A Military Standard for Grounding
18. N6283300014 Navy Electricity and Electronics Training Series (NEETS)
19. SDS Safety Data Sheets
20. SL 1-2/3 Index of Authorized Publications in Stock
21. TI 4400-15/1_ Packaging, Handling, Storage, and Transportation of Electrostatic Discharge Sensitive Items
22. TM 4700-15/1_ Ground Equipment Record Procedures
23. TM 5895-45/1_ Standard Maintenance Practices Miniature/Microminiature (2M) Electronic Assembly Repair Organizational/Intermediate/Depot Level
24. TM 9406-15_ Grounding Procedures for Electromagnetic Interference Control and Safety
25. TM 9999-15/1_ Electro-Static Discharge (ESD) Awareness
26. TM 9999-15/2_ Electro-static Discharge (ESD) Management
27. UM 4400-124 SASSY Using Unit Procedures
28. UM 4790-5 MIMMS AIS, Field Maintenance Procedures

28XX-MAIN-2009: Perform recovery and evacuation on cables

EVALUATION-CODED: NO

SUSTAINMENT INTERVAL: 12 months

MOS PERFORMING: 2821, 2823, 2831, 2834, 2841, 2847, 2862, 2871, 2874, 2887

GRADES: PVT, PFC, LCPL, CPL, SGT, SSGT, GYSGT

INITIAL TRAINING SETTING: MOJT

CONDITION: Given a mission, personnel, and equipment.

STANDARD: Retrieving or freeing immobile, inoperative, or abandoned materiel and/or moving materiel from one maintenance activity to another for repair or disposal in accordance with applicable technical references.

PERFORMANCE STEPS:

1. Induct equipment into maintenance, if required.
2. Determine applicable technical references.
3. Inspect equipment.
4. Return to service, if applicable.
5. Conduct disposition of unserviceable equipment, if applicable.
6. Evacuate materiel to higher maintenance activity, as required.
7. Document maintenance actions.
8. Return equipment to owner, if required.

REFERENCES:

1. Applicable technical references
2. DLA Customer Assistance Handbook
3. FEDLOG Federal Logistic Data
4. Maintenance Float Catalog
5. MCBUL 3000 Marine Corps Automated Readiness Evaluation System (MARES) Equipment
6. MCO 3000.11_ Ground Equipment Condition and Supply Materiel Readiness Reporting (MRR) Policy
7. MCO 4400.16_ Uniform Material Movement and Issue Priority System (UMMIPS)
8. MCO P4790.1_ Marine Corps Integrated Maintenance Management System (MIMMS) Introduction Manual
9. MCO P4790.2_ MIMMS Field Procedures Manual
10. MCO P5215.17_ The Marine Corps Technical Publications System
11. N6283300014 Navy Electronics and Electricity Training Series (NEETS)
12. SDS Safety Data Sheets
13. SL 1-2/3 Index of Authorized Publications in Stock
14. TM 4700-15/1_ Ground Equipment Record Procedures
15. UM 4400-124 SASSY Using Unit Procedures
16. UM 4790-5 MIMMS AIS, Field Maintenance Procedures

28XX-MAIN-2010: Perform inspection and classification on C2 electronics equipment

EVALUATION-CODED: NO

SUSTAINMENT INTERVAL: 12 months

MOS PERFORMING: 2831, 2834, 2841, 2847, 2862, 2887

GRADES: PVT, PFC, LCPL, CPL, SGT, SSGT, GYSGT

INITIAL TRAINING SETTING: MOJT

CONDITION: Given a mission requirement, equipment, and with the aid of references.

STANDARD: Determining maintenance requirements and satisfactory maintenance performance, and assigning item to a maintenance category, in accordance with applicable technical references.

PERFORMANCE STEPS:

1. Induct equipment into maintenance, if required.
2. Determine applicable technical references.
3. Test item against established standards.
4. Verify application of all required MIs and TIs.
5. Verify currency of firmware/software version, if applicable.
6. Determine extent of maintenance required.
7. Assign item to a maintenance category, if required.
8. Confirm satisfactory performance of maintenance, if required.
9. Return to maintenance, if required.
10. Document maintenance actions.
11. Return equipment to owner, if required.

REFERENCES:

1. Applicable technical references
2. DLA Customer Assistance Handbook
3. FEDLOG Federal Logistic Data
4. Maintenance Float Catalog
5. MCBUL 3000 Marine Corps Automated Readiness Evaluation System (MARES) Equipment
6. MCO 2410.2_ Electromagnetic Environmental Effects (E3) Control Program
7. MCO 3000.11_ Ground Equipment Condition and Supply Materiel Readiness Reporting (MRR) Policy
8. MCO 4400.16_ Uniform Material Movement and Issue Priority System (UMMIPS)
9. MCO P4790.1_ Marine Corps Integrated Maintenance Management System (MIMMS) Introduction Manual
10. MCO P4790.2_ MIMMS Field Procedures Manual
11. MCO P5215.17_ The Marine Corps Technical Publications System
12. N6283300014 Navy Electricity and Electronics Training Series (NEETS)
13. SDS Safety Data Sheets
14. SL 1-2/3 Index of Authorized Publications in Stock
15. TI 4400-15/1_ Packaging, Handling, Storage, and Transportation of Electrostatic Discharge Sensitive Items
16. TM 4700-15/1_ Ground Equipment Record Procedures
17. TM 9406-15_ Grounding Procedures for Electromagnetic Interference Control and Safety
18. TM 9999-15/1_ Electro-Static Discharge (ESD) Awareness
19. TM 9999-15/2_ Electro-static Discharge (ESD) Management
20. UM 4400-124 SASSY Using Unit Procedures
21. UM 4790-5 MIMMS AIS, Field Maintenance Procedures

28XX-MAIN-2011: Perform servicing, adjustment, and tuning on C2 electronics equipment

EVALUATION-CODED: NO

SUSTAINMENT INTERVAL: 12 months

MOS PERFORMING: 2831, 2834, 2841, 2847, 2862, 2887

GRADES: PVT, PFC, LCPL, CPL, SGT, SSGT, GYSGT

INITIAL TRAINING SETTING: MOJT

CONDITION: Given a mission requirement, equipment, and with the aid of references.

STANDARD: Adjusting equipment to achieve precise functioning in accordance with applicable technical references.

PERFORMANCE STEPS:

1. Induct equipment into maintenance, if required.
2. Determine applicable technical references.
3. Conduct initial inspection.
4. Adjust equipment performance.
5. Verify equipment performance.
6. Document maintenance actions.
7. Return equipment to owner, if required.

REFERENCES:

1. Applicable technical references
2. DLA Customer Assistance Handbook
3. FEDLOG Federal Logistic Data
4. Maintenance Float Catalog
5. MCBUL 3000 Marine Corps Automated Readiness Evaluation System (MARES) Equipment
6. MCO 2410.2_ Electromagnetic Environmental Effects (E3) Control Program
7. MCO 3000.11_ Ground Equipment Condition and Supply Materiel Readiness Reporting (MRR) Policy
8. MCO 4400.16_ Uniform Material Movement and Issue Priority System (UMMIPS)
9. MCO P4790.1_ Marine Corps Integrated Maintenance Management System (MIMMS) Introduction Manual
10. MCO P4790.2_ MIMMS Field Procedures Manual
11. MCO P5215.17_ The Marine Corps Technical Publications System
12. N6283300014 Navy Electricity and Electronics Training Series (NEETS)
13. SDS Safety Data Sheets
14. SL 1-2/3 Index of Authorized Publications in Stock
15. TI 4400-15/1_ Packaging, Handling, Storage, and Transportation of Electrostatic Discharge Sensitive Items
16. TM 4700-15/1_ Ground Equipment Record Procedures
17. TM 9406-15_ Grounding Procedures for Electromagnetic Interference Control and Safety
18. TM 9999-15/1_ Electro-Static Discharge (ESD) Awareness
19. TM 9999-15/2_ Electro-static Discharge (ESD) Management
20. UM 4400-124 SASSY Using Unit Procedures
21. UM 4790-5 MIMMS AIS, Field Maintenance Procedures

28XX-MAIN-2012: Perform repair on C2 electronics equipment

EVALUATION-CODED: NO

SUSTAINMENT INTERVAL: 12 months

MOS PERFORMING: 2831, 2834, 2841, 2847, 2862, 2887

GRADES: PVT, PFC, LCPL, CPL, SGT, SSGT, GYSGT

INITIAL TRAINING SETTING: MOJT

CONDITION: Given a mission requirement, equipment, and with the aid of references.

STANDARD: Returning equipment to serviceable condition in accordance with applicable technical references.

PERFORMANCE STEPS:

1. Induct equipment into maintenance, if required.
2. Determine applicable technical references.
3. Conduct initial inspection.
4. Research applicable technical information.
5. Diagnose fault.
6. Troubleshoot.
7. Isolate fault.
8. Determine maintenance actions required.
9. Requisition parts, if required.
10. Perform required maintenance actions.
11. Align, as required.
12. Apply MIs/TIs, as required.
13. Apply firmware/software upgrades, as required.
14. Document maintenance actions.
15. Conduct final inspection.
16. Return equipment to owner, if required.

REFERENCES:

1. Applicable technical references
2. DLA Customer Assistance Handbook
3. DOD-HDBK-263B Electrostatic Discharge Control Handbook for Protection of Electrical and Electronic Parts, Assemblies and Equipment
4. DOD-STD-1686 Electrostatic Discharge Control
5. FEDLOG Federal Logistic Data
6. FMFRP 4-14 Field Grounding Procedures for Computers and Generators
7. Maintenance Float Catalog
8. MCBUL 3000 Marine Corps Automated Readiness Evaluation System (MARES) Equipment
9. MCO 2410.2_ Electromagnetic Environmental Effects (E3) Control Program
10. MCO 3000.11_ Ground Equipment Condition and Supply Materiel Readiness Reporting (MRR) Policy
11. MCO 4400.16_ Uniform Material Movement and Issue Priority System (UMMIPS)
12. MCO P4790.1_ Marine Corps Integrated Maintenance Management System (MIMMS) Introduction Manual
13. MCO P4790.2_ MIMMS Field Procedures Manual
14. MCO P5215.17_ The Marine Corps Technical Publications System
15. MIL-STD-1686B Electro-Static Discharge Control Program for Protection of Electrical and Electronic Parts
16. MIL-STD-188-124A Military Standard for Grounding
17. N6283300014 Navy Electricity and Electronics Training Series (NEETS)
18. SDS Safety Data Sheets

19. SL 1-2/3 Index of Authorized Publications in Stock
 20. TI 4400-15/1_ Packaging, Handling, Storage, and Transportation of Electrostatic Discharge Sensitive Items
 21. TM 4700-15/1_ Ground Equipment Record Procedures
 22. TM 5895-45/1_ Standard Maintenance Practices Miniature/Microminiature (2M) Electronic Assembly Repair Organizational/Intermediate/Depot Level
 23. TM 9406-15_ Grounding Procedures for Electromagnetic Interference Control and Safety
 24. TM 9999-15/1_ Electro-Static Discharge (ESD) Awareness
 25. TM 9999-15/2_ Electro-static Discharge (ESD) Management
 26. UM 4400-124 SASSY Using Unit Procedures
 27. UM 4790-5 MIMMS AIS, Field Maintenance Procedures
-

28XX-MAIN-2013: Perform modification on C2 electronics equipment

EVALUATION-CODED: NO

SUSTAINMENT INTERVAL: 12 months

MOS PERFORMING: 2831, 2834, 2841, 2847, 2862, 2887

GRADES: PVT, PFC, LCPL, CPL, SGT, SSGT, GYSGT

INITIAL TRAINING SETTING: MOJT

CONDITION: Given a mission requirement, equipment, and with the aid of references.

STANDARD: Improving equipment functioning, maintainability, reliability, or safety characteristics in accordance with applicable technical references.

PERFORMANCE STEPS:

1. Induct equipment into maintenance, if required.
2. Determine applicable technical references.
3. Conduct initial inspection.
4. Requisition parts, as required.
5. Apply modification (MI/TI/software/firmware upgrade).
6. Document modification.
7. Conduct final inspection.
8. Return equipment to owner, if required.

REFERENCES:

1. Applicable technical references
2. DLA Customer Assistance Handbook
3. DOD-HDBK-263B Electrostatic Discharge Control Handbook for Protection of Electrical and Electronic Parts, Assemblies and Equipment
4. DOD-STD-1686 Electrostatic Discharge Control
5. FEDLOG Federal Logistic Data
6. FMFRP 4-14 Field Grounding Procedures for Computers and Generators
7. Maintenance Float Catalog
8. MCBUL 3000 Marine Corps Automated Readiness Evaluation System (MARES) Equipment
9. MCO 2410.2_ Electromagnetic Environmental Effects (E3) Control Program
10. MCO 3000.11_ Ground Equipment Condition and Supply Materiel Readiness

- Reporting (MRR) Policy
11. MCO 4400.16_ Uniform Material Movement and Issue Priority System (UMMIPS)
 12. MCO P4790.1_ Marine Corps Integrated Maintenance Management System (MIMMS) Introduction Manual
 13. MCO P4790.2_ MIMMS Field Procedures Manual
 14. MCO P5090.2_ Environmental Compliance and Protection Manual
 15. MCO P5215.17_ The Marine Corps Technical Publications System
 16. MIL-STD-1686B Electro-Static Discharge Control Program for Protection of Electrical and Electronic Parts
 17. MIL-STD-188-124A Military Standard for Grounding
 18. N6283300014 Navy Electricity and Electronics Training Series (NEETS)
 19. SDS Safety Data Sheets
 20. SL 1-2/3 Index of Authorized Publications in Stock
 21. TI 4400-15/1_ Packaging, Handling, Storage, and Transportation of Electrostatic Discharge Sensitive Items
 22. TM 4700-15/1_ Ground Equipment Record Procedures
 23. TM 5895-45/1_ Standard Maintenance Practices Miniature/Microminiature (2M) Electronic Assembly Repair Organizational/Intermediate/Depot Level
 24. TM 9406-15_ Grounding Procedures for Electromagnetic Interference Control and Safety
 25. TM 9999-15/1_ Electro-Static Discharge (ESD) Awareness
 26. TM 9999-15/2_ Electro-static Discharge (ESD) Management
 27. UM 4400-124 SASSY Using Unit Procedures
 28. UM 4790-5 MIMMS AIS, Field Maintenance Procedures
-

28XX-MAIN-2014: Perform recovery and evacuation on C2 electronics equipment

EVALUATION-CODED: NO

SUSTAINMENT INTERVAL: 12 months

MOS PERFORMING: 2831, 2834, 2841, 2847, 2862, 2887

GRADES: PVT, PFC, LCPL, CPL, SGT, SSGT, GYSGT

INITIAL TRAINING SETTING: MOJT

CONDITION: Given a mission, personnel, and equipment.

STANDARD: Retrieving or freeing immobile, inoperative, or abandoned materiel and/or moving materiel from one maintenance activity to another for repair or disposal in accordance with applicable technical references.

PERFORMANCE STEPS:

1. Induct equipment into maintenance, if required.
2. Determine applicable technical references.
3. Inspect equipment.
4. Return to service, if applicable.
5. Conduct disposition of unserviceable equipment, if applicable.
6. Evacuate materiel to higher maintenance activity, as required.
7. Document maintenance actions.
8. Return equipment to owner, if required.

REFERENCES:

1. Applicable technical references
2. DLA Customer Assistance Handbook
3. FEDLOG Federal Logistic Data
4. Maintenance Float Catalog
5. MCBUL 3000 Marine Corps Automated Readiness Evaluation System (MARES) Equipment
6. MCO 3000.11_ Ground Equipment Condition and Supply Materiel Readiness Reporting (MRR) Policy
7. MCO 4400.16_ Uniform Material Movement and Issue Priority System (UMMIPS)
8. MCO P4790.1_ Marine Corps Integrated Maintenance Management System (MIMMS) Introduction Manual
9. MCO P4790.2_ MIMMS Field Procedures Manual
10. MCO P5215.17_ The Marine Corps Technical Publications System
11. N6283300014 Navy Electronics and Electricity Training Series (NEETS)
12. SDS Safety Data Sheets
13. SL 1-2/3 Index of Authorized Publications in Stock
14. TM 4700-15/1_ Ground Equipment Record Procedures
15. UM 4400-124 SASSY Using Unit Procedures
16. UM 4790-5 MIMMS AIS, Field Maintenance Procedures

28XX-MAIN-2015: Perform inspection and classification on intelligence-based systems equipment

EVALUATION-CODED: NO

SUSTAINMENT INTERVAL: 12 months

MOS PERFORMING: 2841, 2847, 2862

GRADES: PVT, PFC, LCPL, CPL, SGT, SSGT, GYSGT

INITIAL TRAINING SETTING: MOJT

CONDITION: Given a mission requirement, equipment, and with the aid of references.

STANDARD: Determining maintenance requirements and satisfactory maintenance performance, and assigning item to a maintenance category, in accordance with applicable technical references.

PERFORMANCE STEPS:

1. Induct equipment into maintenance, if required.
2. Determine applicable technical references.
3. Test item against established standards.
4. Verify application of all required MIs and TIs.
5. Verify currency of firmware/software version, if applicable.
6. Determine extent of maintenance required.
7. Assign item to a maintenance category, if required.
8. Confirm satisfactory performance of maintenance, if required.
9. Return to maintenance, if required.
10. Document maintenance actions.
11. Return equipment to owner, if required.

REFERENCES:

1. Applicable technical references
2. DLA Customer Assistance Handbook
3. FEDLOG Federal Logistic Data
4. Maintenance Float Catalog
5. MCBUL 3000 Marine Corps Automated Readiness Evaluation System (MARES) Equipment
6. MCO 2410.2_ Electromagnetic Environmental Effects (E3) Control Program
7. MCO 3000.11_ Ground Equipment Condition and Supply Materiel Readiness Reporting (MRR) Policy
8. MCO 4400.16_ Uniform Material Movement and Issue Priority System (UMMIPS)
9. MCO P4790.1_ Marine Corps Integrated Maintenance Management System (MIMMS) Introduction Manual
10. MCO P4790.2_ MIMMS Field Procedures Manual
11. MCO P5215.17_ The Marine Corps Technical Publications System
12. N6283300014 Navy Electricity and Electronics Training Series (NEETS)
13. SDS Safety Data Sheets
14. SL 1-2/3 Index of Authorized Publications in Stock
15. TI 4400-15/1_ Packaging, Handling, Storage, and Transportation of Electrostatic Discharge Sensitive Items
16. TM 4700-15/1_ Ground Equipment Record Procedures
17. TM 9406-15_ Grounding Procedures for Electromagnetic Interference Control and Safety
18. TM 9999-15/1_ Electro-Static Discharge (ESD) Awareness
19. TM 9999-15/2_ Electro-static Discharge (ESD) Management
20. UM 4400-124 SASSY Using Unit Procedures
21. UM 4790-5 MIMMS AIS, Field Maintenance Procedures

28XX-MAIN-2016: Perform servicing, adjustment, and tuning on intelligence-based systems equipment

EVALUATION-CODED: NO

SUSTAINMENT INTERVAL: 12 months

MOS PERFORMING: 2841, 2847, 2862

GRADES: PVT, PFC, LCPL, CPL, SGT, SSGT, GYSGT

INITIAL TRAINING SETTING: MOJT

CONDITION: Given a mission requirement, equipment, and with the aid of references.

STANDARD: Adjusting equipment to achieve precise functioning in accordance with applicable technical references.

PERFORMANCE STEPS:

1. Induct equipment into maintenance, if required.
2. Determine applicable technical references.
3. Conduct initial inspection.
4. Adjust equipment performance.
5. Verify equipment performance.
6. Document maintenance actions.
7. Return equipment to owner, if required.

REFERENCES:

1. Applicable technical references
 2. DLA Customer Assistance Handbook
 3. FEDLOG Federal Logistic Data
 4. Maintenance Float Catalog
 5. MCBUL 3000 Marine Corps Automated Readiness Evaluation System (MARES) Equipment
 6. MCO 2410.2_ Electromagnetic Environmental Effects (E3) Control Program
 7. MCO 3000.11_ Ground Equipment Condition and Supply Materiel Readiness Reporting (MRR) Policy
 8. MCO 4400.16_ Uniform Material Movement and Issue Priority System (UMMIPS)
 9. MCO P4790.1_ Marine Corps Integrated Maintenance Management System (MIMMS) Introduction Manual
 10. MCO P4790.2_ MIMMS Field Procedures Manual
 11. MCO P5215.17_ The Marine Corps Technical Publications System
 12. N6283300014 Navy Electricity and Electronics Training Series (NEETS)
 13. SDS Safety Data Sheets
 14. SL 1-2/3 Index of Authorized Publications in Stock
 15. TI 4400-15/1_ Packaging, Handling, Storage, and Transportation of Electrostatic Discharge Sensitive Items
 16. TM 4700-15/1_ Ground Equipment Record Procedures
 17. TM 9406-15_ Grounding Procedures for Electromagnetic Interference Control and Safety
 18. TM 9999-15/1_ Electro-Static Discharge (ESD) Awareness
 19. TM 9999-15/2_ Electro-static Discharge (ESD) Management
 20. UM 4400-124 SASSY Using Unit Procedures
 21. UM 4790-5 MIMMS AIS, Field Maintenance Procedures
-

28XX-MAIN-2017: Perform repair on intelligence-based systems equipment

EVALUATION-CODED: NO

SUSTAINMENT INTERVAL: 12 months

MOS PERFORMING: 2841, 2847, 2862

GRADES: PVT, PFC, LCPL, CPL, SGT, SSGT, GYSGT

INITIAL TRAINING SETTING: MOJT

CONDITION: Given a mission requirement, equipment, and with the aid of references.

STANDARD: Returning equipment to serviceable condition in accordance with applicable technical references.

PERFORMANCE STEPS:

1. Induct equipment into maintenance, if required.
2. Determine applicable technical references.
3. Conduct initial inspection.
4. Research applicable technical information.
5. Diagnose fault.
6. Troubleshoot.
7. Isolate fault.

8. Determine maintenance actions required.
9. Requisition parts, if required.
10. Perform required maintenance actions.
11. Align, as required.
12. Apply MIs/TIs, as required.
13. Apply firmware/software upgrades, as required.
14. Document maintenance actions.
15. Conduct final inspection.
16. Return equipment to owner, if required.

REFERENCES:

1. Applicable technical references
2. DLA Customer Assistance Handbook
3. DOD-HDBK-263B Electrostatic Discharge Control Handbook for Protection of Electrical and Electronic Parts, Assemblies and Equipment
4. DOD-STD-1686 Electrostatic Discharge Control
5. FEDLOG Federal Logistic Data
6. FMFRP 4-14 Field Grounding Procedures for Computers and Generators
7. Maintenance Float Catalog
8. MCBUL 3000 Marine Corps Automated Readiness Evaluation System (MARES) Equipment
9. MCO 2410.2_ Electromagnetic Environmental Effects (E3) Control Program
10. MCO 3000.11_ Ground Equipment Condition and Supply Materiel Readiness Reporting (MRR) Policy
11. MCO 4400.16_ Uniform Material Movement and Issue Priority System (UMMIPS)
12. MCO P4790.1_ Marine Corps Integrated Maintenance Management System (MIMMS) Introduction Manual
13. MCO P4790.2_ MIMMS Field Procedures Manual
14. MCO P5090.2_ Environmental Compliance and Protection Manual
15. MCO P5215.17_ The Marine Corps Technical Publications System
16. MIL-STD-1686B Electro-Static Discharge Control Program for Protection of Electrical and Electronic Parts
17. MIL-STD-188-124A Military Standard for Grounding
18. N6283300014 Navy Electricity and Electronics Training Series (NEETS)
19. SDS Safety Data Sheets
20. SL 1-2/3 Index of Authorized Publications in Stock
21. TI 4400-15/1_ Packaging, Handling, Storage, and Transportation of Electrostatic Discharge Sensitive Items
22. TM 4700-15/1_ Ground Equipment Record Procedures
23. TM 5895-45/1_ Standard Maintenance Practices Miniature/Microminiature (2M) Electronic Assembly Repair Organizational/Intermediate/Depot Level
24. TM 9406-15_ Grounding Procedures for Electromagnetic Interference Control and Safety
25. TM 9999-15/1_ Electro-Static Discharge (ESD) Awareness
26. TM 9999-15/2_ Electro-static Discharge (ESD) Management
27. UM 4400-124 SASSY Using Unit Procedures
28. UM 4790-5 MIMMS AIS, Field Maintenance Procedures

28XX-MAIN-2018: Perform modification on intelligence-based systems equipment

EVALUATION-CODED: NO

SUSTAINMENT INTERVAL: 12 months

MOS PERFORMING: 2841, 2847, 2862

GRADES: PVT, PFC, LCPL, CPL, SGT, SSGT, GYSGT

INITIAL TRAINING SETTING: MOJT

CONDITION: Given a mission requirement, equipment, and with the aid of references.

STANDARD: Improving equipment functioning, maintainability, reliability, or safety characteristics in accordance with applicable technical references.

PERFORMANCE STEPS:

1. Induct equipment into maintenance, if required.
2. Determine applicable technical references.
3. Conduct initial inspection.
4. Requisition parts, as required.
5. Apply modification (MI/TI/software/firmware upgrade).
6. Document modification.
7. Conduct final inspection.
8. Return equipment to owner, if required.

REFERENCES:

1. Applicable technical references
2. DLA Customer Assistance Handbook
3. DOD-HDBK-263B Electrostatic Discharge Control Handbook for Protection of Electrical and Electronic Parts, Assemblies and Equipment
4. DOD-STD-1686 Electrostatic Discharge Control
5. FEDLOG Federal Logistic Data
6. FMFRP 4-14 Field Grounding Procedures for Computers and Generators
7. Maintenance Float Catalog
8. MCBUL 3000 Marine Corps Automated Readiness Evaluation System (MARES) Equipment
9. MCO 2410.2_ Electromagnetic Environmental Effects (E3) Control Program
10. MCO 3000.11_ Ground Equipment Condition and Supply Materiel Readiness Reporting (MRR) Policy
11. MCO 4400.16_ Uniform Material Movement and Issue Priority System (UMMIPS)
12. MCO P4790.1_ Marine Corps Integrated Maintenance Management System (MIMMS) Introduction Manual
13. MCO P4790.2_ MIMMS Field Procedures Manual
14. MCO P5090.2_ Environmental Compliance and Protection Manual
15. MCO P5215.17_ The Marine Corps Technical Publications System
16. MIL-STD-1686B Electro-Static Discharge Control Program for Protection of Electrical and Electronic Parts
17. MIL-STD-188-124A Military Standard for Grounding
18. N6283300014 Navy Electricity and Electronics Training Series (NEETS)
19. SDS Safety Data Sheets
20. SL 1-2/3 Index of Authorized Publications in Stock
21. TI 4400-15/1_ Packaging, Handling, Storage, and Transportation of Electrostatic Discharge Sensitive Items
22. TM 4700-15/1_ Ground Equipment Record Procedures
23. TM 5895-45/1_ Standard Maintenance Practices Miniature/Microminiature (2M) Electronic Assembly Repair Organizational/Intermediate/Depot Level
24. TM 9406-15_ Grounding Procedures for Electromagnetic Interference Control

- and Safety
- 25. TM 9999-15/1_ Electro-Static Discharge (ESD) Awareness
 - 26. TM 9999-15/2_ Electro-static Discharge (ESD) Management
 - 27. UM 4400-124 SASSY Using Unit Procedures
 - 28. UM 4790-5 MIMMS AIS, Field Maintenance Procedures

28XX-MAIN-2019: Perform rebuilding and overhauling on intelligence-based systems equipment

EVALUATION-CODED: NO

SUSTAINMENT INTERVAL: 12 months

MOS PERFORMING: 2841, 2847, 2862

GRADES: PVT, PFC, LCPL, CPL, SGT, SSGT, GYSGT

INITIAL TRAINING SETTING: MOJT

CONDITION: A mission requirement, equipment, and with the aid of references.

STANDARD: Restoring equipment to a serviceable condition under maintenance serviceability standards and in accordance with applicable technical references.

PERFORMANCE STEPS:

- 1. Conduct initial inspection.
- 2. Diagnose fault.
- 3. Troubleshoot.
- 4. Isolate fault.
- 5. Remove defective components.
- 6. Requisition parts.
- 7. Replace parts.
- 8. Align, as required.
- 9. Apply MIs/TIs, as required.
- 10. Apply firmware/software upgrades, as required.
- 11. Re-surface/re-coat, as required.
- 12. Replace identification markings, as required.
- 13. Document maintenance actions.
- 14. Conduct final inspection.

REFERENCES:

- 1. Applicable technical references
- 2. MCO P4790.1_ Marine Corps Integrated Maintenance Management System (MIMMS) Introduction Manual
- 3. MCO P4790.2_ MIMMS Field Procedures Manual
- 4. N6283300014 Navy Electronics and Electricity Training Series (NEETS)
- 5. SDS Safety Data Sheets
- 6. SL 1-2/3 Index of Authorized Publications in Stock
- 7. TM 4700-15/1_ Ground Equipment Record Procedures

28XX-MAIN-2020: Perform recovery and evacuation on intelligence-based systems

equipment

EVALUATION-CODED: NO

SUSTAINMENT INTERVAL: 12 months

MOS PERFORMING: 2841, 2847, 2862

GRADES: PVT, PFC, LCPL, CPL, SGT, SSGT, GYSGT

INITIAL TRAINING SETTING: MOJT

CONDITION: Given a mission, personnel, and equipment.

STANDARD: Retrieving or freeing immobile, inoperative, or abandoned materiel and/or moving materiel from one maintenance activity to another for repair or disposal in accordance with applicable technical references.

PERFORMANCE STEPS:

1. Induct equipment into maintenance, if required.
2. Determine applicable technical references.
3. Inspect equipment.
4. Return to service, if applicable.
5. Conduct disposition of unserviceable equipment, if applicable.
6. Evacuate materiel to higher maintenance activity, as required.
7. Document maintenance actions.
8. Return equipment to owner, if required.

REFERENCES:

1. Applicable technical references
2. DLA Customer Assistance Handbook
3. FEDLOG Federal Logistic Data
4. Maintenance Float Catalog
5. MCBUL 3000 Marine Corps Automated Readiness Evaluation System (MARES) Equipment
6. MCO 3000.11_ Ground Equipment Condition and Supply Materiel Readiness Reporting (MRR) Policy
7. MCO 4400.16_ Uniform Material Movement and Issue Priority System (UMMIPS)
8. MCO P4790.1_ Marine Corps Integrated Maintenance Management System (MIMMS) Introduction Manual
9. MCO P4790.2_ MIMMS Field Procedures Manual
10. MCO P5215.17_ The Marine Corps Technical Publications System
11. N6283300014 Navy Electronics and Electricity Training Series (NEETS)
12. SDS Safety Data Sheets
13. SL 1-2/3 Index of Authorized Publications in Stock
14. TM 4700-15/1_ Ground Equipment Record Procedures
15. UM 4400-124 SASSY Using Unit Procedures
16. UM 4790-5 MIMMS AIS, Field Maintenance Procedures

28XX-MAIN-2021: Perform inspection and classification on unmanned systems equipment

EVALUATION-CODED: NO

SUSTAINMENT INTERVAL: 12 months

MOS PERFORMING: 2831, 2834, 2841, 2847, 2862, 2887

GRADES: PVT, PFC, LCPL, CPL, SGT, SSGT, GYSGT

INITIAL TRAINING SETTING: MOJT

CONDITION: Given a mission requirement, equipment, and with the aid of references.

STANDARD: Determining maintenance requirements and satisfactory maintenance performance, and assigning item to a maintenance category, in accordance with applicable technical references.

PERFORMANCE STEPS:

1. Induct equipment into maintenance, if required.
2. Determine applicable technical references.
3. Test item against established standards.
4. Verify application of all required MIs and TIs.
5. Verify currency of firmware/software version, if applicable.
6. Determine extent of maintenance required.
7. Assign item to a maintenance category, if required.
8. Confirm satisfactory performance of maintenance, if required.
9. Return to maintenance, if required.
10. Document maintenance actions.
11. Return equipment to owner, if required.

REFERENCES:

1. Applicable technical references
2. DLA Customer Assistance Handbook
3. FEDLOG Federal Logistic Data
4. Maintenance Float Catalog
5. MCBUL 3000 Marine Corps Automated Readiness Evaluation System (MARES) Equipment
6. MCO 2410.2_ Electromagnetic Environmental Effects (E3) Control Program
7. MCO 3000.11_ Ground Equipment Condition and Supply Materiel Readiness Reporting (MRR) Policy
8. MCO 4400.16_ Uniform Material Movement and Issue Priority System (UMMIPS)
9. MCO P4790.1_ Marine Corps Integrated Maintenance Management System (MIMMS) Introduction Manual
10. MCO P4790.2_ MIMMS Field Procedures Manual
11. MCO P5215.17_ The Marine Corps Technical Publications System
12. N6283300014 Navy Electricity and Electronics Training Series (NEETS)
13. SDS Safety Data Sheets
14. SL 1-2/3 Index of Authorized Publications in Stock
15. TI 4400-15/1_ Packaging, Handling, Storage, and Transportation of Electrostatic Discharge Sensitive Items
16. TM 4700-15/1_ Ground Equipment Record Procedures
17. TM 9406-15_ Grounding Procedures for Electromagnetic Interference Control and Safety
18. TM 9999-15/1_ Electro-Static Discharge (ESD) Awareness
19. TM 9999-15/2_ Electro-static Discharge (ESD) Management
20. UM 4400-124 SASSY Using Unit Procedures
21. UM 4790-5 MIMMS AIS, Field Maintenance Procedures

28XX-MAIN-2022: Perform servicing, adjustment, and tuning on unmanned systems equipment

EVALUATION-CODED: NO

SUSTAINMENT INTERVAL: 12 months

MOS PERFORMING: 2831, 2834, 2841, 2847, 2862, 2887

GRADES: PVT, PFC, LCPL, CPL, SGT, SSGT, GYSGT

INITIAL TRAINING SETTING: MOJT

CONDITION: Given a mission requirement, equipment, and with the aid of references.

STANDARD: Adjusting equipment to achieve precise functioning in accordance with applicable technical references.

PERFORMANCE STEPS:

1. Induct equipment into maintenance, if required.
2. Determine applicable technical references.
3. Conduct initial inspection.
4. Adjust equipment performance.
5. Verify equipment performance.
6. Document maintenance actions.
7. Return equipment to owner, if required.

REFERENCES:

1. Applicable technical references
 2. DLA Customer Assistance Handbook
 3. FEDLOG Federal Logistic Data
 4. Maintenance Float Catalog
 5. MCBUL 3000 Marine Corps Automated Readiness Evaluation System (MARES) Equipment
 6. MCO 2410.2_ Electromagnetic Environmental Effects (E3) Control Program
 7. MCO 3000.11_ Ground Equipment Condition and Supply Materiel Readiness Reporting (MRR) Policy
 8. MCO 4400.16_ Uniform Material Movement and Issue Priority System (UMMIPS)
 9. MCO P4790.1_ Marine Corps Integrated Maintenance Management System (MIMMS) Introduction Manual
 10. MCO P4790.2_ MIMMS Field Procedures Manual
 11. MCO P5215.17_ The Marine Corps Technical Publications System
 12. N6283300014 Navy Electricity and Electronics Training Series (NEETS)
 13. SDS Safety Data Sheets
 14. SL 1-2/3 Index of Authorized Publications in Stock
 15. TI 4400-15/1_ Packaging, Handling, Storage, and Transportation of Electrostatic Discharge Sensitive Items
 16. TM 4700-15/1_ Ground Equipment Record Procedures
 17. TM 9406-15_ Grounding Procedures for Electromagnetic Interference Control and Safety
 18. TM 9999-15/1_ Electro-Static Discharge (ESD) Awareness
 19. TM 9999-15/2_ Electro-static Discharge (ESD) Management
 20. UM 4790-5 MIMMS AIS, Field Maintenance Procedures
-

28XX-MAIN-2023: Perform repair on unmanned systems equipment

EVALUATION-CODED: NO

SUSTAINMENT INTERVAL: 12 months

MOS PERFORMING: 2831, 2834, 2841, 2847, 2862, 2887

GRADES: PVT, PFC, LCPL, CPL, SGT, SSGT, GYSGT

INITIAL TRAINING SETTING: MOJT

CONDITION: Given a mission requirement, equipment, and with the aid of references.

STANDARD: Returning equipment to serviceable condition in accordance with applicable technical references.

PERFORMANCE STEPS:

1. Induct equipment into maintenance, if required.
2. Determine applicable technical references.
3. Conduct initial inspection.
4. Research applicable technical information.
5. Diagnose fault.
6. Troubleshoot.
7. Isolate fault.
8. Determine maintenance actions required.
9. Requisition parts, if required.
10. Perform required maintenance actions.
11. Align, as required.
12. Apply MIs/TIs, as required.
13. Apply firmware/software upgrades, as required.
14. Document maintenance actions.
15. Conduct final inspection.
16. Return equipment to owner, if required.

REFERENCES:

1. Applicable technical references
2. DLA Customer Assistance Handbook
3. DOD-HDBK-263B Electrostatic Discharge Control Handbook for Protection of Electrical and Electronic Parts, Assemblies and Equipment
4. DOD-STD-1686 Electrostatic Discharge Control
5. FEDLOG Federal Logistic Data
6. FMFRP 4-14 Field Grounding Procedures for Computers and Generators
7. Maintenance Float Catalog
8. MCBUL 3000 Marine Corps Automated Readiness Evaluation System (MARES) Equipment
9. MCO 2410.2_ Electromagnetic Environmental Effects (E3) Control Program
10. MCO 3000.11_ Ground Equipment Condition and Supply Materiel Readiness Reporting (MRR) Policy
11. MCO 4400.16_ Uniform Material Movement and Issue Priority System (UMMIPS)
12. MCO P4790.1_ Marine Corps Integrated Maintenance Management System (MIMMS) Introduction Manual
13. MCO P4790.2_ MIMMS Field Procedures Manual
14. MCO P5090.2_ Environmental Compliance and Protection Manual
15. MCO P5215.17_ The Marine Corps Technical Publications System

16. MIL-STD-1686B Electro-Static Discharge Control Program for Protection of Electrical and Electronic Parts
 17. MIL-STD-188-124A Military Standard for Grounding
 18. N6283300014 Navy Electricity and Electronics Training Series (NEETS)
 19. SDS Safety Data Sheets
 20. SL 1-2/3 Index of Authorized Publications in Stock
 21. TI 4400-15/1_ Packaging, Handling, Storage, and Transportation of Electrostatic Discharge Sensitive Items
 22. TM 4700-15/1_ Ground Equipment Record Procedures
 23. TM 5895-45/1_ Standard Maintenance Practices Miniature/Microminiature (2M) Electronic Assembly Repair Organizational/Intermediate/Depot Level
 24. TM 9406-15_ Grounding Procedures for Electromagnetic Interference Control and Safety
 25. TM 9999-15/1_ Electro-Static Discharge (ESD) Awareness
 26. TM 9999-15/2_ Electro-static Discharge (ESD) Management
 27. UM 4400-124 SASSY Using Unit Procedures
 28. UM 4790-5 MIMMS AIS, Field Maintenance Procedures
-

28XX-MAIN-2024: Perform modification on unmanned systems equipment

EVALUATION-CODED: NO

SUSTAINMENT INTERVAL: 12 months

MOS PERFORMING: 2831, 2834, 2841, 2847, 2862, 2887

GRADES: PVT, PFC, LCPL, CPL, SGT, SSGT, GYSGT

INITIAL TRAINING SETTING: MOJT

CONDITION: Given a mission requirement, equipment, and with the aid of references.

STANDARD: Improving equipment functioning, maintainability, reliability, or safety characteristics in accordance with applicable technical references.

PERFORMANCE STEPS:

1. Induct equipment into maintenance, if required.
2. Determine applicable technical references.
3. Conduct initial inspection.
4. Requisition parts, as required.
5. Apply modification (MI/TI/software/firmware upgrade).
6. Document modification.
7. Conduct final inspection.
8. Return equipment to owner, if required.

REFERENCES:

1. Applicable technical references
2. DLA Customer Assistance Handbook
3. DOD-HDBK-263B Electrostatic Discharge Control Handbook for Protection of Electrical and Electronic Parts, Assemblies and Equipment
4. DOD-STD-1686 Electrostatic Discharge Control
5. FEDLOG Federal Logistic Data
6. FMFRP 4-14 Field Grounding Procedures for Computers and Generators

7. Maintenance Float Catalog
8. MCBUL 3000 Marine Corps Automated Readiness Evaluation System (MARES) Equipment
9. MCO 2410.2_ Electromagnetic Environmental Effects (E3) Control Program
10. MCO 3000.11_ Ground Equipment Condition and Supply Materiel Readiness Reporting (MRR) Policy
11. MCO 4400.16_ Uniform Material Movement and Issue Priority System (UMMIPS)
12. MCO P4790.1_ Marine Corps Integrated Maintenance Management System (MIMMS) Introduction Manual
13. MCO P4790.2_ MIMMS Field Procedures Manual
14. MCO P5090.2_ Environmental Compliance and Protection Manual
15. MCO P5215.17_ The Marine Corps Technical Publications System
16. MIL-STD-1686B Electro-Static Discharge Control Program for Protection of Electrical and Electronic Parts
17. MIL-STD-188-124A Military Standard for Grounding
18. N6283300014 Navy Electricity and Electronics Training Series (NEETS)
19. SDS Safety Data Sheets
20. SL 1-2/3 Index of Authorized Publications in Stock
21. TI 4400-15/1_ Packaging, Handling, Storage, and Transportation of Electrostatic Discharge Sensitive Items
22. TM 4700-15/1_ Ground Equipment Record Procedures
23. TM 5895-45/1_ Standard Maintenance Practices Miniature/Microminiature (2M) Electronic Assembly Repair Organizational/Intermediate/Depot Level
24. TM 9406-15_ Grounding Procedures for Electromagnetic Interference Control and Safety
25. TM 9999-15/1_ Electro-Static Discharge (ESD) Awareness
26. TM 9999-15/2_ Electro-static Discharge (ESD) Management
27. UM 4400-124 SASSY Using Unit Procedures
28. UM 4790-5 MIMMS AIS, Field Maintenance Procedures

28XX-MAIN-2025: Perform recovery and evacuation on unmanned systems equipment

EVALUATION-CODED: NO

SUSTAINMENT INTERVAL: 12 months

MOS PERFORMING: 2831, 2834, 2841, 2847, 2862, 2887

GRADES: PVT, PFC, LCPL, CPL, SGT, SSGT, GYSGT

INITIAL TRAINING SETTING: MOJT

CONDITION: Given a mission, personnel, and equipment.

STANDARD: Retrieving or freeing immobile, inoperative, or abandoned materiel and/or moving materiel from one maintenance activity to another for repair or disposal in accordance with applicable technical references.

PERFORMANCE STEPS:

1. Induct equipment into maintenance, if required.
2. Determine applicable technical references.
3. Inspect equipment.
4. Return to service, if applicable.
5. Conduct disposition of unserviceable equipment, if applicable.

6. Evacuate materiel to higher maintenance activity, as required.
7. Document maintenance actions.
8. Return equipment to owner, if required.

REFERENCES:

1. Applicable technical references
2. DLA Customer Assistance Handbook
3. FEDLOG Federal Logistic Data
4. Maintenance Float Catalog
5. MCBUL 3000 Marine Corps Automated Readiness Evaluation System (MARES) Equipment
6. MCO 3000.11_ Ground Equipment Condition and Supply Materiel Readiness Reporting (MRR) Policy
7. MCO 4400.16_ Uniform Material Movement and Issue Priority System (UMMIPS)
8. MCO P4790.1_ Marine Corps Integrated Maintenance Management System (MIMMS) Introduction Manual
9. MCO P4790.2_ MIMMS Field Procedures Manual
10. MCO P5215.17_ The Marine Corps Technical Publications System
11. N6283300014 Navy Electronics and Electricity Training Series (NEETS)
12. SDS Safety Data Sheets
13. SL 1-2/3 Index of Authorized Publications in Stock
14. TM 4700-15/1_ Ground Equipment Record Procedures
15. UM 4400-124 SASSY Using Unit Procedures
16. UM 4790-5 MIMMS AIS, Field Maintenance Procedures

28XX-MAIN-2026: Perform inspection and classification on FORCEPRO electronics equipment

EVALUATION-CODED: NO

SUSTAINMENT INTERVAL: 12 months

MOS PERFORMING: 2831, 2834, 2841, 2847, 2862, 2887

GRADES: PVT, PFC, LCPL, CPL, SGT, SSGT, GYSGT

INITIAL TRAINING SETTING: MOJT

CONDITION: Given a mission requirement, equipment, and with the aid of references.

STANDARD: Determining maintenance requirements and satisfactory maintenance performance, and assigning item to a maintenance category, in accordance with applicable technical references.

PERFORMANCE STEPS:

1. Induct equipment into maintenance, if required.
2. Determine applicable technical references.
3. Test item against established standards.
4. Verify application of all required MIs and TIs.
5. Verify currency of firmware/software version, if applicable.
6. Determine extent of maintenance required.
7. Assign item to a maintenance category, if required.
8. Confirm satisfactory performance of maintenance, if required.

9. Return to maintenance, if required.
10. Document maintenance actions.
11. Return equipment to owner, if required.

REFERENCES:

1. Applicable technical references
 2. DLA Customer Assistance Handbook
 3. FEDLOG Federal Logistic Data
 4. Maintenance Float Catalog
 5. MCBUL 3000 Marine Corps Automated Readiness Evaluation System (MARES) Equipment
 6. MCO 2410.2_ Electromagnetic Environmental Effects (E3) Control Program
 7. MCO 3000.11_ Ground Equipment Condition and Supply Materiel Readiness Reporting (MRR) Policy
 8. MCO 4400.16_ Uniform Material Movement and Issue Priority System (UMMIPS)
 9. MCO P4790.1_ Marine Corps Integrated Maintenance Management System (MIMMS) Introduction Manual
 10. MCO P4790.2_ MIMMS Field Procedures Manual
 11. MCO P5215.17_ The Marine Corps Technical Publications System
 12. N6283300014 Navy Electricity and Electronics Training Series (NEETS)
 13. SDS Safety Data Sheets
 14. SL 1-2/3 Index of Authorized Publications in Stock
 15. TI 4400-15/1_ Packaging, Handling, Storage, and Transportation of Electrostatic Discharge Sensitive Items
 16. TM 4700-15/1_ Ground Equipment Record Procedures
 17. TM 9406-15_ Grounding Procedures for Electromagnetic Interference Control and Safety
 18. TM 9999-15/1_ Electro-Static Discharge (ESD) Awareness
 19. TM 9999-15/2_ Electro-static Discharge (ESD) Management
 20. UM 4790-5 MIMMS AIS, Field Maintenance Procedures
-

28XX-MAIN-2027: Perform servicing, adjustment, and tuning on FORCEPRO electronics equipment

EVALUATION-CODED: NO

SUSTAINMENT INTERVAL: 12 months

MOS PERFORMING: 2831, 2834, 2841, 2847, 2862, 2887

GRADES: PVT, PFC, LCPL, CPL, SGT, SSGT, GYSGT

INITIAL TRAINING SETTING: MOJT

CONDITION: Given a mission requirement, equipment, and with the aid of references.

STANDARD: Adjusting equipment to achieve precise functioning in accordance with applicable technical references.

PERFORMANCE STEPS:

1. Induct equipment into maintenance, if required.
2. Determine applicable technical references.
3. Conduct initial inspection.

4. Adjust equipment performance.
5. Verify equipment performance.
6. Document maintenance actions.
7. Return equipment to owner, if required.

REFERENCES:

1. Applicable technical references
 2. DLA Customer Assistance Handbook
 3. FEDLOG Federal Logistic Data
 4. Maintenance Float Catalog
 5. MCBUL 3000 Marine Corps Automated Readiness Evaluation System (MARES) Equipment
 6. MCO 2410.2_ Electromagnetic Environmental Effects (E3) Control Program
 7. MCO 3000.11_ Ground Equipment Condition and Supply Materiel Readiness Reporting (MRR) Policy
 8. MCO 4400.16_ Uniform Material Movement and Issue Priority System (UMMIPS)
 9. MCO P4790.1_ Marine Corps Integrated Maintenance Management System (MIMMS) Introduction Manual
 10. MCO P4790.2_ MIMMS Field Procedures Manual
 11. MCO P5215.17_ The Marine Corps Technical Publications System
 12. N6283300014 Navy Electricity and Electronics Training Series (NEETS)
 13. SDS Safety Data Sheets
 14. SL 1-2/3 Index of Authorized Publications in Stock
 15. TI 4400-15/1_ Packaging, Handling, Storage, and Transportation of Electrostatic Discharge Sensitive Items
 16. TM 4700-15/1_ Ground Equipment Record Procedures
 17. TM 9406-15_ Grounding Procedures for Electromagnetic Interference Control and Safety
 18. TM 9999-15/1_ Electro-Static Discharge (ESD) Awareness
 19. TM 9999-15/2_ Electro-static Discharge (ESD) Management
 20. UM 4400-124 SASSY Using Unit Procedures
 21. UM 4790-5 MIMMS AIS, Field Maintenance Procedures
-

28XX-MAIN-2028: Perform repair on FORCEPRO electronics equipment

EVALUATION-CODED: NO

SUSTAINMENT INTERVAL: 12 months

MOS PERFORMING: 2831, 2834, 2841, 2847, 2862, 2887

GRADES: PVT, PFC, LCPL, CPL, SGT, SSGT, GYSGT

INITIAL TRAINING SETTING: MOJT

CONDITION: Given a mission requirement, equipment, and with the aid of references.

STANDARD: Returning equipment to serviceable condition in accordance with applicable technical references.

PERFORMANCE STEPS:

1. Induct equipment into maintenance, if required.
2. Determine applicable technical references.

3. Conduct initial inspection.
4. Research applicable technical information.
5. Diagnose fault.
6. Troubleshoot.
7. Isolate fault.
8. Determine maintenance actions required.
9. Requisition parts, if required.
10. Perform required maintenance actions.
11. Align, as required.
12. Apply MIs/TIs, as required.
13. Apply firmware/software upgrades, as required.
14. Document maintenance actions.
15. Conduct final inspection.
16. Return equipment to owner, if required.

REFERENCES:

1. Applicable technical references
 2. DLA Customer Assistance Handbook
 3. DOD-HDBK-263B Electrostatic Discharge Control Handbook for Protection of Electrical and Electronic Parts, Assemblies and Equipment
 4. DOD-STD-1686 Electrostatic Discharge Control
 5. FEDLOG Federal Logistic Data
 6. FMFRP 4-14 Field Grounding Procedures for Computers and Generators
 7. Maintenance Float Catalog
 8. MCBUL 3000 Marine Corps Automated Readiness Evaluation System (MARES) Equipment
 9. MCO 2410.2_ Electromagnetic Environmental Effects (E3) Control Program
 10. MCO 3000.11_ Ground Equipment Condition and Supply Materiel Readiness Reporting (MRR) Policy
 11. MCO 4400.16_ Uniform Material Movement and Issue Priority System (UMMIPS)
 12. MCO P4790.1_ Marine Corps Integrated Maintenance Management System (MIMMS) Introduction Manual
 13. MCO P4790.2_ MIMMS Field Procedures Manual
 14. MCO P5090.2_ Environmental Compliance and Protection Manual
 15. MCO P5215.17_ The Marine Corps Technical Publications System
 16. MIL-STD-1686B Electro-Static Discharge Control Program for Protection of Electrical and Electronic Parts
 17. MIL-STD-188-124A Military Standard for Grounding
 18. N6283300014 Navy Electricity and Electronics Training Series (NEETS)
 19. SDS Safety Data Sheets
 20. SL 1-2/3 Index of Authorized Publications in Stock
 21. TI 4400-15/1_ Packaging, Handling, Storage, and Transportation of Electrostatic Discharge Sensitive Items
 22. TM 4700-15/1_ Ground Equipment Record Procedures
 23. TM 5895-45/1_ Standard Maintenance Practices Miniature/Microminiature (2M) Electronic Assembly Repair Organizational/Intermediate/Depot Level
 24. TM 9406-15_ Grounding Procedures for Electromagnetic Interference Control and Safety
 25. TM 9999-15/1_ Electro-Static Discharge (ESD) Awareness
 26. TM 9999-15/2_ Electro-static Discharge (ESD) Management
 27. UM 4400-124 SASSY Using Unit Procedures
 28. UM 4790-5 MIMMS AIS, Field Maintenance Procedures
-

28XX-MAIN-2029: Perform modification on FORCEPRO electronics equipment

EVALUATION-CODED: NO

SUSTAINMENT INTERVAL: 12 months

MOS PERFORMING: 2831, 2834, 2841, 2847, 2862, 2887

GRADES: PVT, PFC, LCPL, CPL, SGT, SSGT, GYSGT

INITIAL TRAINING SETTING: MOJT

CONDITION: Given a mission requirement, equipment, and with the aid of references.

STANDARD: Improving equipment functioning, maintainability, reliability, or safety characteristics in accordance with applicable technical references.

PERFORMANCE STEPS:

1. Induct equipment into maintenance, if required.
2. Determine applicable technical references.
3. Conduct initial inspection.
4. Requisition parts, as required.
5. Apply modification (MI/TI/software/firmware upgrade).
6. Document modification.
7. Conduct final inspection.
8. Return equipment to owner, if required.

REFERENCES:

1. Applicable technical references
2. DLA Customer Assistance Handbook
3. DOD-HDBK-263B Electrostatic Discharge Control Handbook for Protection of Electrical and Electronic Parts, Assemblies and Equipment
4. DOD-STD-1686 Electrostatic Discharge Control
5. FEDLOG Federal Logistic Data
6. FMFRP 4-14 Field Grounding Procedures for Computers and Generators
7. Maintenance Float Catalog
8. MCBUL 3000 Marine Corps Automated Readiness Evaluation System (MARES) Equipment
9. MCO 2410.2_ Electromagnetic Environmental Effects (E3) Control Program
10. MCO 3000.11_ Ground Equipment Condition and Supply Materiel Readiness Reporting (MRR) Policy
11. MCO 4400.16_ Uniform Material Movement and Issue Priority System (UMMIPS)
12. MCO P4790.1_ Marine Corps Integrated Maintenance Management System (MIMMS) Introduction Manual
13. MCO P4790.2_ MIMMS Field Procedures Manual
14. MCO P5090.2_ Environmental Compliance and Protection Manual
15. MCO P5215.17_ The Marine Corps Technical Publications System
19. MIL-STD-1686B Electro-Static Discharge Control Program for Protection of Electrical and Electronic Parts
20. MIL-STD-188-124A Military Standard for Grounding
21. N6283300014 Navy Electricity and Electronics Training Series (NEETS)
22. SDS Safety Data Sheets
23. SL 1-2/3 Index of Authorized Publications in Stock
24. TI 4400-15/1_ Packaging, Handling, Storage, and Transportation of Electrostatic Discharge Sensitive Items

25. TM 4700-15/1_ Ground Equipment Record Procedures
 26. TM 5895-45/1_ Standard Maintenance Practices Miniature/Microminiature (2M) Electronic Assembly Repair Organizational/Intermediate/Depot Level
 27. TM 9406-15_ Grounding Procedures for Electromagnetic Interference Control and Safety
 28. TM 9999-15/1_ Electro-Static Discharge (ESD) Awareness
 29. TM 9999-15/2_ Electro-static Discharge (ESD) Management
 31. UM 4400-124 SASSY Using Unit Procedures
 32. UM 4790-5 MIMMS AIS, Field Maintenance Procedures
-

28XX-MAIN-2030: Perform recovery and evacuation on FORCEPRO electronics equipment

EVALUATION-CODED: NO

SUSTAINMENT INTERVAL: 12 months

MOS PERFORMING: 2831, 2834, 2841, 2847, 2862, 2887

GRADES: PVT, PFC, LCPL, CPL, SGT, SSGT, GYSGT

INITIAL TRAINING SETTING: MOJT

CONDITION: Given a mission, personnel, and equipment.

STANDARD: Retrieving or freeing immobile, inoperative, or abandoned materiel and/or moving materiel from one maintenance activity to another for repair or disposal in accordance with applicable technical references.

PERFORMANCE STEPS:

1. Induct equipment into maintenance, if required.
2. Determine applicable technical references.
3. Inspect equipment.
4. Return to service, if applicable.
5. Conduct disposition of unserviceable equipment, if applicable.
6. Evacuate materiel to higher maintenance activity, as required.
7. Document maintenance actions.
8. Return equipment to owner, if required.

REFERENCES:

1. Applicable technical references
2. DLA Customer Assistance Handbook
3. FEDLOG Federal Logistic Data
4. Maintenance Float Catalog
5. MCBUL 3000 Marine Corps Automated Readiness Evaluation System (MARES) Equipment
6. MCO 3000.11_ Ground Equipment Condition and Supply Materiel Readiness Reporting (MRR) Policy
7. MCO 4400.16_ Uniform Material Movement and Issue Priority System (UMMIPS)
8. MCO P4790.1_ Marine Corps Integrated Maintenance Management System (MIMMS) Introduction Manual
9. MCO P4790.2_ MIMMS Field Procedures Manual
10. MCO P5215.17_ The Marine Corps Technical Publications System
11. N6283300014 Navy Electronics and Electricity Training Series (NEETS)

12. SDS Safety Data Sheets
13. SL 1-2/3 Index of Authorized Publications in Stock
14. TM 4700-15/1_ Ground Equipment Record Procedures
15. UM 4400-124 SASSY Using Unit Procedures
16. UM 4790-5 MIMMS AIS, Field Maintenance Procedures

28XX-MAIN-2031: Perform inspection and classification on NS-E electronics items/components

EVALUATION-CODED: NO

SUSTAINMENT INTERVAL: 12 months

MOS PERFORMING: 2821, 2823, 2831, 2834, 2841, 2847, 2862, 2871, 2874, 2887

GRADES: PVT, PFC, LCPL, CPL, SGT, SSGT, GYSGT

INITIAL TRAINING SETTING: MOJT

CONDITION: Given a mission requirement, equipment, and with the aid of references.

STANDARD: Determining maintenance requirements and satisfactory maintenance performance, and assigning item to a maintenance category, in accordance with applicable technical references.

PERFORMANCE STEPS:

1. Induct equipment into maintenance, if required.
2. Determine applicable technical references.
3. Test item against established standards.
4. Verify application of all required MIs and TIs.
5. Verify currency of firmware/software version, if applicable.
6. Determine extent of maintenance required.
7. Assign item to a maintenance category, if required.
8. Confirm satisfactory performance of maintenance, if required.
9. Return to maintenance, if required.
10. Document maintenance actions.
11. Return equipment to owner, if required.

REFERENCES:

1. Applicable technical references
2. DLA Customer Assistance Handbook
3. FEDLOG Federal Logistic Data
4. Maintenance Float Catalog
5. MCBUL 3000 Marine Corps Automated Readiness Evaluation System (MARES) Equipment
6. MCO 2410.2_ Electromagnetic Environmental Effects (E3) Control Program
7. MCO 3000.11_ Ground Equipment Condition and Supply Materiel Readiness Reporting (MRR) Policy
8. MCO 4400.16_ Uniform Material Movement and Issue Priority System (UMMIPS)
9. MCO P4790.1_ Marine Corps Integrated Maintenance Management System (MIMMS) Introduction Manual
10. MCO P4790.2_ MIMMS Field Procedures Manual
11. N6283300014 Navy Electricity and Electronics Training Series (NEETS)

12. SDS Safety Data Sheets
 13. SL 1-2/3 Index of Authorized Publications in Stock
 14. TI 4400-15/1_ Packaging, Handling, Storage, and Transportation of Electrostatic Discharge Sensitive Items
 15. TM 4700-15/1_ Ground Equipment Record Procedures
 16. TM 9406-15_ Grounding Procedures for Electromagnetic Interference Control and Safety
 17. TM 9999-15/1_ Electro-Static Discharge (ESD) Awareness
 18. TM 9999-15/2_ Electro-static Discharge (ESD) Management
 19. UM 4400-124 SASSY Using Unit Procedures
 20. UM 4790-5 MIMMS AIS, Field Maintenance Procedures
-

28XX-MAIN-2032: Perform servicing, adjustment, and tuning on NS-E electronics items/components

EVALUATION-CODED: NO

SUSTAINMENT INTERVAL: 12 months

MOS PERFORMING: 2821, 2823, 2831, 2834, 2841, 2847, 2862, 2871, 2874, 2887

GRADES: PVT, PFC, LCPL, CPL, SGT, SSGT, GYSGT

INITIAL TRAINING SETTING: MOJT

CONDITION: Given a mission requirement, equipment, and with the aid of references.

STANDARD: Adjusting equipment to achieve precise functioning in accordance with applicable technical references.

PERFORMANCE STEPS:

1. Induct equipment into maintenance, if required.
2. Determine applicable technical references.
3. Conduct initial inspection.
4. Adjust equipment performance.
5. Verify equipment performance.
6. Document maintenance actions.
7. Return equipment to owner, if required.

REFERENCES:

1. Applicable technical references
2. DLA Customer Assistance Handbook
3. FEDLOG Federal Logistic Data
4. Maintenance Float Catalog
5. MCBUL 3000 Marine Corps Automated Readiness Evaluation System (MARES) Equipment
6. MCO 2410.2_ Electromagnetic Environmental Effects (E3) Control Program
7. MCO 3000.11_ Ground Equipment Condition and Supply Materiel Readiness Reporting (MRR) Policy
8. MCO 4400.16_ Uniform Material Movement and Issue Priority System (UMMIPS)
9. MCO P4790.1_ Marine Corps Integrated Maintenance Management System (MIMMS) Introduction Manual
10. MCO P4790.2_ MIMMS Field Procedures Manual

11. MCO P5215.17_ The Marine Corps Technical Publications System
 12. MSGID 141844Z Aug 12 (NS-E)
 13. N6283300014 Navy Electricity and Electronics Training Series (NEETS)
 14. SDS Safety Data Sheets
 15. SL 1-2/3 Index of Authorized Publications in Stock
 16. TI 4400-15/1_ Packaging, Handling, Storage, and Transportation of Electrostatic Discharge Sensitive Items
 17. TM 4700-15/1_ Ground Equipment Record Procedures
 18. TM 9406-15_ Grounding Procedures for Electromagnetic Interference Control and Safety
 19. TM 9999-15/1_ Electro-Static Discharge (ESD) Awareness
 20. TM 9999-15/2_ Electro-static Discharge (ESD) Management
 21. UM 4400-124 SASSY Using Unit Procedures
 22. UM 4790-5 MIMMS AIS, Field Maintenance Procedures
-

28XX-MAIN-2033: Perform repair on NS-E electronics items/components

EVALUATION-CODED: NO

SUSTAINMENT INTERVAL: 12 months

MOS PERFORMING: 2821, 2823, 2831, 2834, 2841, 2847, 2862, 2871, 2874, 2887

GRADES: PVT, PFC, LCPL, CPL, SGT, SSGT, GYSGT

INITIAL TRAINING SETTING: MOJT

CONDITION: Given a mission requirement, equipment, and with the aid of references.

STANDARD: Returning equipment to serviceable condition in accordance with applicable technical references.

PERFORMANCE STEPS:

1. Induct equipment into maintenance, if required.
2. Determine applicable technical references.
3. Conduct initial inspection.
4. Research applicable technical information.
5. Diagnose fault.
6. Troubleshoot.
7. Isolate fault.
8. Determine maintenance actions required.
9. Requisition parts, if required.
10. Perform required maintenance actions.
11. Align, as required.
12. Apply MIs/TIs, as required.
13. Apply firmware/software upgrades, as required.
14. Document maintenance actions.
15. Conduct final inspection.
16. Return equipment to owner, if required.

REFERENCES:

1. Applicable technical references
2. DLA Customer Assistance Handbook

3. DOD-HDBK-263B Electrostatic Discharge Control Handbook for Protection of Electrical and Electronic Parts, Assemblies and Equipment
4. DOD-STD-1686 Electrostatic Discharge Control
5. FEDLOG Federal Logistic Data
6. FMFRP 4-14 Field Grounding Procedures for Computers and Generators
7. Maintenance Float Catalog
8. MCBUL 3000 Marine Corps Automated Readiness Evaluation System (MARES) Equipment
9. MCO 2410.2_ Electromagnetic Environmental Effects (E3) Control Program
10. MCO 3000.11_ Ground Equipment Condition and Supply Materiel Readiness Reporting (MRR) Policy
11. MCO 4400.16_ Uniform Material Movement and Issue Priority System (UMMIPS)
12. MCO P4790.1_ Marine Corps Integrated Maintenance Management System (MIMMS) Introduction Manual
13. MCO P4790.2_ MIMMS Field Procedures Manual
14. MCO P5090.2_ Environmental Compliance and Protection Manual
15. MCO P5215.17_ The Marine Corps Technical Publications System
16. MIL-STD-1686B Electro-Static Discharge Control Program for Protection of Electrical and Electronic Parts
17. MIL-STD-188-124A Military Standard for Grounding
18. MSGID 141844Z Aug 12 (NS-E)
19. N6283300014 Navy Electricity and Electronics Training Series (NEETS)
20. SDS Safety Data Sheets
21. SL 1-2/3 Index of Authorized Publications in Stock
22. TI 4400-15/1_ Packaging, Handling, Storage, and Transportation of Electrostatic Discharge Sensitive Items
23. TM 4700-15/1_ Ground Equipment Record Procedures
24. TM 5895-45/1_ Standard Maintenance Practices Miniature/Microminiature (2M) Electronic Assembly Repair Organizational/Intermediate/Depot Level
25. TM 9406-15_ Grounding Procedures for Electromagnetic Interference Control and Safety
26. TM 9999-15/1_ Electro-Static Discharge (ESD) Awareness
27. TM 9999-15/2_ Electro-static Discharge (ESD) Management
28. UM 4400-124 SASSY Using Unit Procedures
29. UM 4790-5 MIMMS AIS, Field Maintenance Procedures

28XX-MAIN-2034: Perform modification on NS-E electronics items/components

EVALUATION-CODED: NO

SUSTAINMENT INTERVAL: 12 months

MOS PERFORMING: 2821, 2823, 2831, 2834, 2841, 2847, 2862, 2871, 2874, 2887

GRADES: PVT, PFC, LCPL, CPL, SGT, SSGT, GYSGT

INITIAL TRAINING SETTING: MOJT

CONDITION: Given a mission requirement, equipment, and with the aid of references.

STANDARD: Improving equipment functioning, maintainability, reliability, or safety characteristics in accordance with applicable technical references.

PERFORMANCE STEPS:

1. Induct equipment into maintenance, if required.
2. Determine applicable technical references.
3. Conduct initial inspection.
4. Requisition parts, as required.
5. Apply modification (MI/TI/software/firmware upgrade).
6. Document modification.
7. Conduct final inspection.
8. Return equipment to owner, if required.

REFERENCES:

1. Applicable technical references
2. DLA Customer Assistance Handbook
3. DOD-HDBK-263B Electrostatic Discharge Control Handbook for Protection of Electrical and Electronic Parts, Assemblies and Equipment
4. DOD-STD-1686 Electrostatic Discharge Control
5. FEDLOG Federal Logistic Data
6. FMFRP 4-14 Field Grounding Procedures for Computers and Generators
7. Maintenance Float Catalog
8. MCBUL 3000 Marine Corps Automated Readiness Evaluation System (MARES) Equipment
9. MCO 2410.2_ Electromagnetic Environmental Effects (E3) Control Program
10. MCO 3000.11_ Ground Equipment Condition and Supply Materiel Readiness Reporting (MRR) Policy
11. MCO 4400.16_ Uniform Material Movement and Issue Priority System (UMMIPS)
12. MCO P4790.1_ Marine Corps Integrated Maintenance Management System (MIMMS) Introduction Manual
13. MCO P4790.2_ MIMMS Field Procedures Manual
14. MCO P5090.2_ Environmental Compliance and Protection Manual
15. MCO P5215.17_ The Marine Corps Technical Publications System
16. MIL-STD-1686B Electro-Static Discharge Control Program for Protection of Electrical and Electronic Parts
17. MIL-STD-188-124A Military Standard for Grounding
18. MSGID 141844Z Aug 12 (NS-E)
19. N6283300014 Navy Electricity and Electronics Training Series (NEETS)
20. SDS Safety Data Sheets
21. SL 1-2/3 Index of Authorized Publications in Stock
22. TI 4400-15/1_ Packaging, Handling, Storage, and Transportation of Electrostatic Discharge Sensitive Items
23. TM 4700-15/1_ Ground Equipment Record Procedures
24. TM 5895-45/1_ Standard Maintenance Practices Miniature/Microminiature (2M) Electronic Assembly Repair Organizational/Intermediate/Depot Level
25. TM 9406-15_ Grounding Procedures for Electromagnetic Interference Control and Safety
26. TM 9999-15/1_ Electro-Static Discharge (ESD) Awareness
27. TM 9999-15/2_ Electro-static Discharge (ESD) Management
28. UM 4400-124 SASSY Using Unit Procedures
29. UM 4790-5 MIMMS AIS, Field Maintenance Procedures

28XX-MAIN-2035: Perform recovery and evacuation on NS-E electronics items/components

EVALUATION-CODED: NO

SUSTAINMENT INTERVAL: 12 months

MOS PERFORMING: 2821, 2823, 2831, 2834, 2841, 2847, 2862, 2871, 2874, 2887

GRADES: PVT, PFC, LCPL, CPL, SGT, SSGT, GYSGT

INITIAL TRAINING SETTING: MOJT

CONDITION: Given a mission, personnel, and equipment.

STANDARD: Retrieving or freeing immobile, inoperative, or abandoned materiel and/or moving materiel from one maintenance activity to another for repair or disposal in accordance with applicable technical references.

PERFORMANCE STEPS:

1. Induct equipment into maintenance, if required.
2. Determine applicable technical references.
3. Inspect equipment.
4. Return to service, if applicable.
5. Conduct disposition of unserviceable equipment, if applicable.
6. Evacuate materiel to higher maintenance activity, as required.
7. Document maintenance actions.
8. Return equipment to owner, if required.

REFERENCES:

1. Applicable technical references
2. DLA Customer Assistance Handbook
3. FEDLOG Federal Logistic Data
4. Maintenance Float Catalog
5. MCBUL 3000 Marine Corps Automated Readiness Evaluation System (MARES) Equipment
6. MCO 3000.11_ Ground Equipment Condition and Supply Materiel Readiness Reporting (MRR) Policy
7. MCO 4400.16_ Uniform Material Movement and Issue Priority System (UMMIPS)
8. MCO P4790.1_ Marine Corps Integrated Maintenance Management System (MIMMS) Introduction Manual
9. MCO P4790.2_ MIMMS Field Procedures Manual
10. MCO P5215.17_ The Marine Corps Technical Publications System
11. MSGID 141844Z Aug 12 (NS-E)
12. N6283300014 Navy Electronics and Electricity Training Series (NEETS)
13. SDS Safety Data Sheets
14. SL 1-2/3 Index of Authorized Publications in Stock
15. TM 4700-15/1_ Ground Equipment Record Procedures
16. UM 4400-124 SASSY Using Unit Procedures
17. UM 4790-5 MIMMS AIS, Field Maintenance Procedures

28XX-MAIN-2036: Supervise maintenance actions

EVALUATION-CODED: NO

SUSTAINMENT INTERVAL: 12 months

MOS PERFORMING: 2823, 2834, 2862, 2874, 2887

GRADES: SGT, SSGT, GYSGT

INITIAL TRAINING SETTING: MOJT

CONDITION: With the aid of references, equipment and maintenance personnel.

STANDARD: Ensuring that proper maintenance actions are performed in accordance with applicable technical references.

PERFORMANCE STEPS:

1. Determine applicable technical references, as required.
2. Supervise ground electronics maintenance personnel.
3. Evaluate ground electronics maintenance personnel.
4. Identify ground electronics maintenance personnel training deficiencies, as required.
5. Manage maintenance resources.
6. Analyze maintenance reporting data.
7. Maintain reports and records.
8. Document maintenance actions, as required.
9. Requisition parts, as required.

REFERENCES:

1. Applicable technical references
2. DLA Customer Assistance Handbook
3. DoDI 4151.18 Maintenance of Military Material
4. FEDLOG Federal Logistic Data
5. Maintenance Float Catalog
6. MCBUL 3000 Marine Corps Automated Readiness Evaluation System (MARES) Equipment
7. MCO 1200.17_ Military Occupational Specialty Manual (MOS Manual)
8. MCO 3000.11_ Ground Equipment Condition and Supply Materiel Readiness Reporting (MRR) Policy
9. MCO 4105.2_ Marine Corps Warranty Program
10. MCO 4400.16_ Uniform Material Movement and Issue Priority System (UMMIPS)
11. MCO P4400.150_ Consumer Level Supply Policy Manual
12. MCO P4790.1_ Marine Corps Integrated Maintenance Management System (MIMMS) Introduction Manual
13. MCO P4790.2_ MIMMS Field Procedures Manual
14. MCO P5215.17_ The Marine Corps Technical Publications System
15. MMSOP Maintenance Management Standing Operating Procedures
16. N6283300014 Navy Electronics and Electricity Training Series (NEETS)
17. SDS Safety Data Sheets
18. SL 1-2/3 Index of Authorized Publications in Stock
19. TM 4700-15/1_ Ground Equipment Record Procedures
20. UM 4400-124 SASSY Using Unit Procedures
21. UM 4790-5 MIMMS AIS, Field Maintenance Procedures
22. Unit SOP Unit's Standing Operating Procedures

28XX-MAIN-2037: Provide assistance in complex maintenance tasks

EVALUATION-CODED: NO

SUSTAINMENT INTERVAL: 12 months

DESCRIPTION: Mid-level and senior level maintenance leaders combine experience and advanced training in resolving complex maintenance tasks that are beyond the abilities of entry-level ground electronics maintainers. Complex maintenance tasks include multiple and/or intermittent faults requiring advanced troubleshooting knowledge and skills, the ability to analyze and perform maintenance on unfamiliar equipment, and the ability to analyze equipment in order to identify potential engineering defects and solutions.

MOS PERFORMING: 2823, 2834, 2862, 2874, 2887, 2891

GRADES: SGT, SSGT, GYSGT, MSGT, MGYSGT

INITIAL TRAINING SETTING: FORMAL

CONDITION: Given a mission, personnel, and equipment.

STANDARD: Performing required maintenance actions in accordance with applicable technical references.

PERFORMANCE STEPS:

1. Determine applicable technical references.
2. Diagnose faults.
3. Troubleshoot, as required.
4. Isolate faults, as required.
5. Adjust maintenance procedures, as required.
6. Advise ground electronics maintainers, as required.
7. Perform maintenance actions, as required.
8. Determine electronics engineering solutions, as required.

REFERENCES:

1. Applicable technical references
2. N6283300014 Navy Electricity and Electronics Training Series (NEETS)
3. SL 1-2/3 Index of Authorized Publications in Stock

28XX-OPS-2001: Prepare organic equipment for embarkation

EVALUATION-CODED: NO

SUSTAINMENT INTERVAL: 12 months

MOS PERFORMING: 2821, 2823, 2831, 2834, 2841, 2847, 2862, 2871, 2874, 2887

GRADES: PVT, PFC, LCPL, CPL, SGT, SSGT

INITIAL TRAINING SETTING: MOJT

CONDITION: With the aid of references, equipment, a mission and personnel.

STANDARD: Maintaining the units' ability to rapidly deploy in accordance with MCRP 4-11.3G.

PERFORMANCE STEPS:

1. Ensure SL-3 completeness of maintenance/maintenance support equipment.

2. Determine requirements for embarkation materials.
3. Ensure completion of tactical marking of maintenance/maintenance support equipment.
4. Prepare embarkation documents (packing and embark lists, EDL, etc.).
5. Ensure completion of weather/waterproofing of maintenance/maintenance support equipment.
6. Determine special lifting/handling requirements for maintenance/maintenance support equipment.
7. Determine special security requirements for maintenance/maintenance support equipment and COMSEC materials.
8. Determine hazardous material movement requirements.

REFERENCES:

1. Applicable technical references
2. CMR Consolidated Memorandum Receipt
3. MCO 4000.51_ Automatic Identification Technology (AIT)
4. MCO 4631.10_ Operational Support Airlift Management
5. MCO P4030.19_ Preparing Hazardous Materials for Military Air Shipments
6. MCRP 4-11.3G Unit Embarkation Handbook
7. MMSOP Maintenance Management Standing Operating Procedures
8. MPS Load Plan
9. SL 1-2/3 Index of Authorized Publications in Stock
10. T/O&E Table of Organization and Equipment
11. Unit SOP Unit's Standing Operating Procedures

SUPPORT REQUIREMENTS:

MATERIAL: Distance Learning Products Available:

1. MCI 045C, The Logistics/Embarkation Specialist
2. MCI 047D, Introduction to Amphibious Embarkation

28XX-OPS-2002: Supervise the deployment of a ground electronics maintenance activity

EVALUATION-CODED: NO

SUSTAINMENT INTERVAL: 12 months

MOS PERFORMING: 2802, 2805 2862, 2874, 2891

GRADES: SGT, SSGT, GYSGT, MSGT, MGYSGT, WO, CWO2, CWO3, CWO4, CAPT, MAJ

INITIAL TRAINING SETTING: MOJT

CONDITION: With the aid of references, equipment, a mission and personnel.

STANDARD: Fulfilling mission requirements, ensuring safety of personnel, and in accordance with MCO P4790.1_ MIMMS Introduction Manual.

PERFORMANCE STEPS:

1. Conduct pre-deployment inspection of personnel and equipment.
2. Verify execution of load plans.
3. Verify special material handling and transportation.
4. Verify availability of logistics support items.

5. Verify repair parts and equipment requirements are met.
6. Provide recommendations on site selection.
7. Provide recommendations on organization of maintenance area.
8. Provide recommendations on organization for maintenance.
9. Provide recommendations on shop layout.
10. Adjust plan, as required.

REFERENCES:

1. Applicable technical references
2. CNSS 4000 Communication Security (COMSEC) Maintenance and Maintenance Training
3. Contracted Logistics Support (CLS) Statement of Requirements/Objectives/Work (SOR/SOO/SOW)
4. Contracting Officer's Representative (COR) Duties & Responsibilities Guidebook(s)
5. DLA Customer Assistance Handbook
6. DoDD 8570.01M Information Assurance Workforce Improvement Program Incorporating Change 2
7. DoDI 4151.18 Maintenance of Military Material
8. DoDI 8523.01 Communication Security
9. EKMS-1 (series) EKMS Policy and Procedures for Navy EKMS Tiers 2 & 3
10. EKMS-5A Cryptographic Equipment Information/Guidance Manual
11. MCBUL 3000 Marine Corps Automated Readiness Evaluation System (MARES) Equipment
12. MCO 1200.17_ Military Occupational Specialty Manual (MOS Manual)
13. MCO 2281.1_ Electronic Key Management System (EKMS) Policy
14. MCO 2410.2_ Electromagnetic Environmental Effects (E3) Control Program
15. MCO 3000.11_ Ground Equipment Condition and Supply Materiel Readiness Reporting (MRR) Policy
16. MCO 3504.1_ Marine Corps Lessons Learned Program (MCCLP) and the Marine Corps Center for Lessons Learned (MCCLL)
17. MCO 4081.2_ Marine Corps Performance Based Logistics (PBL)
18. MCO 4105.2_ Marine Corps Warranty Program
19. MCO 4200.33_ Contractor Logistics Support (CLS) for Ground Equipment, Weapon Systems, Munitions, and Information Systems
20. MCO 4400.16_ Uniform Material Movement and Issue Priority System (UMMIPS)
21. MCO 4733.1_ Marine Corps Test, Measurement, and Diagnostic Equipment (TMDE) Calibration and Maintenance Program (CAMP)
22. MCO P4400.150_ Consumer Level Supply Policy Manual
23. MCO P4400.82_ Regulated/Controlled Item Management Manual
24. MCO P4790.1_ Marine Corps Integrated Maintenance Management System (MIMMS) Introduction Manual
25. MCO P4790.2_ MIMMS Field Procedures Manual
26. MCO P5215.17_ The Marine Corps Technical Publications System
27. MCRP 4-11.3G Unit Embarkation Handbook
28. MCWP 3-40.3 MAGTF Communications System
29. MCWP 4-11.4 Maintenance Operations
30. MCWP 5-1 Marine Corps Planning Process (MCP)
31. MMSOP Maintenance Management Standing Operating Procedures
32. MPS Load Plan
33. NSTISSI 4000 COMSEC Maintenance and Maintenance Training Policy (NSA)
34. OpOrd Operational Order
35. SECNAVINST 5510.30_ Information and Personnel Security Program
36. SECNAVINST 5510.36_ Dept of the Navy Information and Personnel Security

Program Regulations

37. SL 1-2/3 Index of Authorized Publications in Stock
38. T/O&E Table of Organization and Equipment
39. TI 4400-15/1_ Packaging, Handling, Storage, and Transportation of Electrostatic Discharge Sensitive Items
40. TI 4733 Series Calibration and TMDE Requirements and Programs
41. TI 5820-25/22_ Electromagnetic Environmental Effects (E3) Procedures for Installation of Communication Equipment on Marine Corps Platforms
42. TM 10209-10/1_ Use and Care of Hand Tools and Measuring Tools
43. TM 10510-OD/1_ General Purpose Test Measurement and Diagnostic Equipment (TMDE) Listing (Including Ancillary Support Items & Tool Kits)
44. TM 2000-15/1_ Brief Description of U.S. Marine Corps Communication-Electronic Equipment
45. TM 2000-OD/2_ Principal Technical Characteristics of U.S. Marine Corps Communication-Electronics Equipment
46. TM 4700-15/1_ Ground Equipment Record Procedures
47. TM 4795-OR/1_ Organizational Corrosion Prevention and Control Procedures for USMC Ground Combat Equipment
48. TM 4795-34/2_ Corrosion Prevention and Control, Rustproofing and Underbody Coating Procedures for Tactical Vehicles, Trailers, and Engineering Equipment
49. TM 5410-14/1_ Intermediate Maintenance Instructions, Electronics Maintenance Complex
50. TM 5411-14&P/2 Marine Corps Expeditionary Shelter System (MCESS)(Small Shelter Family) 10-Foot Rigid General Purpose Shelter Operation and Maintenance Instructions with Repair Parts List
51. TM 5411-14/1_ Marine Corps Expeditionary Shelter System (MCESS)(Small Shelter Family) Operation and Maintenance Instructions
52. TM 5895-45/1_ Standard Maintenance Practices Miniature/Microminiature (2M) Electronic Assembly Repair Organizational/Intermediate/Depot Level
53. TM 9406-15_ Grounding Procedures for Electromagnetic Interference Control and Safety
54. TM 9999-15/1_ Electro-Static Discharge (ESD) Awareness
55. TM 9999-15/2_ Electro-static Discharge (ESD) Management
56. UM 4400-124 SASSY Using Unit Procedures
57. UM 4400-60 Materiel Returns Program
58. UM 4790-5 MIMMS AIS, Field Maintenance Procedures
59. UM PLMS User's Manual, Publication Library Management System

28XX-PERS-2001: Train ground electronics maintainers in ground electronics maintenance

EVALUATION-CODED: NO

SUSTAINMENT INTERVAL: 12 months

DESCRIPTION: Ground electronics maintenance leaders in the operating forces are required to provide sustainment and core plus skills progression training to ground electronics maintainers in the performance of field level maintenance on ground electronics equipment. Performance of this task requires advanced understanding of electronics theory beyond that mastered in the entry level training as well as that expected to be gained through MOJT and informal learning. This event does not cover formal school instruction missions.

MOS PERFORMING: 2823, 2834, 2862, 2874, 2887

GRADES: SGT, SSGT, GYSGT

INITIAL TRAINING SETTING: FORMAL

CONDITION: Given a mission, personnel, and equipment.

STANDARD: Providing skills progression and sustaining individual and collective proficiency in accordance with MCRP 3-0B How to Conduct Training.

PERFORMANCE STEPS:

1. Analyze ground electronics maintenance performance requirements.
2. Evaluate ground electronics maintenance performance mastery.
3. Assess ground electronics maintenance performance deficiencies.
4. Design instructional framework.
5. Develop instructional material.
6. Implement training.
7. Evaluate efficiency/effectiveness of training.
8. Implement training improvements.

REFERENCES:

1. Applicable technical references
 2. MCO 1200.17_ Military Occupational Specialty Manual (MOS Manual)
 3. MCRP 3-0B How to Conduct Training
 4. NAVMC 1553.1_ Systems Approach to Training (SAT) Users Guide
 5. NAVMC 3500.6_ Ground Electronics Maintenance Training and Readiness Manual
 6. N6283300014 Navy Electricity and Electronics Training Series (NEETS)
 7. SAT Manual Systems Approach to Training Manual
 8. SL 1-2/3 Index of Authorized Publications in Stock
-

28XX-PERS-2002: Manage training for ground electronics maintenance personnel

EVALUATION-CODED: NO

SUSTAINMENT INTERVAL: 12 months

MOS PERFORMING: 2802, 2805, 2823, 2834, 2862, 2874, 2887, 2891

GRADES: SSGT, GYSGT, MSGT, MGYSGT, WO, CW02, CW03, CW04, CW05, CAPT, MAJ, LTCOL

INITIAL TRAINING SETTING: MOJT

CONDITION: With the aid of references, equipment, personnel, training records, commander's guidance and the unit's training plan.

STANDARD: Sustaining individual and unit proficiency and ability to perform wartime missions in accordance with MCO 1553.3_ Unit Training Management (UTM) Program.

PERFORMANCE STEPS:

1. Determine training requirements.
2. Establish training priorities.

3. Develop training plan.
4. Supervise required training.
5. Evaluate effectiveness of training.
6. Document training.

REFERENCES:

1. MCO 1200.17_ Military Occupational Specialty Manual (MOS Manual)
 2. MCO 1553.3_ Unit Training Management (UTM) Program
 3. MCO 1560.25_ Marine Corps Lifelong Learning Program
 4. MCO P3500.72_ Marine Corps Ground Training and Readiness (T&R) Program
 5. MCO P4790.2_ MIMMS Field Procedures Manual
 6. MCRP 3-0A Unit Training Management Guide
 7. MCRP 3-0B How to Conduct Training
 8. MCWP 3-40.3 MAGTF Communications System
 9. MMSOP Maintenance Management Standing Operating Procedures
 10. MOS Roadmap Military Occupational Specialty (MOS) Roadmaps
 11. NAVMC 3500.6_ Ground Electronics Maintenance Training and Readiness Manual
 12. TECOMO 1500.1 Military Occupational Specialty Roadmaps
 13. TEEP Training, Exercise and Evaluation Plan
 14. Unit Training Plan Unit Training Plan
-

28XX-PROG-2001: Manage Class IX consumable inventory

EVALUATION-CODED: NO

SUSTAINMENT INTERVAL: 12 months

DESCRIPTION: Ground electronics maintenance shops manage a variety of class IX consumable inventory within the shop, including PEB, layettes, broken unit of issue (BUI), etc.

MOS PERFORMING: 2821, 2823, 2831, 2834, 2841, 2847, 2862, 2871, 2874, 2887

GRADES: CPL, SGT, SSGT

INITIAL TRAINING SETTING: MOJT

CONDITION: With the aid of references, equipment, the commander's authorization and the unit's SOP.

STANDARD: Ensuring continuous availability and 100% accounting of high usage, fast-moving items in accordance with MCO P4400.150, paragraph 5018.

PERFORMANCE STEPS:

1. Determine Class IX consumable requirements.
2. Maintain accountability of inventory.
3. Issue parts.
4. Conduct periodic inventories.
5. Establish re-order points, as required.
6. Requisition replacement parts, as required.
7. Conduct reconciliation, as required.

REFERENCES:

1. Applicable technical references

2. DLA Customer Assistance Handbook
 3. FEDLOG Federal Logistic Data
 4. Maintenance Float Catalog
 5. MCBUL 3000 Marine Corps Automated Readiness Evaluation System (MARES) Equipment
 6. MCO 4400.16_ Uniform Material Movement and Issue Priority System (UMMIPS)
 7. MCO P4400.150_ Consumer Level Supply Policy Manual
 8. MCO P4790.2_ MIMMS Field Procedures Manual
 9. MCO P5215.17_ The Marine Corps Technical Publications System
 10. MMSOP Maintenance Management Standing Operating Procedures
 11. TM 4700-15/1_ Ground Equipment Record Procedures
 12. UM 4400-124 SASSY Using Unit Procedures
 13. UM 4790-5 MIMMS AIS, Field Maintenance Procedures
 14. Unit SOP Unit's Standing Operating Procedures
-

28XX-PROG-2002: Manage locally held secondary reparable

EVALUATION-CODED: NO

SUSTAINMENT INTERVAL: 12 months

DESCRIPTION: Ground electronics maintenance shops often manage locally held secondary reparable as part of a "float block."

MOS PERFORMING: 2821, 2823, 2831, 2834, 2841, 2847, 2862, 2871, 2874, 2887

GRADES: CPL, SGT, SSGT

INITIAL TRAINING SETTING: MOJT

CONDITION: With the aid of references, the commander's authorization and the unit's SOP.

STANDARD: Ensuring availability and 100% accurate accounting of reparable in accordance with MCO P4400.150, paragraph 5018.

PERFORMANCE STEPS:

1. Determine Class IX secondary reparable requirements.
2. Maintain accountability of inventory.
3. Issue parts.
4. Conduct periodic inventories.
5. Establish re-order points, as required.
6. Requisition replacement parts, as required.
7. Conduct reconciliation, as required.

REFERENCES:

1. Applicable technical references
2. DLA Customer Assistance Handbook
3. FEDLOG Federal Logistic Data
4. Maintenance Float Catalog
5. MCBUL 3000 Marine Corps Automated Readiness Evaluation System (MARES) Equipment
6. MCO 4400.16_ Uniform Material Movement and Issue Priority System (UMMIPS)
7. MCO P4400.150_ Consumer Level Supply Policy Manual

8. MCO P4790.2_ MIMMS Field Procedures Manual
9. MCO P5215.17_ The Marine Corps Technical Publications System
10. MMSOP Maintenance Management Standing Operating Procedures
11. TM 4700-15/1_ Ground Equipment Record Procedures
12. UM 4400-123 FMF SASSY Management Unit Procedures
13. UM 4400-124 SASSY Using Unit Procedures
14. UM 4790-5 MIMMS AIS, Field Maintenance Procedures

28XX-PROG-2003: Supervise utilization of external maintenance support programs

EVALUATION-CODED: NO

SUSTAINMENT INTERVAL: 12 months

MOS PERFORMING: 2802, 2805, 2823, 2834, 2862, 2874, 2887, 2891

GRADES: SSGT, GYSGT, MSGT, MGYSGT, WO, CW02, CW03, CW04, CW05, CAPT, MAJ, LTCOL

INITIAL TRAINING SETTING: MOJT

CONDITION: With the aid of references, Commander's guidance, a mission statement and program reports.

STANDARD: Ensuring that maintenance programs are initiated and managed per MCO P4790.2_ MIMMS Field Procedures Manual.

PERFORMANCE STEPS:

1. Identify requirement for utilization of external maintenance support programs.
2. Determine equipment eligibility.
3. Supervise preparation of equipment.
4. Coordinate utilization of external maintenance support programs.
5. Monitor equipment in external maintenance support programs, as required.
6. Coordinate return of equipment from external maintenance support programs, as required.
7. Supervise disposition of external maintenance support program usage, as required.

REFERENCES:

1. Contracted Logistics Support (CLS) Statement of Requirements/Objectives/Work (SOR/SOO/SOW)
2. Contracting Officer's Representative (COR) Duties & Responsibilities Guidebook(s)
3. DLA Customer Assistance Handbook
4. DoDD 8570.01M Information Assurance Workforce Improvement Program Incorporating Change 2
5. DoDI 8523.01 Communication Security
6. Maintenance Float Catalog
7. MCBUL 3000 Marine Corps Automated Readiness Evaluation System (MARES) Equipment
8. MCO 2410.2_ Electromagnetic Environmental Effects (E3) Control Program
9. MCO 3000.11_ Ground Equipment Condition and Supply Materiel Readiness

- Reporting (MRR) Policy
10. MCO 4000.51_ Automatic Identification Technology (AIT)
 11. MCO 4000.57_ Marine Corps Total Life Cycle Management (TLCM) of Ground Weapons Equipment and Material
 12. MCO 4000.58_ Marine Corps Logistics Command
 13. MCO 4081.2_ Marine Corps Performance Based Logistics (PBL)
 14. MCO 4105.2_ Marine Corps Warranty Program
 15. MCO 4200.33_ Contractor Logistics Support (CLS) for Ground Equipment, Weapon Systems, Munitions, and Information Systems
 16. MCO 4400.113_ Defense Logistics Agency Maintenance Instructions or Technical Maintenance Standards
 17. MCO 4400.16_ Uniform Material Movement and Issue Priority System (UMMIPS)
 18. MCO 4733.1_ Marine Corps Test, Measurement, and Diagnostic Equipment (TMDE) Calibration and Maintenance Program (CAMP)
 19. MCO P4400.150_ Consumer Level Supply Policy Manual
 20. MCO P4400.151_ Intermediate-Level Supply Management Policy Manual
 21. MCO P4400.160_ Field Supply and Maintenance Analysis Office Program (FSMAO)
 22. MCO P4400.82_ Regulated/Controlled Item Management Manual
 23. MCO P4790.1_ Marine Corps Integrated Maintenance Management System (MIMMS) Introduction Manual
 24. MCO P4790.2_ MIMMS Field Procedures Manual
 25. MCWP 4-11.4 Maintenance Operations
 26. MMSOP Maintenance Management Standing Operating Procedures
 27. NSTISSI 4000 COMSEC Maintenance and Maintenance Training Policy (NSA)
 28. TI-4733-35/23_ Navy and Marine Corps Calibration Laboratory Audit/Certification Manual
 29. TM 10793A-OD/1_ Module Test & Repair Tracking System (Marines)User's Guide
 30. TM 4700-15/1_ Ground Equipment Record Procedures
 31. TM 4795-OR/1_ Organizational Corrosion Prevention and Control Procedures for USMC Ground Combat Equipment
 32. TM 4795-34/2_ Corrosion Prevention and Control, Rustproofing and Underbody Coating Procedures for Tactical Vehicles, Trailers, and Engineering Equipment
 33. TM 5895-45/1_ Standard Maintenance Practices Miniature/Microminiature (2M) Electronic Assembly Repair Organizational/Intermediate/Depot Level
 34. UM 4400-124 SASSY Using Unit Procedures
 35. UM 4400-60 Materiel Returns Program
-

28XX-PUBS-2001: Administer publication control program

EVALUATION-CODED: NO

SUSTAINMENT INTERVAL: 12 months

MOS PERFORMING: 2821, 2831, 2834, 2841, 2847, 2862, 2871, 2874, 2887

GRADES: LCPL, CPL, SGT

INITIAL TRAINING SETTING: MOJT

CONDITION: With the aid of references, a consolidated memorandum receipt (CMR), PLMS, publications, SL 1-2/3, a Table of Equipment (T/E) and the unit's SOP.

STANDARD: Establishing and maintaining a publications library in accordance with MCO P4790.2_ MIMMS Field Procedures Manual.

PERFORMANCE STEPS:

1. Determine required publications.
2. Record publications on hand.
3. Requisition required publications, as required.
4. Inventory publications.
5. Incorporate changes, as required.
6. Dispose of publications, as required.
7. Update records.

REFERENCES:

1. Applicable technical references
2. MCBUL 5600 Marine Corps Doctrinal Publication Status
3. MCO 5215.1_ Marine Corps Directives Management Program
4. MCO 5215.16_ Interservicing of Technical Manuals and Related Technology
5. MCO P4790.2_ MIMMS Field Procedures Manual
6. MCO P5215.17_ The Marine Corps Technical Publications System
7. MMSOP Maintenance Management Standing Operating Procedures
8. NAVMC 2761 Catalog of Publications
9. PLMS V3 UG Publication Library Management System Version 3 Users Guide
10. SL 1-2/3 Index of Authorized Publications in Stock
11. T/O&E Table of Organization and Equipment
12. TM 4700-15/1_ Ground Equipment Record Procedures
13. UM PLMS User's Manual, Publication Library Management System
14. Unit SOP Unit's Standing Operating Procedures

SUPPORT REQUIREMENTS:

MATERIAL: Distance Learning Product Available: MCI 0416A, The Marine Corps Publications and Directives System

28XX-RPTS-2001: Administer tool control program

EVALUATION-CODED: NO

SUSTAINMENT INTERVAL: 12 months

MOS PERFORMING: 2821, 2831, 2834, 2841, 2847, 2862, 2871, 2874, 2887

GRADES: LCPL, CPL, SGT

INITIAL TRAINING SETTING: MOJT

CONDITION: With the aid of references, designated tool kits, tool sets, chests, and equipment.

STANDARD: Maintaining accountability and control of all tool kits, chests, sets and organic equipment in accordance with MCO P4790.2_ MIMMS Field Procedures Manual, Appendix D.

PERFORMANCE STEPS:

1. Identify all assigned tool sets, kits, chests and equipment.

2. Maintain special tools, as required.
3. Issue tool sets, chests, kits and equipment.
4. Enforce inventory interval.
5. Maintain records.
6. Verify inventories.
7. Requisition replacements, as required.
8. Ensure security of all tool sets, chests, kits and organic equipment.

REFERENCES:

1. Applicable technical references
 2. CMR Consolidated Memorandum Receipt
 3. DLA Customer Assistance Handbook
 4. FEDLOG Federal Logistic Data
 5. MCBUL 3000 Marine Corps Automated Readiness Evaluation System (MARES) Equipment
 6. MCO 4400.16_ Uniform Material Movement and Issue Priority System (UMMIPS)
 7. MCO 4733.1_ Marine Corps Test, Measurement, and Diagnostic Equipment (TMDE) Calibration and Maintenance Program (CAMP)
 8. MCO P4400.150_ Consumer Level Supply Policy Manual
 9. MCO P4790.2_ MIMMS Field Procedures Manual
 10. MCO P5215.17_ The Marine Corps Technical Publications System
 11. MMSOP Maintenance Management Standing Operating Procedures
 12. SL 1-2/3 Index of Authorized Publications in Stock
 13. T/O&E Table of Organization and Equipment
 14. TM 10209-10/1_ Use and Care of Hand Tools and Measuring Tools
 15. TM 10510-OD/1_ General Purpose Test Measurement and Diagnostic Equipment (TMDE) Listing (Including Ancillary Support Items & Tool Kits)
 16. TM 4700-15/1_ Ground Equipment Record Procedures
 17. UM 4400-124 SASSY Using Unit Procedures
 18. UM 4790-5 MIMMS AIS, Field Maintenance Procedures
-

28XX-RPTS-2002: Administer calibration control program

EVALUATION-CODED: NO

SUSTAINMENT INTERVAL: 12 months

MOS PERFORMING: 2821, 2831, 2834, 2841, 2847, 2862, 2871, 2874, 2887

GRADES: LCPL, CPL, SGT

INITIAL TRAINING SETTING: MOJT

CONDITION: With the aid of references and equipment.

STANDARD: Ensuring effective use of calibration laboratory resources and availability of calibrated TMDE in accordance with MCO P4790.2_ MIMMS Field Procedures Manual.

PERFORMANCE STEPS:

1. Identify equipment requiring calibration.
2. Prepare calibration control records, as required.
3. Determine calibration control category.
4. Schedule items for calibration.

5. Submit equipment for calibration, as required.
6. Reconcile equipment in calibration, as required.
7. Receive equipment from calibration, as required.
8. Update calibration control records, as required.

REFERENCES:

1. Applicable technical references
2. CMR Consolidated Memorandum Receipt
3. FEDLOG Federal Logistic Data
4. MCO 4733.1_ Marine Corps Test, Measurement, and Diagnostic Equipment (TMDE) Calibration and Maintenance Program (CAMP)
5. MCO P4790.2_ MIMMS Field Procedures Manual
6. MMSOP Maintenance Management Standing Operating Procedures
7. SL 1-2/3 Index of Authorized Publications in Stock
8. T/O&E Table of Organization and Equipment
9. TI 4733-15/13 Metrology Requirements List (METRL)
10. TI 4733-15/6_ Test Measurement and Diagnostic Equipment (TMDE) Calibration and Maintenance Support
11. TM 10209-10/1_ Use and Care of Hand Tools and Measuring Tools
12. TM 10510-OD/1_ General Purpose Test Measurement and Diagnostic Equipment (TMDE) Listing (Including Ancillary Support Items & Tool Kits)
13. TM 4700-15/1_ Ground Equipment Record Procedures
14. UM 4790-5 MIMMS AIS, Field Maintenance Procedures
15. Unit SOP Unit's Standing Operating Procedures

28XX-RPTS-2003: Administer modification control program

EVALUATION-CODED: NO

SUSTAINMENT INTERVAL: 12 months

MOS PERFORMING: 2821, 2831, 2834, 2841, 2847, 2862, 2871, 2874, 2887

GRADES: LCPL, CPL, SGT

INITIAL TRAINING SETTING: MOJT

CONDITION: With the aid of references, equipment, modification control forms and modification instructions.

STANDARD: Ensuring the application and recording of all modifications for the unit's equipment, in accordance with MCO P4790.2_ MIMMS Field Procedures Manual, paragraph 3004.

PERFORMANCE STEPS:

1. Review modification instructions.
2. Identify equipment requiring modification.
3. Induct equipment into the maintenance cycle, as required.
4. Requisition modification materials, as required.
5. Ensure application of modifications, as required.
6. Update modification control records, as required.

REFERENCES:

1. Applicable technical references

2. CMR Consolidated Memorandum Receipt
 3. DLA Customer Assistance Handbook
 4. EKMS-1 (series) EKMS Policy and Procedures for Navy EKMS Tiers 2 & 3
 5. EKMS-5A Cryptographic Equipment Information/Guidance Manual
 6. FEDLOG Federal Logistic Data
 7. Maintenance Float Catalog
 8. MCBUL 3000 Marine Corps Automated Readiness Evaluation System (MARES) Equipment
 9. MCO 4400.16_ Uniform Material Movement and Issue Priority System (UMMIPS)
 10. MCO P4790.2_ MIMMS Field Procedures Manual
 11. MCO P5215.17_ The Marine Corps Technical Publications System
 12. SL 1-2/3 Index of Authorized Publications in Stock
 13. T/O&E Table of Organization and Equipment
 14. TM 4700-15/1_ Ground Equipment Record Procedures
 15. UM 4400-124 SASSY Using Unit Procedures
 16. UM 4790-5 MIMMS AIS, Field Maintenance Procedures
-

28XX-SVC-2001: Supervise maintenance services support

EVALUATION-CODED: NO

SUSTAINMENT INTERVAL: 12 months

DESCRIPTION: A services section performs functions in support of equipment maintenance; for example, welding, battery shop, inspection, and quality control. In small shops or shops not requiring all of these services, the functions of the services section may be performed by one individual or assigned to other sections. The inspection and quality control functions are required in all shops. This function may be performed by one individual, several individuals, or a team. Refer to MCO P4790.2_ MIMMS Field Procedures Manual.

MOS PERFORMING: 2823, 2834, 2862, 2874, 2887, 2891

GRADES: SGT, SSGT, GYSGT, MSGT, MGYSGT

INITIAL TRAINING SETTING: MOJT

CONDITION: With the aid of references, equipment, personnel and tools.

STANDARD: Ensuring effective performance of functions in support of equipment maintenance in accordance with MCO P4790.2_ MIMMS Field Procedures Manual, Chapters 1, 2, and 3.

PERFORMANCE STEPS:

1. Determine resource requirements.
2. Analyze capabilities.
3. Enforce maintenance management programs.
4. Report maintenance program performance, as required.

REFERENCES:

1. Applicable technical references
2. CMR Consolidated Memorandum Receipt
3. MCO 3000.11_ Ground Equipment Condition and Supply Materiel Readiness

Reporting (MRR) Policy

4. MCO 3500.27_ Operational Risk Management (ORM)
 5. MCO 4400.16_ Uniform Material Movement and Issue Priority System (UMMIPS)
 6. MCO 4790.18_ Corrosion Prevention and Control (CPAC) Program
 7. MCO 4855.10_ Product Quality Deficiency Report (PQDR)
 8. MCO 5040.6_ Marine Corps Readiness Inspections and Assessments
 9. MCO P4400.150_ Consumer Level Supply Policy Manual
 10. MCO P4400.160_ Field Supply and Maintenance Analysis Office Program (FSMAO)
 11. MCO P4400.82_ Regulated/Controlled Item Management Manual
 12. MCO P4790.1_ Marine Corps Integrated Maintenance Management System (MIMMS) Introduction Manual
 13. MCO P4790.2_ MIMMS Field Procedures Manual
 14. MCO P5215.17_ The Marine Corps Technical Publications System
 15. PLMS V3 UG Publication Library Management System Version 3 Users Guide
 16. SL 1-2/3 Index of Authorized Publications in Stock
 17. TI 4400-15/1_ Packaging, Handling, Storage, and Transportation of Electrostatic Discharge Sensitive Items
 18. TI 5820-25/22_ Electromagnetic Environmental Effects (E3) Procedures for Installation of Communication Equipment on Marine Corps Platforms
 19. TM 10209-10/1_ Use and Care of Hand Tools and Measuring Tools
 20. TM 10510-OD/1_ General Purpose Test Measurement and Diagnostic Equipment (TMDE) Listing (Including Ancillary Support Items & Tool Kits)
 21. TM 2000-15/1_ Brief Description of U.S. Marine Corps Communication-Electronic Equipment
 22. TM 2000-OD/2_ Principal Technical Characteristics of U.S. Marine Corps Communication-Electronics Equipment
 23. TM 4700-15/1_ Ground Equipment Record Procedures
 24. TM 4795-OR/1_ Organizational Corrosion Prevention and Control Procedures for USMC Ground Combat Equipment
 25. TM 5411-14&P/2 Marine Corps Expeditionary Shelter System (MCESS)(Small Shelter Family) 10-Foot Rigid General Purpose Shelter Operation and Maintenance Instructions with Repair Parts List
 26. TM 5411-14/1_ Marine Corps Expeditionary Shelter System (MCESS)(Small Shelter Family) Operation and Maintenance Instructions
 27. TM 9406-15_ Grounding Procedures for Electromagnetic Interference Control and Safety
 28. TM 9999-15/1_ Electro-Static Discharge (ESD) Awareness
 29. TM 9999-15/2_ Electro-static Discharge (ESD) Management
 30. UM 4400-124 SASSY Using Unit Procedures
 31. UM 4400-60 Materiel Returns Program
 32. UM 4790-5 MIMMS AIS, Field Maintenance Procedures
-

2800 T&R MANUAL

CHAPTER 5

MOS 2802 INDIVIDUAL EVENTS

This chapter remains as a placeholder for future use. The 2802, Ground Electronics Maintenance Officer, military occupational specialty (MOS) is a career progression MOS for a 2805, Data/Communications Maintenance Officer. Career progression and experience of the Marine that holds this MOS will execute the individual task of a 2805 (Chapter 6) with an increased level of responsibility that is expected of the rank; advising, managing, planning, directing, and supervising the employment of all ground electronic maintenance resources. The Marine will manage all maintenance requirements associated to his/her rank and shop/unit in accordance with the 2800 individual training events (Chapter 4.) The experience of the 2802, like the 2805 and 2891, is leveraged to evaluate and make recommendations to higher headquarters or supporting agencies on changes needed for future maintenance resources, processes, and capabilities. Additionally, the 2802 also provides advice, coordination, and recommendations to adjacent non-ground electronics programs (i.e., Motor Transportation, Ground Ordnance Maintenance, Engineer, etc.) with regard to associated ground electronic maintenance planning and support. The responsibility of the grade to which this officer is appointed is governed by the guidelines per Title 10 of the United States Code.

2800 T&R MANUAL

CHAPTER 6

MOS 2805 INDIVIDUAL EVENTS

	<u>PARAGRAPH</u>	<u>PAGE</u>
PURPOSE	6000	6-2
EVENT CODING.	6001	6-2
INDEX OF INDIVIDUAL EVENTS.	6002	6-2
2000-LEVEL EVENTS	6003	6-3

2800 T&R MANUAL

CHAPTER 6

MOS 2805 INDIVIDUAL EVENTS

6000. PURPOSE. This chapter details the individual events that pertain to Data/Communications Maintenance Officers and Electronics Maintenance Officers (Ground). Each individual event provides an event title, along with the conditions events will be performed under, and the standard to which the event must be performed to be successful.

6001. EVENT CODING. Events in this T&R Manual are depicted with an up to 12-character, 3-field alphanumeric system, i.e. XXXX-XXXX-XXXX. This chapter utilizes the following methodology

a. Field one. This field represents the community. This chapter contains the following community codes:

<u>Code</u>	<u>Description</u>
2805	Data/Communications Maintenance Officer

b. Field two. This field represents the functional/duty area. This chapter contains the following functional/duty areas:

<u>Code</u>	<u>Description</u>
ADMN	Maintenance Administration Support
OPS	Operations
SUPP	Supply Support

c. Field three. This field provides the level at which the event is accomplished and numerical sequencing of events. This chapter contains the following event levels:

<u>Code</u>	<u>Description</u>
2000	Core Plus Skills

6002. INDEX OF INDIVIDUAL EVENTS

EVENT CODE	EVENT	PAGE
2000-LEVEL		
2805-ADMN-2001	Direct ground electronics maintenance	6-3
2805-OPS-2001	Direct the deployment of a ground electronics maintenance activity	6-4
2805-SUPP-2001	Prepare a budget	6-6

Also refer to Chapter 4 for 28XX individual training events for which 2805 Data/Communications Maintenance Officers are responsible.

6003. 2000-LEVEL EVENTS

2805-ADMN-2001: Direct ground electronics maintenance

EVALUATION-CODED: NO

SUSTAINMENT INTERVAL: 12 months

MOS PERFORMING: 2802, 2805

GRADES: WO, CWO2, CWO3, CWO4, CWO5, CAPT, MAJ, LTCOL

INITIAL TRAINING SETTING: FORMAL

CONDITION: With the aid of references, a maintenance unit, maintenance resources and a mission.

STANDARD: Ensuring the effective use of maintenance resources in accordance with MCO P4790.2_ MIMMS Field Procedures Manual.

PERFORMANCE STEPS:

1. Provide technical advice to the Commander on commodity maintenance functions.
2. Direct maintenance/commodity operations.
3. Establish shop procedures.
4. Establish shop programs.
5. Conduct periodic equipment inspections.
6. Coordinate multi-commodity maintenance efforts.
7. Coordinate the use of maintenance resources.
8. Coordinate supply support.
9. Analyze maintenance information.
10. Establish quality control program.
11. Assign responsibility for maintenance related programs.

PREREQUISITE EVENTS:

28XX-ADMN-2003 28XX-PROG-2001

REFERENCES:

1. Applicable technical references
2. CMR Consolidated Memorandum Receipt
3. Contracted Logistics Support (CLS) Statement of Requirements/Objectives/Work (SOR/SOO/SOW)
4. DLA Customer Assistance Handbook
5. DoDD 8570.01M Information Assurance Workforce Improvement Program Incorporating Change 2
6. DoDI 4151.18 Maintenance of Military Material
7. DoDI 8523.01 Communication Security
8. EKMS-1 (series) EKMS Policy and Procedures for Navy EKMS Tiers 2 & 3
9. EKMS-5A Cryptographic Equipment Information/Guidance Manual
10. MCBUL 3000 Marine Corps Automated Readiness Evaluation System (MARES) Equipment
11. MCO 1200.17_ Military Occupational Specialty Manual (MOS Manual)
12. MCO 2281.1_ Electronic Key Management System (EKMS) Policy
13. MCO 2410.2_ Electromagnetic Environmental Effects (E3) Control Program
14. MCO 3000.11_ Ground Equipment Condition and Supply Materiel Readiness

Reporting (MRR) Policy

15. MCO 4105.2_ Marine Corps Warranty Program
16. MCO 4200.33_ Contractor Logistics Support (CLS) for Ground Equipment, Weapon Systems, Munitions, and Information Systems
17. MCO 4400.16_ Uniform Material Movement and Issue Priority System (UMMIPS)
18. MCO 4733.1_ Marine Corps Test, Measurement, and Diagnostic Equipment (TMDE) Calibration and Maintenance Program (CAMP)
19. MCO 5311.1_ Total Force Structure Process (TFSP)
20. MCO P4400.150_ Consumer Level Supply Policy Manual
21. MCO P4400.151_ Intermediate-Level Supply Management Policy Manual
22. MCO P4400.160_ Field Supply and Maintenance Analysis Office Program (FSMAO)
23. MCO P4400.82_ Regulated/Controlled Item Management Manual
24. MCO P4790.1_ Marine Corps Integrated Maintenance Management System (MIMMS) Introduction Manual
25. MCO P4790.2_ MIMMS Field Procedures Manual
26. MCWP 3-40.3 MAGTF Communications System
27. MCWP 4-11.4 Maintenance Operations
28. MCWP 5-1 Marine Corps Planning Process (MCP)
29. MMSOP Maintenance Management Standing Operating Procedures
30. NSTISSI 4000 COMSEC Maintenance and Maintenance Training Policy (NSA)
31. OpOrd Operational Order
32. T/O&E Table of Organization and Equipment
33. TI 4733 Series Calibration and TMDE Requirements and Programs
34. TM 10510-OD/1_ General Purpose Test Measurement and Diagnostic Equipment (TMDE) Listing (Including Ancillary Support Items & Tool Kits)
35. TM 2000-15/1_ Brief Description of U.S. Marine Corps Communication-Electronic Equipment
36. TM 2000-OD/2_ Principal Technical Characteristics of U.S. Marine Corps Communication-Electronics Equipment
37. UM 4400-124 SASSY Using Unit Procedures
38. UM 4400-125 FMF SASSY Accounting Manual (VOL IV) Maintenance Float Procedures
39. UM 4400-60 Materiel Returns Program
40. UM 4790-5 MIMMS AIS, Field Maintenance Procedures
41. Unit SOP Unit's Standing Operating Procedures

2805-C2-2001: Plan ground electronics maintenance operations

EVALUATION-CODED: NO

SUSTAINMENT INTERVAL: 12 months

MOS PERFORMING: 2802, 2805

GRADES: WO, CWO2, CWO3, CWO4, CAPT, MAJ

INITIAL TRAINING SETTING: FORMAL

CONDITION: With the aid of references, equipment, a mission and personnel.

STANDARD: Integrating with general maintenance/logistics operations and supported unit operations, and fulfilling requirements in accordance with MCO P4790.2_ MIMMS Field Procedures Manual.

PERFORMANCE STEPS:

1. Determine requirements.
2. Provide estimates of supportability.
3. Develop courses of action.
4. Develop orders.
5. Conduct transition.

REFERENCES:

1. CNSS 4000 Communication Security (COMSEC) Maintenance and Maintenance Training
 2. Contracted Logistics Support (CLS) Statement of Requirements/Objectives/Work (SOR/SOO/SOW)
 3. Contracting Officer's Representative (COR) Duties & Responsibilities Guidebook(s)
 4. DLA Customer Assistance Handbook
 5. DoDI 4151.18 Maintenance of Military Material
 6. DoDI 8523.01 Communication Security
 7. EKMS-1 (series) EKMS Policy and Procedures for Navy EKMS Tiers 2 & 3
 8. EKMS-5A Cryptographic Equipment Information/Guidance Manual
 9. MCBUL 3000 Marine Corps Automated Readiness Evaluation System (MARES) Equipment
 10. MCO 1200.17_ Military Occupational Specialty Manual (MOS Manual)
 11. MCO 2281.1_ Electronic Key Management System (EKMS) Policy
 12. MCO 3000.11_ Ground Equipment Condition and Supply Materiel Readiness Reporting (MRR) Policy
 13. MCO 3504.1_ Marine Corps Lessons Learned Program (MCCLP) and the Marine Corps Center for Lessons Learned (MCCLL)
 14. MCO 4081.2_ Marine Corps Performance Based Logistics (PBL)
 15. MCO 4105.2_ Marine Corps Warranty Program
 16. MCO 4200.33_ Contractor Logistics Support (CLS) for Ground Equipment, Weapon Systems, Munitions, and Information Systems
 17. MCO 4400.16_ Uniform Material Movement and Issue Priority System (UMMIPS)
 18. MCO 4733.1_ Marine Corps Test, Measurement, and Diagnostic Equipment (TMDE) Calibration and Maintenance Program (CAMP)
 19. MCO P4400.150_ Consumer Level Supply Policy Manual
 20. MCO P4400.151_ Intermediate-Level Supply Management Policy Manual
 21. MCO P4400.82_ Regulated/Controlled Item Management Manual
 22. MCO P4790.1_ Marine Corps Integrated Maintenance Management System (MIMMS) Introduction Manual
 23. MCO P4790.2_ MIMMS Field Procedures Manual
 24. MCWP 4-11.4 Maintenance Operations
 25. MCWP 5-1 Marine Corps Planning Process (MCPP)
 26. MMSOP Maintenance Management Standing Operating Procedures
 27. MPS Load Plan
 28. NSTISSI 4000 COMSEC Maintenance and Maintenance Training Policy (NSA)
 29. T/O&E Table of Organization and Equipment
 30. TI 4733 Series Calibration and TMDE Requirements and Programs
 31. TM 2000-15/1_ Brief Description of U.S. Marine Corps Communication-Electronic Equipment
 32. TM 2000-OD/2_ Principal Technical Characteristics of U.S. Marine Corps Communication-Electronics Equipment
 33. UM 4400-124 SASSY Using Unit Procedures
 34. UM 4400-60 Materiel Returns Program
 35. UM 4790-5 MIMMS AIS, Field Maintenance Procedures
-

2805-SUPP-2001: Prepare a budget

EVALUATION-CODED: NO

SUSTAINMENT INTERVAL: 12 months

MOS PERFORMING: 2802, 2805

GRADES: WO, CWO2, CWO3, CWO4, CWO5, CAPT, MAJ, LTCOL

INITIAL TRAINING SETTING: FORMAL

CONDITION: With the aid of references, commander's guidance, maintenance contracts and personnel training requirements.

STANDARD: Supporting forecast requirements and in accordance with MCO P7100.8_ Field Budget Guidance Manual.

PERFORMANCE STEPS:

1. Review mission.
2. Determine operational and maintenance requirements.
3. Review historical data.
4. Identify new project requirements.
5. Determine funding category.
6. Review maintenance contracts.
7. Determine costs for training personnel.
8. Review existing funds available.
9. Determine installation/construction dates for new projects.
10. Develop cost estimates for projects, maintenance and training.
11. Develop/plan a budget.
12. Submit budget.

REFERENCES:

1. CMR Consolidated Memorandum Receipt
 2. MAL Unit Mechanized Allowance List (MAL)
 3. MCO P7100.8_ Field Budget Guidance Manual
 4. OpOrd Operational Order
 5. POM_ Program Objective Memorandum (POM)
 6. TEEP Training, Exercise and Evaluation Plan
-

2800 T&R MANUAL

CHAPTER 7

MOS 2821 INDIVIDUAL EVENTS

	<u>PARAGRAPH</u>	<u>PAGE</u>
PURPOSE	7000	7-2
EVENT CODING.	7001	7-2
INDEX OF INDIVIDUAL EVENTS.	7002	7-2
1000-LEVEL EVENTS	7003	7-3
2000-LEVEL EVENTS	7004	7-5

2800 T&R MANUAL

CHAPTER 7

MOS 2821 INDIVIDUAL EVENTS

7000. PURPOSE. This chapter details the individual events that pertain to Technical Controllers and Technical Control Chiefs. Each individual event provides an event title, along with the conditions events will be performed under, and the standard to which the event must be performed to be successful.

7001. EVENT CODING. Events in this T&R Manual are depicted with an up to 12-character, 3-field alphanumeric system, i.e. XXXX-XXXX-XXXX. This chapter utilizes the following methodology

a. Field one. This field represents the community. This chapter contains the following community codes:

<u>Code</u>	<u>Description</u>
2821	Technical Controller

b. Field two. This field represents the functional/duty area. This chapter contains the following functional/duty areas:

<u>Code</u>	<u>Description</u>
MAIN	Maintenance
OPS	Operations
PLAN	Planning

c. Field three. This field provides the level at which the event is accomplished and numerical sequencing of events. This chapter contains the following event levels:

<u>Code</u>	<u>Description</u>
1000	Core Skills
2000	Core Plus Skills

7002. INDEX OF INDIVIDUAL EVENTS

EVENT CODE	EVENT	PAGE
1000-LEVEL		
2821-MAIN-1001	Perform repair on maintenance code "O" TECHCON equipment	7-3
2821-OPS-1001	Conduct circuit/link restoration	7-4
2000-LEVEL		
2821-C2-2001	Provide technical data for a regimental level communications plan	7-5

2821-MAIN-2001	Perform inspection and classification on maintenance code "O" TECHCON equipment	7-6
2821-MAIN-2002	Perform servicing, adjustment, and tuning on Maintenance code "O" TECHCON equipment	7-7
2821-MAIN-2003	Perform modification on maintenance code "O" TECHCON equipment	7-8
2821-MAIN-2004	Perform recovery and evacuation on maintenance code "O" TECHCON equipment	7-9

Also refer to Chapter 4 for 28XX individual training events for which 2821 Technical Controllers are responsible.

7003. 1000-LEVEL EVENTS

2821-MAIN-1001: Perform repair on maintenance code "O" TECHCON equipment

EVALUATION-CODED: NO

SUSTAINMENT INTERVAL: 12 months

MOS PERFORMING: 2821, 2823

GRADES: PVT, PFC, LCPL, CPL, SGT, SSGT, GYSGT

INITIAL TRAINING SETTING: FORMAL

CONDITION: Given a mission requirement, equipment, and with the aid of references.

STANDARD: Returning equipment to serviceable condition in accordance with applicable technical references.

PERFORMANCE STEPS:

1. Induct equipment into maintenance, if required.
2. Determine applicable technical references.
3. Conduct initial inspection.
4. Research applicable technical information.
5. Diagnose fault.
6. Troubleshoot.
7. Isolate fault.
8. Confirm satisfactory performance of maintenance, if required.
9. Return to maintenance, if required.
10. Document maintenance actions.
11. Return equipment to owner, if required.

REFERENCES:

1. Applicable technical references
2. DLA Customer Assistance Handbook
3. FEDLOG Federal Logistic Data
4. Maintenance Float Catalog
5. MCBUL 3000 Marine Corps Automated Readiness Evaluation System (MARES) Equipment
6. MCO 2410.2_ Electromagnetic Environmental Effects (E3) Control Program

7. MCO 3000.11_ Ground Equipment Condition and Supply Materiel Readiness Reporting (MRR) Policy
8. MCO 4400.16_ Uniform Material Movement and Issue Priority System (UMMIPS)
9. MCO P4790.1_ Marine Corps Integrated Maintenance Management System (MIMMS) Introduction Manual
10. MCO P4790.2_ MIMMS Field Procedures Manual
11. MCO P5215.17_ The Marine Corps Technical Publications System
12. N6283300014 Navy Electricity and Electronics Training Series (NEETS)
13. SDS Safety Data Sheets
14. SL 1-2/3 Index of Authorized Publications in Stock
15. TI 4400-15/1_ Packaging, Handling, Storage, and Transportation of Electrostatic Discharge Sensitive Items
16. TM 4700-15/1_ Ground Equipment Record Procedures
17. TM 9406-15_ Grounding Procedures for Electromagnetic Interference Control and Safety
18. TM 9999-15/1_ Electro-Static Discharge (ESD) Awareness
19. TM 9999-15/2_ Electro-static Discharge (ESD) Management
20. UM 4400-124 SASSY Using Unit Procedures
21. UM 4790-5 MIMMS AIS, Field Maintenance Procedures

2821-OPS-1001: Conduct circuit/link restoration

EVALUATION-CODED: NO

SUSTAINMENT INTERVAL: 12 months

MOS PERFORMING: 2821, 2823

GRADES: PVT, PFC, LCPL, CPL, SGT

INITIAL TRAINING SETTING: FORMAL

CONDITION: With the aid of references, a circuit/link outage, a communications network, TMDE, and tools.

STANDARD: Re-establishing a communications capability as outlined in Annex K of the operations order.

PERFORMANCE STEPS:

1. Determine operational status of terminal devices.
2. Report circuit/link outage.
3. Coordinate restoration priorities.
4. Diagnose faults.
5. Troubleshoot.
6. Isolate faults.
7. Determine restoration actions required.
8. Perform required restoration actions.
9. Condition circuits, as required.
10. Document circuit/link actions.
11. Report restoration actions.

REFERENCES:

1. Applicable technical references
2. CJCSM 6231 (Series) Manual for Employing Joint Tactical Communications

3. Cut Sheets Programming Cut Sheets
4. FM 24-16 Communication-Electronic Operations Orders, Records and Reports
5. MCWP 3-40.3 MAGTF Communications System
6. OpOrd Operational Order
7. SL 1-2/3 Index of Authorized Publications in Stock
8. TM 10664A-CD Operator and Organizational Maintenance of Digital Technical Control Facility
9. TM 10812A-10/1 Getting Started Guide for OneTouch Series II Network Assistant
10. TM 10812A-10/2 User's Manual for OneTouch Series II Network Assistant
11. TM 10986A-15/1 Technical Manual for OptiView Integrated Network Analyzer
12. TM 10986B-OI/1 Getting Started Guide for OptiView Series II Integrated Network Analyzer
13. TM 10986B-OI/2 Help Guide for OptiView Series II Integrated Network Analyzer
14. TM 11366A-OD/1 Getting Started Guide for Network Analyzer (MODEL ES-700)

SUPPORT REQUIREMENTS:

EQUIPMENT: Support Equipment:

1. Oscilloscope
 2. Analog Test Set
 3. Cable Tester
 4. Data Communication Analyzer
 5. Digital Multimeter
 6. Break-out Box
 7. Associated Tools
 8. Associated Communications Equipment
 9. Loop back plugs
-

7004. 2000-LEVEL EVENTS

2821-C2-2001: Provide technical data for a regimental level communications plan

EVALUATION-CODED: NO

SUSTAINMENT INTERVAL: 12 months

GRADES: CPL, SGT

INITIAL TRAINING SETTING: MOJT

CONDITION: With the aid of references, equipment, and a mission.

STANDARD: Identifying information exchange requirements and supportability, and prioritizing communications support in accordance with MCWP 3-40.3 MAGTF Communications System.

PERFORMANCE STEPS:

1. Assess communications systems capability.
2. Identify equipment shortfalls.
3. Coordinate with elements associated with communications control.

4. Verify circuit and link priority.
5. Prepare associated TECHCON documents.

REFERENCES:

1. Applicable technical references
2. CJCSM 6231 (Series) Manual for Employing Joint Tactical Communications
3. FM 11-55 Mobile Subscriber Equipment (MSE) Operations
4. MCWP 3-40.3 MAGTF Communications System
5. Operations Order Annex K
6. SL 1-2/3 Index of Authorized Publications in Stock

2821-MAIN-2001: Perform inspection and classification on maintenance code "O" TECHCON equipment

EVALUATION-CODED: NO

SUSTAINMENT INTERVAL: 12 months

MOS PERFORMING: 2821, 2823

GRADES: PVT, PFC, LCPL, CPL, SGT, SSGT, GYSGT

INITIAL TRAINING SETTING: MOJT

CONDITION: Given a mission requirement, equipment, and with the aid of references.

STANDARD: Determining maintenance requirements and satisfactory maintenance performance, and assigning item to a maintenance category, in accordance with applicable technical references.

PERFORMANCE STEPS:

1. Induct equipment into maintenance, if required.
2. Determine applicable technical references.
3. Test item against established standards.
4. Verify application of all required MIs and TIs.
5. Verify currency of firmware/software version, if applicable.
6. Determine extent of maintenance required.
7. Assign item to a maintenance category, if required.
8. Confirm satisfactory performance of maintenance, if required.
9. Return to maintenance, if required.
10. Document maintenance actions.
11. Return equipment to owner, if required.

REFERENCES:

1. Applicable technical references
2. DLA Customer Assistance Handbook
3. FEDLOG Federal Logistic Data
4. Maintenance Float Catalog
5. MCBUL 3000 Marine Corps Automated Readiness Evaluation System (MARES) Equipment
6. MCO 2410.2_ Electromagnetic Environmental Effects (E3) Control Program
7. MCO 3000.11_ Ground Equipment Condition and Supply Materiel Readiness Reporting (MRR) Policy

8. MCO 4400.16_ Uniform Material Movement and Issue Priority System (UMMIPS)
 9. MCO P4790.1_ Marine Corps Integrated Maintenance Management System (MIMMS) Introduction Manual
 10. MCO P4790.2_ MIMMS Field Procedures Manual
 11. MCO P5215.17_ The Marine Corps Technical Publications System
 12. N6283300014 Navy Electricity and Electronics Training Series (NEETS)
 13. SDS Safety Data Sheets
 14. SL 1-2/3 Index of Authorized Publications in Stock
 15. TI 4400-15/1_ Packaging, Handling, Storage, and Transportation of Electrostatic Discharge Sensitive Items
 16. TM 4700-15/1_ Ground Equipment Record Procedures
 17. TM 9406-15_ Grounding Procedures for Electromagnetic Interference Control and Safety
 18. TM 9999-15/1_ Electro-Static Discharge (ESD) Awareness
 19. TM 9999-15/2_ Electro-static Discharge (ESD) Management
 20. UM 4400-124 SASSY Using Unit Procedures
 21. UM 4790-5 MIMMS AIS, Field Maintenance Procedures
-

2821-MAIN-2002: Perform servicing, adjustment, and tuning on Maintenance code "O" TECHCON equipment

EVALUATION-CODED: NO

SUSTAINMENT INTERVAL: 12 months

MOS PERFORMING: 2821, 2823

GRADES: PVT, PFC, LCPL, CPL, SGT, SSGT, GYSGT

INITIAL TRAINING SETTING: MOJT

CONDITION: Given a mission requirement, equipment, and with the aid of references.

STANDARD: Adjusting equipment to achieve precise functioning in accordance with applicable technical references.

PERFORMANCE STEPS:

1. Induct equipment into maintenance, if required.
2. Determine applicable technical references.
3. Conduct initial inspection.
4. Adjust equipment performance.
5. Verify equipment performance.
6. Document maintenance actions.
7. Return equipment to owner, if required.

REFERENCES:

1. Applicable technical references
2. DLA Customer Assistance Handbook
3. FEDLOG Federal Logistic Data
4. Maintenance Float Catalog
5. MCBUL 3000 Marine Corps Automated Readiness Evaluation System (MARES) Equipment
6. MCO 2410.2_ Electromagnetic Environmental Effects (E3) Control Program

7. MCO 3000.11_ Ground Equipment Condition and Supply Materiel Readiness Reporting (MRR) Policy
8. MCO 4400.16_ Uniform Material Movement and Issue Priority System (UMMIPS)
9. MCO P4790.1_ Marine Corps Integrated Maintenance Management System (MIMMS) Introduction Manual
10. MCO P4790.2_ MIMMS Field Procedures Manual
11. MCO P5215.17_ The Marine Corps Technical Publications System
12. N6283300014 Navy Electricity and Electronics Training Series (NEETS)
13. SDS Safety Data Sheets
14. SL 1-2/3 Index of Authorized Publications in Stock
15. TI 4400-15/1_ Packaging, Handling, Storage, and Transportation of Electrostatic Discharge Sensitive Items
16. TM 4700-15/1_ Ground Equipment Record Procedures
17. TM 9406-15_ Grounding Procedures for Electromagnetic Interference Control and Safety
18. TM 9999-15/1_ Electro-Static Discharge (ESD) Awareness
19. TM 9999-15/2_ Electro-static Discharge (ESD) Management
20. UM 4400-124 SASSY Using Unit Procedures
21. UM 4790-5 MIMMS AIS, Field Maintenance Procedures

2821-MAIN-2003: Perform modification on maintenance code "O" TECHCON equipment

EVALUATION-CODED: NO

SUSTAINMENT INTERVAL: 12 months

MOS PERFORMING: 2821, 2823

GRADES: PVT, PFC, LCPL, CPL, SGT, SSGT, GYSGT

INITIAL TRAINING SETTING: MOJT

CONDITION: Given a mission requirement, equipment, and with the aid of references.

STANDARD: Improving equipment functioning, maintainability, reliability, or safety characteristics in accordance with applicable technical references.

PERFORMANCE STEPS:

1. Induct equipment into maintenance, if required.
2. Determine applicable technical references.
3. Conduct initial inspection.
4. Requisition parts, as required.
5. Apply modification (MI/TI/software/firmware upgrade).
6. Document modification.
7. Conduct final inspection.
8. Return equipment to owner, if required.

REFERENCES:

1. Applicable technical references
2. DLA Customer Assistance Handbook
3. DOD-HDBK-263B Electrostatic Discharge Control Handbook for Protection of Electrical and Electronic Parts, Assemblies and Equipment

4. DOD-STD-1686 Electrostatic Discharge Control
5. FEDLOG Federal Logistic Data
6. FMFRP 4-14 Field Grounding Procedures for Computers and Generators
7. Maintenance Float Catalog
8. MCBUL 3000 Marine Corps Automated Readiness Evaluation System (MARES) Equipment
9. MCO 2410.2_ Electromagnetic Environmental Effects (E3) Control Program
10. MCO 3000.11_ Ground Equipment Condition and Supply Materiel Readiness Reporting (MRR) Policy
11. MCO 4400.16_ Uniform Material Movement and Issue Priority System (UMMIPS)
12. MCO P4790.1_ Marine Corps Integrated Maintenance Management System (MIMMS) Introduction Manual
13. MCO P4790.2_ MIMMS Field Procedures Manual
14. MCO P5090.2_ Environmental Compliance and Protection Manual
15. MCO P5215.17_ The Marine Corps Technical Publications System
16. MIL-STD-1686B Electro-Static Discharge Control Program for Protection of Electrical and Electronic Parts
17. MIL-STD-188-124A Military Standard for Grounding
18. N6283300014 Navy Electricity and Electronics Training Series (NEETS)
19. SDS Safety Data Sheets
20. SL 1-2/3 Index of Authorized Publications in Stock
21. TI 4400-15/1_ Packaging, Handling, Storage, and Transportation of Electrostatic Discharge Sensitive Items
22. TM 4700-15/1_ Ground Equipment Record Procedures
23. TM 5895-45/1_ Standard Maintenance Practices Miniature/Microminiature (2M) Electronic Assembly Repair Organizational/Intermediate/Depot Level
24. TM 9406-15_ Grounding Procedures for Electromagnetic Interference Control and Safety
25. TM 9999-15/1_ Electro-Static Discharge (ESD) Awareness
26. TM 9999-15/2_ Electro-static Discharge (ESD) Management
27. UM 4400-124 SASSY Using Unit Procedures
28. UM 4790-5 MIMMS AIS, Field Maintenance Procedures

2821-MAIN-2004: Perform recovery and evacuation on maintenance code "O" TECHCON equipment

EVALUATION-CODED: NO

SUSTAINMENT INTERVAL: 12 months

MOS PERFORMING: 2821, 2823

GRADES: PVT, PFC, LCPL, CPL, SGT, SSGT, GYSGT

INITIAL TRAINING SETTING: MOJT

CONDITION: Given a mission, personnel, and equipment.

STANDARD: Retrieving or freeing immobile, inoperative, or abandoned materiel and/or moving materiel from one maintenance activity to another for repair or disposal in accordance with applicable technical references.

PERFORMANCE STEPS:

1. Induct equipment into maintenance, if required.

2. Determine applicable technical references.
3. Inspect equipment.
4. Return to service, if applicable.
5. Conduct disposition of unserviceable equipment, if applicable.
6. Evacuate materiel to higher maintenance activity, as required.
7. Document maintenance actions.
8. Return equipment to owner, if required.

REFERENCES:

1. Applicable technical references
 2. DLA Customer Assistance Handbook
 3. FEDLOG Federal Logistic Data
 4. Maintenance Float Catalog
 5. MCBUL 3000 Marine Corps Automated Readiness Evaluation System (MARES) Equipment
 6. MCO 3000.11_ Ground Equipment Condition and Supply Materiel Readiness Reporting (MRR) Policy
 7. MCO 4400.16_ Uniform Material Movement and Issue Priority System (UMMIPS)
 8. MCO P4790.1_ Marine Corps Integrated Maintenance Management System (MIMMS) Introduction Manual
 9. MCO P4790.2_ MIMMS Field Procedures Manual
 10. MCO P5215.17_ The Marine Corps Technical Publications System
 11. N6283300014 Navy Electronics and Electricity Training Series (NEETS)
 12. SDS Safety Data Sheets
 13. SL 1-2/3 Index of Authorized Publications in Stock
 14. TM 4700-15/1_ Ground Equipment Record Procedures
 15. UM 4400-124 SASSY Using Unit Procedures
 16. UM 4790-5 MIMMS AIS, Field Maintenance Procedures
-

2800 T&R MANUAL

CHAPTER 8

MOS 2823 INDIVIDUAL EVENTS

	<u>PARAGRAPH</u>	<u>PAGE</u>
PURPOSE	8000	8-2
EVENT CODING.	8001	8-2
INDEX OF INDIVIDUAL EVENTS.	8002	8-2
2000-LEVEL EVENTS	8003	8-3

2800 T&R MANUAL

CHAPTER 8

MOS 2823 INDIVIDUAL EVENTS

8000. PURPOSE. This chapter details the individual events that pertain to Technical Control Chiefs. Each individual event provides an event title, along with the conditions events will be performed under, and the standard to which the event must be performed to be successful.

8001. EVENT CODING. Events in this T&R Manual are depicted with an up to 12-character, 3-field alphanumeric system, i.e. XXXX-XXXX-XXXX. This chapter utilizes the following methodology

a. Field one. This field represents the community. This chapter contains the following community codes:

<u>Code</u>	<u>Description</u>
2823	Technical Control Chief

b. Field two. This field represents the functional/duty area. This chapter contains the following functional/duty areas:

<u>Code</u>	<u>Description</u>
C2	Command and Control
MAIN	Maintenance
OPS	Operations

c. Field three. This field provides the level at which the event is accomplished and numerical sequencing of events. This chapter contains the following event levels:

<u>Code</u>	<u>Description</u>
1000	Core Skills
2000	Core Plus Skills

8002. INDEX OF INDIVIDUAL EVENTS

EVENT CODE	EVENT	PAGE
2823-C2-2001	Plan technical control in support of operations	8-3
2823-C2-2002	Develop detailed system level data for a MAGTF or Joint level communications plan	8-4
2823-MAIN-2001	Perform inspection and classification on maintenance code "F"/"H" TECHCON equipment	8-4
2823-MAIN-2002	Perform servicing, adjustment, and tuning on maintenance code "F"/"H" TECHCON equipment	8-5
2823-MAIN-2003	Perform repair on maintenance code "F"/"H" TECHCON equipment	8-6

2823-MAIN-2004	Perform modification on maintenance code "F"/"H" TECHCON equipment	8-8
2823-MAIN-2005	Perform rebuilding and overhauling on maintenance code "F"/"H" TECHCON equipment	8-9
2823-MAIN-2006	Perform recovery and evacuation on maintenance code "F"/"H" TECHCON equipment	8-10
2823-OPS-2001	Coordinate activation/deactivation of communications circuits/links connecting to the Defense Information Services Agency	8-11
2823-OPS-2002	Provide technical assistance in the restoration of complex circuits/links	8-12
2823-OPS-2003	Maintain the quality of service of a network	8-13

Also refer to Chapter 4 for 28XX individual training events and Chapter 7 for 2821 individual training events for which 2823 Technical Control Chiefs are responsible.

8003. 2000-LEVEL EVENTS

2823-C2-2001: Plan technical control in support of operations

EVALUATION-CODED: NO

SUSTAINMENT INTERVAL: 12 months

GRADES: SSGT, GYSGT, MSGT, MGYSGT

INITIAL TRAINING SETTING: MOJT

CONDITION: Given a mission, personnel, and equipment.

STANDARD: Providing task-organized technical control and meeting the mission requirement in support of operations In accordance with MCWP 3-40.3 MAGTF Communications System.

PERFORMANCE STEPS:

1. Review mission requirements.
2. Identify supported unit requirements.
3. Identify supporting unit requirements.
4. Determine personnel requirements.
5. Determine equipment requirements.
6. Identify supply support requirements.
7. Identify shortfalls.
8. Submit embarkation requirements.
9. Identify power requirements.
10. Provide input for transportation load plans.
11. Arrange for special material handling and transportation of equipment, as required.
12. Determine site layout.
13. Submit plan.

REFERENCES:

1. MCWP 3-40.3 MAGTF Communications System

2. MCWP 5-1 Marine Corps Planning Process (MCP)

2823-C2-2002: Develop detailed system level data for a MAGTF or Joint level communications plan

EVALUATION-CODED: NO

SUSTAINMENT INTERVAL: 12 months

GRADES: SSGT, GYSGT, MSGT, MGYSGT

INITIAL TRAINING SETTING: FORMAL

CONDITION: With the aid of references, Commander's guidance, equipment, a mission, and personnel.

STANDARD: Identifying information exchange requirements and supportability, and prioritizing communications support in accordance with CJCSM 6231 series.

PERFORMANCE STEPS:

1. Assess adjacent unit's communication capabilities and requirements for integration and implementation.
2. Assess higher unit's communication capabilities and requirements for integration and implementation.
3. Assess supported unit's communication capabilities and requirements for integration and implementation.
4. Draft required technical data for the communication plan.
5. Coordinate with external agencies and elements associated with Communications Control.
6. Coordinate the assignment of designations for transmission links and circuits.
7. Identify technical deficiencies in the communications plan, as required.
8. Review required messages or requests prior to submission.
9. Verify circuit and link priority with external agencies.
10. Verify circuit requirements with subscribers.

REFERENCES:

1. Applicable technical references
2. CJCSM 6231 (Series) Manual for Employing Joint Tactical Communications
3. DISA Circulars/Publications DISA Circulars/Publications
4. DoDD 8570.01M Information Assurance Workforce Improvement Program Incorporating Change 2
5. MCWP 3-40.3 MAGTF Communications System
6. OpOrd Operational Order
7. SL 1-2/3 Index of Authorized Publications in Stock

2823-MAIN-2001: Perform inspection and classification on Maintenance code "F"/"H" TECHCON equipment

EVALUATION-CODED: NO

SUSTAINMENT INTERVAL: 12 months

GRADES: SSGT, GYSGT

INITIAL TRAINING SETTING: MOJT

CONDITION: Given a mission requirement, equipment, and with the aid of references.

STANDARD: Determining maintenance requirements and satisfactory maintenance performance, and assigning item to a maintenance category, in accordance with applicable technical references.

PERFORMANCE STEPS:

1. Induct equipment into maintenance, if required.
2. Determine applicable technical references.
3. Test item against established standards.
4. Verify application of all required MIs and TIs.
5. Verify currency of firmware/software version, if applicable.
6. Determine extent of maintenance required.
7. Assign item to a maintenance category, if required.
8. Confirm satisfactory performance of maintenance, if required.
9. Return to maintenance, if required.
10. Document maintenance actions.
11. Return equipment to owner, if required.

REFERENCES:

1. Applicable technical references
2. DLA Customer Assistance Handbook
3. FEDLOG Federal Logistic Data
4. Maintenance Float Catalog
5. MCBUL 3000 Marine Corps Automated Readiness Evaluation System (MARES) Equipment
6. MCO 2410.2_ Electromagnetic Environmental Effects (E3) Control Program
7. MCO 3000.11_ Ground Equipment Condition and Supply Materiel Readiness Reporting (MRR) Policy
8. MCO 4400.16_ Uniform Material Movement and Issue Priority System (UMMIPS)
9. MCO P4790.1_ Marine Corps Integrated Maintenance Management System (MIMMS) Introduction Manual
10. MCO P4790.2_ MIMMS Field Procedures Manual
11. MCO P5215.17_ The Marine Corps Technical Publications System
12. N6283300014 Navy Electricity and Electronics Training Series (NEETS)
13. SDS Safety Data Sheets
14. SL 1-2/3 Index of Authorized Publications in Stock
15. TI 4400-15/1_ Packaging, Handling, Storage, and Transportation of Electrostatic Discharge Sensitive Items
16. TM 4700-15/1_ Ground Equipment Record Procedures
17. TM 9406-15_ Grounding Procedures for Electromagnetic Interference Control and Safety
18. TM 9999-15/1_ Electro-Static Discharge (ESD) Awareness
19. TM 9999-15/2_ Electro-static Discharge (ESD) Management
20. UM 4400-124 SASSY Using Unit Procedures
21. UM 4790-5 MIMMS AIS, Field Maintenance Procedures

2823-MAIN-2002: Perform servicing, adjustment, and tuning on Maintenance code "F"/"H" TECHCON equipment

EVALUATION-CODED: NO

SUSTAINMENT INTERVAL: 12 months

GRADES: SSGT, GYSGT

INITIAL TRAINING SETTING: MOJT

CONDITION: Given a mission requirement, equipment, and with the aid of references.

STANDARD: Adjusting equipment to achieve precise functioning in accordance with applicable technical references.

PERFORMANCE STEPS:

1. Induct equipment into maintenance, if required.
2. Determine applicable technical references.
3. Conduct initial inspection.
4. Adjust equipment performance.
5. Verify equipment performance.
6. Document maintenance actions.
7. Return equipment to owner, if required.

REFERENCES:

1. Applicable technical references
2. DLA Customer Assistance Handbook
3. FEDLOG Federal Logistic Data
4. Maintenance Float Catalog
5. MCBUL 3000 Marine Corps Automated Readiness Evaluation System (MARES) Equipment
6. MCO 2410.2_ Electromagnetic Environmental Effects (E3) Control Program
7. MCO 3000.11_ Ground Equipment Condition and Supply Materiel Readiness Reporting (MRR) Policy
8. MCO 4400.16_ Uniform Material Movement and Issue Priority System (UMMIPS)
9. MCO P4790.1_ Marine Corps Integrated Maintenance Management System (MIMMS) Introduction Manual
10. MCO P4790.2_ MIMMS Field Procedures Manual
11. MCO P5215.17_ The Marine Corps Technical Publications System
12. N6283300014 Navy Electricity and Electronics Training Series (NEETS)
13. SDS Safety Data Sheets
14. SL 1-2/3 Index of Authorized Publications in Stock
15. TI 4400-15/1_ Packaging, Handling, Storage, and Transportation of Electrostatic Discharge Sensitive Items
16. TM 4700-15/1_ Ground Equipment Record Procedures
17. TM 9406-15_ Grounding Procedures for Electromagnetic Interference Control and Safety
18. TM 9999-15/1_ Electro-Static Discharge (ESD) Awareness
19. TM 9999-15/2_ Electro-static Discharge (ESD) Management
20. UM 4400-124 SASSY Using Unit Procedures
21. UM 4790-5 MIMMS AIS, Field Maintenance Procedures

2823-MAIN-2003: Perform repair on maintenance code "F"/"H" TECHCON equipment

EVALUATION-CODED: NO

SUSTAINMENT INTERVAL: 12 months

GRADES: SSGT, GYSGT, MSGT

INITIAL TRAINING SETTING: FORMAL

CONDITION: Given a mission requirement, equipment, and with the aid of references.

STANDARD: Returning equipment to serviceable condition in accordance with applicable technical references.

PERFORMANCE STEPS:

1. Induct equipment into maintenance, if required.
2. Determine applicable technical references.
3. Conduct initial inspection.
4. Research applicable technical information.
5. Diagnose fault.
6. Troubleshoot.
7. Isolate fault.
8. Determine maintenance actions required.
9. Requisition parts, if required.
10. Perform required maintenance actions.
11. Align, as required.
12. Apply MIs/TIs, as required.
13. Apply firmware/software upgrades, as required.
14. Document maintenance actions.
15. Conduct final inspection.
16. Return equipment to owner, if required.

REFERENCES:

1. Applicable technical references
2. DLA Customer Assistance Handbook
3. DOD-HDBK-263B Electrostatic Discharge Control Handbook for Protection of Electrical and Electronic Parts, Assemblies and Equipment
4. DOD-STD-1686 Electrostatic Discharge Control
5. FEDLOG Federal Logistic Data
6. FMFRP 4-14 Field Grounding Procedures for Computers and Generators
7. Maintenance Float Catalog
8. MCBUL 3000 Marine Corps Automated Readiness Evaluation System (MARES) Equipment
9. MCO 2410.2_ Electromagnetic Environmental Effects (E3) Control Program
10. MCO 3000.11_ Ground Equipment Condition and Supply Materiel Readiness Reporting (MRR) Policy
11. MCO 4400.16_ Uniform Material Movement and Issue Priority System (UMMIPS)
12. MCO P4790.1_ Marine Corps Integrated Maintenance Management System (MIMMS) Introduction Manual
13. MCO P4790.2_ MIMMS Field Procedures Manual
14. MCO P5090.2_ Environmental Compliance and Protection Manual
15. MCO P5215.17_ The Marine Corps Technical Publications System
16. MIL-STD-1686B Electro-Static Discharge Control Program for Protection of Electrical and Electronic Parts
17. MIL-STD-188-124A Military Standard for Grounding
18. N6283300014 Navy Electricity and Electronics Training Series (NEETS)
19. SDS Safety Data Sheets
20. SL 1-2/3 Index of Authorized Publications in Stock

21. TI 4400-15/1_ Packaging, Handling, Storage, and Transportation of Electrostatic Discharge Sensitive Items
 22. TM 4700-15/1_ Ground Equipment Record Procedures
 23. TM 5895-45/1_ Standard Maintenance Practices Miniature/Microminiature (2M) Electronic Assembly Repair Organizational/Intermediate/Depot Level
 24. TM 9406-15_ Grounding Procedures for Electromagnetic Interference Control and Safety
 25. TM 9999-15/1_ Electro-Static Discharge (ESD) Awareness
 26. TM 9999-15/2_ Electro-static Discharge (ESD) Management
 27. UM 4400-124 SASSY Using Unit Procedures
 28. UM 4790-5 MIMMS AIS, Field Maintenance Procedures
-

2823-MAIN-2004: Perform modification on maintenance code "F"/"H" TECHCON equipment

EVALUATION-CODED: NO

SUSTAINMENT INTERVAL: 12 months

GRADES: SSGT, GYSGT, MSGT

INITIAL TRAINING SETTING: MOJT

CONDITION: Given a mission requirement, equipment, and with the aid of references.

STANDARD: Improving equipment functioning, maintainability, reliability, or safety characteristics in accordance with applicable technical references.

PERFORMANCE STEPS:

1. Induct equipment into maintenance, if required.
2. Determine applicable technical references.
3. Conduct initial inspection.
4. Requisition parts, as required.
5. Apply modification (MI/TI/software/firmware upgrade).
6. Document modification.
7. Conduct final inspection.
8. Return equipment to owner, if required.

REFERENCES:

1. Applicable technical references
2. DLA Customer Assistance Handbook
3. DOD-HDBK-263B Electrostatic Discharge Control Handbook for Protection of Electrical and Electronic Parts, Assemblies and Equipment
4. DOD-STD-1686 Electrostatic Discharge Control
5. FEDLOG Federal Logistic Data
6. FMFRP 4-14 Field Grounding Procedures for Computers and Generators
7. Maintenance Float Catalog
8. MCBUL 3000 Marine Corps Automated Readiness Evaluation System (MARES) Equipment
9. MCO 2410.2_ Electromagnetic Environmental Effects (E3) Control Program
10. MCO 3000.11_ Ground Equipment Condition and Supply Materiel Readiness Reporting (MRR) Policy
11. MCO 4400.16_ Uniform Material Movement and Issue Priority System (UMMIPS)

12. MCO P4790.1_ Marine Corps Integrated Maintenance Management System (MIMMS) Introduction Manual
13. MCO P4790.2_ MIMMS Field Procedures Manual
14. MCO P5090.2_ Environmental Compliance and Protection Manual
15. MCO P5215.17_ The Marine Corps Technical Publications System
16. MIL-STD-1686B Electro-Static Discharge Control Program for Protection of Electrical and Electronic Parts
17. MIL-STD-188-124A Military Standard for Grounding
18. N6283300014 Navy Electricity and Electronics Training Series (NEETS)
19. SDS Safety Data Sheets
20. SL 1-2/3 Index of Authorized Publications in Stock
21. TI 4400-15/1_ Packaging, Handling, Storage, and Transportation of Electrostatic Discharge Sensitive Items
22. TM 4700-15/1_ Ground Equipment Record Procedures
23. TM 5895-45/1_ Standard Maintenance Practices Miniature/Microminiature (2M) Electronic Assembly Repair Organizational/Intermediate/Depot Level
24. TM 9406-15_ Grounding Procedures for Electromagnetic Interference Control and Safety
25. TM 9999-15/1_ Electro-Static Discharge (ESD) Awareness
26. TM 9999-15/2_ Electro-static Discharge (ESD) Management
27. UM 4400-124 SASSY Using Unit Procedures
28. UM 4790-5 MIMMS AIS, Field Maintenance Procedures

2823-MAIN-2005: Perform rebuilding and overhauling on maintenance code "F"/"H" TECHCON equipment

EVALUATION-CODED: NO

SUSTAINMENT INTERVAL: 12 months

GRADES: PVT, PFC, LCPL, CPL, SGT, SSGT, GYSGT

INITIAL TRAINING SETTING: MOJT

CONDITION: Given a mission requirement, equipment, and with the aid of references.

STANDARD: Restoring equipment to a serviceable condition under maintenance serviceability standards and in accordance with applicable technical references.

PERFORMANCE STEPS:

1. Induct equipment into maintenance, if required.
2. Determine applicable technical references.
3. Conduct initial inspection.
4. Diagnose fault.
5. Troubleshoot.
6. Isolate fault.
7. Remove defective components.
8. Requisition parts.
9. Replace parts.
10. Align, as required.
11. Apply MIs/TIs, as required.
12. Apply firmware/software upgrades, as required.

13. Re-surface/re-coat, as required.
14. Replace identification markings, as required.
15. Document maintenance actions.
16. Conduct final inspection.
17. Return equipment to owner, if required.

REFERENCES:

1. Applicable technical references
2. DLA Customer Assistance Handbook
3. FEDLOG Federal Logistic Data
4. Maintenance Float Catalog
5. MCBUL 3000 Marine Corps Automated Readiness Evaluation System (MARES) Equipment
6. MCO 2410.2_ Electromagnetic Environmental Effects (E3) Control Program
7. MCO 3000.11_ Ground Equipment Condition and Supply Materiel Readiness Reporting (MRR) Policy
8. MCO 4400.16_ Uniform Material Movement and Issue Priority System (UMMIPS)
9. MCO P4790.1_ Marine Corps Integrated Maintenance Management System (MIMMS) Introduction Manual
10. MCO P4790.2_ MIMMS Field Procedures Manual
11. MCO P5090.2_ Environmental Compliance and Protection Manual
12. MCO P5215.17_ The Marine Corps Technical Publications System
13. N6283300014 Navy Electricity and Electronics Training Series (NEETS)
14. SDS Safety Data Sheets
15. SL 1-2/3 Index of Authorized Publications in Stock
16. TI 4400-15/1_ Packaging, Handling, Storage, and Transportation of Electrostatic Discharge Sensitive Items
17. TM 4700-15/1_ Ground Equipment Record Procedures
18. TM 5895-45/1_ Standard Maintenance Practices Miniature/Microminiature (2M) Electronic Assembly Repair Organizational/Intermediate/Depot Level
19. TM 9406-15_ Grounding Procedures for Electromagnetic Interference Control and Safety
20. TM 9999-15/1_ Electro-Static Discharge (ESD) Awareness
21. TM 9999-15/2_ Electro-static Discharge (ESD) Management
22. UM 4400-124 SASSY Using Unit Procedures
23. UM 4790-5 MIMMS AIS, Field Maintenance Procedures

2823-MAIN-2006: Perform recovery and evacuation on maintenance code "F"/"H" TECHCON equipment

EVALUATION-CODED: NO

SUSTAINMENT INTERVAL: 12 months

GRADES: SSGT, GYSGT

INITIAL TRAINING SETTING: MOJT

CONDITION: Given a mission, personnel, and equipment.

STANDARD: Retrieving or freeing immobile, inoperative, or abandoned materiel and/or moving materiel from one maintenance activity to another for repair or disposal in accordance with applicable technical references.

PERFORMANCE STEPS:

1. Induct equipment into maintenance, if required.
2. Determine applicable technical references.
3. Inspect equipment.
4. Return to service, if applicable.
5. Conduct disposition of unserviceable equipment, if applicable.
6. Evacuate materiel to higher maintenance activity, as required.
7. Document maintenance actions.
8. Return equipment to owner, if required.

REFERENCES:

1. Applicable technical references
2. DLA Customer Assistance Handbook
3. FEDLOG Federal Logistic Data
4. Maintenance Float Catalog
5. MCBUL 3000 Marine Corps Automated Readiness Evaluation System (MARES) Equipment
6. MCO 3000.11_ Ground Equipment Condition and Supply Materiel Readiness Reporting (MRR) Policy
7. MCO 4400.16_ Uniform Material Movement and Issue Priority System (UMMIPS)
8. MCO P4790.1_ Marine Corps Integrated Maintenance Management System (MIMMS) Introduction Manual
9. MCO P4790.2_ MIMMS Field Procedures Manual
10. MCO P5215.17_ The Marine Corps Technical Publications System
11. MCWP 4-1 Logistics Operations
12. MCWP 4-11 Tactical-Level Logistics
13. MCWP 4-11.4 Maintenance Operations
14. N6283300014 Navy Electronics and Electricity Training Series (NEETS)
15. SDS Safety Data Sheets
16. SL 1-2/3 Index of Authorized Publications in Stock
17. TM 4700-15/1_ Ground Equipment Record Procedures
18. UM 4400-124 SASSY Using Unit Procedures
19. UM 4790-5 MIMMS AIS, Field Maintenance Procedures

2823-OPS-2001: Coordinate activation/deactivation of communications circuits/links connecting to the Defense Information Services Network Agency

EVALUATION-CODED: NO

SUSTAINMENT INTERVAL: 12 months

GRADES: SSGT, GYSGT, MSGT, MGYSGT

INITIAL TRAINING SETTING: FORMAL

CONDITION: With the aid of references, equipment and an operational plan.

STANDARD: Maintaining system operations in accordance with Annex K of the operations order.

PERFORMANCE STEPS:

1. Coordinate circuit parameters with DISA.
2. Report communications system status.
3. Verify correct incoming and outgoing signaling for each circuit.

4. Coordinate activation of circuits.
5. Coordinate deactivation of circuits.
6. Document circuit/link activation/deactivation.

REFERENCES:

1. Applicable technical references
2. CJCSM 6231 (Series) Manual for Employing Joint Tactical Communications
3. Cut Sheets Programming Cut Sheets
4. DISA Circulars/Publications DISA Circulars/Publications
5. DoDD 8570.01M Information Assurance Workforce Improvement Program
Incorporating Change 2
6. FM 24-16 Communication-Electronic Operations Orders, Records and Reports
7. MCWP 3-40.3 MAGTF Communications System
8. OpOrd Operational Order
9. SL 1-2/3 Index of Authorized Publications in Stock

SUPPORT REQUIREMENTS:

EQUIPMENT: Support Equipment:

1. Associated communication systems

2823-OPS-2002: Provide technical assistance in the restoration of complex circuits/links

EVALUATION-CODED: NO

SUSTAINMENT INTERVAL: 12 months

GRADES: SSGT, GYSGT, MSGT, MGYSGT

INITIAL TRAINING SETTING: FORMAL

CONDITION: With the aid of references, a communication network, designated circuit outage, TMDE, and tools.

STANDARD: Re-establishing a communications capability as outlined in Annex K of the operations order.

PERFORMANCE STEPS:

1. Determine operational status of terminal devices.
2. Coordinate restoration priorities.
3. Diagnose faults.
4. Troubleshoot.
5. Isolate faults.
6. Determine restoration actions required.
7. Coordinate restoration efforts with transmission and circuit system operators.
8. Condition circuits, as required.
9. Document circuit/link actions.
10. Report restoration actions.

REFERENCES:

1. Applicable technical references
2. Cut Sheets Programming Cut Sheets

3. DoDD 8570.01M Information Assurance Workforce Improvement Program
Incorporating Change 2
4. OpOrd Operational Order
5. SL 1-2/3 Index of Authorized Publications in Stock

SUPPORT REQUIREMENTS:

EQUIPMENT: Support Equipment:

1. TECHCON facility (DTC, JECCS, DITS)
2. Analog test set
3. Data communication analyzer
4. Digital multimeter
5. Break-out box
6. Associated tools
7. Associated communications equipment
8. Loop back plugs
9. Oscilloscope

MATERIAL: Distance Learning Products Available:

1. MCI 286G, Fundamentals of Digital Logic
2. MCI 287A, Introduction to Test Measurement and Diagnostic Equipment

2823-OPS-2003: Maintain the quality of service of a network

EVALUATION-CODED: NO

SUSTAINMENT INTERVAL: 12 months

DESCRIPTION: Quality of service is the ability to provide or guarantee a certain level of performance of data flow, flow, and class across a network circuit with the idea that transmission rates, error rates, and other characteristics can be measured, improved, and to some extent, and guaranteed. Includes but is not limited to monitoring, and measuring error rates, packet lose, input/output errors, signal strength, burst rate, and classification thus providing a better or stable service for select network traffic through bandwidth or latency control.

Quality of service can be improved utilizing various methods to include but not limited to transmission and signaling adjustments such as signal strength and polarization, bandwidth management, timing priorities, traffic shaping techniques such as packet prioritization, application classification and queuing at congestion points.

GRADES: SSGT, GYSGT, MSGT, MGYSGT

INITIAL TRAINING SETTING: FORMAL

CONDITION: With the aid of references, an assigned maintenance area, designated circuit requirements and network management tools.

STANDARD: Maintaining network operation as outlined in Annex K of the operations order.

PERFORMANCE STEPS:

1. Research applicable technical data pertaining to faulty equipment.
2. Read architectural diagrams.
3. Measure circuit performance.
4. Trace signal paths.
5. Evaluate the efficiency of the configured network.
6. Utilize network management tools to improve quality of service.

REFERENCES:

1. Applicable technical references
2. DoDD 8570.01M Information Assurance Workforce Improvement Program Incorporating Change 2
3. EKMS-1 (series) EKMS Policy and Procedures for Navy EKMS Tiers 2 & 3
4. Maintenance Float Catalog
5. MCO P4790.2_ MIMMS Field Procedures Manual
6. OpOrd Operational Order
7. SECNAVINST 5510.30_ Information and Personnel Security Program
8. SECNAVINST 5510.36_ Dept of the Navy Information and Personnel Security Program Regulations
9. SL 1-2/3 Index of Authorized Publications in Stock

SUPPORT REQUIREMENTS:

EQUIPMENT: Support Equipment:

1. TECHCON facility (DTC, JECCS, DITS)
2. Oscilloscope
3. Analog test set
4. Data communication analyzer
5. Digital multimeter
6. Break-out box
7. Associated tools
8. Associated communications equipment
9. Loop back plugs
10. Network monitoring tools

MATERIAL: Distance Learning Products Available:

1. MCI 2820, Electronics Mathematics for Marines
 2. MCI 286G, Fundamentals of Digital Logic
 3. MCI 287A, Introduction to Test Measurement and Diagnostic Equipment
-

2800 T&R MANUAL

CHAPTER 9

MOS 2831 INDIVIDUAL EVENTS

	<u>PARAGRAPH</u>	<u>PAGE</u>
PURPOSE	9000	9-2
EVENT CODING.	9001	9-2
INDEX OF INDIVIDUAL EVENTS.	9002	9-2
1000-LEVEL EVENTS	9003	9-3
2000-LEVEL EVENTS	9004	9-6

2800 T&R MANUAL

CHAPTER 9

MOS 2831 INDIVIDUAL EVENTS

9000. PURPOSE. This chapter details the individual events that pertain to Digital Wideband Repairers and Digital Wideband Technicians. Each individual event provides an event title, along with the conditions events will be performed under, and the standard to which the event must be performed to be successful.

9001. EVENT CODING. Events in this T&R Manual are depicted with an up to 12-character, 3-field alphanumeric system, i.e. XXXX-XXXX-XXXX. This chapter utilizes the following methodology

a. Field one. This field represents the community. This chapter contains the following community codes:

<u>Code</u>	<u>Description</u>
2831	Digital Wideband Repairer

b. Field two. This field represents the functional/duty area. This chapter contains the following functional/duty areas:

<u>Code</u>	<u>Description</u>
MAIN	Maintenance
OPS	Operations

c. Field three. This field provides the level at which the event is accomplished and numerical sequencing of events. This chapter contains the following event levels:

<u>Code</u>	<u>Description</u>
1000	Core Skills
2000	Core Plus Skills

9002. INDEX OF INDIVIDUAL EVENTS

EVENT CODE	EVENT	PAGE
1000-LEVEL		
2831-MAIN-1001	Perform repair on DWT equipment	9-3
2831-MAIN-1002	Perform repair on low density SATCOM equipment	9-4
2000-LEVEL		
2831-MAIN-2001	Perform inspection and classification on DWT equipment	9-6
2831-MAIN-2002	Perform servicing, adjustment, and tuning on DWT equipment	9-7

2831-MAIN-2003	Perform modification on DWT equipment	9-8
2831-MAIN-2004	Perform rebuilding and overhauling on DWT equipment	9-9
2831-MAIN-2005	Perform recovery and evacuation on DWT equipment	9-10
2831-MAIN-2006	Perform inspection and classification on low density SATCOM equipment	9-11
2831-MAIN-2007	Perform servicing, adjustment, and tuning on low density SATCOM equipment	9-12
2831-MAIN-2008	Perform modification on low density SATCOM equipment	9-13
2831-MAIN-2009	Perform recovery and evacuation on low density SATCOM equipment	9-15
2831-OPS-2001	Provide technical assistance during the IOM of DWT systems	9-15
2831-OPS-2002	Provide technical assistance during the IOM of low density satellite communication systems	9-17

Also refer to Chapter 4 for 28XX individual training events for which 2831 Digital Wideband Repairers are responsible.

9003. 1000-LEVEL EVENTS

2831-MAIN-1001: Perform repair on DWT equipment

EVALUATION-CODED: NO

SUSTAINMENT INTERVAL: 12 months

MOS PERFORMING: 2831, 2834

GRADES: PVT, PFC, LCPL, CPL, SGT, SSGT, GYSGT

INITIAL TRAINING SETTING: FORMAL

CONDITION: Given a mission requirement, equipment, and with the aid of references.

STANDARD: Returning equipment to serviceable condition in accordance with applicable technical references.

PERFORMANCE STEPS:

1. Induct equipment into maintenance, if required.
2. Determine applicable technical references.
3. Conduct initial inspection.
4. Research applicable technical information.
5. Diagnose fault.
6. Troubleshoot.
7. Isolate fault.
8. Determine maintenance actions required.
9. Requisition parts, if required.
10. Perform required maintenance actions.
11. Align, as required.
12. Apply MIs/TIs, as required.
13. Apply firmware/software upgrades, as required.
14. Document maintenance actions.

15. Conduct final inspection.
16. Return equipment to owner, if required.

REFERENCES:

1. Applicable technical references
2. DLA Customer Assistance Handbook
3. DOD-HDBK-263B Electrostatic Discharge Control Handbook for Protection of Electrical and Electronic Parts, Assemblies and Equipment
4. DOD-STD-1686 Electrostatic Discharge Control
5. FEDLOG Federal Logistic Data
6. FMFRP 4-14 Field Grounding Procedures for Computers and Generators
7. Maintenance Float Catalog
8. MCBUL 3000 Marine Corps Automated Readiness Evaluation System (MARES) Equipment
9. MCO 2410.2_ Electromagnetic Environmental Effects (E3) Control Program
10. MCO 3000.11_ Ground Equipment Condition and Supply Materiel Readiness Reporting (MRR) Policy
11. MCO 4400.16_ Uniform Material Movement and Issue Priority System (UMMIPS)
12. MCO P4790.1_ Marine Corps Integrated Maintenance Management System (MIMMS) Introduction Manual
13. MCO P4790.2_ MIMMS Field Procedures Manual
14. MCO P5090.2_ Environmental Compliance and Protection Manual
15. MCO P5215.17_ The Marine Corps Technical Publications System
16. MIL-STD-1686B Electro-Static Discharge Control Program for Protection of Electrical and Electronic Parts
17. MIL-STD-188-124A Military Standard for Grounding
18. N6283300014 Navy Electricity and Electronics Training Series (NEETS)
19. SDS Safety Data Sheets
20. SL 1-2/3 Index of Authorized Publications in Stock
21. TI 4400-15/1_ Packaging, Handling, Storage, and Transportation of Electrostatic Discharge Sensitive Items
22. TM 5895-45/1_ Standard Maintenance Practices Miniature/Microminiature (2M) Electronic Assembly Repair Organizational/Intermediate/Depot Level
23. TM 9406-15_ Grounding Procedures for Electromagnetic Interference Control and Safety
24. TM 9999-15/1_ Electro-Static Discharge (ESD) Awareness
25. TM 9999-15/2_ Electro-static Discharge (ESD) Management
26. UM 4400-124 SASSY Using Unit Procedures
27. UM 4790-5 MIMMS AIS, Field Maintenance Procedures

2831-MAIN-1002: Perform repair on low density SATCOM equipment

EVALUATION-CODED: NO

SUSTAINMENT INTERVAL: 12 months

MOS PERFORMING: 2831, 2834

GRADES: PVT, PFC, LCPL, CPL, SGT, SSGT, GYSGT

INITIAL TRAINING SETTING: FORMAL

CONDITION: Given a mission requirement, equipment, and with the aid of references.

STANDARD: Returning equipment to serviceable condition in accordance with applicable technical references.

PERFORMANCE STEPS:

1. Induct equipment into maintenance, if required.
2. Determine applicable technical references.
3. Conduct initial inspection.
4. Research applicable technical information.
5. Diagnose fault.
6. Troubleshoot.
7. Isolate fault.
8. Determine maintenance actions required.
9. Requisition parts, if required.
10. Perform required maintenance actions.
11. Align, as required.
12. Apply MIS/TIS, as required.
13. Apply firmware/software upgrades, as required.
14. Document maintenance actions.
15. Conduct final inspection.
16. Return equipment to owner, if required.

REFERENCES:

1. Applicable technical references
2. DLA Customer Assistance Handbook
3. DOD-HDBK-263B Electrostatic Discharge Control Handbook for Protection of Electrical and Electronic Parts, Assemblies and Equipment
4. DOD-STD-1686 Electrostatic Discharge Control
5. FEDLOG Federal Logistic Data
6. FMFRP 4-14 Field Grounding Procedures for Computers and Generators
7. Maintenance Float Catalog
8. MCBUL 3000 Marine Corps Automated Readiness Evaluation System (MARES) Equipment
9. MCO 2410.2_ Electromagnetic Environmental Effects (E3) Control Program
10. MCO 3000.11_ Ground Equipment Condition and Supply Materiel Readiness Reporting (MRR) Policy
11. MCO 4400.16_ Uniform Material Movement and Issue Priority System (UMMIPS)
12. MCO P4790.1_ Marine Corps Integrated Maintenance Management System (MIMMS) Introduction Manual
13. MCO P4790.2_ MIMMS Field Procedures Manual
14. MCO P5090.2_ Environmental Compliance and Protection Manual
15. MIL-STD-1686B Electro-Static Discharge Control Program for Protection of Electrical and Electronic Parts
16. MIL-STD-188-124A Military Standard for Grounding
17. N6283300014 Navy Electricity and Electronics Training Series (NEETS)
18. SDS Safety Data Sheets
19. SL 1-2/3 Index of Authorized Publications in Stock
20. TI 4400-15/1_ Packaging, Handling, Storage, and Transportation of Electrostatic Discharge Sensitive Items
21. TM 4700-15/1_ Ground Equipment Record Procedures
22. TM 5895-45/1_ Standard Maintenance Practices Miniature/Microminiature (2M) Electronic Assembly Repair Organizational/Intermediate/Depot Level
23. TM 9406-15_ Grounding Procedures for Electromagnetic Interference Control and Safety
24. TM 9999-15/1_ Electro-Static Discharge (ESD) Awareness

- 25. TM 9999-15/2_ Electro-static Discharge (ESD) Management
 - 26. UM 4400-124 SASSY Using Unit Procedures
 - 27. UM 4790-5 MIMMS AIS, Field Maintenance Procedures
-

9004. 2000-LEVEL EVENTS

2831-MAIN-2001: Perform inspection and classification on DWT equipment

EVALUATION-CODED: NO

SUSTAINMENT INTERVAL: 12 months

MOS PERFORMING: 2831, 2834

GRADES: PVT, PFC, LCPL, CPL, SGT, SSGT, GYSGT

INITIAL TRAINING SETTING: MOJT

CONDITION: Given a mission requirement, equipment, and with the aid of references.

STANDARD: Determining maintenance requirements and satisfactory maintenance performance, and assigning item to a maintenance category, in accordance with applicable technical references.

PERFORMANCE STEPS:

1. Induct equipment into maintenance, if required.
2. Determine applicable technical references.
3. Test item against established standards.
4. Verify application of all required MIs and TIs.
5. Verify currency of firmware/software version, if applicable.
6. Determine extent of maintenance required.
7. Assign item to a maintenance category, if required.
8. Confirm satisfactory performance of maintenance, if required.
9. Return to maintenance, if required.
10. Document maintenance actions.
11. Return equipment to owner, if required.

REFERENCES:

1. Applicable technical references
2. DLA Customer Assistance Handbook
3. FEDLOG Federal Logistic Data
4. Maintenance Float Catalog
5. MCBUL 3000 Marine Corps Automated Readiness Evaluation System (MARES) Equipment
6. MCO 2410.2_ Electromagnetic Environmental Effects (E3) Control Program
7. MCO 3000.11_ Ground Equipment Condition and Supply Materiel Readiness Reporting (MRR) Policy
8. MCO 4400.16_ Uniform Material Movement and Issue Priority System (UMMIPS)
9. MCO P4790.1_ Marine Corps Integrated Maintenance Management System (MIMMS) Introduction Manual
10. MCO P4790.2_ MIMMS Field Procedures Manual
11. MCO P5215.17_ The Marine Corps Technical Publications System

12. N6283300014 Navy Electricity and Electronics Training Series (NEETS)
 13. SDS Safety Data Sheets
 14. SL 1-2/3 Index of Authorized Publications in Stock
 15. TI 4400-15/1_ Packaging, Handling, Storage, and Transportation of Electrostatic Discharge Sensitive Items
 16. TM 4700-15/1_ Ground Equipment Record Procedures
 17. TM 9406-15_ Grounding Procedures for Electromagnetic Interference Control and Safety
 18. TM 9999-15/1_ Electro-Static Discharge (ESD) Awareness
 19. TM 9999-15/2_ Electro-static Discharge (ESD) Management
 20. UM 4400-124 SASSY Using Unit Procedures
 21. UM 4790-5 MIMMS AIS, Field Maintenance Procedures
-

2831-MAIN-2002: Perform servicing, adjustment, and tuning on DWT equipment

EVALUATION-CODED: NO

SUSTAINMENT INTERVAL: 12 months

MOS PERFORMING: 2831, 2834

GRADES: PVT, PFC, LCPL, CPL, SGT, SSGT, GYSGT

INITIAL TRAINING SETTING: MOJT

CONDITION: Given a mission requirement, equipment, and with the aid of references.

STANDARD: Adjusting equipment to achieve precise functioning in accordance with applicable technical references.

PERFORMANCE STEPS:

1. Induct equipment into maintenance, if required.
2. Determine applicable technical references.
3. Conduct initial inspection.
4. Adjust equipment performance.
5. Verify equipment performance.
6. Document maintenance actions.
7. Return equipment to owner, if required.

REFERENCES:

1. Applicable technical references
2. DLA Customer Assistance Handbook
3. FEDLOG Federal Logistic Data
4. Maintenance Float Catalog
5. MCBUL 3000 Marine Corps Automated Readiness Evaluation System (MARES) Equipment
6. MCO 2410.2_ Electromagnetic Environmental Effects (E3) Control Program
7. MCO 3000.11_ Ground Equipment Condition and Supply Materiel Readiness Reporting (MRR) Policy
8. MCO 4400.16_ Uniform Material Movement and Issue Priority System (UMMIPS)
9. MCO P4790.1_ Marine Corps Integrated Maintenance Management System (MIMMS) Introduction Manual
10. MCO P4790.2_ MIMMS Field Procedures Manual

11. MCO P5215.17_ The Marine Corps Technical Publications System
 12. N6283300014 Navy Electricity and Electronics Training Series (NEETS)
 13. SDS Safety Data Sheets
 14. SL 1-2/3 Index of Authorized Publications in Stock
 15. TI 4400-15/1_ Packaging, Handling, Storage, and Transportation of Electrostatic Discharge Sensitive Items
 16. TM 4700-15/1_ Ground Equipment Record Procedures
 17. TM 9406-15_ Grounding Procedures for Electromagnetic Interference Control and Safety
 18. TM 9999-15/1_ Electro-Static Discharge (ESD) Awareness
 19. TM 9999-15/2_ Electro-static Discharge (ESD) Management
 20. UM 4400-124 SASSY Using Unit Procedures
 21. UM 4790-5 MIMMS AIS, Field Maintenance Procedures
-

2831-MAIN-2003: Perform modification on DWT equipment

EVALUATION-CODED: NO

SUSTAINMENT INTERVAL: 12 months

MOS PERFORMING: 2831, 2834

GRADES: PVT, PFC, LCPL, CPL, SGT, SSGT, GYSGT

INITIAL TRAINING SETTING: MOJT

CONDITION: Given a mission requirement, equipment, and with the aid of references.

STANDARD: Improving equipment functioning, maintainability, reliability, or safety characteristics in accordance with applicable technical references.

PERFORMANCE STEPS:

1. Induct equipment into maintenance, if required.
2. Determine applicable technical references.
3. Conduct initial inspection.
4. Requisition parts, as required.
5. Apply modification (MI/TI/software/firmware upgrade).
6. Document modification.
7. Conduct final inspection.
8. Return equipment to owner, if required.

REFERENCES:

1. Applicable technical references
2. DLA Customer Assistance Handbook
3. DOD-HDBK-263B Electrostatic Discharge Control Handbook for Protection of Electrical and Electronic Parts, Assemblies and Equipment
4. DOD-STD-1686 Electrostatic Discharge Control
5. FEDLOG Federal Logistic Data
6. FMFRP 4-14 Field Grounding Procedures for Computers and Generators
7. Maintenance Float Catalog
8. MCBUL 3000 Marine Corps Automated Readiness Evaluation System (MARES) Equipment
9. MCO 2410.2_ Electromagnetic Environmental Effects (E3) Control Program

10. MCO 3000.11_ Ground Equipment Condition and Supply Materiel Readiness Reporting (MRR) Policy
11. MCO 4400.16_ Uniform Material Movement and Issue Priority System (UMMIPS)
12. MCO P4790.1_ Marine Corps Integrated Maintenance Management System (MIMMS) Introduction Manual
13. MCO P4790.2_ MIMMS Field Procedures Manual
14. MCO P5090.2_ Environmental Compliance and Protection Manual
15. MCO P5215.17_ The Marine Corps Technical Publications System
16. MIL-STD-1686B Electro-Static Discharge Control Program for Protection of Electrical and Electronic Parts
17. MIL-STD-188-124A Military Standard for Grounding
18. N6283300014 Navy Electricity and Electronics Training Series (NEETS)
19. SDS Safety Data Sheets
20. SL 1-2/3 Index of Authorized Publications in Stock
21. TI 4400-15/1_ Packaging, Handling, Storage, and Transportation of Electrostatic Discharge Sensitive Items
22. TM 4700-15/1_ Ground Equipment Record Procedures
23. TM 5895-45/1_ Standard Maintenance Practices Miniature/Microminiature (2M) Electronic Assembly Repair Organizational/Intermediate/Depot Level
24. TM 9406-15_ Grounding Procedures for Electromagnetic Interference Control and Safety
25. TM 9999-15/1_ Electro-Static Discharge (ESD) Awareness
26. TM 9999-15/2_ Electro-static Discharge (ESD) Management
27. UM 4400-124 SASSY Using Unit Procedures
28. UM 4790-5 MIMMS AIS, Field Maintenance Procedures

2831-MAIN-2004: Perform rebuilding and overhauling on DWT equipment

EVALUATION-CODED: NO

SUSTAINMENT INTERVAL: 12 months

MOS PERFORMING: 2831, 2834

GRADES: PVT, PFC, LCPL, CPL, SGT, SSGT, GYSGT

INITIAL TRAINING SETTING: MOJT

CONDITION: Given a mission requirement, equipment, and with the aid of references.

STANDARD: Restoring equipment to a serviceable condition under maintenance serviceability standards and in accordance with applicable technical references.

PERFORMANCE STEPS:

1. Induct equipment into maintenance, if required.
2. Determine applicable technical references.
3. Conduct initial inspection.
4. Diagnose fault.
5. Troubleshoot.
6. Isolate fault.
7. Remove defective components.
8. Requisition parts.

9. Replace parts.
10. Align, as required.
11. Apply MIs/TIs, as required.
12. Apply firmware/software upgrades, as required.
13. Re-surface/re-coat, as required.
14. Replace identification markings, as required.
15. Document maintenance actions.
16. Conduct final inspection.
17. Return equipment to owner, if required.

REFERENCES:

1. Applicable technical references
2. DLA Customer Assistance Handbook
3. FEDLOG Federal Logistic Data
4. Maintenance Float Catalog
5. MCBUL 3000 Marine Corps Automated Readiness Evaluation System (MARES) Equipment
6. MCO 2410.2_ Electromagnetic Environmental Effects (E3) Control Program
7. MCO 3000.11_ Ground Equipment Condition and Supply Materiel Readiness Reporting (MRR) Policy
8. MCO 4400.16_ Uniform Material Movement and Issue Priority System (UMMIPS)
9. MCO P4790.1_ Marine Corps Integrated Maintenance Management System (MIMMS) Introduction Manual
10. MCO P4790.2_ MIMMS Field Procedures Manual
11. MCO P5090.2_ Environmental Compliance and Protection Manual
12. MCO P5215.17_ The Marine Corps Technical Publications System
13. N6283300014 Navy Electricity and Electronics Training Series (NEETS)
14. SDS Safety Data Sheets
15. SL 1-2/3 Index of Authorized Publications in Stock
16. TI 4400-15/1_ Packaging, Handling, Storage, and Transportation of Electrostatic Discharge Sensitive Items
17. TM 4700-15/1_ Ground Equipment Record Procedures
18. TM 5895-45/1_ Standard Maintenance Practices Miniature/Microminiature (2M) Electronic Assembly Repair Organizational/Intermediate/Depot Level
19. TM 9406-15_ Grounding Procedures for Electromagnetic Interference Control and Safety
20. TM 9999-15/1_ Electro-Static Discharge (ESD) Awareness
21. TM 9999-15/2_ Electro-static Discharge (ESD) Management
22. UM 4400-124 SASSY Using Unit Procedures
23. UM 4790-5 MIMMS AIS, Field Maintenance Procedures

2831-MAIN-2005: Perform recovery and evacuation on DWT equipment

EVALUATION-CODED: NO

SUSTAINMENT INTERVAL: 12 months

MOS PERFORMING: 2831, 2834

GRADES: PVT, PFC, LCPL, CPL, SGT, SSGT, GYSGT

INITIAL TRAINING SETTING: MOJT

CONDITION: Given a mission, personnel, and equipment.

STANDARD: Retrieving or freeing immobile, inoperative, or abandoned materiel and/or moving materiel from one maintenance activity to another for repair or disposal in accordance with applicable technical references.

PERFORMANCE STEPS:

1. Induct equipment into maintenance, if required.
2. Determine applicable technical references.
3. Inspect equipment.
4. Return to service, if applicable.
5. Conduct disposition of unserviceable equipment, if applicable.
6. Evacuate materiel to higher maintenance activity, as required.
7. Document maintenance actions.
8. Return equipment to owner, if required.

REFERENCES:

1. Applicable technical references
2. DLA Customer Assistance Handbook
3. FEDLOG Federal Logistic Data
4. Maintenance Float Catalog
5. MCBUL 3000 Marine Corps Automated Readiness Evaluation System (MARES) Equipment
6. MCO 3000.11_ Ground Equipment Condition and Supply Materiel Readiness Reporting (MRR) Policy
7. MCO 4400.16_ Uniform Material Movement and Issue Priority System (UMMIPS)
8. MCO P4790.1_ Marine Corps Integrated Maintenance Management System (MIMMS) Introduction Manual
9. MCO P4790.2_ MIMMS Field Procedures Manual
10. MCO P5215.17_ The Marine Corps Technical Publications System
11. N6283300014 Navy Electronics and Electricity Training Series (NEETS)
12. SDS Safety Data Sheets
13. SL 1-2/3 Index of Authorized Publications in Stock
14. TM 4700-15/1_ Ground Equipment Record Procedures
15. UM 4400-124 SASSY Using Unit Procedures
16. UM 4790-5 MIMMS AIS, Field Maintenance Procedures

2831-MAIN-2006: Perform inspection and classification on low density SATCOM equipment

EVALUATION-CODED: NO

SUSTAINMENT INTERVAL: 12 months

MOS PERFORMING: 2831, 2834

GRADES: PVT, PFC, LCPL, CPL, SGT, SSGT, GYSGT

INITIAL TRAINING SETTING: MOJT

CONDITION: Given a mission requirement, equipment, and with the aid of references.

STANDARD: Determining maintenance requirements and satisfactory maintenance performance, and assigning item to a maintenance category, in accordance with applicable technical references.

PERFORMANCE STEPS:

1. Induct equipment into maintenance, if required.
2. Determine applicable technical references.
3. Test item against established standards.
4. Verify application of all required MIs and TIs.
5. Verify currency of firmware/software version, if applicable.
6. Determine extent of maintenance required.
7. Assign item to a maintenance category, if required.
8. Confirm satisfactory performance of maintenance, if required.
9. Return to maintenance, if required.
10. Document maintenance actions.
11. Return equipment to owner, if required.

REFERENCES:

1. Applicable technical references
2. DLA Customer Assistance Handbook
3. FEDLOG Federal Logistic Data
4. Maintenance Float Catalog
5. MCBUL 3000 Marine Corps Automated Readiness Evaluation System (MARES) Equipment
6. MCO 2410.2_ Electromagnetic Environmental Effects (E3) Control Program
7. MCO 3000.11_ Ground Equipment Condition and Supply Materiel Readiness Reporting (MRR) Policy
8. MCO 4400.16_ Uniform Material Movement and Issue Priority System (UMMIPS)
9. MCO P4790.1_ Marine Corps Integrated Maintenance Management System (MIMMS) Introduction Manual
10. MCO P4790.2_ MIMMS Field Procedures Manual
11. MCO P5215.17_ The Marine Corps Technical Publications System
12. N6283300014 Navy Electricity and Electronics Training Series (NEETS)
13. SDS Safety Data Sheets
14. SL 1-2/3 Index of Authorized Publications in Stock
15. TI 4400-15/1_ Packaging, Handling, Storage, and Transportation of Electrostatic Discharge Sensitive Items
16. TM 4700-15/1_ Ground Equipment Record Procedures
17. TM 9406-15_ Grounding Procedures for Electromagnetic Interference Control and Safety
18. TM 9999-15/1_ Electro-Static Discharge (ESD) Awareness
19. TM 9999-15/2_ Electro-static Discharge (ESD) Management
20. UM 4400-124 SASSY Using Unit Procedures
21. UM 4790-5 MIMMS AIS, Field Maintenance Procedures

2831-MAIN-2007: Perform servicing, adjustment, and tuning on low density SATCOM equipment

EVALUATION-CODED: NO

SUSTAINMENT INTERVAL: 12 months

MOS PERFORMING: 2831, 2834

GRADES: PVT, PFC, LCPL, CPL, SGT, SSGT, GYSGT

INITIAL TRAINING SETTING: MOJT

CONDITION: Given a mission requirement, equipment, and with the aid of references.

STANDARD: Adjusting equipment to achieve precise functioning in accordance with applicable technical references.

PERFORMANCE STEPS:

1. Induct equipment into maintenance, if required.
2. Determine applicable technical references.
3. Conduct initial inspection.
4. Adjust equipment performance.
5. Verify equipment performance.
6. Document maintenance actions.
7. Return equipment to owner, if required.

REFERENCES:

1. Applicable technical references
2. DLA Customer Assistance Handbook
3. FEDLOG Federal Logistic Data
4. Maintenance Float Catalog
5. MCBUL 3000 Marine Corps Automated Readiness Evaluation System (MARES) Equipment
6. MCO 2410.2_ Electromagnetic Environmental Effects (E3) Control Program
7. MCO 3000.11_ Ground Equipment Condition and Supply Materiel Readiness Reporting (MRR) Policy
8. MCO 4400.16_ Uniform Material Movement and Issue Priority System (UMMIPS)
9. MCO P4790.1_ Marine Corps Integrated Maintenance Management System (MIMMS) Introduction Manual
10. MCO P4790.2_ MIMMS Field Procedures Manual
11. MCO P5215.17_ The Marine Corps Technical Publications System
12. N6283300014 Navy Electricity and Electronics Training Series (NEETS)
13. SDS Safety Data Sheets
14. SL 1-2/3 Index of Authorized Publications in Stock
15. TI 4400-15/1_ Packaging, Handling, Storage, and Transportation of Electrostatic Discharge Sensitive Items
16. TM 4700-15/1_ Ground Equipment Record Procedures
17. TM 9406-15_ Grounding Procedures for Electromagnetic Interference Control and Safety
18. TM 9999-15/1_ Electro-Static Discharge (ESD) Awareness
19. TM 9999-15/2_ Electro-static Discharge (ESD) Management
20. UM 4400-124 SASSY Using Unit Procedures
21. UM 4790-5 MIMMS AIS, Field Maintenance Procedures

2831-MAIN-2008: Perform modification on low density SATCOM equipment

EVALUATION-CODED: NO

SUSTAINMENT INTERVAL: 12 months

MOS PERFORMING: 2831, 2834

GRADES: PVT, PFC, LCPL, CPL, SGT, SSGT, GYSGT

INITIAL TRAINING SETTING: MOJT

CONDITION: Given a mission requirement, equipment, and with the aid of references.

STANDARD: Improving equipment functioning, maintainability, reliability, or safety characteristics in accordance with applicable technical references.

PERFORMANCE STEPS:

1. Induct equipment into maintenance, if required.
2. Determine applicable technical references.
3. Conduct initial inspection.
4. Requisition parts, as required.
5. Apply modification (MI/TI/software/firmware upgrade).
6. Document modification.
7. Conduct final inspection.
8. Return equipment to owner, if required.

REFERENCES:

1. Applicable technical references
2. DLA Customer Assistance Handbook
3. DOD-HDBK-263B Electrostatic Discharge Control Handbook for Protection of Electrical and Electronic Parts, Assemblies and Equipment
4. DOD-STD-1686 Electrostatic Discharge Control
5. FEDLOG Federal Logistic Data
6. FMFRP 4-14 Field Grounding Procedures for Computers and Generators
7. Maintenance Float Catalog
8. MCBUL 3000 Marine Corps Automated Readiness Evaluation System (MARES) Equipment
9. MCO 2410.2_ Electromagnetic Environmental Effects (E3) Control Program
10. MCO 3000.11_ Ground Equipment Condition and Supply Materiel Readiness Reporting (MRR) Policy
11. MCO 4400.16_ Uniform Material Movement and Issue Priority System (UMMIPS)
12. MCO P4790.1_ Marine Corps Integrated Maintenance Management System (MIMMS) Introduction Manual
13. MCO P4790.2_ MIMMS Field Procedures Manual
14. MCO P5090.2_ Environmental Compliance and Protection Manual
15. MCO P5215.17_ The Marine Corps Technical Publications System
16. MIL-STD-1686B Electro-Static Discharge Control Program for Protection of Electrical and Electronic Parts
17. MIL-STD-188-124A Military Standard for Grounding
18. N6283300014 Navy Electricity and Electronics Training Series (NEETS)
19. SDS Safety Data Sheets
20. SL 1-2/3 Index of Authorized Publications in Stock
21. TI 4400-15/1_ Packaging, Handling, Storage, and Transportation of Electrostatic Discharge Sensitive Items
22. TM 4700-15/1_ Ground Equipment Record Procedures
23. TM 5895-45/1_ Standard Maintenance Practices Miniature/Microminiature (2M) Electronic Assembly Repair Organizational/Intermediate/Depot Level
24. TM 9406-15_ Grounding Procedures for Electromagnetic Interference Control and Safety
25. TM 9999-15/1_ Electro-Static Discharge (ESD) Awareness
26. TM 9999-15/2_ Electro-static Discharge (ESD) Management
27. UM 4400-124 SASSY Using Unit Procedures
28. UM 4790-5 MIMMS AIS, Field Maintenance Procedures

2831-MAIN-2009: Perform recovery and evacuation on low density SATCOM equipment

EVALUATION-CODED: NO

SUSTAINMENT INTERVAL: 12 months

MOS PERFORMING: 2831, 2834

GRADES: PVT, PFC, LCPL, CPL, SGT, SSGT, GYSGT

INITIAL TRAINING SETTING: MOJT

CONDITION: Given a mission, personnel, and equipment.

STANDARD: Retrieving or freeing immobile, inoperative, or abandoned materiel and/or moving materiel from one maintenance activity to another for repair or disposal in accordance with applicable technical references.

PERFORMANCE STEPS:

1. Induct equipment into maintenance, if required.
2. Determine applicable technical references.
3. Inspect equipment.
4. Return to service, if applicable.
5. Conduct disposition of unserviceable equipment, if applicable.
6. Evacuate materiel to higher maintenance activity, as required.
7. Document maintenance actions.
8. Return equipment to owner, if required.

REFERENCES:

1. Applicable technical references
2. DLA Customer Assistance Handbook
3. FEDLOG Federal Logistic Data
4. Maintenance Float Catalog
5. MCBUL 3000 Marine Corps Automated Readiness Evaluation System (MARES) Equipment
6. MCO 3000.11_ Ground Equipment Condition and Supply Materiel Readiness Reporting (MRR) Policy
7. MCO 4400.16_ Uniform Material Movement and Issue Priority System (UMMIPS)
8. MCO P4790.1_ Marine Corps Integrated Maintenance Management System (MIMMS) Introduction Manual
9. MCO P4790.2_ MIMMS Field Procedures Manual
10. MCO P5215.17_ The Marine Corps Technical Publications System
11. N6283300014 Navy Electronics and Electricity Training Series (NEETS)
12. SDS Safety Data Sheets
13. SL 1-2/3 Index of Authorized Publications in Stock
14. TM 4700-15/1_ Ground Equipment Record Procedures
15. UM 4400-124 SASSY Using Unit Procedures
16. UM 4790-5 MIMMS AIS, Field Maintenance Procedures

2831-OPS-2001: Provide technical assistance during the IOM of DWT equipment

EVALUATION-CODED: NO

SUSTAINMENT INTERVAL: 12 months

DESCRIPTION: Ground electronics maintenance Marines often assists equipment crew/operators in the installation and operation of equipment. In addition, ground electronics maintenance Marines often assists equipment crew/operators in troubleshooting equipment in operation, restoring equipment to operation. While ground electronics maintenance Marines are not utilized in the role of equipment crew/operators, they must have a thorough understanding in aspects of the proper installation and operation of equipment in order to determine when corrective action can be resolved by the equipment crew/operators and when equipment must be inducted into maintenance for field level maintenance actions.

MOS PERFORMING: 2831, 2834

GRADES: PVT, PFC, LCPL, CPL, SGT, SSGT, GYSGT

INITIAL TRAINING SETTING: MOJT

CONDITION: Given a mission requirement, equipment, and with the aid of references.

STANDARD: Ensuring proper equipment installation and operation, and identifying maintenance actions required to restore equipment operation as required in accordance with applicable equipment operation references.

PERFORMANCE STEPS:

1. Determine applicable equipment operation references.
2. Verify equipment configuration.
3. Verify software/firmware version, as required.
4. Verify equipment is properly grounded.
5. Verify power source.
6. Verify antenna installation, as required.
7. Verify remote capabilities, as required.
8. Verify COMSEC connection, as required.
9. Verify equipment operation.
10. Perform electromagnetic interference troubleshooting, as required.
11. Determine corrective action required, if applicable.

REFERENCES:

1. Applicable technical references
2. EKMS-1 (series) EKMS Policy and Procedures for Navy EKMS Tiers 2 & 3
3. EKMS-5A Cryptographic Equipment Information/Guidance Manual
4. SL 1-2/3 Index of Authorized Publications in Stock
5. TM 9406-15_ Grounding Procedures for Electromagnetic Interference Control and Safety

SUPPORT REQUIREMENTS:

EQUIPMENT: Support Equipment:

1. Oscilloscope
2. Multimeter
3. Signal generator
4. Power supply
5. Data analyzer
6. Spectrum analyzer

7. Frequency counter
8. Ground tester

2831-OPS-2002: Provide technical assistance during the IOM of low density SATCOM equipment

EVALUATION-CODED: NO

SUSTAINMENT INTERVAL: 12 months

DESCRIPTION: Ground electronics maintenance Marines often assists equipment crew/operators in the installation and operation of equipment. In addition, ground electronics maintenance Marines often assists equipment crew/operators in troubleshooting equipment in operation, restoring equipment to operation. While ground electronics maintenance Marines are not utilized in the role of equipment crew/operators, they must have a thorough understanding in aspects of the proper installation and operation of equipment in order to determine when corrective action can be resolved by the equipment crew/operators and when equipment must be inducted into maintenance for field level maintenance actions.

MOS PERFORMING: 2831, 2834

GRADES: PVT, PFC, LCPL, CPL, SGT, SSGT, GYSGT

INITIAL TRAINING SETTING: MOJT

CONDITION: Given a mission requirement, equipment, and with the aid of references.

STANDARD: Ensuring proper equipment installation and operation, and identifying maintenance actions required to restore equipment operation as required in accordance with applicable equipment operation references.

PERFORMANCE STEPS:

1. Determine applicable equipment operation references.
2. Verify equipment configuration.
3. Verify software/firmware version, as required.
4. Verify equipment is properly grounded.
5. Verify power source.
6. Verify antenna installation, as required.
7. Verify remote capabilities, as required.
8. Verify COMSEC connection, as required.
9. Verify equipment operation.
10. Perform electromagnetic interference troubleshooting, as required.
11. Determine corrective action required, if applicable.

REFERENCES:

1. Applicable technical references
2. EKMS-1 (series) EKMS Policy and Procedures for Navy EKMS Tiers 2 & 3
3. EKMS-5A Cryptographic Equipment Information/Guidance Manual
4. Operational Order Operational Order
5. SL 1-2/3 Index of Authorized Publications in Stock
6. TM 9406-15_ Grounding Procedures for Electromagnetic Interference Control

and Safety

SUPPORT REQUIREMENTS:

EQUIPMENT: Support Equipment:

1. Oscilloscope
 2. Multimeter
 3. Signal generator
 4. Power supply
 5. Data analyzer
 6. Spectrum analyzer
 7. Frequency counter
 8. Ground tester
-

2800 T&R MANUAL

CHAPTER 10

MOS 2834 INDIVIDUAL EVENTS

This chapter remains as a placeholder for future use. The 2834, Digital Wideband Technician MOS is a career progression MOS for a 2831, Digital Wideband Repairer. Skills progression training, experience, and rank of the Marine that holds this MOS will execute the individual training events of a 2831 (Chapter 9) at an advanced level; providing complex troubleshooting, supervision, training, and quality control of associated equipment. The Marine will manage all maintenance requirements associated to his/her rank and shop/unit in accordance with the 28XX individual training events (Chapter 4.)

2800 T&R MANUAL

CHAPTER 11

MOS 2841 INDIVIDUAL EVENTS

	<u>PARAGRAPH</u>	<u>PAGE</u>
PURPOSE	11000	11-2
EVENT CODING.	11001	11-2
INDEX OF INDIVIDUAL EVENTS.	11002	11-2
1000-LEVEL EVENTS	11003	11-3
2000-LEVEL EVENTS	11004	11-8

2800 T&R MANUAL

CHAPTER 11

MOS 2841 INDIVIDUAL EVENTS

11000. PURPOSE. This chapter details the individual events that pertain to Ground Radio Repairers and Electronics Maintenance Technicians. Each individual event provides an event title, along with the conditions events will be performed under, and the standard to which the event must be performed to be successful.

11001. EVENT CODING. Events in this T&R Manual are depicted with an up to 12-character, 3-field alphanumeric system, i.e. XXXX-XXXX-XXXX. This chapter utilizes the following methodology

a. Field one. This field represents the community. This chapter contains the following community codes:

<u>Code</u>	<u>Description</u>
2841	Ground Radio Repairer

b. Field two. This field represents the functional/duty area. This chapter contains the following functional/duty areas:

<u>Code</u>	<u>Description</u>
MAIN	Maintenance
OPS	Operations

c. Field three. This field provides the level at which the event is accomplished and numerical sequencing of events. This chapter contains the following event levels:

<u>Code</u>	<u>Description</u>
1000	Core Skills
2000	Core Plus Skills

11002. INDEX OF INDIVIDUAL EVENTS

EVENT CODE	EVENT	PAGE
1000-LEVEL		
2841-MAIN-1001	Perform repair on ground radio equipment	11-3
2841-MAIN-1002	Perform repair on ground vehicle intercommunication equipment	11-5
2841-MAIN-1003	Perform repair on ground common SATCOM equipment	11-6
2000-LEVEL		
2841-MAIN-2001	Perform inspection and classification on ground radio equipment	11-8

2841-MAIN-2002	Perform servicing, adjustment, and tuning on ground radio equipment	11-9
2841-MAIN-2003	Perform modification on ground radio equipment	11-10
2841-MAIN-2004	Perform recovery and evacuation on ground radio equipment	11-11
2841-MAIN-2005	Perform inspection and classification on ground vehicle intercommunication equipment	11-12
2841-MAIN-2006	Perform servicing, adjustment, and tuning on ground vehicle intercommunication equipment	11-13
2841-MAIN-2007	Perform modification on ground vehicle intercommunication equipment	11-14
2841-MAIN-2008	Perform recovery and evacuation on ground vehicle intercommunication equipment	11-15
2841-MAIN-2009	Perform inspection and classification on mechanized vehicle electronics equipment	11-16
2841-MAIN-2010	Perform servicing, adjustment, and tuning on mechanized vehicle electronics equipment	11-17
2841-MAIN-2011	Perform modification on mechanized vehicle electronics equipment	11-18
2841-MAIN-2012	Perform recovery and evacuation on mechanized vehicle electronics equipment	11-20
2841-MAIN-2013	Perform inspection and classification on ground common SATCOM equipment	11-21
2841-MAIN-2014	Perform servicing, adjustment, and tuning on ground common SATCOM equipment	11-22
2841-MAIN-2015	Perform modification on ground common SATCOM equipment	11-23
2841-MAIN-2016	Perform recovery and evacuation on ground common SATCOM equipment	11-24
2841-MAIN-2017	Perform repair on mechanized vehicle electronics equipment	11-25
2841-OPS-2001	Provide technical assistance during the IOM of ground radio equipment	11-26
2841-OPS-2002	Provide technical assistance during the IOM of ground vehicle intercommunication equipment	11-27
2841-OPS-2003	Provide technical assistance during the IOM of mechanized vehicle electronics equipment	11-29
2841-OPS-2004	Provide technical assistance during the IOM of ground common SATCOM equipment	11-30

Also refer to Chapter 4 for 28XX individual training events for which 2841 Ground Radio Repairers are responsible.

11003. 1000-LEVEL EVENTS

2841-MAIN-1001: Perform repair on ground radio equipment

EVALUATION-CODED: NO

SUSTAINMENT INTERVAL: 12 months

MOS PERFORMING: 2841, 2862

GRADES: PVT, PFC, LCPL, CPL, SGT, SSGT, GYSGT

INITIAL TRAINING SETTING: FORMAL

CONDITION: Given a mission requirement, equipment, and with the aid of references.

STANDARD: Returning equipment to serviceable condition in accordance with applicable technical references.

PERFORMANCE STEPS:

1. Induct equipment into maintenance, if required.
2. Determine applicable technical references.
3. Conduct initial inspection.
4. Research applicable technical information.
5. Diagnose fault.
6. Troubleshoot.
7. Isolate fault.
8. Determine maintenance actions required.
9. Requisition parts, if required.
10. Perform required maintenance actions.
11. Align, as required.
12. Apply MIs/TIs, as required.
13. Apply firmware/software upgrades, as required.
14. Document maintenance actions.
15. Conduct final inspection.
16. Return equipment to owner, if required.

REFERENCES:

1. Applicable technical references
2. DLA Customer Assistance Handbook
3. DOD-HDBK-263B Electrostatic Discharge Control Handbook for Protection of Electrical and Electronic Parts, Assemblies and Equipment
4. DOD-STD-1686 Electrostatic Discharge Control
5. FEDLOG Federal Logistic Data
6. FMFRP 4-14 Field Grounding Procedures for Computers and Generators
7. Maintenance Float Catalog
8. MCBUL 3000 Marine Corps Automated Readiness Evaluation System (MARES) Equipment
9. MCO 2410.2_ Electromagnetic Environmental Effects (E3) Control Program
10. MCO 3000.11_ Ground Equipment Condition and Supply Materiel Readiness Reporting (MRR) Policy
11. MCO 4400.16_ Uniform Material Movement and Issue Priority System (UMMIPS)
12. MCO P4790.1_ Marine Corps Integrated Maintenance Management System (MIMMS) Introduction Manual
13. MCO P4790.2_ MIMMS Field Procedures Manual
14. MCO P5090.2_ Environmental Compliance and Protection Manual
15. MCO P5215.17_ The Marine Corps Technical Publications System
16. MIL-STD-1686B Electro-Static Discharge Control Program for Protection of Electrical and Electronic Parts
17. MIL-STD-188-124A Military Standard for Grounding
18. N6283300014 Navy Electricity and Electronics Training Series (NEETS)
19. SDS Safety Data Sheets
20. SL 1-2/3 Index of Authorized Publications in Stock

21. TI 4400-15/1_ Packaging, Handling, Storage, and Transportation of Electrostatic Discharge Sensitive Items
 22. TM 4700-15/1_ Ground Equipment Record Procedures
 23. TM 5895-45/1_ Standard Maintenance Practices Miniature/Microminiature (2M) Electronic Assembly Repair Organizational/Intermediate/Depot Level
 24. TM 9406-15_ Grounding Procedures for Electromagnetic Interference Control and Safety
 25. TM 9999-15/1_ Electro-Static Discharge (ESD) Awareness
 26. TM 9999-15/2_ Electro-static Discharge (ESD) Management
 27. UM 4400-124 SASSY Using Unit Procedures
 28. UM 4790-5 MIMMS AIS, Field Maintenance Procedures
-

2841-MAIN-1002: Perform repair on ground vehicle intercommunication equipment

EVALUATION-CODED: NO

SUSTAINMENT INTERVAL: 12 months

MOS PERFORMING: 2841, 2862

GRADES: PVT, PFC, LCPL, CPL, SGT, SSGT, GYSGT

INITIAL TRAINING SETTING: FORMAL

CONDITION: Given a mission requirement, equipment, and with the aid of references.

STANDARD: Returning equipment to serviceable condition in accordance with applicable technical references.

PERFORMANCE STEPS:

1. Induct equipment into maintenance, if required.
2. Determine applicable technical references.
3. Conduct initial inspection.
4. Research applicable technical information.
5. Diagnose fault.
6. Troubleshoot.
7. Isolate fault.
8. Determine maintenance actions required.
9. Requisition parts, if required.
10. Perform required maintenance actions.
11. Align, as required.
12. Apply MIs/TIs, as required.
13. Apply firmware/software upgrades, as required.
14. Document maintenance actions.
15. Conduct final inspection.
16. Return equipment to owner, if required.

REFERENCES:

1. Applicable technical references
2. DLA Customer Assistance Handbook
3. DOD-HDBK-263B Electrostatic Discharge Control Handbook for Protection of Electrical and Electronic Parts, Assemblies and Equipment
4. DOD-STD-1686 Electrostatic Discharge Control

5. FEDLOG Federal Logistic Data
6. FMFRP 4-14 Field Grounding Procedures for Computers and Generators
7. Maintenance Float Catalog
8. MCBUL 3000 Marine Corps Automated Readiness Evaluation System (MARES) Equipment
9. MCO 2410.2_ Electromagnetic Environmental Effects (E3) Control Program
10. MCO 3000.11_ Ground Equipment Condition and Supply Materiel Readiness Reporting (MRR) Policy
11. MCO 4400.16_ Uniform Material Movement and Issue Priority System (UMMIPS)
12. MCO P4790.1_ Marine Corps Integrated Maintenance Management System (MIMMS) Introduction Manual
13. MCO P4790.2_ MIMMS Field Procedures Manual
14. MCO P5090.2_ Environmental Compliance and Protection Manual
15. MCO P5215.17_ The Marine Corps Technical Publications System
16. MIL-STD-1686B Electro-Static Discharge Control Program for Protection of Electrical and Electronic Parts
17. MIL-STD-188-124A Military Standard for Grounding
18. N6283300014 Navy Electricity and Electronics Training Series (NEETS)
19. SDS Safety Data Sheets
20. SL 1-2/3 Index of Authorized Publications in Stock
21. TI 4400-15/1_ Packaging, Handling, Storage, and Transportation of Electrostatic Discharge Sensitive Items
22. TM 4700-15/1_ Ground Equipment Record Procedures
23. TM 5895-45/1_ Standard Maintenance Practices Miniature/Microminiature (2M) Electronic Assembly Repair Organizational/Intermediate/Depot Level
24. TM 9406-15_ Grounding Procedures for Electromagnetic Interference Control and Safety
25. TM 9999-15/1_ Electro-Static Discharge (ESD) Awareness
26. TM 9999-15/2_ Electro-static Discharge (ESD) Management
27. UM 4400-124 SASSY Using Unit Procedures
28. UM 4790-5 MIMMS AIS, Field Maintenance Procedures

2841-MAIN-1003: Perform repair on ground common SATCOM equipment

EVALUATION-CODED: NO

SUSTAINMENT INTERVAL: 12 months

MOS PERFORMING: 2841, 2862

GRADES: PVT, PFC, LCPL, CPL, SGT, SSGT, GYSGT

INITIAL TRAINING SETTING: FORMAL

CONDITION: Given a mission requirement, equipment, and with the aid of references.

STANDARD: Returning equipment to serviceable condition in accordance with applicable technical references.

PERFORMANCE STEPS:

1. Induct equipment into maintenance, if required.
2. Determine applicable technical references.
3. Conduct initial inspection.

4. Research applicable technical information.
5. Diagnose fault.
6. Troubleshoot.
7. Isolate fault.
8. Determine maintenance actions required.
9. Requisition parts, if required.
10. Perform required maintenance actions.
11. Align, as required.
12. Apply MIs/TIs, as required.
13. Apply firmware/software upgrades, as required.
14. Document maintenance actions.
15. Conduct final inspection.
16. Return equipment to owner, if required.

REFERENCES :

1. Applicable technical references
 2. DLA Customer Assistance Handbook
 3. DOD-HDBK-263B Electrostatic Discharge Control Handbook for Protection of Electrical and Electronic Parts, Assemblies and Equipment
 4. DOD-STD-1686 Electrostatic Discharge Control
 5. FEDLOG Federal Logistic Data
 6. FMFRP 4-14 Field Grounding Procedures for Computers and Generators
 7. Maintenance Float Catalog
 8. MCBUL 3000 Marine Corps Automated Readiness Evaluation System (MARES) Equipment
 9. MCO 2410.2_ Electromagnetic Environmental Effects (E3) Control Program
 10. MCO 3000.11_ Ground Equipment Condition and Supply Materiel Readiness Reporting (MRR) Policy
 11. MCO 4400.16_ Uniform Material Movement and Issue Priority System (UMMIPS)
 12. MCO P4790.1_ Marine Corps Integrated Maintenance Management System (MIMMS) Introduction Manual
 13. MCO P4790.2_ MIMMS Field Procedures Manual
 14. MCO P5090.2_ Environmental Compliance and Protection Manual
 15. MCO P5215.17_ The Marine Corps Technical Publications System
 16. MIL-STD-1686B Electro-Static Discharge Control Program for Protection of Electrical and Electronic Parts
 17. MIL-STD-188-124A Military Standard for Grounding
 18. N6283300014 Navy Electricity and Electronics Training Series (NEETS)
 19. SDS Safety Data Sheets
 20. SL 1-2/3 Index of Authorized Publications in Stock
 21. TI 4400-15/1_ Packaging, Handling, Storage, and Transportation of Electrostatic Discharge Sensitive Items
 22. TM 4700-15/1_ Ground Equipment Record Procedures
 23. TM 5895-45/1_ Standard Maintenance Practices Miniature/Microminiature (2M) Electronic Assembly Repair Organizational/Intermediate/Depot Level
 24. TM 9406-15_ Grounding Procedures for Electromagnetic Interference Control and Safety
 25. TM 9999-15/1_ Electro-Static Discharge (ESD) Awareness
 26. TM 9999-15/2_ Electro-static Discharge (ESD) Management
 27. UM 4400-124 SASSY Using Unit Procedures
 28. UM 4790-5 MIMMS AIS, Field Maintenance Procedures
-

11004. 2000-LEVEL EVENTS

2841-MAIN-2001: Perform inspection and classification on ground radio equipment

EVALUATION-CODED: NO

SUSTAINMENT INTERVAL: 12 months

MOS PERFORMING: 2841, 2862

GRADES: PVT, PFC, LCPL, CPL, SGT, SSGT, GYSGT

INITIAL TRAINING SETTING: MOJT

CONDITION: Given a mission requirement, equipment, and with the aid of references.

STANDARD: Determining maintenance requirements and satisfactory maintenance performance, and assigning item to a maintenance category, in accordance with applicable technical references.

PERFORMANCE STEPS:

1. Induct equipment into maintenance, if required.
2. Determine applicable technical references.
3. Test item against established standards.
4. Verify application of all required MIs and TIs.
5. Verify currency of firmware/software version, if applicable.
6. Determine extent of maintenance required.
7. Assign item to a maintenance category, if required.
8. Confirm satisfactory performance of maintenance, if required.
9. Return to maintenance, if required.
10. Document maintenance actions.
11. Return equipment to owner, if required.

REFERENCES:

1. Applicable technical references
2. DLA Customer Assistance Handbook
3. FEDLOG Federal Logistic Data
4. Maintenance Float Catalog
5. MCBUL 3000 Marine Corps Automated Readiness Evaluation System (MARES) Equipment
6. MCO 2410.2_ Electromagnetic Environmental Effects (E3) Control Program
7. MCO 3000.11_ Ground Equipment Condition and Supply Materiel Readiness Reporting (MRR) Policy
8. MCO 4400.16_ Uniform Material Movement and Issue Priority System (UMMIPS)
9. MCO P4790.1_ Marine Corps Integrated Maintenance Management System (MIMMS) Introduction Manual
10. MCO P4790.2_ MIMMS Field Procedures Manual
11. MCO P5215.17_ The Marine Corps Technical Publications System
12. N6283300014 Navy Electricity and Electronics Training Series (NEETS)
13. SDS Safety Data Sheets
14. SL 1-2/3 Index of Authorized Publications in Stock
15. TI 4400-15/1_ Packaging, Handling, Storage, and Transportation of Electrostatic Discharge Sensitive Items

16. TM 4700-15/1_ Ground Equipment Record Procedures
17. TM 9406-15_ Grounding Procedures for Electromagnetic Interference Control and Safety
18. TM 9999-15/1_ Electro-Static Discharge (ESD) Awareness
19. TM 9999-15/2_ Electro-static Discharge (ESD) Management
20. UM 4400-124 SASSY Using Unit Procedures
21. UM 4790-5 MIMMS AIS, Field Maintenance Procedures

2841-MAIN-2002: Perform servicing, adjustment, and tuning on ground radio equipment

EVALUATION-CODED: NO

SUSTAINMENT INTERVAL: 12 months

MOS PERFORMING: 2841, 2862

GRADES: PVT, PFC, LCPL, CPL, SGT, SSGT, GYSGT

INITIAL TRAINING SETTING: MOJT

CONDITION: Given a mission requirement, equipment, and with the aid of references.

STANDARD: Adjusting equipment to achieve precise functioning in accordance with applicable technical references.

PERFORMANCE STEPS:

1. Induct equipment into maintenance, if required.
2. Determine applicable technical references.
3. Conduct initial inspection.
4. Adjust equipment performance.
5. Verify equipment performance.
6. Document maintenance actions.
7. Return equipment to owner, if required.

REFERENCES:

1. Applicable technical references
2. DLA Customer Assistance Handbook
3. FEDLOG Federal Logistic Data
4. Maintenance Float Catalog
5. MCBUL 3000 Marine Corps Automated Readiness Evaluation System (MARES) Equipment
6. MCO 2410.2_ Electromagnetic Environmental Effects (E3) Control Program
7. MCO 3000.11_ Ground Equipment Condition and Supply Materiel Readiness Reporting (MRR) Policy
8. MCO 4400.16_ Uniform Material Movement and Issue Priority System (UMMIPS)
9. MCO P4790.1_ Marine Corps Integrated Maintenance Management System (MIMMS) Introduction Manual
10. MCO P4790.2_ MIMMS Field Procedures Manual
11. MCO P5215.17_ The Marine Corps Technical Publications System
12. N6283300014 Navy Electricity and Electronics Training Series (NEETS)
13. SDS Safety Data Sheets
14. SL 1-2/3 Index of Authorized Publications in Stock

15. TI 4400-15/1_ Packaging, Handling, Storage, and Transportation of Electrostatic Discharge Sensitive Items
 16. TM 4700-15/1_ Ground Equipment Record Procedures
 17. TM 9406-15_ Grounding Procedures for Electromagnetic Interference Control and Safety
 18. TM 9999-15/1_ Electro-Static Discharge (ESD) Awareness
 19. TM 9999-15/2_ Electro-static Discharge (ESD) Management
 20. UM 4400-124 SASSY Using Unit Procedures
 21. UM 4790-5 MIMMS AIS, Field Maintenance Procedures
-

2841-MAIN-2003: Perform modification on ground radio equipment

EVALUATION-CODED: NO

SUSTAINMENT INTERVAL: 12 months

MOS PERFORMING: 2841, 2862

GRADES: PVT, PFC, LCPL, CPL, SGT, SSGT, GYSGT

INITIAL TRAINING SETTING: MOJT

CONDITION: Given a mission requirement, equipment, and with the aid of references.

STANDARD: Improving equipment functioning, maintainability, reliability, or safety characteristics in accordance with applicable technical references.

PERFORMANCE STEPS:

1. Induct equipment into maintenance, if required.
2. Determine applicable technical references.
3. Conduct initial inspection.
4. Requisition parts, as required.
5. Apply modification (MI/TI/software/firmware upgrade).
6. Document modification.
7. Conduct final inspection.
8. Return equipment to owner, if required.

REFERENCES:

1. Applicable technical references
2. DLA Customer Assistance Handbook
3. DOD-HDBK-263B Electrostatic Discharge Control Handbook for Protection of Electrical and Electronic Parts, Assemblies and Equipment
4. DOD-STD-1686 Electrostatic Discharge Control
5. FEDLOG Federal Logistic Data
6. FMFRP 4-14 Field Grounding Procedures for Computers and Generators
7. Maintenance Float Catalog
8. MCBUL 3000 Marine Corps Automated Readiness Evaluation System (MARES) Equipment
9. MCO 2410.2_ Electromagnetic Environmental Effects (E3) Control Program
10. MCO 3000.11_ Ground Equipment Condition and Supply Materiel Readiness Reporting (MRR) Policy
11. MCO 4400.16_ Uniform Material Movement and Issue Priority System (UMMIPS)
12. MCO P4790.1_ Marine Corps Integrated Maintenance Management System (MIMMS)

- Introduction Manual
13. MCO P4790.2_ MIMMS Field Procedures Manual
 14. MCO P5090.2_ Environmental Compliance and Protection Manual
 15. MCO P5215.17_ The Marine Corps Technical Publications System
 16. MIL-STD-1686B Electro-Static Discharge Control Program for Protection of Electrical and Electronic Parts
 17. MIL-STD-188-124A Military Standard for Grounding
 18. N6283300014 Navy Electricity and Electronics Training Series (NEETS)
 19. SDS Safety Data Sheets
 20. SL 1-2/3 Index of Authorized Publications in Stock
 21. TI 4400-15/1_ Packaging, Handling, Storage, and Transportation of Electrostatic Discharge Sensitive Items
 22. TM 4700-15/1_ Ground Equipment Record Procedures
 23. TM 5895-45/1_ Standard Maintenance Practices Miniature/Microminiature (2M) Electronic Assembly Repair Organizational/Intermediate/Depot Level
 24. TM 9406-15_ Grounding Procedures for Electromagnetic Interference Control and Safety
 25. TM 9999-15/1_ Electro-Static Discharge (ESD) Awareness
 26. TM 9999-15/2_ Electro-static Discharge (ESD) Management
 27. UM 4400-124 SASSY Using Unit Procedures
 28. UM 4790-5 MIMMS AIS, Field Maintenance Procedures
-

2841-MAIN-2004: Perform recovery and evacuation on ground radio equipment

EVALUATION-CODED: NO

SUSTAINMENT INTERVAL: 12 months

MOS PERFORMING: 2841, 2862

GRADES: PVT, PFC, LCPL, CPL, SGT, SSGT, GYSGT

INITIAL TRAINING SETTING: MOJT

CONDITION: Given a mission, personnel, and equipment.

STANDARD: Retrieving or freeing immobile, inoperative, or abandoned materiel and/or moving materiel from one maintenance activity to another for repair or disposal in accordance with applicable technical references.

PERFORMANCE STEPS:

1. Induct equipment into maintenance, if required.
2. Determine applicable technical references.
3. Inspect equipment.
4. Return to service, if applicable.
5. Conduct disposition of unserviceable equipment, if applicable.
6. Evacuate materiel to higher maintenance activity, as required.
7. Document maintenance actions.
8. Return equipment to owner, if required.

REFERENCES:

1. Applicable technical references
2. DLA Customer Assistance Handbook
3. FEDLOG Federal Logistic Data

4. Maintenance Float Catalog
 5. MCBUL 3000 Marine Corps Automated Readiness Evaluation System (MARES) Equipment
 6. MCO 3000.11_ Ground Equipment Condition and Supply Materiel Readiness Reporting (MRR) Policy
 7. MCO 4400.16_ Uniform Material Movement and Issue Priority System (UMMIPS)
 8. MCO P4790.1_ Marine Corps Integrated Maintenance Management System (MIMMS) Introduction Manual
 9. MCO P4790.2_ MIMMS Field Procedures Manual
 10. MCO P5215.17_ The Marine Corps Technical Publications System
 11. N6283300014 Navy Electronics and Electricity Training Series (NEETS)
 12. SDS Safety Data Sheets
 13. SL 1-2/3 Index of Authorized Publications in Stock
 14. TM 4700-15/1_ Ground Equipment Record Procedures
 15. UM 4400-124 SASSY Using Unit Procedures
 16. UM 4790-5 MIMMS AIS, Field Maintenance Procedures
-

2841-MAIN-2005: Perform inspection and classification on ground vehicle intercommunication equipment

EVALUATION-CODED: NO

SUSTAINMENT INTERVAL: 12 months

MOS PERFORMING: 2841, 2862

GRADES: PVT, PFC, LCPL, CPL, SGT, SSGT, GYSGT

INITIAL TRAINING SETTING: MOJT

CONDITION: Given a mission requirement, equipment, and with the aid of references.

STANDARD: Determining maintenance requirements and satisfactory maintenance performance, and assigning item to a maintenance category, in accordance with applicable technical references.

PERFORMANCE STEPS:

1. Induct equipment into maintenance, if required.
2. Determine applicable technical references.
3. Test item against established standards.
4. Verify application of all required MIs and TIs.
5. Verify currency of firmware/software version, if applicable.
6. Determine extent of maintenance required.
7. Assign item to a maintenance category, if required.
8. Confirm satisfactory performance of maintenance, if required.
9. Return to maintenance, if required.
10. Document maintenance actions.
11. Return equipment to owner, if required.

REFERENCES:

1. Applicable technical references
2. DLA Customer Assistance Handbook
3. FEDLOG Federal Logistic Data

4. Maintenance Float Catalog
5. MCBUL 3000 Marine Corps Automated Readiness Evaluation System (MARES) Equipment
6. MCO 2410.2_ Electromagnetic Environmental Effects (E3) Control Program
7. MCO 3000.11_ Ground Equipment Condition and Supply Materiel Readiness Reporting (MRR) Policy
8. MCO 4400.16_ Uniform Material Movement and Issue Priority System (UMMIPS)
9. MCO P4790.1_ Marine Corps Integrated Maintenance Management System (MIMMS) Introduction Manual
10. MCO P4790.2_ MIMMS Field Procedures Manual
11. MCO P5215.17_ The Marine Corps Technical Publications System
12. N6283300014 Navy Electricity and Electronics Training Series (NEETS)
13. SDS Safety Data Sheets
14. SL 1-2/3 Index of Authorized Publications in Stock
15. TI 4400-15/1_ Packaging, Handling, Storage, and Transportation of Electrostatic Discharge Sensitive Items
16. TM 4700-15/1_ Ground Equipment Record Procedures
17. TM 9406-15_ Grounding Procedures for Electromagnetic Interference Control and Safety
18. TM 9999-15/1_ Electro-Static Discharge (ESD) Awareness
19. TM 9999-15/2_ Electro-static Discharge (ESD) Management
20. UM 4400-124 SASSY Using Unit Procedures
21. UM 4790-5 MIMMS AIS, Field Maintenance Procedures

2841-MAIN-2006: Perform servicing, adjustment, and tuning on ground vehicle intercommunication equipment

EVALUATION-CODED: NO

SUSTAINMENT INTERVAL: 12 months

MOS PERFORMING: 2841, 2862

GRADES: PVT, PFC, LCPL, CPL, SGT, SSGT, GYSGT

INITIAL TRAINING SETTING: MOJT

CONDITION: Given a mission requirement, equipment, and with the aid of references.

STANDARD: Adjusting equipment to achieve precise functioning in accordance with applicable technical references.

PERFORMANCE STEPS:

1. Induct equipment into maintenance, if required.
2. Determine applicable technical references.
3. Conduct initial inspection.
4. Adjust equipment performance.
5. Verify equipment performance.
6. Document maintenance actions.
7. Return equipment to owner, if required.

REFERENCES:

1. Applicable technical references

2. DLA Customer Assistance Handbook
3. FEDLOG Federal Logistic Data
4. Maintenance Float Catalog
5. MCBUL 3000 Marine Corps Automated Readiness Evaluation System (MARES) Equipment
6. MCO 2410.2_ Electromagnetic Environmental Effects (E3) Control Program
7. MCO 3000.11_ Ground Equipment Condition and Supply Materiel Readiness Reporting (MRR) Policy
8. MCO 4400.16_ Uniform Material Movement and Issue Priority System (UMMIPS)
9. MCO P4790.1_ Marine Corps Integrated Maintenance Management System (MIMMS) Introduction Manual
10. MCO P4790.2_ MIMMS Field Procedures Manual
11. MCO P5215.17_ The Marine Corps Technical Publications System
12. N6283300014 Navy Electricity and Electronics Training Series (NEETS)
13. SDS Safety Data Sheets
14. SL 1-2/3 Index of Authorized Publications in Stock
15. TI 4400-15/1_ Packaging, Handling, Storage, and Transportation of Electrostatic Discharge Sensitive Items
16. TM 4700-15/1_ Ground Equipment Record Procedures
17. TM 9406-15_ Grounding Procedures for Electromagnetic Interference Control and Safety
18. TM 9999-15/1_ Electro-Static Discharge (ESD) Awareness
19. TM 9999-15/2_ Electro-static Discharge (ESD) Management
20. UM 4400-124 SASSY Using Unit Procedures
21. UM 4790-5 MIMMS AIS, Field Maintenance Procedures

2841-MAIN-2007: Perform modification on ground vehicle intercommunication equipment

EVALUATION-CODED: NO

SUSTAINMENT INTERVAL: 12 months

MOS PERFORMING: 2841, 2862

GRADES: PVT, PFC, LCPL, CPL, SGT, SSGT, GYSGT

INITIAL TRAINING SETTING: MOJT

CONDITION: Given a mission requirement, equipment, and with the aid of references.

STANDARD: Improving equipment functioning, maintainability, reliability, or safety characteristics in accordance with applicable technical references.

PERFORMANCE STEPS:

1. Induct equipment into maintenance, if required.
2. Determine applicable technical references.
3. Conduct initial inspection.
4. Requisition parts, as required.
5. Apply modification (MI/TI/software/firmware upgrade).
6. Document modification.
7. Conduct final inspection.
8. Return equipment to owner, if required.

REFERENCES:

1. Applicable technical references
2. DLA Customer Assistance Handbook
3. DOD-HDBK-263B Electrostatic Discharge Control Handbook for Protection of Electrical and Electronic Parts, Assemblies and Equipment
4. DOD-STD-1686 Electrostatic Discharge Control
5. FEDLOG Federal Logistic Data
6. FMFRP 4-14 Field Grounding Procedures for Computers and Generators
7. Maintenance Float Catalog
8. MCBUL 3000 Marine Corps Automated Readiness Evaluation System (MARES) Equipment
9. MCO 2410.2_ Electromagnetic Environmental Effects (E3) Control Program
10. MCO 3000.11_ Ground Equipment Condition and Supply Materiel Readiness Reporting (MRR) Policy
11. MCO 4400.16_ Uniform Material Movement and Issue Priority System (UMMIPS)
12. MCO P4790.1_ Marine Corps Integrated Maintenance Management System (MIMMS) Introduction Manual
13. MCO P4790.2_ MIMMS Field Procedures Manual
14. MCO P5090.2_ Environmental Compliance and Protection Manual
15. MCO P5215.17_ The Marine Corps Technical Publications System
16. MIL-STD-1686B Electro-Static Discharge Control Program for Protection of Electrical and Electronic Parts
17. MIL-STD-188-124A Military Standard for Grounding
18. N6283300014 Navy Electricity and Electronics Training Series (NEETS)
19. SDS Safety Data Sheets
20. SL 1-2/3 Index of Authorized Publications in Stock
21. TI 4400-15/1_ Packaging, Handling, Storage, and Transportation of Electrostatic Discharge Sensitive Items
22. TM 4700-15/1_ Ground Equipment Record Procedures
23. TM 5895-45/1_ Standard Maintenance Practices Miniature/Microminiature (2M) Electronic Assembly Repair Organizational/Intermediate/Depot Level
24. TM 9406-15_ Grounding Procedures for Electromagnetic Interference Control and Safety
25. TM 9999-15/1_ Electro-Static Discharge (ESD) Awareness
26. TM 9999-15/2_ Electro-static Discharge (ESD) Management
27. UM 4400-124 SASSY Using Unit Procedures
28. UM 4790-5 MIMMS AIS, Field Maintenance Procedures

2841-MAIN-2008: Perform recovery and evacuation on ground vehicle intercommunication equipment

EVALUATION-CODED: NO

SUSTAINMENT INTERVAL: 12 months

MOS PERFORMING: 2841, 2862

GRADES: PVT, PFC, LCPL, CPL, SGT, SSGT, GYSGT

INITIAL TRAINING SETTING: MOJT

CONDITION: Given a mission, personnel, and equipment.

STANDARD: Retrieving or freeing immobile, inoperative, or abandoned materiel and/or moving materiel from one maintenance activity to another for repair or disposal in accordance with applicable technical references.

PERFORMANCE STEPS:

1. Induct equipment into maintenance, if required.
2. Determine applicable technical references.
3. Inspect equipment.
4. Return to service, if applicable.
5. Conduct disposition of unserviceable equipment, if applicable.
6. Evacuate materiel to higher maintenance activity, as required.
7. Document maintenance actions.
8. Return equipment to owner, if required.

REFERENCES:

1. Applicable technical references
2. DLA Customer Assistance Handbook
3. FEDLOG Federal Logistic Data
4. Maintenance Float Catalog
5. MCBUL 3000 Marine Corps Automated Readiness Evaluation System (MARES) Equipment
6. MCO 3000.11_ Ground Equipment Condition and Supply Materiel Readiness Reporting (MRR) Policy
7. MCO 4400.16_ Uniform Material Movement and Issue Priority System (UMMIPS)
8. MCO P4790.1_ Marine Corps Integrated Maintenance Management System (MIMMS) Introduction Manual
9. MCO P4790.2_ MIMMS Field Procedures Manual
10. MCO P5215.17_ The Marine Corps Technical Publications System
11. N6283300014 Navy Electronics and Electricity Training Series (NEETS)
12. SDS Safety Data Sheets
13. SL 1-2/3 Index of Authorized Publications in Stock
14. TM 4700-15/1_ Ground Equipment Record Procedures
15. UM 4400-124 SASSY Using Unit Procedures
16. UM 4790-5 MIMMS AIS, Field Maintenance Procedures

2841-MAIN-2009: Perform inspection and classification on mechanized vehicle electronics equipment

EVALUATION-CODED: NO

SUSTAINMENT INTERVAL: 12 months

MOS PERFORMING: 2841, 2862

GRADES: PVT, PFC, LCPL, CPL, SGT, SSGT, GYSGT

INITIAL TRAINING SETTING: MOJT

CONDITION: Given a mission requirement, equipment, and with the aid of references.

STANDARD: Determining maintenance requirements and satisfactory maintenance performance, and assigning item to a maintenance category, in accordance with applicable technical references.

PERFORMANCE STEPS:

1. Induct equipment into maintenance, if required.
2. Determine applicable technical references.
3. Test item against established standards.
4. Verify application of all required MIs and TIs.
5. Verify currency of firmware/software version, if applicable.
6. Determine extent of maintenance required.
7. Assign item to a maintenance category, if required.
8. Confirm satisfactory performance of maintenance, if required.
9. Return to maintenance, if required.
10. Document maintenance actions.
11. Return equipment to owner, if required.

REFERENCES:

1. Applicable technical references
2. DLA Customer Assistance Handbook
3. FEDLOG Federal Logistic Data
4. Maintenance Float Catalog
5. MCBUL 3000 Marine Corps Automated Readiness Evaluation System (MARES) Equipment
6. MCO 2410.2_ Electromagnetic Environmental Effects (E3) Control Program
7. MCO 3000.11_ Ground Equipment Condition and Supply Materiel Readiness Reporting (MRR) Policy
8. MCO 4400.16_ Uniform Material Movement and Issue Priority System (UMMIPS)
9. MCO P4790.1_ Marine Corps Integrated Maintenance Management System (MIMMS) Introduction Manual
10. MCO P4790.2_ MIMMS Field Procedures Manual
11. MCO P5215.17_ The Marine Corps Technical Publications System
12. N6283300014 Navy Electricity and Electronics Training Series (NEETS)
13. SDS Safety Data Sheets
14. SL 1-2/3 Index of Authorized Publications in Stock
15. TI 4400-15/1_ Packaging, Handling, Storage, and Transportation of Electrostatic Discharge Sensitive Items
16. TM 4700-15/1_ Ground Equipment Record Procedures
17. TM 9406-15_ Grounding Procedures for Electromagnetic Interference Control and Safety
18. TM 9999-15/1_ Electro-Static Discharge (ESD) Awareness
19. TM 9999-15/2_ Electro-static Discharge (ESD) Management
20. UM 4400-124 SASSY Using Unit Procedures
21. UM 4790-5 MIMMS AIS, Field Maintenance Procedures

2841-MAIN-2010: Perform servicing, adjustment, and tuning on mechanized vehicle electronics equipment

EVALUATION-CODED: NO

SUSTAINMENT INTERVAL: 12 months

MOS PERFORMING: 2841, 2862

GRADES: PVT, PFC, LCPL, CPL, SGT, SSGT, GYSGT

INITIAL TRAINING SETTING: MOJT

CONDITION: Given a mission requirement, equipment, and with the aid of references.

STANDARD: Adjusting equipment to achieve precise functioning in accordance with applicable technical references.

PERFORMANCE STEPS:

1. Induct equipment into maintenance, if required.
2. Determine applicable technical references.
3. Conduct initial inspection.
4. Adjust equipment performance.
5. Verify equipment performance.
6. Document maintenance actions.
7. Return equipment to owner, if required.

REFERENCES:

1. Applicable technical references
2. DLA Customer Assistance Handbook
3. FEDLOG Federal Logistic Data
4. Maintenance Float Catalog
5. MCBUL 3000 Marine Corps Automated Readiness Evaluation System (MARES) Equipment
6. MCO 2410.2_ Electromagnetic Environmental Effects (E3) Control Program
7. MCO 3000.11_ Ground Equipment Condition and Supply Materiel Readiness Reporting (MRR) Policy
8. MCO 4400.16_ Uniform Material Movement and Issue Priority System (UMMIPS)
9. MCO P4790.1_ Marine Corps Integrated Maintenance Management System (MIMMS) Introduction Manual
10. MCO P4790.2_ MIMMS Field Procedures Manual
11. MCO P5215.17_ The Marine Corps Technical Publications System
12. N6283300014 Navy Electricity and Electronics Training Series (NEETS)
13. SDS Safety Data Sheets
14. SL 1-2/3 Index of Authorized Publications in Stock
15. TI 4400-15/1_ Packaging, Handling, Storage, and Transportation of Electrostatic Discharge Sensitive Items
16. TM 4700-15/1_ Ground Equipment Record Procedures
17. TM 9406-15_ Grounding Procedures for Electromagnetic Interference Control and Safety
18. TM 9999-15/1_ Electro-Static Discharge (ESD) Awareness
19. TM 9999-15/2_ Electro-static Discharge (ESD) Management
20. UM 4400-124 SASSY Using Unit Procedures
21. UM 4790-5 MIMMS AIS, Field Maintenance Procedures

2841-MAIN-2011: Perform modification on mechanized vehicle electronics equipment

EVALUATION-CODED: NO

SUSTAINMENT INTERVAL: 12 months

MOS PERFORMING: 2841, 2862

GRADES: PVT, PFC, LCPL, CPL, SGT, SSGT, GYSGT

INITIAL TRAINING SETTING: MOJT

CONDITION: Given a mission requirement, equipment, and with the aid of references.

STANDARD: Improving equipment functioning, maintainability, reliability, or safety characteristics in accordance with applicable technical references.

PERFORMANCE STEPS:

1. Induct equipment into maintenance, if required.
2. Determine applicable technical references.
3. Conduct initial inspection.
4. Requisition parts, as required.
5. Apply modification (MI/TI/software/firmware upgrade).
6. Document modification.
7. Conduct final inspection.
8. Return equipment to owner, if required.

REFERENCES:

1. Applicable technical references
2. DLA Customer Assistance Handbook
3. DOD-HDBK-263B Electrostatic Discharge Control Handbook for Protection of Electrical and Electronic Parts, Assemblies and Equipment
4. DOD-STD-1686 Electrostatic Discharge Control
5. FEDLOG Federal Logistic Data
6. FMFRP 4-14 Field Grounding Procedures for Computers and Generators
7. Maintenance Float Catalog
8. MCBUL 3000 Marine Corps Automated Readiness Evaluation System (MARES) Equipment
9. MCO 2410.2_ Electromagnetic Environmental Effects (E3) Control Program
10. MCO 3000.11_ Ground Equipment Condition and Supply Materiel Readiness Reporting (MRR) Policy
11. MCO 4400.16_ Uniform Material Movement and Issue Priority System (UMMIPS)
12. MCO P4790.1_ Marine Corps Integrated Maintenance Management System (MIMMS) Introduction Manual
13. MCO P4790.2_ MIMMS Field Procedures Manual
14. MCO P5090.2_ Environmental Compliance and Protection Manual
15. MCO P5215.17_ The Marine Corps Technical Publications System
16. MIL-STD-1686B Electro-Static Discharge Control Program for Protection of Electrical and Electronic Parts
17. MIL-STD-188-124A Military Standard for Grounding
18. N6283300014 Navy Electricity and Electronics Training Series (NEETS)
19. SDS Safety Data Sheets
20. SL 1-2/3 Index of Authorized Publications in Stock
21. TI 4400-15/1_ Packaging, Handling, Storage, and Transportation of Electrostatic Discharge Sensitive Items
22. TM 4700-15/1_ Ground Equipment Record Procedures
23. TM 5895-45/1_ Standard Maintenance Practices Miniature/Microminiature (2M) Electronic Assembly Repair Organizational/Intermediate/Depot Level
24. TM 9406-15_ Grounding Procedures for Electromagnetic Interference Control and Safety
25. TM 9999-15/1_ Electro-Static Discharge (ESD) Awareness
26. TM 9999-15/2_ Electro-static Discharge (ESD) Management
27. UM 4400-124 SASSY Using Unit Procedures

28. UM 4790-5 MIMMS AIS, Field Maintenance Procedures

2841-MAIN-2012: Perform recovery and evacuation on mechanized vehicle electronics equipment

EVALUATION-CODED: NO

SUSTAINMENT INTERVAL: 12 months

MOS PERFORMING: 2841, 2862

GRADES: PVT, PFC, LCPL, CPL, SGT, SSGT, GYSGT

INITIAL TRAINING SETTING: MOJT

CONDITION: Given a mission, personnel, and equipment.

STANDARD: Retrieving or freeing immobile, inoperative, or abandoned materiel and/or moving materiel from one maintenance activity to another for repair or disposal in accordance with applicable technical references.

PERFORMANCE STEPS:

1. Induct equipment into maintenance, if required.
2. Determine applicable technical references.
3. Inspect equipment.
4. Return to service, if applicable.
5. Conduct disposition of unserviceable equipment, if applicable.
6. Evacuate materiel to higher maintenance activity, as required.
7. Document maintenance actions.
8. Return equipment to owner, if required.

REFERENCES:

1. Applicable technical references
 2. DLA Customer Assistance Handbook
 3. FEDLOG Federal Logistic Data
 4. Maintenance Float Catalog
 5. MCBUL 3000 Marine Corps Automated Readiness Evaluation System (MARES) Equipment
 6. MCO 3000.11_ Ground Equipment Condition and Supply Materiel Readiness Reporting (MRR) Policy
 7. MCO 4400.16_ Uniform Material Movement and Issue Priority System (UMMIPS)
 8. MCO P4790.1_ Marine Corps Integrated Maintenance Management System (MIMMS) Introduction Manual
 9. MCO P4790.2_ MIMMS Field Procedures Manual
 10. MCO P5215.17_ The Marine Corps Technical Publications System
 11. N6283300014 Navy Electronics and Electricity Training Series (NEETS)
 12. SDS Safety Data Sheets
 13. SL 1-2/3 Index of Authorized Publications in Stock
 14. TM 4700-15/1_ Ground Equipment Record Procedures
 15. UM 4400-124 SASSY Using Unit Procedures
 16. UM 4790-5 MIMMS AIS, Field Maintenance Procedures
-

2841-MAIN-2013: Perform inspection and classification on ground common SATCOM equipment

EVALUATION-CODED: NO

SUSTAINMENT INTERVAL: 12 months

MOS PERFORMING: 2841, 2862

GRADES: PVT, PFC, LCPL, CPL, SGT, SSGT, GYSGT

INITIAL TRAINING SETTING: MOJT

CONDITION: Given a mission requirement, equipment, and with the aid of references.

STANDARD: Determining maintenance requirements and satisfactory maintenance performance, and assigning item to a maintenance category, in accordance with applicable technical references.

PERFORMANCE STEPS:

1. Induct equipment into maintenance, if required.
2. Determine applicable technical references.
3. Test item against established standards.
4. Verify application of all required MIs and TIs.
5. Verify currency of firmware/software version, if applicable.
6. Determine extent of maintenance required.
7. Assign item to a maintenance category, if required.
8. Confirm satisfactory performance of maintenance, if required.
9. Return to maintenance, if required.
10. Document maintenance actions.
11. Return equipment to owner, if required.

REFERENCES:

1. Applicable technical references
2. DLA Customer Assistance Handbook
3. FEDLOG Federal Logistic Data
4. Maintenance Float Catalog
5. MCBUL 3000 Marine Corps Automated Readiness Evaluation System (MARES) Equipment
6. MCO 2410.2_ Electromagnetic Environmental Effects (E3) Control Program
7. MCO 3000.11_ Ground Equipment Condition and Supply Materiel Readiness Reporting (MRR) Policy
8. MCO 4400.16_ Uniform Material Movement and Issue Priority System (UMMIPS)
9. MCO P4790.1_ Marine Corps Integrated Maintenance Management System (MIMMS) Introduction Manual
10. MCO P4790.2_ MIMMS Field Procedures Manual
11. MCO P5215.17_ The Marine Corps Technical Publications System
12. N6283300014 Navy Electricity and Electronics Training Series (NEETS)
13. SDS Safety Data Sheets
14. SL 1-2/3 Index of Authorized Publications in Stock
15. TI 4400-15/1_ Packaging, Handling, Storage, and Transportation of Electrostatic Discharge Sensitive Items
16. TM 4700-15/1_ Ground Equipment Record Procedures
17. TM 9406-15_ Grounding Procedures for Electromagnetic Interference Control and Safety

18. TM 9999-15/1_ Electro-Static Discharge (ESD) Awareness
19. TM 9999-15/2_ Electro-static Discharge (ESD) Management
20. UM 4400-124 SASSY Using Unit Procedures
21. UM 4790-5 MIMMS AIS, Field Maintenance Procedures

2841-MAIN-2014: Perform servicing, adjustment, and tuning on ground common SATCOM equipment

EVALUATION-CODED: NO

SUSTAINMENT INTERVAL: 12 months

MOS PERFORMING: 2841, 2862

GRADES: PVT, PFC, LCPL, CPL, SGT, SSGT, GYSGT

INITIAL TRAINING SETTING: MOJT

CONDITION: Given a mission requirement, equipment, and with the aid of references.

STANDARD: Adjusting equipment to achieve precise functioning in accordance with applicable technical references.

PERFORMANCE STEPS:

1. Induct equipment into maintenance, if required.
2. Determine applicable technical references.
3. Conduct initial inspection.
4. Adjust equipment performance.
5. Verify equipment performance.
6. Document maintenance actions.
7. Return equipment to owner, if required.

REFERENCES:

1. Applicable technical references
2. DLA Customer Assistance Handbook
3. FEDLOG Federal Logistic Data
4. Maintenance Float Catalog
5. MCBUL 3000 Marine Corps Automated Readiness Evaluation System (MARES) Equipment
6. MCO 2410.2_ Electromagnetic Environmental Effects (E3) Control Program
7. MCO 3000.11_ Ground Equipment Condition and Supply Materiel Readiness Reporting (MRR) Policy
8. MCO 4400.16_ Uniform Material Movement and Issue Priority System (UMMIPS)
9. MCO P4790.1_ Marine Corps Integrated Maintenance Management System (MIMMS) Introduction Manual
10. MCO P4790.2_ MIMMS Field Procedures Manual
11. MCO P5215.17_ The Marine Corps Technical Publications System
12. N6283300014 Navy Electricity and Electronics Training Series (NEETS)
13. SDS Safety Data Sheets
14. SL 1-2/3 Index of Authorized Publications in Stock
15. TI 4400-15/1_ Packaging, Handling, Storage, and Transportation of Electrostatic Discharge Sensitive Items
16. TM 4700-15/1_ Ground Equipment Record Procedures

17. TM 9406-15_ Grounding Procedures for Electromagnetic Interference Control and Safety
 18. TM 9999-15/1_ Electro-Static Discharge (ESD) Awareness
 19. TM 9999-15/2_ Electro-static Discharge (ESD) Management
 20. UM 4400-124 SASSY Using Unit Procedures
 21. UM 4790-5 MIMMS AIS, Field Maintenance Procedures
-

2841-MAIN-2015: Perform modification on ground common SATCOM equipment

EVALUATION-CODED: NO

SUSTAINMENT INTERVAL: 12 months

MOS PERFORMING: 2841, 2862

GRADES: PVT, PFC, LCPL, CPL, SGT, SSGT, GYSGT

INITIAL TRAINING SETTING: MOJT

CONDITION: Given a mission requirement, equipment, and with the aid of references.

STANDARD: Improving equipment functioning, maintainability, reliability, or safety characteristics in accordance with applicable technical references.

PERFORMANCE STEPS:

1. Induct equipment into maintenance, if required.
2. Determine applicable technical references.
3. Conduct initial inspection.
4. Requisition parts, as required.
5. Apply modification (MI/TI/software/firmware upgrade).
6. Document modification.
7. Conduct final inspection.
8. Return equipment to owner, if required.

REFERENCES:

1. Applicable technical references
2. DLA Customer Assistance Handbook
3. DOD-HDBK-263B Electrostatic Discharge Control Handbook for Protection of Electrical and Electronic Parts, Assemblies and Equipment
4. DOD-STD-1686 Electrostatic Discharge Control
5. FEDLOG Federal Logistic Data
6. FMFRP 4-14 Field Grounding Procedures for Computers and Generators
7. Maintenance Float Catalog
8. MCBUL 3000 Marine Corps Automated Readiness Evaluation System (MARES) Equipment
9. MCO 2410.2_ Electromagnetic Environmental Effects (E3) Control Program
10. MCO 3000.11_ Ground Equipment Condition and Supply Materiel Readiness Reporting (MRR) Policy
11. MCO 4400.16_ Uniform Material Movement and Issue Priority System (UMMIPS)
12. MCO P4790.1_ Marine Corps Integrated Maintenance Management System (MIMMS) Introduction Manual
13. MCO P4790.2_ MIMMS Field Procedures Manual
14. MCO P5090.2_ Environmental Compliance and Protection Manual

15. MCO P5215.17_ The Marine Corps Technical Publications System
 16. MIL-STD-1686B Electro-Static Discharge Control Program for Protection of Electrical and Electronic Parts
 17. MIL-STD-188-124A Military Standard for Grounding
 18. N6283300014 Navy Electricity and Electronics Training Series (NEETS)
 19. SDS Safety Data Sheets
 20. SL 1-2/3 Index of Authorized Publications in Stock
 21. TI 4400-15/1_ Packaging, Handling, Storage, and Transportation of Electrostatic Discharge Sensitive Items
 22. TM 4700-15/1_ Ground Equipment Record Procedures
 23. TM 5895-45/1_ Standard Maintenance Practices Miniature/Microminiature (2M) Electronic Assembly Repair Organizational/Intermediate/Depot Level
 24. TM 9406-15_ Grounding Procedures for Electromagnetic Interference Control and Safety
 25. TM 9999-15/1_ Electro-Static Discharge (ESD) Awareness
 26. TM 9999-15/2_ Electro-static Discharge (ESD) Management
 27. UM 4400-124 SASSY Using Unit Procedures
 28. UM 4790-5 MIMMS AIS, Field Maintenance Procedures
-

2841-MAIN-2016: Perform recovery and evacuation on ground common SATCOM equipment

EVALUATION-CODED: NO

SUSTAINMENT INTERVAL: 12 months

MOS PERFORMING: 2841, 2862

GRADES: PVT, PFC, LCPL, CPL, SGT, SSGT, GYSGT

INITIAL TRAINING SETTING: MOJT

CONDITION: Given a mission, personnel, and equipment.

STANDARD: Retrieving or freeing immobile, inoperative, or abandoned materiel and/or moving materiel from one maintenance activity to another for repair or disposal in accordance with applicable technical references.

PERFORMANCE STEPS:

1. Induct equipment into maintenance, if required.
2. Determine applicable technical references.
3. Inspect equipment.
4. Return to service, if applicable.
5. Conduct disposition of unserviceable equipment, if applicable.
6. Evacuate materiel to higher maintenance activity, as required.
7. Document maintenance actions.
8. Return equipment to owner, if required.

REFERENCES:

1. Applicable technical references
2. DLA Customer Assistance Handbook
3. FEDLOG Federal Logistic Data
4. Maintenance Float Catalog
5. MCBUL 3000 Marine Corps Automated Readiness Evaluation System (MARES)

- Equipment
6. MCO 3000.11_ Ground Equipment Condition and Supply Materiel Readiness Reporting (MRR) Policy
 7. MCO 4400.16_ Uniform Material Movement and Issue Priority System (UMMIPS)
 8. MCO P4790.1_ Marine Corps Integrated Maintenance Management System (MIMMS) Introduction Manual
 9. MCO P4790.2_ MIMMS Field Procedures Manual
 10. MCO P5215.17_ The Marine Corps Technical Publications System
 11. N6283300014 Navy Electronics and Electricity Training Series (NEETS)
 12. SDS Safety Data Sheets
 13. SL 1-2/3 Index of Authorized Publications in Stock
 14. TM 4700-15/1_ Ground Equipment Record Procedures
 15. UM 4400-124 SASSY Using Unit Procedures
 16. UM 4790-5 MIMMS AIS, Field Maintenance Procedures
-

2841-MAIN-2017: Perform repair on mechanized vehicle electronics equipment

EVALUATION-CODED: NO

SUSTAINMENT INTERVAL: 12 months

MOS PERFORMING: 2841, 2862

GRADES: PVT, PFC, LCPL, CPL, SGT, SSGT, GYSGT

INITIAL TRAINING SETTING: MOJT

CONDITION: Given a mission requirement, equipment, and with the aid of references.

STANDARD: Returning equipment to serviceable condition in accordance with applicable technical references.

PERFORMANCE STEPS:

1. Induct equipment into maintenance, if required.
2. Determine applicable technical references.
3. Conduct initial inspection.
4. Research applicable technical information.
5. Diagnose fault.
6. Troubleshoot.
7. Isolate fault.
8. Determine maintenance actions required.
9. Requisition parts, if required.
10. Perform required maintenance actions.
11. Align, as required.
12. Apply MIs/TIs, as required.
13. Apply firmware/software upgrades, as required.
14. Document maintenance actions.
15. Conduct final inspection.
16. Return equipment to owner, if required.

REFERENCES:

1. Applicable technical references
2. DLA Customer Assistance Handbook

3. DOD-HDBK-263B Electrostatic Discharge Control Handbook for Protection of Electrical and Electronic Parts, Assemblies and Equipment
4. DOD-STD-1686 Electrostatic Discharge Control
5. FEDLOG Federal Logistic Data
6. FMFRP 4-14 Field Grounding Procedures for Computers and Generators
7. Maintenance Float Catalog
8. MCBUL 3000 Marine Corps Automated Readiness Evaluation System (MARES) Equipment
9. MCO 2410.2_ Electromagnetic Environmental Effects (E3) Control Program
10. MCO 3000.11_ Ground Equipment Condition and Supply Materiel Readiness Reporting (MRR) Policy
11. MCO 4400.16_ Uniform Material Movement and Issue Priority System (UMMIPS)
12. MCO P4790.1_ Marine Corps Integrated Maintenance Management System (MIMMS) Introduction Manual
13. MCO P4790.2_ MIMMS Field Procedures Manual
14. MCO P5090.2_ Environmental Compliance and Protection Manual
15. MCO P5215.17_ The Marine Corps Technical Publications System
16. MIL-STD-1686B Electro-Static Discharge Control Program for Protection of Electrical and Electronic Parts
17. MIL-STD-188-124A Military Standard for Grounding
18. N6283300014 Navy Electricity and Electronics Training Series (NEETS)
19. SDS Safety Data Sheets
20. SL 1-2/3 Index of Authorized Publications in Stock
21. TI 4400-15/1_ Packaging, Handling, Storage, and Transportation of Electrostatic Discharge Sensitive Items
22. TM 4700-15/1_ Ground Equipment Record Procedures
23. TM 5895-45/1_ Standard Maintenance Practices Miniature/Microminiature (2M) Electronic Assembly Repair Organizational/Intermediate/Depot Level
24. TM 9406-15_ Grounding Procedures for Electromagnetic Interference Control and Safety
25. TM 9999-15/1_ Electro-Static Discharge (ESD) Awareness
26. TM 9999-15/2_ Electro-static Discharge (ESD) Management
27. UM 4400-124 SASSY Using Unit Procedures
28. UM 4790-5 MIMMS AIS, Field Maintenance Procedures

2841-OPS-2001: Provide technical assistance during the IOM of ground radio equipment

EVALUATION-CODED: NO

SUSTAINMENT INTERVAL: 12 months

DESCRIPTION: Ground electronics maintenance Marines often assist equipment crew/operators in the installation and operation of equipment. In addition, ground electronics maintenance Marines often assist equipment crew/operators in troubleshooting equipment in operation, restoring equipment to operation. While ground electronics maintenance Marines are not utilized in the role of equipment crew/operators, they must have a thorough understanding in aspects of the proper installation and operation of equipment in order to determine when corrective action can be resolved by the equipment crew/operators and when equipment must be inducted into maintenance for field level maintenance actions.

MOS PERFORMING: 2841, 2862

GRADES: PVT, PFC, LCPL, CPL, SGT, SSGT, GYSGT

INITIAL TRAINING SETTING: MOJT

CONDITION: Given a mission requirement, equipment, and with the aid of references.

STANDARD: Ensuring proper equipment installation and operation, and identifying maintenance actions required to restore equipment operation as required in accordance with applicable equipment operation references.

PERFORMANCE STEPS:

1. Determine applicable equipment operation references.
2. Verify equipment configuration.
3. Verify software/firmware version, as required.
4. Verify equipment is properly grounded.
5. Verify power source.
6. Verify antenna installation, as required.
7. Verify remote capabilities, as required.
8. Verify COMSEC connection, as required.
9. Verify equipment operation.
10. Perform electromagnetic interference troubleshooting, as required.
11. Determine corrective action required, if applicable.

REFERENCES:

1. Applicable technical references
2. EKMS-1 (series) EKMS Policy and Procedures for Navy EKMS Tiers 2 & 3
3. EKMS-5A Cryptographic Equipment Information/Guidance Manual
4. Operational Order Operational Order
5. SL 1-2/3 Index of Authorized Publications in Stock
6. TM 9406-15_ Grounding Procedures for Electromagnetic Interference Control and Safety

SUPPORT REQUIREMENTS:

EQUIPMENT: Support Equipment:

1. Oscilloscope
2. Multimeter
3. Signal generator
4. Power supply
5. Data analyzer
6. Spectrum analyzer
7. Frequency counter
8. Ground tester

2841-OPS-2002: Provide technical assistance during the IOM of ground vehicle intercommunication equipment

EVALUATION-CODED: NO

SUSTAINMENT INTERVAL: 12 months

DESCRIPTION: Ground electronics maintenance Marines often assists equipment crew/operators in the installation and operation of equipment. In addition,

ground electronics maintenance Marines often assists equipment crew/operators in troubleshooting equipment in operation, restoring equipment to operation. While ground electronics maintenance Marines are not utilized in the role of equipment crew/operators, they must have a thorough understanding in aspects of the proper installation and operation of equipment in order to determine when corrective action can be resolved by the equipment crew/operators and when equipment must be inducted into maintenance for field level maintenance actions.

MOS PERFORMING: 2841, 2862

GRADES: PVT, PFC, LCPL, CPL, SGT, SSGT, GYSGT

INITIAL TRAINING SETTING: MOJT

CONDITION: Given a mission requirement, equipment, and with the aid of references.

STANDARD: Ensuring proper equipment installation and operation, and identifying maintenance actions required to restore equipment operation as required in accordance with applicable equipment operation references.

PERFORMANCE STEPS:

1. Determine applicable equipment operation references.
2. Verify equipment configuration.
3. Verify software/firmware version, as required.
4. Verify equipment is properly grounded.
5. Verify power source.
6. Verify antenna installation, as required.
7. Verify remote capabilities, as required.
8. Verify COMSEC connection, as required.
9. Verify equipment operation.
10. Perform electromagnetic interference troubleshooting, as required.
11. Determine corrective action required, if applicable.

REFERENCES:

1. Applicable technical references
2. EKMS-1 (series) EKMS Policy and Procedures for Navy EKMS Tiers 2 & 3
3. EKMS-5A Cryptographic Equipment Information/Guidance Manual
4. Operational Order Operational Order
5. SL 1-2/3 Index of Authorized Publications in Stock
6. TM 9406-15_ Grounding Procedures for Electromagnetic Interference Control and Safety

SUPPORT REQUIREMENTS:

EQUIPMENT: Support Equipment:

1. Oscilloscope
2. Multimeter
3. Signal generator
4. Power supply
5. Data analyzer
6. Spectrum analyzer
7. Frequency counter

8. Ground tester

2841-OPS-2003: Provide technical assistance during the IOM of mechanized vehicle electronics equipment

EVALUATION-CODED: NO

SUSTAINMENT INTERVAL: 12 months

DESCRIPTION: Ground electronics maintenance Marines often assist equipment crew/operators in the installation and operation of equipment. In addition, ground electronics maintenance Marines often assist equipment crew/operators in troubleshooting equipment in operation, restoring equipment to operation. While ground electronics maintenance Marines are not utilized in the role of equipment crew/operators, they must have a thorough understanding in aspects of the proper installation and operation of equipment in order to determine when corrective action can be resolved by the equipment crew/operators and when equipment must be inducted into maintenance for field level maintenance actions.

MOS PERFORMING: 2841, 2862

GRADES: PVT, PFC, LCPL, CPL, SGT, SSGT, GYSGT

INITIAL TRAINING SETTING: MOJT

CONDITION: Given a mission requirement, equipment, and with the aid of references.

STANDARD: Ensuring proper equipment installation and operation, and identifying maintenance actions required to restore equipment operation as required in accordance with applicable equipment operation references.

PERFORMANCE STEPS:

1. Determine applicable equipment operation references.
2. Verify equipment configuration.
3. Verify software/firmware version, as required.
4. Verify equipment is properly grounded.
5. Verify power source.
6. Verify antenna installation, as required.
7. Verify remote capabilities, as required.
8. Verify COMSEC connection, as required.
9. Verify equipment operation.
10. Perform electromagnetic interference troubleshooting, as required.
11. Determine corrective action required, if applicable.

REFERENCES:

1. Applicable technical references
2. EKMS-1 (series) EKMS Policy and Procedures for Navy EKMS Tiers 2 & 3
3. EKMS-5A Cryptographic Equipment Information/Guidance Manual
4. Operational Order Operational Order
5. SL 1-2/3 Index of Authorized Publications in Stock
6. TM 9406-15_ Grounding Procedures for Electromagnetic Interference Control and Safety

SUPPORT REQUIREMENTS:

EQUIPMENT: Support Equipment:

1. Oscilloscope
 2. Multimeter
 3. Signal generator
 4. Power supply
 5. Data analyzer
 6. Spectrum analyzer
 7. Frequency counter
 8. Ground tester
-

2841-OPS-2004: Provide technical assistance during the IOM of ground common SATCOM equipment

EVALUATION-CODED: NO

SUSTAINMENT INTERVAL: 12 months

DESCRIPTION: Ground electronics maintenance Marines often assist equipment crew/operators in the installation and operation of equipment. In addition, ground electronics maintenance Marines often assist equipment crew/operators in troubleshooting equipment in operation, restoring equipment to operation. While ground electronics maintenance Marines are not utilized in the role of equipment crew/operators, they must have a thorough understanding in aspects of the proper installation and operation of equipment in order to determine when corrective action can be resolved by the equipment crew/operators and when equipment must be inducted into maintenance for field level maintenance actions.

MOS PERFORMING: 2841, 2862

GRADES: PVT, PFC, LCPL, CPL, SGT, SSGT, GYSGT

INITIAL TRAINING SETTING: MOJT

CONDITION: Given a mission requirement, equipment, and with the aid of references.

STANDARD: Ensuring proper equipment installation and operation, and identifying maintenance actions required to restore equipment operation as required in accordance with applicable equipment operation references.

PERFORMANCE STEPS:

1. Determine applicable equipment operation references.
2. Verify equipment configuration.
3. Verify software/firmware version, as required.
4. Verify equipment is properly grounded.
5. Verify power source.
6. Verify antenna installation, as required.
7. Verify remote capabilities, as required.
8. Verify COMSEC connection, as required.
9. Verify equipment operation.
10. Perform electromagnetic interference troubleshooting, as required.

11. Determine corrective action required, if applicable.

REFERENCES:

1. Applicable technical references
2. EKMS-1 (series) EKMS Policy and Procedures for Navy EKMS Tiers 2 & 3
3. EKMS-5A Cryptographic Equipment Information/Guidance Manual
4. Operational Order Operational Order
5. SL 1-2/3 Index of Authorized Publications in Stock
6. TM 9406-15_ Grounding Procedures for Electromagnetic Interference Control and Safety

SUPPORT REQUIREMENTS:

EQUIPMENT: Support Equipment:

1. Oscilloscope
 2. Multimeter
 3. Signal generator
 4. Power supply
 5. Data analyzer
 6. Spectrum analyzer
 7. Frequency counter
 8. Ground tester
-

2800 T&R MANUAL

CHAPTER 12

MOS 2847 INDIVIDUAL EVENTS

	<u>PARAGRAPH</u>	<u>PAGE</u>
PURPOSE	12000	12-2
EVENT CODING.	12001	12-2
INDEX OF INDIVIDUAL EVENTS.	12002	12-2
1000-LEVEL EVENTS	12003	12-3
2000-LEVEL EVENTS	12004	12-9

2800 T&R MANUAL

CHAPTER 12

MOS 2847 INDIVIDUAL EVENTS

12000. PURPOSE. This chapter details the individual events that pertain to Telephone Systems/Personal Computer Repairers and Electronics Maintenance Technicians. Each individual event provides an event title, along with the conditions events will be performed under, and the standard to which the event must be performed to be successful.

12001. EVENT CODING. Events in this T&R Manual are depicted with an up to 12-character, 3-field alphanumeric system, i.e. XXXX-XXXX-XXXX. This chapter utilizes the following methodology

a. Field one. This field represents the community. This chapter contains the following community codes:

<u>Code</u>	<u>Description</u>
2847	Telephone Systems/Personal Computer Repairer

b. Field two. This field represents the functional/duty area. This chapter contains the following functional/duty areas:

<u>Code</u>	<u>Description</u>
MAIN	Maintenance
OPS	Operations

c. Field three. This field provides the level at which the event is accomplished and numerical sequencing of events. This chapter contains the following event levels:

<u>Code</u>	<u>Description</u>
1000	Core Skills
2000	Core Plus Skills

12002. INDEX OF INDIVIDUAL EVENTS

EVENT CODE	EVENT	PAGE
1000-LEVEL		
2847-MAIN-1001	Perform repair on telecommunications equipment	12-3
2847-MAIN-1002	Perform repair on IT equipment	12-5
2847-MAIN-1003	Perform repair on COMSEC equipment	12-6
2847-MAIN-1004	Perform repair on fiber optic cable/line equipment	12-7
2000-LEVEL		
2847-MAIN-2001	Perform inspection and classification on telecommunications equipment	12-9

2847-MAIN-2002	Perform servicing, adjustment, and tuning on telecommunications equipment	12-10
2847-MAIN-2003	Perform modification on telecommunications equipment	12-11
2847-MAIN-2004	Perform recovery and evacuation on telecommunications equipment	12-12
2847-MAIN-2005	Perform inspection and classification on IT equipment	12-13
2847-MAIN-2006	Perform servicing, adjustment, and tuning on IT equipment	12-14
2847-MAIN-2007	Perform modification on IT equipment	12-15
2847-MAIN-2008	Perform recovery and evacuation on IT equipment	12-16
2847-MAIN-2009	Perform inspection and classification on COMSEC equipment	12-17
2847-MAIN-2010	Perform servicing, adjustment, and tuning on COMSEC equipment	12-18
2847-MAIN-2011	Perform modification on COMSEC equipment	12-19
2847-MAIN-2012	Perform recovery and evacuation on COMSEC equipment	12-21
2847-MAIN-2013	Perform inspection and classification on fiber optic cable/line equipment	12-22
2847-OPS-2001	Provide technical assistance during the IOM of telecommunications equipment	12-23
2847-OPS-2002	Provide technical assistance during the IOM of IT equipment	12-24
2847-OPS-2003	Provide technical assistance during the IOM of COMSEC equipment	12-25

Also refer to Chapter 4 for 28XX individual training events for which 2847 Telephone Systems/Personal Computer Repairers are responsible.

12003. 1000-LEVEL EVENTS

2847-MAIN-1001: Perform repair on telecommunications equipment

EVALUATION-CODED: NO

SUSTAINMENT INTERVAL: 12 months

MOS PERFORMING: 2847, 2862

GRADES: PVT, PFC, LCPL, CPL, SGT, SSGT, GYSGT

INITIAL TRAINING SETTING: FORMAL

CONDITION: Given a mission requirement, equipment, and with the aid of references.

STANDARD: Returning equipment to serviceable condition in accordance with applicable technical references.

PERFORMANCE STEPS:

1. Induct equipment into maintenance, if required.
2. Determine applicable technical references.
3. Conduct initial inspection.

4. Research applicable technical information.
5. Diagnose fault.
6. Troubleshoot.
7. Isolate fault.
8. Determine maintenance actions required.
9. Requisition parts, if required.
10. Perform required maintenance actions.
11. Align, as required.
12. Apply MIs/TIs, as required.
13. Apply firmware/software upgrades, as required.
14. Document maintenance actions.
15. Conduct final inspection.
16. Return equipment to owner, if required.

REFERENCES :

1. Applicable technical references
 2. DLA Customer Assistance Handbook
 3. DOD-HDBK-263B Electrostatic Discharge Control Handbook for Protection of Electrical and Electronic Parts, Assemblies and Equipment
 4. DOD-STD-1686 Electrostatic Discharge Control
 5. FEDLOG Federal Logistic Data
 6. FMFRP 4-14 Field Grounding Procedures for Computers and Generators
 7. Maintenance Float Catalog
 8. MCBUL 3000 Marine Corps Automated Readiness Evaluation System (MARES) Equipment
 9. MCO 2410.2_ Electromagnetic Environmental Effects (E3) Control Program
 10. MCO 3000.11_ Ground Equipment Condition and Supply Materiel Readiness Reporting (MRR) Policy
 11. MCO 4400.16_ Uniform Material Movement and Issue Priority System (UMMIPS)
 12. MCO P4790.1_ Marine Corps Integrated Maintenance Management System (MIMMS) Introduction Manual
 13. MCO P4790.2_ MIMMS Field Procedures Manual
 14. MCO P5090.2_ Environmental Compliance and Protection Manual
 15. MCO P5215.17_ The Marine Corps Technical Publications System
 16. MIL-STD-1686B Electro-Static Discharge Control Program for Protection of Electrical and Electronic Parts
 17. MIL-STD-188-124A Military Standard for Grounding
 18. N6283300014 Navy Electricity and Electronics Training Series (NEETS)
 19. SDS Safety Data Sheets
 20. SL 1-2/3 Index of Authorized Publications in Stock
 21. TI 4400-15/1_ Packaging, Handling, Storage, and Transportation of Electrostatic Discharge Sensitive Items
 22. TM 4700-15/1_ Ground Equipment Record Procedures
 23. TM 5895-45/1_ Standard Maintenance Practices Miniature/Microminiature (2M) Electronic Assembly Repair Organizational/Intermediate/Depot Level
 24. TM 9406-15_ Grounding Procedures for Electromagnetic Interference Control and Safety
 25. TM 9999-15/1_ Electro-Static Discharge (ESD) Awareness
 26. TM 9999-15/2_ Electro-static Discharge (ESD) Management
 27. UM 4400-124 SASSY Using Unit Procedures
 28. UM 4790-5 MIMMS AIS, Field Maintenance Procedures
-

2847-MAIN-1002: Perform repair on IT equipment

EVALUATION-CODED: NO

SUSTAINMENT INTERVAL: 12 months

MOS PERFORMING: 2847, 2862

GRADES: PVT, PFC, LCPL, CPL, SGT, SSGT, GYSGT

INITIAL TRAINING SETTING: FORMAL

CONDITION: Given a mission requirement, equipment, and with the aid of references.

STANDARD: Returning equipment to serviceable condition in accordance with applicable technical references.

PERFORMANCE STEPS:

1. Induct equipment into maintenance, if required.
2. Determine applicable technical references.
3. Conduct initial inspection.
4. Research applicable technical information.
5. Diagnose fault.
6. Troubleshoot.
7. Isolate fault.
8. Determine maintenance actions required.
9. Requisition parts, if required.
10. Perform required maintenance actions.
11. Align, as required.
12. Apply MIs/TIs, as required.
13. Apply firmware/software upgrades, as required.
14. Document maintenance actions.
15. Conduct final inspection.
16. Return equipment to owner, if required.

REFERENCES:

1. Applicable technical references
2. DLA Customer Assistance Handbook
3. DOD-HDBK-263B Electrostatic Discharge Control Handbook for Protection of Electrical and Electronic Parts, Assemblies and Equipment
4. DOD-STD-1686 Electrostatic Discharge Control
5. FEDLOG Federal Logistic Data
6. FMFRP 4-14 Field Grounding Procedures for Computers and Generators
7. Maintenance Float Catalog
8. MCBUL 3000 Marine Corps Automated Readiness Evaluation System (MARES) Equipment
9. MCO 2410.2_ Electromagnetic Environmental Effects (E3) Control Program
10. MCO 3000.11_ Ground Equipment Condition and Supply Materiel Readiness Reporting (MRR) Policy
11. MCO 4400.16_ Uniform Material Movement and Issue Priority System (UMMIPS)
12. MCO P4790.1_ Marine Corps Integrated Maintenance Management System (MIMMS) Introduction Manual
13. MCO P4790.2_ MIMMS Field Procedures Manual
14. MCO P5090.2_ Environmental Compliance and Protection Manual
15. MCO P5215.17_ The Marine Corps Technical Publications System

16. MIL-STD-1686B Electro-Static Discharge Control Program for Protection of Electrical and Electronic Parts
 17. MIL-STD-188-124A Military Standard for Grounding
 18. N6283300014 Navy Electricity and Electronics Training Series (NEETS)
 19. SDS Safety Data Sheets
 20. SL 1-2/3 Index of Authorized Publications in Stock
 21. TI 4400-15/1_ Packaging, Handling, Storage, and Transportation of Electrostatic Discharge Sensitive Items
 22. TM 4700-15/1_ Ground Equipment Record Procedures
 23. TM 5895-45/1_ Standard Maintenance Practices Miniature/Microminiature (2M) Electronic Assembly Repair Organizational/Intermediate/Depot Level
 24. TM 9406-15_ Grounding Procedures for Electromagnetic Interference Control and Safety
 25. TM 9999-15/1_ Electro-Static Discharge (ESD) Awareness
 26. TM 9999-15/2_ Electro-static Discharge (ESD) Management
 27. UM 4400-124 SASSY Using Unit Procedures
 28. UM 4790-5 MIMMS AIS, Field Maintenance Procedures
-

2847-MAIN-1003: Perform repair on COMSEC equipment

EVALUATION-CODED: NO

SUSTAINMENT INTERVAL: 12 months

MOS PERFORMING: 2847, 2862

GRADES: PVT, PFC, LCPL, CPL, SGT, SSGT, GYSGT

INITIAL TRAINING SETTING: FORMAL

CONDITION: Given a mission requirement, equipment, and with the aid of references.

STANDARD: Returning equipment to serviceable condition in accordance with applicable technical references.

PERFORMANCE STEPS:

1. Induct equipment into maintenance, if required.
2. Determine applicable technical references.
3. Conduct initial inspection.
4. Research applicable technical information.
5. Diagnose fault.
6. Troubleshoot.
7. Isolate fault.
8. Determine maintenance actions required.
9. Requisition parts, if required.
10. Perform required maintenance actions.
11. Apply MIs/TIs, as required.
12. Apply firmware/software upgrades, as required.
13. Document maintenance actions.
14. Conduct final inspection.
15. Return equipment to owner, if required.

REFERENCES:

1. Applicable technical references
2. DLA Customer Assistance Handbook
3. DOD-HDBK-263B Electrostatic Discharge Control Handbook for Protection of Electrical and Electronic Parts, Assemblies and Equipment
4. DOD-STD-1686 Electrostatic Discharge Control
5. EKMS-1 (series) EKMS Policy and Procedures for Navy EKMS Tiers 2 & 3
6. EKMS-5A Cryptographic Equipment Information/Guidance Manual
7. FEDLOG Federal Logistic Data
8. FMFRP 4-14 Field Grounding Procedures for Computers and Generators
9. Maintenance Float Catalog
10. MCBUL 3000 Marine Corps Automated Readiness Evaluation System (MARES) Equipment
11. MCO 2410.2_ Electromagnetic Environmental Effects (E3) Control Program
12. MCO 3000.11_ Ground Equipment Condition and Supply Materiel Readiness Reporting (MRR) Policy
13. MCO 4400.16_ Uniform Material Movement and Issue Priority System (UMMIPS)
14. MCO P4790.1_ Marine Corps Integrated Maintenance Management System (MIMMS) Introduction Manual
15. MCO P4790.2_ MIMMS Field Procedures Manual
16. MCO P5090.2_ Environmental Compliance and Protection Manual
17. MCO P5215.17_ The Marine Corps Technical Publications System
18. MIL-STD-1686B Electro-Static Discharge Control Program for Protection of Electrical and Electronic Parts
19. MIL-STD-188-124A Military Standard for Grounding
20. N6283300014 Navy Electricity and Electronics Training Series (NEETS)
21. SDS Safety Data Sheets
22. SL 1-2/3 Index of Authorized Publications in Stock
23. TI 4400-15/1_ Packaging, Handling, Storage, and Transportation of Electrostatic Discharge Sensitive Items
24. TM 4700-15/1_ Ground Equipment Record Procedures
25. TM 5895-45/1_ Standard Maintenance Practices Miniature/Microminiature (2M) Electronic Assembly Repair Organizational/Intermediate/Depot Level
26. TM 9406-15_ Grounding Procedures for Electromagnetic Interference Control and Safety
27. TM 9999-15/1_ Electro-Static Discharge (ESD) Awareness
28. TM 9999-15/2_ Electro-static Discharge (ESD) Management
29. UM 4400-124 SASSY Using Unit Procedures
30. UM 4790-5 MIMMS AIS, Field Maintenance Procedures

2847-MAIN-1004: Perform repair on fiber optic cable/line equipment

EVALUATION-CODED: NO

SUSTAINMENT INTERVAL: 12 months

MOS PERFORMING: 2847, 2862

GRADES: PVT, PFC, LCPL, CPL, SGT, SSGT, GYSGT

INITIAL TRAINING SETTING: FORMAL

CONDITION: Given a mission requirement, equipment, and with the aid of references.

STANDARD: Returning equipment to serviceable condition in accordance with applicable technical references.

PERFORMANCE STEPS:

1. Induct equipment into maintenance, if required.
2. Determine applicable technical references.
3. Conduct initial inspection.
4. Research applicable technical information.
5. Diagnose fault.
6. Troubleshoot.
7. Isolate fault.
8. Determine maintenance actions required.
9. Requisition parts, if required.
10. Perform required maintenance actions.
11. Align, as required.
12. Apply MIS/TIS, as required.
13. Apply firmware/software upgrades, as required.
14. Document maintenance actions.
15. Conduct final inspection.
16. Return equipment to owner, if required.

REFERENCES:

1. Applicable technical references
2. DLA Customer Assistance Handbook
3. DOD-HDBK-263B Electrostatic Discharge Control Handbook for Protection of Electrical and Electronic Parts, Assemblies and Equipment
4. DOD-STD-1686 Electrostatic Discharge Control
5. FEDLOG Federal Logistic Data
6. FMFRP 4-14 Field Grounding Procedures for Computers and Generators
7. Maintenance Float Catalog
8. MCBUL 3000 Marine Corps Automated Readiness Evaluation System (MARES) Equipment
9. MCO 2410.2_ Electromagnetic Environmental Effects (E3) Control Program
10. MCO 3000.11_ Ground Equipment Condition and Supply Materiel Readiness Reporting (MRR) Policy
11. MCO 4400.16_ Uniform Material Movement and Issue Priority System (UMMIPS)
12. MCO P4790.1_ Marine Corps Integrated Maintenance Management System (MIMMS) Introduction Manual
13. MCO P4790.2_ MIMMS Field Procedures Manual
14. MCO P5090.2_ Environmental Compliance and Protection Manual
15. MCO P5215.17_ The Marine Corps Technical Publications System
16. MIL-STD-1686B Electro-Static Discharge Control Program for Protection of Electrical and Electronic Parts
17. MIL-STD-188-124A Military Standard for Grounding
18. N6283300014 Navy Electricity and Electronics Training Series (NEETS)
19. SDS Safety Data Sheets
20. SL 1-2/3 Index of Authorized Publications in Stock
21. TI 4400-15/1_ Packaging, Handling, Storage, and Transportation of Electrostatic Discharge Sensitive Items
22. TM 4700-15/1_ Ground Equipment Record Procedures
23. TM 5895-45/1_ Standard Maintenance Practices Miniature/Microminiature (2M) Electronic Assembly Repair Organizational/Intermediate/Depot Level
24. TM 9406-15_ Grounding Procedures for Electromagnetic Interference Control and Safety

- 25. TM 9999-15/1_ Electro-Static Discharge (ESD) Awareness
 - 26. TM 9999-15/2_ Electro-static Discharge (ESD) Management
 - 27. UM 4400-124 SASSY Using Unit Procedures
 - 28. UM 4790-5 MIMMS AIS, Field Maintenance Procedures
-

12004. 2000-LEVEL EVENTS

2847-MAIN-2001: Perform inspection and classification on telecommunications equipment

EVALUATION-CODED: NO

SUSTAINMENT INTERVAL: 12 months

MOS PERFORMING: 2847, 2862

GRADES: PVT, PFC, LCPL, CPL, SGT, SSGT, GYSGT

INITIAL TRAINING SETTING: MOJT

CONDITION: Given a mission requirement, equipment, and with the aid of references.

STANDARD: Determining maintenance requirements and satisfactory maintenance performance, and assigning item to a maintenance category, in accordance with applicable technical references.

PERFORMANCE STEPS:

1. Induct equipment into maintenance, if required.
2. Determine applicable technical references.
3. Test item against established standards.
4. Verify application of all required MIs and TIs.
5. Verify currency of firmware/software version, if applicable.
6. Determine extent of maintenance required.
7. Assign item to a maintenance category, if required.
8. Confirm satisfactory performance of maintenance, if required.
9. Return to maintenance, if required.
10. Document maintenance actions.
11. Return equipment to owner, if required.

REFERENCES:

1. Applicable technical references
2. DLA Customer Assistance Handbook
3. FEDLOG Federal Logistic Data
4. Maintenance Float Catalog
5. MCBUL 3000 Marine Corps Automated Readiness Evaluation System (MARES) Equipment
6. MCO 2410.2_ Electromagnetic Environmental Effects (E3) Control Program
7. MCO 3000.11_ Ground Equipment Condition and Supply Materiel Readiness Reporting (MRR) Policy
8. MCO 4400.16_ Uniform Material Movement and Issue Priority System (UMMIPS)
9. MCO P4790.1_ Marine Corps Integrated Maintenance Management System (MIMMS) Introduction Manual

10. MCO P4790.2_ MIMMS Field Procedures Manual
 11. MCO P5215.17_ The Marine Corps Technical Publications System
 12. N6283300014 Navy Electricity and Electronics Training Series (NEETS)
 13. SDS Safety Data Sheets
 14. SL 1-2/3 Index of Authorized Publications in Stock
 15. TI 4400-15/1_ Packaging, Handling, Storage, and Transportation of Electrostatic Discharge Sensitive Items
 16. TM 4700-15/1_ Ground Equipment Record Procedures
 17. TM 9406-15_ Grounding Procedures for Electromagnetic Interference Control and Safety
 18. TM 9999-15/1_ Electro-Static Discharge (ESD) Awareness
 19. TM 9999-15/2_ Electro-static Discharge (ESD) Management
 20. UM 4400-124 SASSY Using Unit Procedures
 21. UM 4790-5 MIMMS AIS, Field Maintenance Procedures
-

2847-MAIN-2002: Perform servicing, adjustment, and tuning on telecommunications equipment

EVALUATION-CODED: NO

SUSTAINMENT INTERVAL: 12 months

MOS PERFORMING: 2847, 2862

GRADES: PVT, PFC, LCPL, CPL, SGT, SSGT, GYSGT

INITIAL TRAINING SETTING: MOJT

CONDITION: Given a mission requirement, equipment, and with the aid of references.

STANDARD: Adjusting equipment to achieve precise functioning in accordance with applicable technical references.

PERFORMANCE STEPS:

1. Induct equipment into maintenance, if required.
2. Determine applicable technical references.
3. Conduct initial inspection.
4. Adjust equipment performance.
5. Verify equipment performance.
6. Document maintenance actions.
7. Return equipment to owner, if required.

REFERENCES:

1. Applicable technical references
2. DLA Customer Assistance Handbook
3. FEDLOG Federal Logistic Data
4. Maintenance Float Catalog
5. MCBUL 3000 Marine Corps Automated Readiness Evaluation System (MARES) Equipment
6. MCO 2410.2_ Electromagnetic Environmental Effects (E3) Control Program
7. MCO 3000.11_ Ground Equipment Condition and Supply Materiel Readiness Reporting (MRR) Policy
8. MCO 4400.16_ Uniform Material Movement and Issue Priority System (UMMIPS)

9. MCO P4790.1_ Marine Corps Integrated Maintenance Management System (MIMMS) Introduction Manual
 10. MCO P4790.2_ MIMMS Field Procedures Manual
 11. MCO P5215.17_ The Marine Corps Technical Publications System
 12. N6283300014 Navy Electricity and Electronics Training Series (NEETS)
 13. SDS Safety Data Sheets
 14. SL 1-2/3 Index of Authorized Publications in Stock
 15. TI 4400-15/1_ Packaging, Handling, Storage, and Transportation of Electrostatic Discharge Sensitive Items
 16. TM 4700-15/1_ Ground Equipment Record Procedures
 17. TM 9406-15_ Grounding Procedures for Electromagnetic Interference Control and Safety
 18. TM 9999-15/1_ Electro-Static Discharge (ESD) Awareness
 19. TM 9999-15/2_ Electro-static Discharge (ESD) Management
 20. UM 4400-124 SASSY Using Unit Procedures
 21. UM 4790-5 MIMMS AIS, Field Maintenance Procedures
-

2847-MAIN-2003: Perform modification on telecommunications equipment

EVALUATION-CODED: NO

SUSTAINMENT INTERVAL: 12 months

MOS PERFORMING: 2847, 2862

GRADES: PVT, PFC, LCPL, CPL, SGT, SSGT, GYSGT

INITIAL TRAINING SETTING: MOJT

CONDITION: Given a mission requirement, equipment, and with the aid of references.

STANDARD: Improving equipment functioning, maintainability, reliability, or safety characteristics in accordance with applicable technical references.

PERFORMANCE STEPS:

1. Induct equipment into maintenance, if required.
2. Determine applicable technical references.
3. Conduct initial inspection.
4. Requisition parts, as required.
5. Apply modification (MI/TI/software/firmware upgrade).
6. Document modification.
7. Conduct final inspection.
8. Return equipment to owner, if required.

REFERENCES:

1. Applicable technical references
2. DLA Customer Assistance Handbook
3. DOD-HDBK-263B Electrostatic Discharge Control Handbook for Protection of Electrical and Electronic Parts, Assemblies and Equipment
4. DOD-STD-1686 Electrostatic Discharge Control
5. FEDLOG Federal Logistic Data
6. FMFRP 4-14 Field Grounding Procedures for Computers and Generators
7. MCBUL 3000 Marine Corps Automated Readiness Evaluation System (MARES)

Equipment

8. MCO 2410.2_ Electromagnetic Environmental Effects (E3) Control Program
9. MCO 3000.11_ Ground Equipment Condition and Supply Materiel Readiness Reporting (MRR) Policy
10. MCO 4400.16_ Uniform Material Movement and Issue Priority System (UMMIPS)
11. MCO P4790.1_ Marine Corps Integrated Maintenance Management System (MIMMS) Introduction Manual
12. MCO P4790.2_ MIMMS Field Procedures Manual
13. MCO P5090.2_ Environmental Compliance and Protection Manual
14. MCO P5215.17_ The Marine Corps Technical Publications System
15. MIL-STD-1686B Electro-Static Discharge Control Program for Protection of Electrical and Electronic Parts
16. MIL-STD-188-124A Military Standard for Grounding
17. N6283300014 Navy Electricity and Electronics Training Series (NEETS)
18. SDS Safety Data Sheets
19. SL 1-2/3 Index of Authorized Publications in Stock
20. TI 4400-15/1_ Packaging, Handling, Storage, and Transportation of Electrostatic Discharge Sensitive Items
21. TM 4700-15/1_ Ground Equipment Record Procedures
22. TM 5895-45/1_ Standard Maintenance Practices Miniature/Microminiature (2M) Electronic Assembly Repair Organizational/Intermediate/Depot Level
23. TM 9406-15_ Grounding Procedures for Electromagnetic Interference Control and Safety
24. TM 9999-15/1_ Electro-Static Discharge (ESD) Awareness
25. TM 9999-15/2_ Electro-static Discharge (ESD) Management
26. UM 4400-124 SASSY Using Unit Procedures
27. UM 4790-5 MIMMS AIS, Field Maintenance Procedures

2847-MAIN-2004: Perform recovery and evacuation on telecommunications equipment

EVALUATION-CODED: NO

SUSTAINMENT INTERVAL: 12 months

MOS PERFORMING: 2847, 2862

GRADES: PVT, PFC, LCPL, CPL, SGT, SSGT, GYSGT

INITIAL TRAINING SETTING: MOJT

CONDITION: Given a mission, personnel, and equipment.

STANDARD: Retrieving or freeing immobile, inoperative, or abandoned materiel and/or moving materiel from one maintenance activity to another for repair or disposal in accordance with applicable technical references.

PERFORMANCE STEPS:

1. Induct equipment into maintenance, if required.
2. Determine applicable technical references.
3. Inspect equipment.
4. Return to service, if applicable.
5. Conduct disposition of unserviceable equipment, if applicable.
6. Evacuate materiel to higher maintenance activity, as required.

7. Document maintenance actions.
8. Return equipment to owner, if required.

REFERENCES:

1. Applicable technical references
2. DLA Customer Assistance Handbook
3. FEDLOG Federal Logistic Data
4. Maintenance Float Catalog
5. MCBUL 3000 Marine Corps Automated Readiness Evaluation System (MARES) Equipment
6. MCO 3000.11_ Ground Equipment Condition and Supply Materiel Readiness Reporting (MRR) Policy
7. MCO 4400.16_ Uniform Material Movement and Issue Priority System (UMMIPS)
8. MCO P4790.1_ Marine Corps Integrated Maintenance Management System (MIMMS) Introduction Manual
9. MCO P4790.2_ MIMMS Field Procedures Manual
10. MCO P5215.17_ The Marine Corps Technical Publications System
11. N6283300014 Navy Electronics and Electricity Training Series (NEETS)
12. SDS Safety Data Sheets
13. SL 1-2/3 Index of Authorized Publications in Stock
14. TM 4700-15/1_ Ground Equipment Record Procedures
15. UM 4400-124 SASSY Using Unit Procedures
16. UM 4790-5 MIMMS AIS, Field Maintenance Procedures

2847-MAIN-2005: Perform inspection and classification on IT equipment

EVALUATION-CODED: NO

SUSTAINMENT INTERVAL: 12 months

MOS PERFORMING: 2847, 2862

GRADES: PVT, PFC, LCPL, CPL, SGT, SSGT, GYSGT

INITIAL TRAINING SETTING: MOJT

CONDITION: Given a mission requirement, equipment, and with the aid of references.

STANDARD: Determining maintenance requirements and satisfactory maintenance performance, and assigning item to a maintenance category, in accordance with applicable technical references.

PERFORMANCE STEPS:

1. Induct equipment into maintenance, if required.
2. Determine applicable technical references.
3. Test item against established standards.
4. Verify application of all required MIs and TIs.
5. Verify currency of firmware/software version, if applicable.
6. Determine extent of maintenance required.
7. Assign item to a maintenance category, if required.
8. Confirm satisfactory performance of maintenance, if required.
9. Return to maintenance, if required.
10. Document maintenance actions.

11. Return equipment to owner, if required.

REFERENCES:

1. Applicable technical references
2. DLA Customer Assistance Handbook
3. FEDLOG Federal Logistic Data
4. Maintenance Float Catalog
5. MCBUL 3000 Marine Corps Automated Readiness Evaluation System (MARES) Equipment
6. MCO 2410.2_ Electromagnetic Environmental Effects (E3) Control Program
7. MCO 3000.11_ Ground Equipment Condition and Supply Materiel Readiness Reporting (MRR) Policy
8. MCO 4400.16_ Uniform Material Movement and Issue Priority System (UMMIPS)
9. MCO P4790.1_ Marine Corps Integrated Maintenance Management System (MIMMS) Introduction Manual
10. MCO P4790.2_ MIMMS Field Procedures Manual
11. MCO P5215.17_ The Marine Corps Technical Publications System
12. N6283300014 Navy Electricity and Electronics Training Series (NEETS)
13. SDS Safety Data Sheets
14. SL 1-2/3 Index of Authorized Publications in Stock
15. TI 4400-15/1_ Packaging, Handling, Storage, and Transportation of Electrostatic Discharge Sensitive Items
16. TM 4700-15/1_ Ground Equipment Record Procedures
17. TM 9406-15_ Grounding Procedures for Electromagnetic Interference Control and Safety
18. TM 9999-15/1_ Electro-Static Discharge (ESD) Awareness
19. TM 9999-15/2_ Electro-static Discharge (ESD) Management
20. UM 4400-124 SASSY Using Unit Procedures
21. UM 4790-5 MIMMS AIS, Field Maintenance Procedures

2847-MAIN-2006: Perform servicing, adjustment, and tuning on IT equipment

EVALUATION-CODED: NO

SUSTAINMENT INTERVAL: 12 months

MOS PERFORMING: 2847, 2862

GRADES: PVT, PFC, LCPL, CPL, SGT, SSGT, GYSGT

INITIAL TRAINING SETTING: MOJT

CONDITION: Given a mission requirement, equipment, and with the aid of references.

STANDARD: Adjusting equipment to achieve precise functioning in accordance with applicable technical references.

PERFORMANCE STEPS:

1. Induct equipment into maintenance, if required.
2. Determine applicable technical references.
3. Conduct initial inspection.
4. Adjust equipment performance.
5. Verify equipment performance.

6. Document maintenance actions.
7. Return equipment to owner, if required.

REFERENCES:

1. Applicable technical references
 2. DLA Customer Assistance Handbook
 3. FEDLOG Federal Logistic Data
 4. Maintenance Float Catalog
 5. MCBUL 3000 Marine Corps Automated Readiness Evaluation System (MARES) Equipment
 6. MCO 2410.2_ Electromagnetic Environmental Effects (E3) Control Program
 7. MCO 3000.11_ Ground Equipment Condition and Supply Materiel Readiness Reporting (MRR) Policy
 8. MCO 4400.16_ Uniform Material Movement and Issue Priority System (UMMIPS)
 9. MCO P4790.1_ Marine Corps Integrated Maintenance Management System (MIMMS) Introduction Manual
 10. MCO P4790.2_ MIMMS Field Procedures Manual
 11. MCO P5215.17_ The Marine Corps Technical Publications System
 12. N6283300014 Navy Electricity and Electronics Training Series (NEETS)
 13. SDS Safety Data Sheets
 14. SL 1-2/3 Index of Authorized Publications in Stock
 15. TI 4400-15/1_ Packaging, Handling, Storage, and Transportation of Electrostatic Discharge Sensitive Items
 16. TM 4700-15/1_ Ground Equipment Record Procedures
 17. TM 9406-15_ Grounding Procedures for Electromagnetic Interference Control and Safety
 18. TM 9999-15/1_ Electro-Static Discharge (ESD) Awareness
 19. TM 9999-15/2_ Electro-static Discharge (ESD) Management
 20. UM 4400-124 SASSY Using Unit Procedures
 21. UM 4790-5 MIMMS AIS, Field Maintenance Procedures
-

2847-MAIN-2007: Perform modification on IT equipment

EVALUATION-CODED: NO

SUSTAINMENT INTERVAL: 12 months

MOS PERFORMING: 2847, 2862

GRADES: PVT, PFC, LCPL, CPL, SGT, SSGT, GYSGT

INITIAL TRAINING SETTING: MOJT

CONDITION: Given a mission requirement, equipment, and with the aid of references.

STANDARD: Improving equipment functioning, maintainability, reliability, or safety characteristics in accordance with applicable technical references.

PERFORMANCE STEPS:

1. Conduct initial inspection.
2. Requisition parts, as required.
3. Apply modification (MI/TI/software/firmware upgrade).
4. Document modification.

5. Conduct final inspection.

REFERENCES:

1. Applicable technical references
2. DLA Customer Assistance Handbook
3. DOD-HDBK-263B Electrostatic Discharge Control Handbook for Protection of Electrical and Electronic Parts, Assemblies and Equipment
4. DOD-STD-1686 Electrostatic Discharge Control
5. FEDLOG Federal Logistic Data
6. FMFRP 4-14 Field Grounding Procedures for Computers and Generators
7. Maintenance Float Catalog
8. MCBUL 3000 Marine Corps Automated Readiness Evaluation System (MARES) Equipment
9. MCO 2410.2_ Electromagnetic Environmental Effects (E3) Control Program
10. MCO 3000.11_ Ground Equipment Condition and Supply Materiel Readiness Reporting (MRR) Policy
11. MCO 4400.16_ Uniform Material Movement and Issue Priority System (UMMIPS)
12. MCO P4790.1_ Marine Corps Integrated Maintenance Management System (MIMMS) Introduction Manual
13. MCO P4790.2_ MIMMS Field Procedures Manual
14. MCO P5090.2_ Environmental Compliance and Protection Manual
15. MCO P5215.17_ The Marine Corps Technical Publications System
16. MIL-STD-1686B Electro-Static Discharge Control Program for Protection of Electrical and Electronic Parts
17. MIL-STD-188-124A Military Standard for Grounding
18. N6283300014 Navy Electricity and Electronics Training Series (NEETS)
19. SDS Safety Data Sheets
20. SL 1-2/3 Index of Authorized Publications in Stock
21. TI 4400-15/1_ Packaging, Handling, Storage, and Transportation of Electrostatic Discharge Sensitive Items
22. TM 4700-15/1_ Ground Equipment Record Procedures
23. TM 5895-45/1_ Standard Maintenance Practices Miniature/Microminiature (2M) Electronic Assembly Repair Organizational/Intermediate/Depot Level
24. TM 9406-15_ Grounding Procedures for Electromagnetic Interference Control and Safety
25. TM 9999-15/1_ Electro-Static Discharge (ESD) Awareness
26. TM 9999-15/2_ Electro-static Discharge (ESD) Management
27. UM 4400-124 SASSY Using Unit Procedures
28. UM 4790-5 MIMMS AIS, Field Maintenance Procedures

2847-MAIN-2008: Perform recovery and evacuation on IT equipment

EVALUATION-CODED: NO

SUSTAINMENT INTERVAL: 12 months

MOS PERFORMING: 2847, 2862

GRADES: PVT, PFC, LCPL, CPL, SGT, SSGT, GYSGT

INITIAL TRAINING SETTING: MOJT

CONDITION: Given a mission, personnel, and equipment.

STANDARD: Retrieving or freeing immobile, inoperative, or abandoned materiel and/or moving materiel from one maintenance activity to another for repair or disposal in accordance with applicable technical references.

PERFORMANCE STEPS:

1. Induct equipment into maintenance, if required.
2. Determine applicable technical references.
3. Inspect equipment.
4. Return to service, if applicable.
5. Conduct disposition of unserviceable equipment, if applicable.
6. Evacuate materiel to higher maintenance activity, as required.
7. Document maintenance actions.
8. Return equipment to owner, if required.

REFERENCES:

1. Applicable technical references
 2. DLA Customer Assistance Handbook
 3. FEDLOG Federal Logistic Data
 4. Maintenance Float Catalog
 5. MCBUL 3000 Marine Corps Automated Readiness Evaluation System (MARES) Equipment
 6. MCO 3000.11_ Ground Equipment Condition and Supply Materiel Readiness Reporting (MRR) Policy
 7. MCO 4400.16_ Uniform Material Movement and Issue Priority System (UMMIPS)
 8. MCO P4790.1_ Marine Corps Integrated Maintenance Management System (MIMMS) Introduction Manual
 9. MCO P4790.2_ MIMMS Field Procedures Manual
 10. MCO P5215.17_ The Marine Corps Technical Publications System
 11. N6283300014 Navy Electronics and Electricity Training Series (NEETS)
 12. SDS Safety Data Sheets
 13. SL 1-2/3 Index of Authorized Publications in Stock
 14. TM 4700-15/1_ Ground Equipment Record Procedures
 15. UM 4400-124 SASSY Using Unit Procedures
 16. UM 4790-5 MIMMS AIS, Field Maintenance Procedures
-

2847-MAIN-2009: Perform inspection and classification on COMSEC equipment

EVALUATION-CODED: NO

SUSTAINMENT INTERVAL: 12 months

MOS PERFORMING: 2847, 2862

GRADES: PVT, PFC, LCPL, CPL, SGT, SSGT, GYSGT

INITIAL TRAINING SETTING: MOJT

CONDITION: Given a mission requirement, equipment, and with the aid of references.

STANDARD: Determining maintenance requirements and satisfactory maintenance performance, and assigning item to a maintenance category, in accordance with applicable technical references.

PERFORMANCE STEPS:

1. Induct equipment into maintenance, if required.
2. Determine applicable technical references.
3. Test item against established standards.
4. Verify application of all required MIs and TIs.
5. Verify currency of firmware/software version, if applicable.
6. Determine extent of maintenance required.
7. Assign item to a maintenance category, if required.
8. Confirm satisfactory performance of maintenance, if required.
9. Return to maintenance, if required.
10. Document maintenance actions.
11. Return equipment to owner, if required.

REFERENCES:

1. Applicable technical references
2. DLA Customer Assistance Handbook
3. FEDLOG Federal Logistic Data
4. Maintenance Float Catalog
5. MCBUL 3000 Marine Corps Automated Readiness Evaluation System (MARES) Equipment
6. MCO 2410.2_ Electromagnetic Environmental Effects (E3) Control Program
7. MCO 3000.11_ Ground Equipment Condition and Supply Materiel Readiness Reporting (MRR) Policy
8. MCO 4400.16_ Uniform Material Movement and Issue Priority System (UMMIPS)
9. MCO P4790.1_ Marine Corps Integrated Maintenance Management System (MIMMS) Introduction Manual
10. MCO P4790.2_ MIMMS Field Procedures Manual
11. MCO P5215.17_ The Marine Corps Technical Publications System
12. N6283300014 Navy Electricity and Electronics Training Series (NEETS)
13. SDS Safety Data Sheets
14. SL 1-2/3 Index of Authorized Publications in Stock
15. TI 4400-15/1_ Packaging, Handling, Storage, and Transportation of Electrostatic Discharge Sensitive Items
16. TM 4700-15/1_ Ground Equipment Record Procedures
17. TM 9406-15_ Grounding Procedures for Electromagnetic Interference Control and Safety
18. TM 9999-15/1_ Electro-Static Discharge (ESD) Awareness
19. TM 9999-15/2_ Electro-static Discharge (ESD) Management
20. UM 4400-124 SASSY Using Unit Procedures
21. UM 4790-5 MIMMS AIS, Field Maintenance Procedures

2847-MAIN-2010: Perform servicing, adjustment, and tuning on COMSEC equipment

EVALUATION-CODED: NO

SUSTAINMENT INTERVAL: 12 months

MOS PERFORMING: 2847, 2862

GRADES: PVT, PFC, LCPL, CPL, SGT, SSGT, GYSGT

INITIAL TRAINING SETTING: MOJT

CONDITION: Given a mission requirement, equipment, and with the aid of

references.

STANDARD: Adjusting equipment to achieve precise functioning in accordance with applicable technical references.

PERFORMANCE STEPS:

1. Induct equipment into maintenance, if required.
2. Determine applicable technical references.
3. Conduct initial inspection.
4. Adjust equipment performance.
5. Verify equipment performance.
6. Document maintenance actions.
7. Return equipment to owner, if required.

REFERENCES:

1. Applicable technical references
2. DLA Customer Assistance Handbook
3. EKMS-1 (series) EKMS Policy and Procedures for Navy EKMS Tiers 2 & 3
4. EKMS-5A Cryptographic Equipment Information/Guidance Manual
5. FEDLOG Federal Logistic Data
6. Maintenance Float Catalog
7. MCBUL 3000 Marine Corps Automated Readiness Evaluation System (MARES) Equipment
8. MCO 2410.2_ Electromagnetic Environmental Effects (E3) Control Program
9. MCO 3000.11_ Ground Equipment Condition and Supply Materiel Readiness Reporting (MRR) Policy
10. MCO 4400.16_ Uniform Material Movement and Issue Priority System (UMMIPS)
11. MCO P4790.1_ Marine Corps Integrated Maintenance Management System (MIMMS) Introduction Manual
12. MCO P4790.2_ MIMMS Field Procedures Manual
13. MCO P5215.17_ The Marine Corps Technical Publications System
14. N6283300014 Navy Electricity and Electronics Training Series (NEETS)
15. SDS Safety Data Sheets
16. SL 1-2/3 Index of Authorized Publications in Stock
17. TI 4400-15/1_ Packaging, Handling, Storage, and Transportation of Electrostatic Discharge Sensitive Items
18. TM 4700-15/1_ Ground Equipment Record Procedures
19. TM 9406-15_ Grounding Procedures for Electromagnetic Interference Control and Safety
20. TM 9999-15/1_ Electro-Static Discharge (ESD) Awareness
21. TM 9999-15/2_ Electro-static Discharge (ESD) Management
22. UM 4400-124 SASSY Using Unit Procedures
23. UM 4790-5 MIMMS AIS, Field Maintenance Procedures

2847-MAIN-2011: Perform modification on COMSEC equipment

EVALUATION-CODED: NO

SUSTAINMENT INTERVAL: 12 months

MOS PERFORMING: 2847, 2862

GRADES: PVT, PFC, LCPL, CPL, SGT, SSGT, GYSGT

INITIAL TRAINING SETTING: MOJT

CONDITION: Given a mission requirement, equipment, and with the aid of references.

STANDARD: Improving equipment functioning, maintainability, reliability, or safety characteristics in accordance with applicable technical references.

PERFORMANCE STEPS:

1. Induct equipment into maintenance, if required.
2. Determine applicable technical references.
3. Conduct initial inspection.
4. Requisition parts, as required.
5. Apply modification (MI/TI/software/firmware upgrade).
6. Document modification.
7. Conduct final inspection.
8. Return equipment to owner, if required.

REFERENCES:

1. Applicable technical references
2. DLA Customer Assistance Handbook
3. DOD-HDBK-263B Electrostatic Discharge Control Handbook for Protection of Electrical and Electronic Parts, Assemblies and Equipment
4. DOD-STD-1686 Electrostatic Discharge Control
5. EKMS-1 (series) EKMS Policy and Procedures for Navy EKMS Tiers 2 & 3
6. EKMS-5A Cryptographic Equipment Information/Guidance Manual
7. FEDLOG Federal Logistic Data
8. FMFRP 4-14 Field Grounding Procedures for Computers and Generators
9. Maintenance Float Catalog
10. MCBUL 3000 Marine Corps Automated Readiness Evaluation System (MARES) Equipment
11. MCO 2410.2_ Electromagnetic Environmental Effects (E3) Control Program
12. MCO 3000.11_ Ground Equipment Condition and Supply Materiel Readiness Reporting (MRR) Policy
13. MCO 4400.16_ Uniform Material Movement and Issue Priority System (UMMIPS)
14. MCO P4790.1_ Marine Corps Integrated Maintenance Management System (MIMMS) Introduction Manual
15. MCO P4790.2_ MIMMS Field Procedures Manual
16. MCO P5090.2_ Environmental Compliance and Protection Manual
17. MCO P5215.17_ The Marine Corps Technical Publications System
18. MIL-STD-1686B Electro-Static Discharge Control Program for Protection of Electrical and Electronic Parts
19. MIL-STD-188-124A Military Standard for Grounding
20. N6283300014 Navy Electricity and Electronics Training Series (NEETS)
21. SDS Safety Data Sheets
22. SL 1-2/3 Index of Authorized Publications in Stock
23. TI 4400-15/1_ Packaging, Handling, Storage, and Transportation of Electrostatic Discharge Sensitive Items
24. TM 4700-15/1_ Ground Equipment Record Procedures
25. TM 5895-45/1_ Standard Maintenance Practices Miniature/Microminiature (2M) Electronic Assembly Repair Organizational/Intermediate/Depot Level
26. TM 9406-15_ Grounding Procedures for Electromagnetic Interference Control and Safety
27. TM 9999-15/1_ Electro-Static Discharge (ESD) Awareness

- 28. TM 9999-15/2_ Electro-static Discharge (ESD) Management
- 29. UM 4400-124 SASSY Using Unit Procedures
- 30. UM 4790-5 MIMMS AIS, Field Maintenance Procedures

2847-MAIN-2012: Perform recovery and evacuation on COMSEC equipment

EVALUATION-CODED: NO

SUSTAINMENT INTERVAL: 12 months

MOS PERFORMING: 2847, 2862

GRADES: PVT, PFC, LCPL, CPL, SGT, SSGT, GYSGT

INITIAL TRAINING SETTING: MOJT

CONDITION: Given a mission, personnel, and equipment.

STANDARD: Retrieving or freeing immobile, inoperative, or abandoned materiel and/or moving materiel from one maintenance activity to another for repair or disposal in accordance with applicable technical references.

PERFORMANCE STEPS:

- 1. Induct equipment into maintenance, if required.
- 2. Determine applicable technical references.
- 3. Inspect equipment.
- 4. Return to service, if applicable.
- 5. Conduct disposition of unserviceable equipment, if applicable.
- 6. Evacuate materiel to higher maintenance activity, as required.
- 7. Document maintenance actions.
- 8. Return equipment to owner, if required.

REFERENCES:

- 1. Applicable technical references
 - 2. DLA Customer Assistance Handbook
 - 3. EKMS-1 (series) EKMS Policy and Procedures for Navy EKMS Tiers 2 & 3
 - 4. EKMS-5A Cryptographic Equipment Information/Guidance Manual
 - 5. FEDLOG Federal Logistic Data
 - 6. Maintenance Float Catalog
 - 7. MCBUL 3000 Marine Corps Automated Readiness Evaluation System (MARES) Equipment
 - 8. MCO 3000.11_ Ground Equipment Condition and Supply Materiel Readiness Reporting (MRR) Policy
 - 9. MCO 4400.16_ Uniform Material Movement and Issue Priority System (UMMIPS)
 - 10. MCO P4790.1_ Marine Corps Integrated Maintenance Management System (MIMMS) Introduction Manual
 - 11. MCO P4790.2_ MIMMS Field Procedures Manual
 - 12. MCO P5215.17_ The Marine Corps Technical Publications System
 - 13. N6283300014 Navy Electronics and Electricity Training Series (NEETS)
 - 14. SDS Safety Data Sheets
 - 15. SL 1-2/3 Index of Authorized Publications in Stock
 - 16. TM 4700-15/1_ Ground Equipment Record Procedures
 - 17. UM 4400-124 SASSY Using Unit Procedures
 - 18. UM 4790-5 MIMMS AIS, Field Maintenance Procedures
-

2847-MAIN-2013: Perform inspection and classification on fiber optic cable/line equipment

EVALUATION-CODED: NO

SUSTAINMENT INTERVAL: 12 months

MOS PERFORMING: 2847, 2862

GRADES: PVT, PFC, LCPL, CPL, SGT, SSGT, GYSGT

INITIAL TRAINING SETTING: MOJT

CONDITION: Given a mission requirement, equipment, and with the aid of references.

STANDARD: Determining maintenance requirements and satisfactory maintenance performance, and assigning item to a maintenance category, in accordance with applicable technical references.

PERFORMANCE STEPS:

1. Induct equipment into maintenance, if required.
2. Determine applicable technical references.
3. Test item against established standards.
4. Verify application of all required MIs and TIs.
5. Verify currency of firmware/software version, if applicable.
6. Determine extent of maintenance required.
7. Assign item to a maintenance category, if required.
8. Confirm satisfactory performance of maintenance, if required.
9. Return to maintenance, if required.
10. Document maintenance actions.
11. Return equipment to owner, if required.

REFERENCES:

1. Applicable technical references
2. DLA Customer Assistance Handbook
3. FEDLOG Federal Logistic Data
4. Maintenance Float Catalog
5. MCBUL 3000 Marine Corps Automated Readiness Evaluation System (MARES) Equipment
6. MCO 2410.2_ Electromagnetic Environmental Effects (E3) Control Program
7. MCO 3000.11_ Ground Equipment Condition and Supply Materiel Readiness Reporting (MRR) Policy
8. MCO 4400.16_ Uniform Material Movement and Issue Priority System (UMMIPS)
9. MCO P4790.1_ Marine Corps Integrated Maintenance Management System (MIMMS) Introduction Manual
10. MCO P4790.2_ MIMMS Field Procedures Manual
11. MCO P5215.17_ The Marine Corps Technical Publications System
12. N6283300014 Navy Electricity and Electronics Training Series (NEETS)
13. SDS Safety Data Sheets
14. SL 1-2/3 Index of Authorized Publications in Stock
15. TI 4400-15/1_ Packaging, Handling, Storage, and Transportation of Electrostatic Discharge Sensitive Items
16. TM 4700-15/1_ Ground Equipment Record Procedures
17. TM 9406-15_ Grounding Procedures for Electromagnetic Interference Control and Safety

18. TM 9999-15/1_ Electro-Static Discharge (ESD) Awareness
 19. TM 9999-15/2_ Electro-static Discharge (ESD) Management
 20. UM 4400-124 SASSY Using Unit Procedures
 21. UM 4790-5 MIMMS AIS, Field Maintenance Procedures
-

2847-OPS-2001: Provide technical assistance during the IOM of telecommunications equipment

EVALUATION-CODED: NO

SUSTAINMENT INTERVAL: 12 months

DESCRIPTION: Ground electronics maintenance Marines often assist equipment crew/operators in the installation and operation of equipment. In addition, ground electronics maintenance Marines often assist equipment crew/operators in troubleshooting equipment in operation, restoring equipment to operation. While ground electronics maintenance Marines are not utilized in the role of equipment crew/operators, they must have a thorough understanding in aspects of the proper installation and operation of equipment in order to determine when corrective action can be resolved by the equipment crew/operators and when equipment must be inducted into maintenance for field level maintenance actions.

MOS PERFORMING: 2847, 2862

GRADES: PVT, PFC, LCPL, CPL, SGT, SSGT, GYSGT

INITIAL TRAINING SETTING: MOJT

CONDITION: Given a mission requirement, equipment, and with the aid of references.

STANDARD: Ensuring proper equipment installation and operation, and identifying maintenance actions required to restore equipment operation as required in accordance with applicable equipment operation references.

PERFORMANCE STEPS:

1. Determine applicable equipment operation references.
2. Verify equipment configuration.
3. Verify software/firmware version, as required.
4. Verify equipment is properly grounded.
5. Verify power source.
6. Verify antenna installation, as required.
7. Verify remote capabilities, as required.
8. Verify COMSEC connection, as required.
9. Verify equipment operation.
10. Perform electromagnetic interference troubleshooting, as required.
11. Determine corrective action required, if applicable.

REFERENCES:

1. Applicable technical references
2. EKMS-1 (series) EKMS Policy and Procedures for Navy EKMS Tiers 2 & 3
3. EKMS-5A Cryptographic Equipment Information/Guidance Manual
4. Operational Order Operational Order

5. SL 1-2/3 Index of Authorized Publications in Stock
6. TM 9406-15_ Grounding Procedures for Electromagnetic Interference Control and Safety

SUPPORT REQUIREMENTS:

EQUIPMENT: Support Equipment:

1. Oscilloscope
 2. Multimeter
 3. Signal generator
 4. Power supply
 5. Data analyzer
 6. Spectrum analyzer
 7. Frequency counter
 8. Ground tester
-

2847-OPS-2002: Provide technical assistance during the IOM of IT equipment

EVALUATION-CODED: NO

SUSTAINMENT INTERVAL: 12 months

DESCRIPTION: Ground electronics maintenance Marines often assist equipment crew/operators in the installation and operation of equipment. In addition, ground electronics maintenance Marines often assist equipment crew/operators in troubleshooting equipment in operation, restoring equipment to operation. While ground electronics maintenance Marines are not utilized in the role of equipment crew/operators, they must have a thorough understanding in aspects of the proper installation and operation of equipment in order to determine when corrective action can be resolved by the equipment crew/operators and when equipment must be inducted into maintenance for field level maintenance actions.

MOS PERFORMING: 2847, 2862

GRADES: PVT, PFC, LCPL, CPL, SGT, SSGT, GYSGT

INITIAL TRAINING SETTING: MOJT

CONDITION: Given a mission requirement, equipment, and with the aid of references.

STANDARD: Ensuring proper equipment installation and operation, and identifying maintenance actions required to restore equipment operation as required in accordance with applicable equipment operation references.

PERFORMANCE STEPS:

1. Determine applicable equipment operation references.
2. Verify equipment configuration.
3. Verify software/firmware version, as required.
4. Verify equipment is properly grounded.
5. Verify power source.
6. Verify antenna installation, as required.
7. Verify remote capabilities, as required.

8. Verify COMSEC connection, as required.
9. Verify equipment operation.
10. Perform electromagnetic interference troubleshooting, as required.
11. Determine corrective action required, if applicable.

REFERENCES:

1. Applicable technical references
2. EKMS-1 (series) EKMS Policy and Procedures for Navy EKMS Tiers 2 & 3
3. EKMS-5A Cryptographic Equipment Information/Guidance Manual
4. Operational Order Operational Order
5. SL 1-2/3 Index of Authorized Publications in Stock
6. TM 9406-15_ Grounding Procedures for Electromagnetic Interference Control and Safety

SUPPORT REQUIREMENTS:

EQUIPMENT: Support Equipment:

1. Oscilloscope
2. Multimeter
3. Signal generator
4. Power supply
5. Data analyzer
6. Spectrum analyzer
7. Frequency counter
8. Ground tester

2847-OPS-2003: Provide technical assistance during the IOM of COMSEC equipment

EVALUATION-CODED: NO

SUSTAINMENT INTERVAL: 12 months

DESCRIPTION: Ground electronics maintenance Marines often assist equipment crew/operators in the installation and operation of equipment. In addition, ground electronics maintenance Marines often assist equipment crew/operators in troubleshooting equipment in operation, restoring equipment to operation. While ground electronics maintenance Marines are not utilized in the role of equipment crew/operators, they must have a thorough understanding in aspects of the proper installation and operation of equipment in order to determine when corrective action can be resolved by the equipment crew/operators and when equipment must be inducted into maintenance for field level maintenance actions.

MOS PERFORMING: 2847, 2862

GRADES: PVT, PFC, LCPL, CPL, SGT, SSGT, GYSGT

INITIAL TRAINING SETTING: MOJT

CONDITION: Given a mission requirement, equipment, and with the aid of references.

STANDARD: Ensuring proper equipment installation and operation, and

identifying maintenance actions required to restore equipment operation as required in accordance with applicable equipment operation references.

PERFORMANCE STEPS:

1. Determine applicable equipment operation references.
2. Verify equipment configuration.
3. Verify software/firmware version, as required.
4. Verify equipment is properly grounded.
5. Verify power source.
6. Verify antenna installation, as required.
7. Verify remote capabilities, as required.
8. Verify COMSEC connection, as required.
9. Verify equipment operation.
10. Perform electromagnetic interference troubleshooting, as required.
11. Determine corrective action required, if applicable.

REFERENCES:

1. Applicable technical references
2. EKMS-1 (series) EKMS Policy and Procedures for Navy EKMS Tiers 2 & 3
3. EKMS-5A Cryptographic Equipment Information/Guidance Manual
4. Operational Order Operational Order
5. SL 1-2/3 Index of Authorized Publications in Stock
6. TM 9406-15_ Grounding Procedures for Electromagnetic Interference Control and Safety

SUPPORT REQUIREMENTS:

EQUIPMENT: Support Equipment:

1. Oscilloscope
 2. Multimeter
 3. Signal generator
 4. Power supply
 5. Data analyzer
 6. Spectrum analyzer
 7. Frequency counter
 8. Ground tester
-

2800 T&R MANUAL

CHAPTER 13

MOS 2848 INDIVIDUAL EVENTS

	<u>PARAGRAPH</u>	<u>PAGE</u>
PURPOSE	13000	13-2
EVENT CODING.	13001	13-2
INDEX OF INDIVIDUAL EVENTS.	13002	13-2
2000-LEVEL EVENTS	13003	13-3

2800 T&R MANUAL

CHAPTER 13

MOS 2848 INDIVIDUAL EVENTS

13000. PURPOSE. This chapter details the individual events that pertain to Tactical Remote Sensor System (TRSS) Maintainers. Each individual event provides an event title, along with the conditions events will be performed under, and the standard to which the event must be performed to be successful.

13001. EVENT CODING. Events in this T&R Manual are depicted with an up to 12-character, 3-field alphanumeric system, i.e. XXXX-XXXX-XXXX. This chapter utilizes the following methodology

a. Field one. This field represents the community. This chapter contains the following community codes:

<u>Code</u>	<u>Description</u>
2848	Tactical Remote Sensor System (TRSS) Maintainer

b. Field two. This field represents the functional/duty area. This chapter contains the following functional/duty areas:

<u>Code</u>	<u>Description</u>
MAIN	Maintenance
OPS	Operations

c. Field three. This field provides the level at which the event is accomplished and numerical sequencing of events. This chapter contains the following event levels:

<u>Code</u>	<u>Description</u>
1000	Core Skills
2000	Core Plus Skills

13002. INDEX OF INDIVIDUAL EVENTS

EVENT CODE	EVENT	PAGE
2000-LEVEL		
2848-MAIN-2001	Perform inspection and classification on ground sensor system equipment	13-3
2848-MAIN-2002	Perform servicing, adjustment, and tuning on ground sensor system equipment	13-4
2848-MAIN-2003	Perform repair on ground sensor system equipment	13-5
2848-MAIN-2004	Perform modification on ground sensor system equipment	13-6
2848-MAIN-2005	Perform recovery and evacuation on ground sensor system equipment	13-7

2848-OPS-2001	Provide technical assistance during the IOM of ground sensor system equipment	13-8
---------------	-------------------------------------------------------------------------------	------

13003. 2000-LEVEL EVENTS

2848-MAIN-2001: Perform inspection and classification on ground sensor system equipment

EVALUATION-CODED: NO **SUSTAINMENT INTERVAL:** 12 months

GRADES: PVT, PFC, LCPL, CPL, SGT, SSGT, GYSGT

INITIAL TRAINING SETTING: MOJT

CONDITION: Given a mission requirement, equipment, and with the aid of references.

STANDARD: Determining maintenance requirements and satisfactory maintenance performance, and assigning item to a maintenance category, in accordance with applicable technical references.

PERFORMANCE STEPS:

1. Induct equipment into maintenance, if required.
2. Determine applicable technical references.
3. Test item against established standards.
4. Verify application of all required MIs and TIs.
5. Verify currency of firmware/software version, if applicable.
6. Determine extent of maintenance required.
7. Assign item to a maintenance category, if required.
8. Confirm satisfactory performance of maintenance, if required.
9. Return to maintenance, if required.
10. Document maintenance actions.
11. Return equipment to owner, if required.

REFERENCES:

1. Applicable technical references
2. DLA Customer Assistance Handbook
3. FEDLOG Federal Logistic Data
4. Maintenance Float Catalog
5. MCBUL 3000 Marine Corps Automated Readiness Evaluation System (MARES) Equipment
6. MCO 2410.2_ Electromagnetic Environmental Effects (E3) Control Program
7. MCO 3000.11_ Ground Equipment Condition and Supply Materiel Readiness Reporting (MRR) Policy
8. MCO 4400.16_ Uniform Material Movement and Issue Priority System (UMMIPS)
9. MCO P4790.1_ Marine Corps Integrated Maintenance Management System (MIMMS) Introduction Manual
10. MCO P4790.2_ MIMMS Field Procedures Manual
11. MCO P5215.17_ The Marine Corps Technical Publications System
12. N6283300014 Navy Electricity and Electronics Training Series (NEETS)
13. SDS Safety Data Sheets
14. SL 1-2/3 Index of Authorized Publications in Stock
15. TI 4400-15/1_ Packaging, Handling, Storage, and Transportation of

- Electrostatic Discharge Sensitive Items
16. TM 4700-15/1_ Ground Equipment Record Procedures
 17. TM 9406-15_ Grounding Procedures for Electromagnetic Interference Control and Safety
 18. TM 9999-15/1_ Electro-Static Discharge (ESD) Awareness
 19. TM 9999-15/2_ Electro-static Discharge (ESD) Management
 20. UM 4400-124 SASSY Using Unit Procedures
 21. UM 4790-5 MIMMS AIS, Field Maintenance Procedures
-

2848-MAIN-2002: Perform servicing, adjustment, and tuning on ground sensor system equipment

EVALUATION-CODED: NO

SUSTAINMENT INTERVAL: 12 months

GRADES: PVT, PFC, LCPL, CPL, SGT, SSGT, GYSGT

INITIAL TRAINING SETTING: MOJT

CONDITION: Given a mission requirement, equipment, and with the aid of references.

STANDARD: Adjusting equipment to achieve precise functioning in accordance with applicable technical references.

PERFORMANCE STEPS:

1. Induct equipment into maintenance, if required.
2. Determine applicable technical references.
3. Conduct initial inspection.
4. Adjust equipment performance.
5. Verify equipment performance.
6. Document maintenance actions.
7. Return equipment to owner, if required.

REFERENCES:

1. Applicable technical references
2. DLA Customer Assistance Handbook
3. FEDLOG Federal Logistic Data
4. Maintenance Float Catalog
5. MCBUL 3000 Marine Corps Automated Readiness Evaluation System (MARES) Equipment
6. MCO 2410.2_ Electromagnetic Environmental Effects (E3) Control Program
7. MCO 3000.11_ Ground Equipment Condition and Supply Materiel Readiness Reporting (MRR) Policy
8. MCO 4400.16_ Uniform Material Movement and Issue Priority System (UMMIPS)
9. MCO P4790.1_ Marine Corps Integrated Maintenance Management System (MIMMS) Introduction Manual
10. MCO P4790.2_ MIMMS Field Procedures Manual
11. MCO P5215.17_ The Marine Corps Technical Publications System
12. N6283300014 Navy Electricity and Electronics Training Series (NEETS)
13. SDS Safety Data Sheets
14. SL 1-2/3 Index of Authorized Publications in Stock
15. TI 4400-15/1_ Packaging, Handling, Storage, and Transportation of

- Electrostatic Discharge Sensitive Items
16. TM 4700-15/1_ Ground Equipment Record Procedures
 17. TM 9406-15_ Grounding Procedures for Electromagnetic Interference Control and Safety
 18. TM 9999-15/1_ Electro-Static Discharge (ESD) Awareness
 19. TM 9999-15/2_ Electro-static Discharge (ESD) Management
 20. UM 4400-124 SASSY Using Unit Procedures
 21. UM 4790-5 MIMMS AIS, Field Maintenance Procedures
-

2848-MAIN-2003: Perform repair on ground sensor system equipment

EVALUATION-CODED: NO

SUSTAINMENT INTERVAL: 12 months

GRADES: PVT, PFC, LCPL, CPL, SGT, SSGT, GYSGT

INITIAL TRAINING SETTING: FORMAL

CONDITION: Given a mission requirement, equipment, and with the aid of references.

STANDARD: Returning equipment to serviceable condition in accordance with applicable technical references.

PERFORMANCE STEPS:

1. Induct equipment into maintenance, if required.
2. Determine applicable technical references.
3. Conduct initial inspection.
4. Research applicable technical information.
5. Diagnose fault.
6. Troubleshoot.
7. Isolate fault.
8. Determine maintenance actions required.
9. Requisition parts, if required.
10. Perform required maintenance actions.
11. Align, as required.
12. Apply MIs/TIs, as required.
13. Apply firmware/software upgrades, as required.
14. Document maintenance actions.
15. Conduct final inspection.
16. Return equipment to owner, if required.

REFERENCES:

1. Applicable technical references
2. DLA Customer Assistance Handbook
3. DOD-HDBK-263B Electrostatic Discharge Control Handbook for Protection of Electrical and Electronic Parts, Assemblies and Equipment
4. DOD-STD-1686 Electrostatic Discharge Control
5. FEDLOG Federal Logistic Data
6. FMFRP 4-14 Field Grounding Procedures for Computers and Generators
7. Maintenance Float Catalog
8. MCBUL 3000 Marine Corps Automated Readiness Evaluation System (MARES) Equipment

9. MCO 2410.2_ Electromagnetic Environmental Effects (E3) Control Program
10. MCO 3000.11_ Ground Equipment Condition and Supply Materiel Readiness Reporting (MRR) Policy
11. MCO 4400.16_ Uniform Material Movement and Issue Priority System (UMMIPS)
12. MCO P4790.1_ Marine Corps Integrated Maintenance Management System (MIMMS) Introduction Manual
13. MCO P4790.2_ MIMMS Field Procedures Manual
14. MCO P5090.2_ Environmental Compliance and Protection Manual
15. MCO P5215.17_ The Marine Corps Technical Publications System
16. MIL-STD-1686B Electro-Static Discharge Control Program for Protection of Electrical and Electronic Parts
17. MIL-STD-188-124A Military Standard for Grounding
18. N6283300014 Navy Electricity and Electronics Training Series (NEETS)
19. SDS Safety Data Sheets
20. SL 1-2/3 Index of Authorized Publications in Stock
21. TI 4400-15/1_ Packaging, Handling, Storage, and Transportation of Electrostatic Discharge Sensitive Items
22. TM 4700-15/1_ Ground Equipment Record Procedures
23. TM 5895-45/1_ Standard Maintenance Practices Miniature/Microminiature (2M) Electronic Assembly Repair Organizational/Intermediate/Depot Level
24. TM 9406-15_ Grounding Procedures for Electromagnetic Interference Control and Safety
25. TM 9999-15/1_ Electro-Static Discharge (ESD) Awareness
26. TM 9999-15/2_ Electro-static Discharge (ESD) Management
27. UM 4400-124 SASSY Using Unit Procedures
28. UM 4790-5 MIMMS AIS, Field Maintenance Procedures

2848-MAIN-2004: Perform modification on ground sensor system equipment

EVALUATION-CODED: NO

SUSTAINMENT INTERVAL: 12 months

GRADES: PVT, PFC, LCPL, CPL, SGT, SSGT, GYSGT

INITIAL TRAINING SETTING: MOJT

CONDITION: Given a mission requirement, equipment, and with the aid of references.

STANDARD: Improving equipment functioning, maintainability, reliability, or safety characteristics in accordance with applicable technical references.

PERFORMANCE STEPS:

1. Induct equipment into maintenance, if required.
2. Determine applicable technical references.
3. Conduct initial inspection.
4. Requisition parts, as required.
5. Apply modification (MI/TI/software/firmware upgrade).
6. Document modification.
7. Conduct final inspection.
8. Return equipment to owner, if required.

REFERENCES:

1. Applicable technical references
2. DLA Customer Assistance Handbook
3. DOD-HDBK-263B Electrostatic Discharge Control Handbook for Protection of Electrical and Electronic Parts, Assemblies and Equipment
4. DOD-STD-1686 Electrostatic Discharge Control
5. FEDLOG Federal Logistic Data
6. FMFRP 4-14 Field Grounding Procedures for Computers and Generators
7. Maintenance Float Catalog
8. MCBUL 3000 Marine Corps Automated Readiness Evaluation System (MARES) Equipment
9. MCO 2410.2_ Electromagnetic Environmental Effects (E3) Control Program
10. MCO 3000.11_ Ground Equipment Condition and Supply Materiel Readiness Reporting (MRR) Policy
11. MCO 4400.16_ Uniform Material Movement and Issue Priority System (UMMIPS)
12. MCO P4790.1_ Marine Corps Integrated Maintenance Management System (MIMMS) Introduction Manual
13. MCO P4790.2_ MIMMS Field Procedures Manual
14. MCO P5090.2_ Environmental Compliance and Protection Manual
15. MCO P5215.17_ The Marine Corps Technical Publications System
16. MIL-STD-1686B Electro-Static Discharge Control Program for Protection of Electrical and Electronic Parts
17. MIL-STD-188-124A Military Standard for Grounding
18. N6283300014 Navy Electricity and Electronics Training Series (NEETS)
19. SDS Safety Data Sheets
20. SL 1-2/3 Index of Authorized Publications in Stock
21. TI 4400-15/1_ Packaging, Handling, Storage, and Transportation of Electrostatic Discharge Sensitive Items
22. TM 4700-15/1_ Ground Equipment Record Procedures
23. TM 5895-45/1_ Standard Maintenance Practices Miniature/Microminiature (2M) Electronic Assembly Repair Organizational/Intermediate/Depot Level
24. TM 9406-15_ Grounding Procedures for Electromagnetic Interference Control and Safety
25. TM 9999-15/1_ Electro-Static Discharge (ESD) Awareness
26. TM 9999-15/2_ Electro-static Discharge (ESD) Management
27. UM 4400-124 SASSY Using Unit Procedures
28. UM 4790-5 MIMMS AIS, Field Maintenance Procedures

2848-MAIN-2005: Perform recovery and evacuation on ground sensor system equipment

EVALUATION-CODED: NO

SUSTAINMENT INTERVAL: 12 months

GRADES: PVT, PFC, LCPL, CPL, SGT, SSGT, GYSGT

INITIAL TRAINING SETTING: MOJT

CONDITION: Given a mission, personnel, and equipment.

STANDARD: Retrieving or freeing immobile, inoperative, or abandoned materiel and/or moving materiel from one maintenance activity to another for repair or disposal in accordance with applicable technical references.

PERFORMANCE STEPS:

1. Induct equipment into maintenance, if required.
2. Determine applicable technical references.
3. Inspect equipment.
4. Return to service, if applicable.
5. Conduct disposition of unserviceable equipment, if applicable.
6. Evacuate materiel to higher maintenance activity, as required.
7. Document maintenance actions.
8. Return equipment to owner, if required.

REFERENCES:

1. Applicable technical references
2. DLA Customer Assistance Handbook
3. FEDLOG Federal Logistic Data
4. Maintenance Float Catalog
5. MCBUL 3000 Marine Corps Automated Readiness Evaluation System (MARES) Equipment
6. MCO 3000.11_ Ground Equipment Condition and Supply Materiel Readiness Reporting (MRR) Policy
7. MCO 4400.16_ Uniform Material Movement and Issue Priority System (UMMIPS)
8. MCO P4790.1_ Marine Corps Integrated Maintenance Management System (MIMMS) Introduction Manual
9. MCO P4790.2_ MIMMS Field Procedures Manual
10. MCO P5215.17_ The Marine Corps Technical Publications System
11. N6283300014 Navy Electronics and Electricity Training Series (NEETS)
12. SDS Safety Data Sheets
13. SL 1-2/3 Index of Authorized Publications in Stock
14. TM 4700-15/1_ Ground Equipment Record Procedures
15. UM 4400-124 SASSY Using Unit Procedures
16. UM 4790-5 MIMMS AIS, Field Maintenance Procedures

2848-OPS-2001: Provide technical assistance during the IOM of ground sensor system equipment

EVALUATION-CODED: NO

SUSTAINMENT INTERVAL: 12 months

DESCRIPTION: Ground electronics maintenance Marines often assist equipment crew/operators in the installation and operation of equipment. In addition, ground electronics maintenance Marines often assist equipment crew/operators in troubleshooting equipment in operation, restoring equipment to operation. While ground electronics maintenance Marines are not utilized in the role of equipment crew/operators, they must have a thorough understanding in aspects of the proper installation and operation of equipment in order to determine when corrective action can be resolved by the equipment crew/operators and when equipment must be inducted into maintenance for field level maintenance actions.

GRADES: PVT, PFC, LCPL, CPL, SGT, SSGT, GYSGT

INITIAL TRAINING SETTING: MOJT

CONDITION: Given a mission requirement, equipment, and with the aid of

references.

STANDARD: Ensuring proper equipment installation and operation, and identifying maintenance actions required to restore equipment operation as required in accordance with applicable equipment operation references.

PERFORMANCE STEPS:

1. Determine applicable equipment operation references.
2. Verify equipment configuration.
3. Verify software/firmware version, as required.
4. Verify equipment is properly grounded.
5. Verify power source.
6. Verify antenna installation, as required.
7. Verify remote capabilities, as required.
8. Verify COMSEC connection, as required.
9. Verify equipment operation.
10. Perform electromagnetic interference troubleshooting, as required.
11. Determine corrective action required, if applicable.

REFERENCES:

1. Applicable technical references
2. EKMS-1 (series) EKMS Policy and Procedures for Navy EKMS Tiers 2 & 3
3. EKMS-5A Cryptographic Equipment Information/Guidance Manual
4. Operational Order Operational Order
5. SL 1-2/3 Index of Authorized Publications in Stock
6. TM 9406-15_ Grounding Procedures for Electromagnetic Interference Control and Safety

SUPPORT REQUIREMENTS:

EQUIPMENT: Support Equipment:

1. Oscilloscope
 2. Multimeter
 3. Signal generator
 4. Power supply
 5. Data analyzer
 6. Spectrum analyzer
 7. Frequency counter
 8. Ground tester
-

2800 T&R MANUAL

CHAPTER 14

MOS 2862 INDIVIDUAL EVENTS

This chapter remains as a placeholder for future use. The 2862, Electronics Maintenance Technician MOS is a career progression MOS for a 2841, Ground Radio Repairer, and 2847, Telephone Systems/Personal Computer Repairer. Skills progression training, experience, and rank of the Marine that holds this MOS will execute the individual training events of a 2841 (Chapter 11) and a 2847 (Chapter 12) at an advanced level; providing complex troubleshooting, supervision, training, and quality control of associated equipment. The Marine will manage all maintenance requirements associated to his/her rank and shop/unit in accordance with the 28XX individual training events (Chapter 4).

2800 T&R MANUAL

CHAPTER 15

MOS 2871 INDIVIDUAL EVENTS

	<u>PARAGRAPH</u>	<u>PAGE</u>
PURPOSE	15000	15-2
EVENT CODING.	15001	15-2
INDEX OF INDIVIDUAL EVENTS.	15002	15-2
1000-LEVEL EVENTS	15003	15-3
2000-LEVEL EVENTS	15004	15-5

2800 T&R MANUAL

CHAPTER 15

MOS 2871 INDIVIDUAL EVENTS

15000. PURPOSE. This chapter details the individual events that pertain to Calibration Technicians and Metrology Technicians. Each individual event provides an event title, along with the conditions events will be performed under, and the standard to which the event must be performed to be successful.

15001. EVENT CODING. Events in this T&R Manual are depicted with an up to 12-character, 3-field alphanumeric system, i.e. XXXX-XXXX-XXXX. This chapter utilizes the following methodology

a. Field one. This field represents the community. This chapter contains the following community codes:

<u>Code</u>	<u>Description</u>
2871	Calibration Technician

b. Field two. This field represents the functional/duty area. This chapter contains the following functional/duty areas:

<u>Code</u>	<u>Description</u>
MAIN	Maintenance

c. Field three. This field provides the level at which the event is accomplished and numerical sequencing of events. This chapter contains the following event levels:

<u>Code</u>	<u>Description</u>
1000	Core Skills
2000	Core Plus Skills

15002. INDEX OF INDIVIDUAL EVENTS

EVENT CODE	EVENT	PAGE
1000-LEVEL		
2871-MAIN-1001	Perform testing and calibration on high density, low complexity TMDE	15-3
2871-MAIN-1002	Perform repair on high density, low complexity TMDE	15-4
2000-LEVEL		
2871-MAIN-2001	Perform inspection and classification on high density, low complexity TMDE	15-5
2871-MAIN-2002	Perform servicing, adjustment, and tuning on high density, low complexity TMDE	15-6

2871-MAIN-2003	Perform modification on high density, low complexity TMDE	15-7
2871-MAIN-2004	Perform recovery and evacuation on high density, low complexity TMDE	15-9

Also refer to Chapter 4 for 28XX individual training events for which 2871 Calibration Technicians are responsible.

15003. 1000-LEVEL EVENTS

2871-MAIN-1001: Perform testing and calibration on high density low complexity TMDE

EVALUATION-CODED: NO

SUSTAINMENT INTERVAL: 12 months

MOS PERFORMING: 2871, 2874

GRADES: PVT, PFC, LCPL, CPL, SGT, SSGT, GYSGT

INITIAL TRAINING SETTING: FORMAL

CONDITION: Given a mission requirement, equipment, and with the aid of references.

STANDARD: Detecting and reporting, or eliminating by adjustment, errors in tested equipment in accordance with applicable technical references.

PERFORMANCE STEPS:

1. Induct equipment into maintenance, if required.
2. Determine applicable equipment calibration procedures.
3. Conduct initial inspection.
4. Verify performance within accepted standards.
5. Submit to maintenance, if required.
6. Document maintenance actions.
7. Conduct final inspection.
8. Return equipment to owner, if required.

REFERENCES:

1. Applicable technical references
2. DLA Customer Assistance Handbook
3. FEDLOG Federal Logistic Data
4. Maintenance Float Catalog
5. MCBUL 3000 Marine Corps Automated Readiness Evaluation System (MARES) Equipment
6. MCO 3000.11_ Ground Equipment Condition and Supply Materiel Readiness Reporting (MRR) Policy
7. MCO 4400.16_ Uniform Material Movement and Issue Priority System (UMMIPS)
8. MCO P4790.1_ Marine Corps Integrated Maintenance Management System (MIMMS) Introduction Manual
9. MCO P4790.2_ MIMMS Field Procedures Manual
10. MCO P5215.17_ The Marine Corps Technical Publications System
11. N6283300014 Navy Electronics and Electricity Training Series (NEETS)

12. SDS Safety Data Sheets
13. SL 1-2/3 Index of Authorized Publications in Stock
14. TM 4700-15/1_ Ground Equipment Record Procedures
15. UM 4400-124 SASSY Using Unit Procedures
16. UM 4790-5 MIMMS AIS, Field Maintenance Procedures

2871-MAIN-1002: Perform repair on high density low complexity TMDE

EVALUATION-CODED: NO

SUSTAINMENT INTERVAL: 12 months

MOS PERFORMING: 2871, 2874

GRADES: PVT, PFC, LCPL, CPL, SGT, SSGT, GYSGT

INITIAL TRAINING SETTING: FORMAL

CONDITION: Given a mission requirement, equipment, and with the aid of references.

STANDARD: Returning equipment to serviceable condition in accordance with applicable technical references.

PERFORMANCE STEPS:

1. Induct equipment into maintenance, if required.
2. Determine applicable technical references.
3. Conduct initial inspection.
4. Research applicable technical information.
5. Diagnose fault.
6. Troubleshoot.
7. Isolate fault.
8. Determine maintenance actions required.
9. Requisition parts, if required.
10. Perform required maintenance actions.
11. Align, as required.
12. Apply MIs/TIs, as required.
13. Apply firmware/software upgrades, as required.
14. Document maintenance actions.
15. Conduct final inspection.
16. Return equipment to owner, if required.

REFERENCES:

1. Applicable technical references
2. DLA Customer Assistance Handbook
3. DOD-HDBK-263B Electrostatic Discharge Control Handbook for Protection of Electrical and Electronic Parts, Assemblies and Equipment
4. DOD-STD-1686 Electrostatic Discharge Control
5. FEDLOG Federal Logistic Data
6. FMFRP 4-14 Field Grounding Procedures for Computers and Generators
7. Maintenance Float Catalog
8. MCBUL 3000 Marine Corps Automated Readiness Evaluation System (MARES) Equipment
9. MCO 2410.2_ Electromagnetic Environmental Effects (E3) Control Program

10. MCO 3000.11_ Ground Equipment Condition and Supply Materiel Readiness Reporting (MRR) Policy
 11. MCO 4400.16_ Uniform Material Movement and Issue Priority System (UMMIPS)
 12. MCO P4790.1_ Marine Corps Integrated Maintenance Management System (MIMMS) Introduction Manual
 13. MCO P4790.2_ MIMMS Field Procedures Manual
 14. MCO P5090.2_ Environmental Compliance and Protection Manual
 15. MCO P5215.17_ The Marine Corps Technical Publications System
 16. MIL-STD-1686B Electro-Static Discharge Control Program for Protection of Electrical and Electronic Parts
 17. MIL-STD-188-124A Military Standard for Grounding
 18. N6283300014 Navy Electricity and Electronics Training Series (NEETS)
 19. SDS Safety Data Sheets
 20. SL 1-2/3 Index of Authorized Publications in Stock
 21. TI 4400-15/1_ Packaging, Handling, Storage, and Transportation of Electrostatic Discharge Sensitive Items
 22. TI 4733-OD/1_ Calibration Requirements Marine Corps Test, Measurement and Diagnostic Equipment Calibration and Maintenance Program
 23. TM 4700-15/1_ Ground Equipment Record Procedures
 24. TM 5895-45/1_ Standard Maintenance Practices Miniature/Microminiature (2M) Electronic Assembly Repair Organizational/Intermediate/Depot Level
 25. TM 9406-15_ Grounding Procedures for Electromagnetic Interference Control and Safety
 26. TM 9999-15/1_ Electro-Static Discharge (ESD) Awareness
 27. TM 9999-15/2_ Electro-static Discharge (ESD) Management
 28. UM 4400-124 SASSY Using Unit Procedures
 29. UM 4790-5 MIMMS AIS, Field Maintenance Procedures
-

15004. 2000-LEVEL EVENTS

2871-MAIN-2001: Perform inspection and classification on high density low complexity TMDE

EVALUATION-CODED: NO

SUSTAINMENT INTERVAL: 12 months

MOS PERFORMING: 2871, 2874

GRADES: PVT, PFC, LCPL, CPL, SGT, SSGT, GYSGT

INITIAL TRAINING SETTING: MOJT

CONDITION: Given a mission requirement, equipment, and with the aid of references.

STANDARD: Determining maintenance requirements and satisfactory maintenance performance, and assigning item to a maintenance category, in accordance with applicable technical references.

PERFORMANCE STEPS:

1. Induct equipment into maintenance, if required.
2. Determine applicable technical references.

3. Test item against established standards.
4. Verify application of all required MIs and TIs.
5. Verify currency of firmware/software version, if applicable.
6. Determine extent of maintenance required.
7. Assign item to a maintenance category, if required.
8. Confirm satisfactory performance of maintenance, if required.
9. Return to maintenance, if required.
10. Document maintenance actions.
11. Return equipment to owner, if required.

REFERENCES:

1. Applicable technical references
2. DLA Customer Assistance Handbook
3. FEDLOG Federal Logistic Data
4. Maintenance Float Catalog
5. MCBUL 3000 Marine Corps Automated Readiness Evaluation System (MARES) Equipment
6. MCO 2410.2_ Electromagnetic Environmental Effects (E3) Control Program
7. MCO 3000.11_ Ground Equipment Condition and Supply Materiel Readiness Reporting (MRR) Policy
8. MCO 4400.16_ Uniform Material Movement and Issue Priority System (UMMIPS)
9. MCO P4790.1_ Marine Corps Integrated Maintenance Management System (MIMMS) Introduction Manual
10. MCO P4790.2_ MIMMS Field Procedures Manual
11. MCO P5215.17_ The Marine Corps Technical Publications System
12. N6283300014 Navy Electricity and Electronics Training Series (NEETS)
13. SDS Safety Data Sheets
14. SL 1-2/3 Index of Authorized Publications in Stock
15. TI 4400-15/1_ Packaging, Handling, Storage, and Transportation of Electrostatic Discharge Sensitive Items
16. TI 4733-OD/1_ Calibration Requirements Marine Corps Test, Measurement and Diagnostic Equipment Calibration and Maintenance Program
17. TM 4700-15/1_ Ground Equipment Record Procedures
18. TM 9406-15_ Grounding Procedures for Electromagnetic Interference Control and Safety
19. TM 9999-15/1_ Electro-Static Discharge (ESD) Awareness
20. TM 9999-15/2_ Electro-static Discharge (ESD) Management
21. UM 4400-124 SASSY Using Unit Procedures
22. UM 4790-5 MIMMS AIS, Field Maintenance Procedures

2871-MAIN-2002: Perform servicing, adjustment, and tuning on high density low complexity TMDE

EVALUATION-CODED: NO

SUSTAINMENT INTERVAL: 12 months

MOS PERFORMING: 2871, 2874

GRADES: PVT, PFC, LCPL, CPL, SGT, SSGT, GYSGT

INITIAL TRAINING SETTING: MOJT

CONDITION: Given a mission requirement, equipment, and with the aid of

references.

STANDARD: Adjusting equipment to achieve precise functioning in accordance with applicable technical references.

PERFORMANCE STEPS:

1. Induct equipment into maintenance, if required.
2. Determine applicable technical references.
3. Conduct initial inspection.
4. Adjust equipment performance.
5. Verify equipment performance.
6. Document maintenance actions.
7. Return equipment to owner, if required.

REFERENCES:

1. Applicable technical references
2. DLA Customer Assistance Handbook
3. FEDLOG Federal Logistic Data
4. Maintenance Float Catalog
5. MCBUL 3000 Marine Corps Automated Readiness Evaluation System (MARES) Equipment
6. MCO 2410.2_ Electromagnetic Environmental Effects (E3) Control Program
7. MCO 3000.11_ Ground Equipment Condition and Supply Materiel Readiness Reporting (MRR) Policy
8. MCO 4400.16_ Uniform Material Movement and Issue Priority System (UMMIPS)
9. MCO P4790.1_ Marine Corps Integrated Maintenance Management System (MIMMS) Introduction Manual
10. MCO P4790.2_ MIMMS Field Procedures Manual
11. MCO P5215.17_ The Marine Corps Technical Publications System
12. N6283300014 Navy Electricity and Electronics Training Series (NEETS)
13. SDS Safety Data Sheets
14. SL 1-2/3 Index of Authorized Publications in Stock
15. TI 4400-15/1_ Packaging, Handling, Storage, and Transportation of Electrostatic Discharge Sensitive Items
16. TM 4700-15/1_ Ground Equipment Record Procedures
17. TM 9406-15_ Grounding Procedures for Electromagnetic Interference Control and Safety
18. TM 9999-15/1_ Electro-Static Discharge (ESD) Awareness
19. TM 9999-15/2_ Electro-static Discharge (ESD) Management
20. UM 4400-124 SASSY Using Unit Procedures
21. UM 4790-5 MIMMS AIS, Field Maintenance Procedures

2871-MAIN-2003: Perform modification on high density low complexity TMDE

EVALUATION-CODED: NO

SUSTAINMENT INTERVAL: 12 months

MOS PERFORMING: 2871, 2874

GRADES: PVT, PFC, LCPL, CPL, SGT, SSGT, GYSGT

INITIAL TRAINING SETTING: MOJT

CONDITION: Given a mission requirement, equipment, and with the aid of references.

STANDARD: Improving equipment functioning, maintainability, reliability, or safety characteristics in accordance with applicable technical references.

PERFORMANCE STEPS:

1. Induct equipment into maintenance, if required.
2. Determine applicable technical references.
3. Conduct initial inspection.
4. Requisition parts, as required.
5. Apply modification (MI/TI/software/firmware upgrade).
6. Document modification.
7. Conduct final inspection.
8. Return equipment to owner, if required.

REFERENCES:

1. Applicable technical references
2. DLA Customer Assistance Handbook
3. DOD-HDBK-263B Electrostatic Discharge Control Handbook for Protection of Electrical and Electronic Parts, Assemblies and Equipment
4. DOD-STD-1686 Electrostatic Discharge Control
5. FEDLOG Federal Logistic Data
6. FMFRP 4-14 Field Grounding Procedures for Computers and Generators
7. Maintenance Float Catalog
8. MCBUL 3000 Marine Corps Automated Readiness Evaluation System (MARES) Equipment
9. MCO 2410.2_ Electromagnetic Environmental Effects (E3) Control Program
10. MCO 3000.11_ Ground Equipment Condition and Supply Materiel Readiness Reporting (MRR) Policy
11. MCO 4400.16_ Uniform Material Movement and Issue Priority System (UMMIPS)
12. MCO P4790.1_ Marine Corps Integrated Maintenance Management System (MIMMS) Introduction Manual
13. MCO P4790.2_ MIMMS Field Procedures Manual
14. MCO P5090.2_ Environmental Compliance and Protection Manual
15. MCO P5215.17_ The Marine Corps Technical Publications System
16. MIL-STD-1686B Electro-Static Discharge Control Program for Protection of Electrical and Electronic Parts
17. MIL-STD-188-124A Military Standard for Grounding
18. N6283300014 Navy Electricity and Electronics Training Series (NEETS)
19. SDS Safety Data Sheets
20. SL 1-2/3 Index of Authorized Publications in Stock
21. TI 4400-15/1_ Packaging, Handling, Storage, and Transportation of Electrostatic Discharge Sensitive Items
22. TM 4700-15/1_ Ground Equipment Record Procedures
23. TM 5895-45/1_ Standard Maintenance Practices Miniature/Microminiature (2M) Electronic Assembly Repair Organizational/Intermediate/Depot Level
24. TM 9406-15_ Grounding Procedures for Electromagnetic Interference Control and Safety
25. TM 9999-15/1_ Electro-Static Discharge (ESD) Awareness
26. TM 9999-15/2_ Electro-static Discharge (ESD) Management
27. UM 4400-124 SASSY Using Unit Procedures
28. UM 4790-5 MIMMS AIS, Field Maintenance Procedures

2871-MAIN-2004: Perform recovery and evacuation on high density low complexity TMDE

EVALUATION-CODED: NO

SUSTAINMENT INTERVAL: 12 months

MOS PERFORMING: 2871, 2874

GRADES: PVT, PFC, LCPL, CPL, SGT, SSGT, GYSGT

INITIAL TRAINING SETTING: MOJT

CONDITION: Given a mission, personnel, and equipment.

STANDARD: Retrieving or freeing immobile, inoperative, or abandoned materiel and/or moving materiel from one maintenance activity to another for repair or disposal in accordance with applicable technical references.

PERFORMANCE STEPS:

1. Induct equipment into maintenance, if required.
2. Determine applicable technical references.
3. Inspect equipment.
4. Return to service, if applicable.
5. Conduct disposition of unserviceable equipment, if applicable.
6. Evacuate materiel to higher maintenance activity, as required.
7. Document maintenance actions.
8. Return equipment to owner, if required.

REFERENCES:

1. Applicable technical references
 2. DLA Customer Assistance Handbook
 3. FEDLOG Federal Logistic Data
 4. Maintenance Float Catalog
 5. MCBUL 3000 Marine Corps Automated Readiness Evaluation System (MARES) Equipment
 6. MCO 3000.11_ Ground Equipment Condition and Supply Materiel Readiness Reporting (MRR) Policy
 7. MCO 4400.16_ Uniform Material Movement and Issue Priority System (UMMIPS)
 8. MCO P4790.1_ Marine Corps Integrated Maintenance Management System (MIMMS) Introduction Manual
 9. MCO P4790.2_ MIMMS Field Procedures Manual
 10. MCO P5215.17_ The Marine Corps Technical Publications System
 11. N6283300014 Navy Electronics and Electricity Training Series (NEETS)
 12. SDS Safety Data Sheets
 13. SL 1-2/3 Index of Authorized Publications in Stock
 14. TM 4700-15/1_ Ground Equipment Record Procedures
 15. UM 4400-124 SASSY Using Unit Procedures
 16. UM 4790-5 MIMMS AIS, Field Maintenance Procedures
-

2800 T&R MANUAL

CHAPTER 16

MOS 2874 INDIVIDUAL EVENTS

	<u>PARAGRAPH</u>	<u>PAGE</u>
PURPOSE	16000	16-2
EVENT CODING.	16001	16-2
INDEX OF INDIVIDUAL EVENTS.	16002	16-2
2000-LEVEL EVENTS	16003	16-3

2800 T&R MANUAL

CHAPTER 16

MOS 2874 INDIVIDUAL EVENTS

16000. PURPOSE. This chapter details the individual events that pertain to Metrology Technicians. Each individual event provides an event title, along with the conditions events will be performed under, and the standard to which the event must be performed to be successful.

16001. EVENT CODING. Events in this T&R Manual are depicted with an up to 12-character, 3-field alphanumeric system, i.e. XXXX-XXXX-XXXX. This chapter utilizes the following methodology

a. Field one. This field represents the community. This chapter contains the following community codes:

<u>Code</u>	<u>Description</u>
2874	Metrology Technician

b. Field two. This field represents the functional/duty area. This chapter contains the following functional/duty areas:

<u>Code</u>	<u>Description</u>
MAIN	Maintenance
MGMT	Maintenance Management

c. Field three. This field provides the level at which the event is accomplished and numerical sequencing of events. This chapter contains the following event levels:

<u>Code</u>	<u>Description</u>
1000	Core Skills
2000	Core Plus Skills

16002. INDEX OF INDIVIDUAL EVENTS

EVENT CODE	EVENT	PAGE
2000-LEVEL		
2874-MAIN-2001	Perform inspection and classification on low density/high complexity TMDE	16-3
2874-MAIN-2002	Perform servicing, adjustment, and tuning on low density/high complexity TMDE	16-4
2874-MAIN-2003	Perform testing and calibration on low density/high complexity TMDE	16-5
2874-MAIN-2004	Perform repair on low density/high complexity TMDE	16-6
2874-MAIN-2005	Perform modification on low density/high complexity TMDE	16-7

2874-MAIN-2006	Perform recovery and evacuation on low density/high complexity TMDE	16-8
2874-MAIN-2007	Perform inspection and classification on laboratory standards	16-9
2874-MAIN-2008	Perform servicing, adjustment, and tuning on laboratory standards	16-11
2874-MAIN-2009	Perform testing and calibration on laboratory standards	16-12
2874-MAIN-2010	Perform repair on laboratory standards	16-12
2874-MAIN-2011	Perform modification on laboratory standards	16-14
2874-MGMT-2001	Manage calibration laboratory standards traceability	16-15
2874-MGMT-2002	Manage laboratory quality program	16-15

Also refer to Chapter 4 for 28XX individual training events and Chapter 15 for 2871 individual training events for which 2874 Metrology Technicians are responsible.

16003. 2000-LEVEL EVENTS

2874-MAIN-2001: Perform inspection and classification on low density/high complexity TMDE

EVALUATION-CODED: NO

SUSTAINMENT INTERVAL: 12 months

GRADES: SGT, SSGT, GYSGT

INITIAL TRAINING SETTING: MOJT

CONDITION: Given a mission requirement, equipment, and with the aid of references.

STANDARD: Determining maintenance requirements and satisfactory maintenance performance, and assigning item to a maintenance category, in accordance with applicable technical references.

PERFORMANCE STEPS:

1. Induct equipment into maintenance, if required.
2. Determine applicable technical references.
3. Test item against established standards.
4. Verify application of all required MIs and TIs.
5. Verify currency of firmware/software version, if applicable.
6. Determine extent of maintenance required.
7. Assign item to a maintenance category, if required.
8. Confirm satisfactory performance of maintenance, if required.
9. Return to maintenance, if required.
10. Document maintenance actions.
11. Return equipment to owner, if required.

REFERENCES:

1. Applicable technical references
2. DLA Customer Assistance Handbook

3. FEDLOG Federal Logistic Data
4. Maintenance Float Catalog
5. MCBUL 3000 Marine Corps Automated Readiness Evaluation System (MARES) Equipment
6. MCO 2410.2_ Electromagnetic Environmental Effects (E3) Control Program
7. MCO 3000.11_ Ground Equipment Condition and Supply Materiel Readiness Reporting (MRR) Policy
8. MCO 4400.16_ Uniform Material Movement and Issue Priority System (UMMIPS)
9. MCO P4790.1_ Marine Corps Integrated Maintenance Management System (MIMMS) Introduction Manual
10. MCO P4790.2_ MIMMS Field Procedures Manual
11. MCO P5215.17_ The Marine Corps Technical Publications System
12. N6283300014 Navy Electricity and Electronics Training Series (NEETS)
13. SDS Safety Data Sheets
14. SL 1-2/3 Index of Authorized Publications in Stock
15. TI 4400-15/1_ Packaging, Handling, Storage, and Transportation of Electrostatic Discharge Sensitive Items
16. TI 4733-OD/1_ Calibration Requirements Marine Corps Test, Measurement and Diagnostic Equipment Calibration and Maintenance Program
17. TM 4700-15/1_ Ground Equipment Record Procedures
18. TM 9406-15_ Grounding Procedures for Electromagnetic Interference Control and Safety
19. TM 9999-15/1_ Electro-Static Discharge (ESD) Awareness
20. TM 9999-15/2_ Electro-static Discharge (ESD) Management
21. UM 4400-124 SASSY Using Unit Procedures
22. UM 4790-5 MIMMS AIS, Field Maintenance Procedures

2874-MAIN-2002: Perform servicing, adjustment, and tuning on low density/high complexity TMDE

EVALUATION-CODED: NO

SUSTAINMENT INTERVAL: 12 months

GRADES: SGT, SSGT, GYSGT

INITIAL TRAINING SETTING: MOJT

CONDITION: Given a mission requirement, equipment, and with the aid of references.

STANDARD: Adjusting equipment to achieve precise functioning in accordance with applicable technical references.

PERFORMANCE STEPS:

1. Induct equipment into maintenance, if required.
2. Determine applicable technical references.
3. Conduct initial inspection.
4. Adjust equipment performance.
5. Verify equipment performance.
6. Document maintenance actions.
7. Return equipment to owner, if required.

REFERENCES:

1. Applicable technical references
2. DLA Customer Assistance Handbook
3. FEDLOG Federal Logistic Data
4. Maintenance Float Catalog
5. MCBUL 3000 Marine Corps Automated Readiness Evaluation System (MARES) Equipment
6. MCO 2410.2_ Electromagnetic Environmental Effects (E3) Control Program
7. MCO 3000.11_ Ground Equipment Condition and Supply Materiel Readiness Reporting (MRR) Policy
8. MCO 4400.16_ Uniform Material Movement and Issue Priority System (UMMIPS)
9. MCO P4790.1_ Marine Corps Integrated Maintenance Management System (MIMMS) Introduction Manual
10. MCO P4790.2_ MIMMS Field Procedures Manual
11. MCO P5215.17_ The Marine Corps Technical Publications System
12. N6283300014 Navy Electricity and Electronics Training Series (NEETS)
13. SDS Safety Data Sheets
14. SL 1-2/3 Index of Authorized Publications in Stock
15. TI 4400-15/1_ Packaging, Handling, Storage, and Transportation of Electrostatic Discharge Sensitive Items
16. TM 4700-15/1_ Ground Equipment Record Procedures
17. TM 9406-15_ Grounding Procedures for Electromagnetic Interference Control and Safety
18. TM 9999-15/1_ Electro-Static Discharge (ESD) Awareness
19. TM 9999-15/2_ Electro-static Discharge (ESD) Management
20. UM 4400-124 SASSY Using Unit Procedures
21. UM 4790-5 MIMMS AIS, Field Maintenance Procedures

2874-MAIN-2003: Perform testing and calibration on low density/high complexity TMDE

EVALUATION-CODED: NO

SUSTAINMENT INTERVAL: 12 months

GRADES: SGT, SSGT, GYSGT

INITIAL TRAINING SETTING: FORMAL

CONDITION: Given a mission requirement, equipment, and with the aid of references.

STANDARD: Detecting and reporting, or eliminating by adjustment, errors in tested equipment in accordance with applicable technical references.

PERFORMANCE STEPS:

1. Induct equipment into maintenance, if required.
2. Determine applicable equipment calibration procedures.
3. Conduct initial inspection.
4. Verify performance within accepted standards.
5. Submit to maintenance, if required.
6. Document maintenance actions.
7. Conduct final inspection.
8. Return equipment to owner, if required.

REFERENCES:

1. Applicable technical references
 2. DLA Customer Assistance Handbook
 3. FEDLOG Federal Logistic Data
 4. Maintenance Float Catalog
 5. MCBUL 3000 Marine Corps Automated Readiness Evaluation System (MARES) Equipment
 6. MCO 3000.11_ Ground Equipment Condition and Supply Materiel Readiness Reporting (MRR) Policy
 7. MCO 4400.16_ Uniform Material Movement and Issue Priority System (UMMIPS)
 8. MCO P4790.1_ Marine Corps Integrated Maintenance Management System (MIMMS) Introduction Manual
 9. MCO P4790.2_ MIMMS Field Procedures Manual
 10. MCO P5215.17_ The Marine Corps Technical Publications System
 11. N6283300014 Navy Electronics and Electricity Training Series (NEETS)
 12. SDS Safety Data Sheets
 13. SL 1-2/3 Index of Authorized Publications in Stock
 14. TM 4700-15/1_ Ground Equipment Record Procedures
 15. UM 4400-124 SASSY Using Unit Procedures
 16. UM 4790-5 MIMMS AIS, Field Maintenance Procedures
-

2874-MAIN-2004: Perform repair on low density/high complexity TMDE

EVALUATION-CODED: NO

SUSTAINMENT INTERVAL: 12 months

GRADES: SGT, SSGT, GYSGT

INITIAL TRAINING SETTING: FORMAL

CONDITION: Given a mission requirement, equipment, and with the aid of references.

STANDARD: Returning equipment to serviceable condition in accordance with applicable technical references.

PERFORMANCE STEPS:

1. Induct equipment into maintenance, if required.
2. Determine applicable technical references.
3. Conduct initial inspection.
4. Research applicable technical information.
5. Diagnose fault.
6. Troubleshoot.
7. Isolate fault.
8. Determine maintenance actions required.
9. Requisition parts, if required.
10. Perform required maintenance actions.
11. Align, as required.
12. Apply MIs/TIs, as required.
13. Apply firmware/software upgrades, as required.
14. Document maintenance actions.
15. Conduct final inspection.
16. Return equipment to owner, if required.

REFERENCES:

1. Applicable technical references
2. DLA Customer Assistance Handbook
3. DOD-HDBK-263B Electrostatic Discharge Control Handbook for Protection of Electrical and Electronic Parts, Assemblies and Equipment
4. DOD-STD-1686 Electrostatic Discharge Control
5. FEDLOG Federal Logistic Data
6. FMFRP 4-14 Field Grounding Procedures for Computers and Generators
7. Maintenance Float Catalog
8. MCBUL 3000 Marine Corps Automated Readiness Evaluation System (MARES) Equipment
9. MCO 2410.2_ Electromagnetic Environmental Effects (E3) Control Program
10. MCO 3000.11_ Ground Equipment Condition and Supply Materiel Readiness Reporting (MRR) Policy
11. MCO 4400.16_ Uniform Material Movement and Issue Priority System (UMMIPS)
12. MCO P4790.1_ Marine Corps Integrated Maintenance Management System (MIMMS) Introduction Manual
13. MCO P4790.2_ MIMMS Field Procedures Manual
14. MCO P5090.2_ Environmental Compliance and Protection Manual
15. MCO P5215.17_ The Marine Corps Technical Publications System
16. MIL-STD-1686B Electro-Static Discharge Control Program for Protection of Electrical and Electronic Parts
17. MIL-STD-188-124A Military Standard for Grounding
18. N6283300014 Navy Electricity and Electronics Training Series (NEETS)
19. SDS Safety Data Sheets
20. SL 1-2/3 Index of Authorized Publications in Stock
21. TI 4400-15/1_ Packaging, Handling, Storage, and Transportation of Electrostatic Discharge Sensitive Items
22. TI 4733-OD/1_ Calibration Requirements Marine Corps Test, Measurement and Diagnostic Equipment Calibration and Maintenance Program
23. TM 4700-15/1_ Ground Equipment Record Procedures
24. TM 5895-45/1_ Standard Maintenance Practices Miniature/Microminiature (2M) Electronic Assembly Repair Organizational/Intermediate/Depot Level
25. TM 9406-15_ Grounding Procedures for Electromagnetic Interference Control and Safety
26. TM 9999-15/1_ Electro-Static Discharge (ESD) Awareness
27. TM 9999-15/2_ Electro-static Discharge (ESD) Management
28. UM 4400-124 SASSY Using Unit Procedures
29. UM 4790-5 MIMMS AIS, Field Maintenance Procedures

2874-MAIN-2005: Perform modification on low density/high complexity TMDE

EVALUATION-CODED: NO

SUSTAINMENT INTERVAL: 12 months

GRADES: SGT, SSGT, GYSGT

INITIAL TRAINING SETTING: MOJT

CONDITION: Given a mission requirement, equipment, and with the aid of references.

STANDARD: Improving equipment functioning, maintainability, reliability, or safety characteristics in accordance with applicable technical references.

PERFORMANCE STEPS:

1. Induct equipment into maintenance, if required.
2. Determine applicable technical references.
3. Conduct initial inspection.
4. Requisition parts, as required.
5. Apply modification (MI/TI/software/firmware upgrade).
6. Document modification.
7. Conduct final inspection.
8. Return equipment to owner, if required.

REFERENCES:

1. Applicable technical references
2. DLA Customer Assistance Handbook
3. DOD-HDBK-263B Electrostatic Discharge Control Handbook for Protection of Electrical and Electronic Parts, Assemblies and Equipment
4. DOD-STD-1686 Electrostatic Discharge Control
5. FEDLOG Federal Logistic Data
6. FMFRP 4-14 Field Grounding Procedures for Computers and Generators
7. Maintenance Float Catalog
8. MCBUL 3000 Marine Corps Automated Readiness Evaluation System (MARES) Equipment
9. MCO 2410.2_ Electromagnetic Environmental Effects (E3) Control Program
10. MCO 3000.11_ Ground Equipment Condition and Supply Materiel Readiness Reporting (MRR) Policy
11. MCO 4400.16_ Uniform Material Movement and Issue Priority System (UMMIPS)
12. MCO P4790.1_ Marine Corps Integrated Maintenance Management System (MIMMS) Introduction Manual
13. MCO P4790.2_ MIMMS Field Procedures Manual
14. MCO P5090.2_ Environmental Compliance and Protection Manual
15. MCO P5215.17_ The Marine Corps Technical Publications System
16. MIL-STD-1686B Electro-Static Discharge Control Program for Protection of Electrical and Electronic Parts
17. MIL-STD-188-124A Military Standard for Grounding
18. N6283300014 Navy Electricity and Electronics Training Series (NEETS)
19. SDS Safety Data Sheets
20. SL 1-2/3 Index of Authorized Publications in Stock
21. TI 4400-15/1_ Packaging, Handling, Storage, and Transportation of Electrostatic Discharge Sensitive Items
22. TM 4700-15/1_ Ground Equipment Record Procedures
23. TM 5895-45/1_ Standard Maintenance Practices Miniature/Microminiature (2M) Electronic Assembly Repair Organizational/Intermediate/Depot Level
24. TM 9406-15_ Grounding Procedures for Electromagnetic Interference Control and Safety
25. TM 9999-15/1_ Electro-Static Discharge (ESD) Awareness
26. TM 9999-15/2_ Electro-static Discharge (ESD) Management
27. UM 4400-124 SASSY Using Unit Procedures
28. UM 4790-5 MIMMS AIS, Field Maintenance Procedures

2874-MAIN-2006: Perform recovery and evacuation on low density/high

complexity TMDE

EVALUATION-CODED: NO

SUSTAINMENT INTERVAL: 12 months

GRADES: SGT, SSGT, GYSGT

INITIAL TRAINING SETTING: MOJT

CONDITION: Given a mission, personnel, and equipment.

STANDARD: Retrieving or freeing immobile, inoperative, or abandoned materiel and/or moving materiel from one maintenance activity to another for repair or disposal in accordance with applicable technical references.

PERFORMANCE STEPS:

1. Induct equipment into maintenance, if required.
2. Determine applicable technical references.
3. Inspect equipment.
4. Return to service, if applicable.
5. Conduct disposition of unserviceable equipment, if applicable.
6. Evacuate materiel to higher maintenance activity, as required.
7. Document maintenance actions.
8. Return equipment to owner, if required.

REFERENCES:

1. Applicable technical references
2. DLA Customer Assistance Handbook
3. FEDLOG Federal Logistic Data
4. Maintenance Float Catalog
5. MCBUL 3000 Marine Corps Automated Readiness Evaluation System (MARES) Equipment
6. MCO 3000.11_ Ground Equipment Condition and Supply Materiel Readiness Reporting (MRR) Policy
7. MCO 4400.16_ Uniform Material Movement and Issue Priority System (UMMIPS)
8. MCO P4790.1_ Marine Corps Integrated Maintenance Management System (MIMMS) Introduction Manual
9. MCO P4790.2_ MIMMS Field Procedures Manual
10. MCO P5215.17_ The Marine Corps Technical Publications System
11. N6283300014 Navy Electronics and Electricity Training Series (NEETS)
12. SDS Safety Data Sheets
13. SL 1-2/3 Index of Authorized Publications in Stock
14. TI 4733-OD/1_ Calibration Requirements Marine Corps Test, Measurement and Diagnostic Equipment Calibration and Maintenance Program
15. TM 4700-15/1_ Ground Equipment Record Procedures
16. UM 4400-124 SASSY Using Unit Procedures
17. UM 4790-5 MIMMS AIS, Field Maintenance Procedures

2874-MAIN-2007: Perform inspection and classification on laboratory standards

EVALUATION-CODED: NO

SUSTAINMENT INTERVAL: 12 months

GRADES: SGT, SSGT, GYSGT, MSGT

INITIAL TRAINING SETTING: MOJT

CONDITION: Given a mission requirement, equipment, and with the aid of references.

STANDARD: Determining maintenance requirements and satisfactory maintenance performance, and assigning item to a maintenance category, in accordance with applicable technical references.

PERFORMANCE STEPS:

1. Induct equipment into maintenance, if required.
2. Determine applicable technical references.
3. Test item against established standards.
4. Verify application of all required MIs and TIs.
5. Verify currency of firmware/software version, if applicable.
6. Determine extent of maintenance required.
7. Assign item to a maintenance category, if required.
8. Confirm satisfactory performance of maintenance, if required.
9. Return to maintenance, if required.
10. Document maintenance actions.
11. Return equipment to owner, if required.

REFERENCES:

1. Applicable technical references
 2. DLA Customer Assistance Handbook
 3. FEDLOG Federal Logistic Data
 4. Maintenance Float Catalog
 5. MCBUL 3000 Marine Corps Automated Readiness Evaluation System (MARES) Equipment
 6. MCO 2410.2_ Electromagnetic Environmental Effects (E3) Control Program
 7. MCO 3000.11_ Ground Equipment Condition and Supply Materiel Readiness Reporting (MRR) Policy
 8. MCO 4400.16_ Uniform Material Movement and Issue Priority System (UMMIPS)
 9. MCO P4790.1_ Marine Corps Integrated Maintenance Management System (MIMMS) Introduction Manual
 10. MCO P4790.2_ MIMMS Field Procedures Manual
 11. MCO P5215.17_ The Marine Corps Technical Publications System
 12. N6283300014 Navy Electricity and Electronics Training Series (NEETS)
 13. SDS Safety Data Sheets
 14. SL 1-2/3 Index of Authorized Publications in Stock
 15. TI 4400-15/1_ Packaging, Handling, Storage, and Transportation of Electrostatic Discharge Sensitive Items
 16. TI 4733-OD/1_ Calibration Requirements Marine Corps Test, Measurement and Diagnostic Equipment Calibration and Maintenance Program
 17. TM 4700-15/1_ Ground Equipment Record Procedures
 18. TM 9406-15_ Grounding Procedures for Electromagnetic Interference Control and Safety
 19. TM 9999-15/1_ Electro-Static Discharge (ESD) Awareness
 20. TM 9999-15/2_ Electro-static Discharge (ESD) Management
 21. UM 4400-124 SASSY Using Unit Procedures
 22. UM 4790-5 MIMMS AIS, Field Maintenance Procedures
-

2874-MAIN-2008: Perform servicing, adjustment, and tuning on laboratory standards

EVALUATION-CODED: NO

SUSTAINMENT INTERVAL: 12 months

GRADES: SGT, SSGT, GYSGT, MSGT

INITIAL TRAINING SETTING: MOJT

CONDITION: Given a mission requirement, equipment, and with the aid of references.

STANDARD: Adjusting equipment to achieve precise functioning in accordance with applicable technical references.

PERFORMANCE STEPS:

1. Induct equipment into maintenance, if required.
2. Determine applicable technical references.
3. Conduct initial inspection.
4. Adjust equipment performance.
5. Verify equipment performance.
6. Document maintenance actions.
7. Return equipment to owner, if required.

REFERENCES:

1. Applicable technical references
 2. DLA Customer Assistance Handbook
 3. FEDLOG Federal Logistic Data
 4. Maintenance Float Catalog
 5. MCBUL 3000 Marine Corps Automated Readiness Evaluation System (MARES) Equipment
 6. MCO 2410.2_ Electromagnetic Environmental Effects (E3) Control Program
 7. MCO 3000.11_ Ground Equipment Condition and Supply Materiel Readiness Reporting (MRR) Policy
 8. MCO 4400.16_ Uniform Material Movement and Issue Priority System (UMMIPS)
 9. MCO P4790.1_ Marine Corps Integrated Maintenance Management System (MIMMS) Introduction Manual
 10. MCO P4790.2_ MIMMS Field Procedures Manual
 11. MCO P5215.17_ The Marine Corps Technical Publications System
 12. N6283300014 Navy Electricity and Electronics Training Series (NEETS)
 13. SDS Safety Data Sheets
 14. SL 1-2/3 Index of Authorized Publications in Stock
 15. TI 4400-15/1_ Packaging, Handling, Storage, and Transportation of Electrostatic Discharge Sensitive Items
 16. TM 4700-15/1_ Ground Equipment Record Procedures
 17. TM 9406-15_ Grounding Procedures for Electromagnetic Interference Control and Safety
 18. TM 9999-15/1_ Electro-Static Discharge (ESD) Awareness
 19. TM 9999-15/2_ Electro-static Discharge (ESD) Management
 20. UM 4400-124 SASSY Using Unit Procedures
 21. UM 4790-5 MIMMS AIS, Field Maintenance Procedures
-

2874-MAIN-2009: Perform testing and calibration on laboratory standards

EVALUATION-CODED: NO

SUSTAINMENT INTERVAL: 12 months

GRADES: PVT, PFC, LCPL, CPL, SGT, SSGT, GYSGT

INITIAL TRAINING SETTING: FORMAL

CONDITION: Given a mission requirement, equipment, and with the aid of references.

STANDARD: Detecting and reporting, or eliminating by adjustment, errors in tested equipment in accordance with applicable technical references.

PERFORMANCE STEPS:

1. Induct equipment into maintenance, if required.
2. Determine applicable equipment calibration procedures.
3. Conduct initial inspection.
4. Verify performance within accepted standards.
5. Submit to maintenance, if required.
6. Document maintenance actions.
7. Conduct final inspection.
8. Return equipment to owner, if required.

REFERENCES:

1. Applicable technical references
 2. MCO P4790.1_ Marine Corps Integrated Maintenance Management System (MIMMS) Introduction Manual
 3. MCO P4790.2_ MIMMS Field Procedures Manual
 4. N6283300014 Navy Electronics and Electricity Training Series (NEETS)
 5. SDS Safety Data Sheets
 6. SL 1-2/3 Index of Authorized Publications in Stock
 7. TI 4733-OD/1_ Calibration Requirements Marine Corps Test, Measurement and Diagnostic Equipment Calibration and Maintenance Program
 8. TM 4700-15/1_ Ground Equipment Record Procedures
-

2874-MAIN-2010: Perform repair on laboratory standards

EVALUATION-CODED: NO

SUSTAINMENT INTERVAL: 12 months

GRADES: SGT, SSGT, GYSGT, MSGT

INITIAL TRAINING SETTING: FORMAL

CONDITION: Given a mission requirement, equipment, and with the aid of references.

STANDARD: Returning equipment to serviceable condition in accordance with applicable technical references.

PERFORMANCE STEPS:

1. Induct equipment into maintenance, if required.

2. Determine applicable technical references.
3. Conduct initial inspection.
4. Research applicable technical information.
5. Diagnose fault.
6. Troubleshoot.
7. Isolate fault.
8. Determine maintenance actions required.
9. Requisition parts, if required.
10. Perform required maintenance actions.
11. Align, as required.
12. Apply MIs/TIs, as required.
13. Apply firmware/software upgrades, as required.
14. Document maintenance actions.
15. Conduct final inspection.
16. Return equipment to owner, if required.

REFERENCES:

1. Applicable technical references
2. DLA Customer Assistance Handbook
3. DOD-HDBK-263B Electrostatic Discharge Control Handbook for Protection of Electrical and Electronic Parts, Assemblies and Equipment
4. DOD-STD-1686 Electrostatic Discharge Control
5. FEDLOG Federal Logistic Data
6. FMFRP 4-14 Field Grounding Procedures for Computers and Generators
7. Maintenance Float Catalog
8. MCBUL 3000 Marine Corps Automated Readiness Evaluation System (MARES) Equipment
9. MCO 2410.2_ Electromagnetic Environmental Effects (E3) Control Program
10. MCO 3000.11_ Ground Equipment Condition and Supply Materiel Readiness Reporting (MRR) Policy
11. MCO 4400.16_ Uniform Material Movement and Issue Priority System (UMMIPS)
12. MCO P4790.1_ Marine Corps Integrated Maintenance Management System (MIMMS) Introduction Manual
13. MCO P4790.2_ MIMMS Field Procedures Manual
14. MCO P5090.2_ Environmental Compliance and Protection Manual
15. MCO P5215.17_ The Marine Corps Technical Publications System
16. MIL-STD-1686B Electro-Static Discharge Control Program for Protection of Electrical and Electronic Parts
17. MIL-STD-188-124A Military Standard for Grounding
18. N6283300014 Navy Electricity and Electronics Training Series (NEETS)
19. SDS Safety Data Sheets
20. SL 1-2/3 Index of Authorized Publications in Stock
21. TI 4400-15/1_ Packaging, Handling, Storage, and Transportation of Electrostatic Discharge Sensitive Items
22. TI 4733-OD/1_ Calibration Requirements Marine Corps Test, Measurement and Diagnostic Equipment Calibration and Maintenance Program
23. TM 4700-15/1_ Ground Equipment Record Procedures
24. TM 5895-45/1_ Standard Maintenance Practices Miniature/Microminiature (2M) Electronic Assembly Repair Organizational/Intermediate/Depot Level
25. TM 9406-15_ Grounding Procedures for Electromagnetic Interference Control and Safety
26. TM 9999-15/1_ Electro-Static Discharge (ESD) Awareness
27. TM 9999-15/2_ Electro-static Discharge (ESD) Management
28. UM 4400-124 SASSY Using Unit Procedures

29. UM 4790-5 MIMMS AIS, Field Maintenance Procedures

2874-MAIN-2011: Perform modification on laboratory standards

EVALUATION-CODED: NO

SUSTAINMENT INTERVAL: 12 months

GRADES: SGT, SSGT, GYSGT, MSGT

INITIAL TRAINING SETTING: MOJT

CONDITION: Given a mission requirement, equipment, and with the aid of references.

STANDARD: Improving equipment functioning, maintainability, reliability, or safety characteristics in accordance with applicable technical references.

PERFORMANCE STEPS:

1. Induct equipment into maintenance, if required.
2. Determine applicable technical references.
3. Conduct initial inspection.
4. Requisition parts, as required.
5. Apply modification (MI/TI/software/firmware upgrade).
6. Document modification.
7. Conduct final inspection.
8. Return equipment to owner, if required.

REFERENCES:

1. Applicable technical references
2. DLA Customer Assistance Handbook
3. DOD-HDBK-263B Electrostatic Discharge Control Handbook for Protection of Electrical and Electronic Parts, Assemblies and Equipment
4. DOD-STD-1686 Electrostatic Discharge Control
5. FEDLOG Federal Logistic Data
6. FMFRP 4-14 Field Grounding Procedures for Computers and Generators
7. Maintenance Float Catalog
8. MCBUL 3000 Marine Corps Automated Readiness Evaluation System (MARES) Equipment
9. MCO 2410.2_ Electromagnetic Environmental Effects (E3) Control Program
10. MCO 3000.11_ Ground Equipment Condition and Supply Materiel Readiness Reporting (MRR) Policy
11. MCO 4400.16_ Uniform Material Movement and Issue Priority System (UMMIPS)
12. MCO P4790.1_ Marine Corps Integrated Maintenance Management System (MIMMS) Introduction Manual
13. MCO P4790.2_ MIMMS Field Procedures Manual
14. MCO P5090.2_ Environmental Compliance and Protection Manual
15. MCO P5215.17_ The Marine Corps Technical Publications System
16. MIL-STD-1686B Electro-Static Discharge Control Program for Protection of Electrical and Electronic Parts
17. MIL-STD-188-124A Military Standard for Grounding
18. N6283300014 Navy Electricity and Electronics Training Series (NEETS)
19. SDS Safety Data Sheets
20. SL 1-2/3 Index of Authorized Publications in Stock

21. TI 4400-15/1_ Packaging, Handling, Storage, and Transportation of Electrostatic Discharge Sensitive Items
 22. TM 4700-15/1_ Ground Equipment Record Procedures
 23. TM 5895-45/1_ Standard Maintenance Practices Miniature/Microminiature (2M) Electronic Assembly Repair Organizational/Intermediate/Depot Level
 24. TM 9406-15_ Grounding Procedures for Electromagnetic Interference Control and Safety
 25. TM 9999-15/1_ Electro-Static Discharge (ESD) Awareness
 26. TM 9999-15/2_ Electro-static Discharge (ESD) Management
 27. UM 4400-124 SASSY Using Unit Procedures
 28. UM 4790-5 MIMMS AIS, Field Maintenance Procedures
-

2874-MGMT-2001: Manage calibration laboratory standards traceability

EVALUATION-CODED: NO

SUSTAINMENT INTERVAL: 12 months

GRADES: SGT, SSGT, GYSGT, MSGT

INITIAL TRAINING SETTING: FORMAL

CONDITION: With the aid of references, equipment, materials, and tools.

STANDARD: Ensuring the recall or removal from service of any standard or equipment in accordance with TI 4733-35/24_ United States Marine Corps Metrology Calibration Quality Assurance Program.

PERFORMANCE STEPS:

1. Coordinate receipt of standards.
2. Schedule laboratory standards for calibration.
3. Schedule personnel to perform maintenance action.
4. Coordinate shipment of standards.
5. Maintain laboratory standards.

REFERENCES:

1. MCO 4733.1_ Marine Corps Test, Measurement, and Diagnostic Equipment (TMDE) Calibration and Maintenance Program (CAMP)
 2. MCO P4790.2_ MIMMS Field Procedures Manual
 3. SDS Safety Data Sheets
 4. TI 4733-35/24_ United States Marine Corps Metrology Calibration Quality Assurance Program
 5. TI-4733-35/23_ Navy and Marine Corps Calibration Laboratory Audit/Certification Manual
 6. TM 10510-OD/1_ General Purpose Test Measurement and Diagnostic Equipment (TMDE) Listing (Including Ancillary Support Items & Tool Kits)
 7. TM 4700-15/1_ Ground Equipment Record Procedures
-

2874-MGMT-2002: Manage laboratory quality program

EVALUATION-CODED: NO

SUSTAINMENT INTERVAL: 12 months

GRADES: SGT, SSGT, GYSGT

INITIAL TRAINING SETTING: FORMAL

CONDITION: With the aid of references, equipment, a mission, and personnel.

STANDARD: Ensuring calibration laboratory compliance with TI 4733-35/24_
United States Marine Corps Metrology Calibration Quality Assurance Program.

PERFORMANCE STEPS:

1. Prepare for evaluations.
2. Perform evaluation.
3. Correct deficiencies.
4. Maintain laboratory documents.
5. Maintain laboratory records.

REFERENCES:

1. NAVAIR 17-35FR-06 Facility Requirements
2. TI 4733-35/24_ United States Marine Corps Metrology Calibration Quality Assurance Program
3. TI-4733-35/23_ Navy and Marine Corps Calibration Laboratory Audit/Certification Manual

SUPPORT REQUIREMENTS:

EQUIPMENT: Support Equipment: Calibration facility

2800 T&R MANUAL

CHAPTER 17

MOS 2887 INDIVIDUAL EVENTS

	<u>PARAGRAPH</u>	<u>PAGE</u>
PURPOSE	17000	17-2
EVENT CODING.	17001	17-2
INDEX OF INDIVIDUAL EVENTS.	17002	17-2
1000-LEVEL EVENTS	17003	17-3
2000-LEVEL EVENTS	17004	17-4

2800 T&R MANUAL

CHAPTER 17

MOS 2887 INDIVIDUAL EVENTS

17000. PURPOSE. This chapter details the individual events that pertain to Artillery Electronics Technicians. Each individual event provides an event title, along with the conditions events will be performed under, and the standard to which the event must be performed to be successful.

17001. EVENT CODING. Events in this T&R Manual are depicted with an up to 12-character, 3-field alphanumeric system, i.e. XXXX-XXXX-XXXX. This chapter utilizes the following methodology

a. Field one. This field represents the community. This chapter contains the following community codes:

<u>Code</u>	<u>Description</u>
2887	Artillery Electronics Technician

b. Field two. This field represents the functional/duty area. This chapter contains the following functional/duty areas:

<u>Code</u>	<u>Description</u>
MAIN	Maintenance
OPS	Operations

c. Field three. This field provides the level at which the event is accomplished and numerical sequencing of events. This chapter contains the following event levels:

<u>Code</u>	<u>Description</u>
1000	Core Skills
2000	Core Plus Skills

17002. INDEX OF INDIVIDUAL EVENTS

EVENT CODE	EVENT	PAGE
1000-LEVEL		
2887-MAIN-1001	Perform repair on artillery electronics equipment	17-3
2000-LEVEL		
2887-MAIN-2001	Perform inspection and classification on artillery electronics equipment	17-4
2887-MAIN-2002	Perform servicing, adjustment, and tuning on artillery electronics equipment	17-5
2887-MAIN-2003	Perform modification on artillery electronics equipment	17-6

2887-MAIN-2004	Perform rebuilding and overhauling on artillery electronics equipment	17-7
2887-MAIN-2005	Perform recovery and evacuation on artillery electronics equipment	17-9
2887-OPS-2001	Provide technical assistance during the IOM of artillery electronics equipment	17-10

Also refer to Chapter 4 for 28XX individual training events for which 2887 Artillery Electronics Technicians are responsible.

17003. 1000-LEVEL EVENTS

2887-MAIN-1001: Perform repair on artillery electronics equipment

EVALUATION-CODED: NO

SUSTAINMENT INTERVAL: 12 months

GRADES: PVT, PFC, LCPL, CPL, SGT, SSGT, GYSGT

INITIAL TRAINING SETTING: FORMAL

CONDITION: Given a mission requirement, equipment, and with the aid of references.

STANDARD: Returning equipment to serviceable condition in accordance with applicable technical references.

PERFORMANCE STEPS:

1. Induct equipment into maintenance, if required.
2. Determine applicable technical references.
3. Conduct initial inspection.
4. Research applicable technical information.
5. Diagnose fault.
6. Troubleshoot.
7. Isolate fault.
8. Determine maintenance actions required.
9. Requisition parts, if required.
10. Perform required maintenance actions.
11. Align, as required.
12. Apply MIs/TIs, as required.
13. Apply firmware/software upgrades, as required.
14. Document maintenance actions.
15. Conduct final inspection.
16. Return equipment to owner, if required.

REFERENCES:

1. Applicable technical references
2. DLA Customer Assistance Handbook
3. DOD-HDBK-263B Electrostatic Discharge Control Handbook for Protection of Electrical and Electronic Parts, Assemblies and Equipment
4. DOD-STD-1686 Electrostatic Discharge Control
5. FEDLOG Federal Logistic Data
6. FMFRP 4-14 Field Grounding Procedures for Computers and Generators

7. Maintenance Float Catalog
 8. MCBUL 3000 Marine Corps Automated Readiness Evaluation System (MARES) Equipment
 9. MCO 2410.2_ Electromagnetic Environmental Effects (E3) Control Program
 10. MCO 3000.11_ Ground Equipment Condition and Supply Materiel Readiness Reporting (MRR) Policy
 11. MCO 4400.16_ Uniform Material Movement and Issue Priority System (UMMIPS)
 12. MCO P4790.1_ Marine Corps Integrated Maintenance Management System (MIMMS) Introduction Manual
 13. MCO P4790.2_ MIMMS Field Procedures Manual
 14. MCO P5090.2_ Environmental Compliance and Protection Manual
 15. MCO P5215.17_ The Marine Corps Technical Publications System
 16. MIL-STD-1686B Electro-Static Discharge Control Program for Protection of Electrical and Electronic Parts
 17. MIL-STD-188-124A Military Standard for Grounding
 18. N6283300014 Navy Electricity and Electronics Training Series (NEETS)
 19. SDS Safety Data Sheets
 20. TI 4400-15/1_ Packaging, Handling, Storage, and Transportation of Electrostatic Discharge Sensitive Items
 21. TM 4700-15/1_ Ground Equipment Record Procedures
 22. TM 5895-45/1_ Standard Maintenance Practices Miniature/Microminiature (2M) Electronic Assembly Repair Organizational/Intermediate/Depot Level
 23. TM 9406-15_ Grounding Procedures for Electromagnetic Interference Control and Safety
 24. TM 9999-15/1_ Electro-Static Discharge (ESD) Awareness
 25. TM 9999-15/2_ Electro-static Discharge (ESD) Management
 26. UM 4400-124 SASSY Using Unit Procedures
 27. UM 4790-5 MIMMS AIS, Field Maintenance Procedures
-

17004. 2000-LEVEL EVENTS

2887-MAIN-2001: Perform inspection and classification on artillery electronics equipment

EVALUATION-CODED: NO

SUSTAINMENT INTERVAL: 12 months

GRADES: PVT, PFC, LCPL, CPL, SGT, SSGT, GYSGT

INITIAL TRAINING SETTING: MOJT

CONDITION: Given a mission requirement, equipment, and with the aid of references.

STANDARD: Determining maintenance requirements and satisfactory maintenance performance, and assigning item to a maintenance category, in accordance with applicable technical references.

PERFORMANCE STEPS:

1. Induct equipment into maintenance, if required.
2. Determine applicable technical references.
3. Test item against established standards.

4. Verify application of all required MIs and TIs.
5. Verify currency of firmware/software version, if applicable.
6. Determine extent of maintenance required.
7. Assign item to a maintenance category, if required.
8. Confirm satisfactory performance of maintenance, if required.
9. Return to maintenance, if required.
10. Document maintenance actions.
11. Return equipment to owner, if required.

REFERENCES:

1. Applicable technical references
2. DLA Customer Assistance Handbook
3. FEDLOG Federal Logistic Data
4. Maintenance Float Catalog
5. MCBUL 3000 Marine Corps Automated Readiness Evaluation System (MARES) Equipment
6. MCO 2410.2_ Electromagnetic Environmental Effects (E3) Control Program
7. MCO 3000.11_ Ground Equipment Condition and Supply Materiel Readiness Reporting (MRR) Policy
8. MCO 4400.16_ Uniform Material Movement and Issue Priority System (UMMIPS)
9. MCO P4790.1_ Marine Corps Integrated Maintenance Management System (MIMMS) Introduction Manual
10. MCO P4790.2_ MIMMS Field Procedures Manual
11. MCO P5215.17_ The Marine Corps Technical Publications System
12. N6283300014 Navy Electricity and Electronics Training Series (NEETS)
13. SDS Safety Data Sheets
14. TI 4400-15/1_ Packaging, Handling, Storage, and Transportation of Electrostatic Discharge Sensitive Items
15. TM 4700-15/1_ Ground Equipment Record Procedures
16. TM 9406-15_ Grounding Procedures for Electromagnetic Interference Control and Safety
17. TM 9999-15/1_ Electro-Static Discharge (ESD) Awareness
18. TM 9999-15/2_ Electro-static Discharge (ESD) Management
19. UM 4400-124 SASSY Using Unit Procedures
20. UM 4790-5 MIMMS AIS, Field Maintenance Procedures

2887-MAIN-2002: Perform servicing, adjustment, and tuning on artillery electronics equipment

EVALUATION-CODED: NO

SUSTAINMENT INTERVAL: 12 months

GRADES: PVT, PFC, LCPL, CPL, SGT, SSGT, GYSGT

INITIAL TRAINING SETTING: MOJT

CONDITION: Given a mission requirement, equipment, and with the aid of references.

STANDARD: Adjusting equipment to achieve precise functioning in accordance with applicable technical references.

PERFORMANCE STEPS:

1. Induct equipment into maintenance, if required.
2. Determine applicable technical references.
3. Conduct initial inspection.
4. Adjust equipment performance.
5. Verify equipment performance.
6. Document maintenance actions.
7. Return equipment to owner, if required.

REFERENCES:

1. Applicable technical references
2. DLA Customer Assistance Handbook
3. FEDLOG Federal Logistic Data
4. Maintenance Float Catalog
5. MCBUL 3000 Marine Corps Automated Readiness Evaluation System (MARES) Equipment
6. MCO 2410.2_ Electromagnetic Environmental Effects (E3) Control Program
7. MCO 3000.11_ Ground Equipment Condition and Supply Materiel Readiness Reporting (MRR) Policy
8. MCO 4400.16_ Uniform Material Movement and Issue Priority System (UMMIPS)
9. MCO P4790.1_ Marine Corps Integrated Maintenance Management System (MIMMS) Introduction Manual
10. MCO P4790.2_ MIMMS Field Procedures Manual
11. MCO P5215.17_ The Marine Corps Technical Publications System
12. N6283300014 Navy Electricity and Electronics Training Series (NEETS)
13. SDS Safety Data Sheets
14. SL 1-2/3 Index of Authorized Publications in Stock
15. TI 4400-15/1_ Packaging, Handling, Storage, and Transportation of Electrostatic Discharge Sensitive Items
16. TM 4700-15/1_ Ground Equipment Record Procedures
17. TM 9406-15_ Grounding Procedures for Electromagnetic Interference Control and Safety
18. TM 9999-15/1_ Electro-Static Discharge (ESD) Awareness
19. TM 9999-15/2_ Electro-static Discharge (ESD) Management
20. UM 4400-124 SASSY Using Unit Procedures
21. UM 4790-5 MIMMS AIS, Field Maintenance Procedures

2887-MAIN-2003: Perform modification on artillery electronics equipment

EVALUATION-CODED: NO

SUSTAINMENT INTERVAL: 12 months

GRADES: PVT, PFC, LCPL, CPL, SGT, SSGT, GYSGT

INITIAL TRAINING SETTING: MOJT

CONDITION: Given a mission requirement, equipment, and with the aid of references.

STANDARD: Improving equipment functioning, maintainability, reliability, or safety characteristics in accordance with applicable technical references.

PERFORMANCE STEPS:

1. Induct equipment into maintenance, if required.

2. Determine applicable technical references.
3. Conduct initial inspection.
4. Requisition parts, as required.
5. Apply modification (MI/TI/software/firmware upgrade).
6. Document modification.
7. Conduct final inspection.
8. Return equipment to owner, if required.

REFERENCES:

1. Applicable technical references
2. DLA Customer Assistance Handbook
3. DOD-HDBK-263B Electrostatic Discharge Control Handbook for Protection of Electrical and Electronic Parts, Assemblies and Equipment
4. DOD-STD-1686 Electrostatic Discharge Control
5. FEDLOG Federal Logistic Data
6. FMFRP 4-14 Field Grounding Procedures for Computers and Generators
7. Maintenance Float Catalog
8. MCBUL 3000 Marine Corps Automated Readiness Evaluation System (MARES) Equipment
9. MCO 2410.2_ Electromagnetic Environmental Effects (E3) Control Program
10. MCO 3000.11_ Ground Equipment Condition and Supply Materiel Readiness Reporting (MRR) Policy
11. MCO 4400.16_ Uniform Material Movement and Issue Priority System (UMMIPS)
12. MCO P4790.1_ Marine Corps Integrated Maintenance Management System (MIMMS) Introduction Manual
13. MCO P4790.2_ MIMMS Field Procedures Manual
14. MCO P5090.2_ Environmental Compliance and Protection Manual
15. MCO P5215.17_ The Marine Corps Technical Publications System
16. MIL-STD-1686B Electro-Static Discharge Control Program for Protection of Electrical and Electronic Parts
17. MIL-STD-188-124A Military Standard for Grounding
18. N6283300014 Navy Electricity and Electronics Training Series (NEETS)
19. SDS Safety Data Sheets
20. SL 1-2/3 Index of Authorized Publications in Stock
21. TI 4400-15/1_ Packaging, Handling, Storage, and Transportation of Electrostatic Discharge Sensitive Items
22. TM 4700-15/1_ Ground Equipment Record Procedures
23. TM 5895-45/1_ Standard Maintenance Practices Miniature/Microminiature (2M) Electronic Assembly Repair Organizational/Intermediate/Depot Level
24. TM 9406-15_ Grounding Procedures for Electromagnetic Interference Control and Safety
25. TM 9999-15/1_ Electro-Static Discharge (ESD) Awareness
26. TM 9999-15/2_ Electro-static Discharge (ESD) Management
27. UM 4400-124 SASSY Using Unit Procedures
28. UM 4790-5 MIMMS AIS, Field Maintenance Procedures

2887-MAIN-2004: Perform rebuilding and overhauling on artillery electronics equipment

EVALUATION-CODED: NO

SUSTAINMENT INTERVAL: 12 months

GRADES: PVT, PFC, LCPL, CPL, SGT, SSGT, GYSGT

INITIAL TRAINING SETTING: MOJT

CONDITION: Given a mission requirement, equipment, and with the aid of references.

STANDARD: Restoring equipment to a serviceable condition under maintenance serviceability standards and in accordance with applicable technical references.

PERFORMANCE STEPS:

1. Induct equipment into maintenance, if required.
2. Determine applicable technical references.
3. Conduct initial inspection.
4. Diagnose fault.
5. Troubleshoot.
6. Isolate fault.
7. Remove defective components.
8. Requisition parts.
9. Replace parts.
10. Align, as required.
11. Apply MIs/TIs, as required.
12. Apply firmware/software upgrades, as required.
13. Re-surface/re-coat, as required.
14. Replace identification markings, as required.
15. Document maintenance actions.
16. Conduct final inspection.
17. Return equipment to owner, if required.

REFERENCES:

1. Applicable technical references
2. DLA Customer Assistance Handbook
3. FEDLOG Federal Logistic Data
4. Maintenance Float Catalog
5. MCBUL 3000 Marine Corps Automated Readiness Evaluation System (MARES) Equipment
6. MCO 2410.2_ Electromagnetic Environmental Effects (E3) Control Program
7. MCO 3000.11_ Ground Equipment Condition and Supply Materiel Readiness Reporting (MRR) Policy
8. MCO 4400.16_ Uniform Material Movement and Issue Priority System (UMMIPS)
9. MCO P4790.1_ Marine Corps Integrated Maintenance Management System (MIMMS) Introduction Manual
10. MCO P4790.2_ MIMMS Field Procedures Manual
11. MCO P5090.2_ Environmental Compliance and Protection Manual
12. MCO P5215.17_ The Marine Corps Technical Publications System
13. N6283300014 Navy Electricity and Electronics Training Series (NEETS)
14. SDS Safety Data Sheets
15. SL 1-2/3 Index of Authorized Publications in Stock
16. TI 4400-15/1_ Packaging, Handling, Storage, and Transportation of Electrostatic Discharge Sensitive Items
17. TM 4700-15/1_ Ground Equipment Record Procedures
18. TM 5895-45/1_ Standard Maintenance Practices Miniature/Microminiature (2M) Electronic Assembly Repair Organizational/Intermediate/Depot Level
19. TM 9406-15_ Grounding Procedures for Electromagnetic Interference Control and Safety

20. TM 9999-15/1_ Electro-Static Discharge (ESD) Awareness
21. TM 9999-15/2_ Electro-static Discharge (ESD) Management
22. UM 4400-124 SASSY Using Unit Procedures
23. UM 4790-5 MIMMS AIS, Field Maintenance Procedures

2887-MAIN-2005: Perform recovery and evacuation on artillery electronics equipment

EVALUATION-CODED: NO

SUSTAINMENT INTERVAL: 12 months

GRADES: PVT, PFC, LCPL, CPL, SGT, SSGT, GYSGT

INITIAL TRAINING SETTING: MOJT

CONDITION: Given a mission, personnel, and equipment.

STANDARD: Retrieving or freeing immobile, inoperative, or abandoned materiel and/or moving materiel from one maintenance activity to another for repair or disposal in accordance with applicable technical references.

PERFORMANCE STEPS:

1. Induct equipment into maintenance, if required.
2. Determine applicable technical references.
3. Inspect equipment.
4. Return to service, if applicable.
5. Conduct disposition of unserviceable equipment, if applicable.
6. Evacuate materiel to higher maintenance activity, as required.
7. Document maintenance actions.
8. Return equipment to owner, if required.

REFERENCES:

1. Applicable technical references
 2. DLA Customer Assistance Handbook
 3. FEDLOG Federal Logistic Data
 4. Maintenance Float Catalog
 5. MCBUL 3000 Marine Corps Automated Readiness Evaluation System (MARES) Equipment
 6. MCO 3000.11_ Ground Equipment Condition and Supply Materiel Readiness Reporting (MRR) Policy
 7. MCO 4400.16_ Uniform Material Movement and Issue Priority System (UMMIPS)
 8. MCO P4790.1_ Marine Corps Integrated Maintenance Management System (MIMMS) Introduction Manual
 9. MCO P4790.2_ MIMMS Field Procedures Manual
 10. MCO P5215.17_ The Marine Corps Technical Publications System
 11. N6283300014 Navy Electronics and Electricity Training Series (NEETS)
 12. SDS Safety Data Sheets
 13. SL 1-2/3 Index of Authorized Publications in Stock
 14. TM 4700-15/1_ Ground Equipment Record Procedures
 15. UM 4400-124 SASSY Using Unit Procedures
 16. UM 4790-5 MIMMS AIS, Field Maintenance Procedures
-

2887-OPS-2001: Provide technical assistance during the IOM of artillery electronics equipment

EVALUATION-CODED: NO

SUSTAINMENT INTERVAL: 12 months

DESCRIPTION: Ground electronics maintenance Marines often assist equipment crew/operators in the installation and operation of equipment. In addition, ground electronics maintenance Marines often assist equipment crew/operators in troubleshooting equipment in operation, restoring equipment to operation. While ground electronics maintenance Marines are not utilized in the role of equipment crew/operators, they must have a thorough understanding in aspects of the proper installation and operation of equipment in order to determine when corrective action can be resolved by the equipment crew/operators and when equipment must be inducted into maintenance for field level maintenance actions.

GRADES: PVT, PFC, LCPL, CPL, SGT, SSGT, GYSGT

INITIAL TRAINING SETTING: MOJT

CONDITION: Given a mission requirement, equipment, and with the aid of references.

STANDARD: Ensuring proper equipment installation and operation, and identifying maintenance actions required to restore equipment operation as required in accordance with applicable equipment operation references.

PERFORMANCE STEPS:

1. Determine applicable equipment operation references.
2. Verify equipment configuration.
3. Verify software/firmware version, as required.
4. Verify equipment is properly grounded.
5. Verify power source.
6. Verify antenna installation, as required.
7. Verify remote capabilities, as required.
8. Verify COMSEC connection, as required.
9. Verify equipment operation.
10. Perform electromagnetic interference troubleshooting, as required.
11. Determine corrective action required, if applicable.

REFERENCES:

1. Applicable technical references
2. EKMS-1 (series) EKMS Policy and Procedures for Navy EKMS Tiers 2 & 3
3. EKMS-5A Cryptographic Equipment Information/Guidance Manual
4. Operational Order Operational Order
5. SL 1-2/3 Index of Authorized Publications in Stock
6. TM 9406-15_ Grounding Procedures for Electromagnetic Interference Control and Safety

SUPPORT REQUIREMENTS:

EQUIPMENT: Support Equipment:

1. Oscilloscope
2. Multimeter

NAVMC 3500.6B
24 Oct 2013

3. Signal generator
 4. Power supply
 5. Data analyzer
 6. Spectrum analyzer
 7. Frequency counter
 8. Ground tester
-

2800 T&R MANUAL

CHAPTER 18

MOS 2891 INDIVIDUAL EVENTS

	<u>PARAGRAPH</u>	<u>PAGE</u>
PURPOSE	18000	18-2
EVENT CODING.	18001	18-2
INDEX OF INDIVIDUAL EVENTS.	18002	18-2
2000-LEVEL EVENTS	18003	18-2

2800 T&R MANUAL

CHAPTER 18

MOS 2874 INDIVIDUAL EVENTS

18000. PURPOSE. This chapter details the individual events that pertain to Metrology Technicians. Each individual event provides an event title, along with the conditions events will be performed under, and the standard to which the event must be performed to be successful.

18001. EVENT CODING. Events in this T&R Manual are depicted with an up to 12-character, 3-field alphanumeric system, i.e. XXXX-XXXX-XXXX. This chapter utilizes the following methodology

a. Field one. This field represents the community. This chapter contains the following community codes:

<u>Code</u>	<u>Description</u>
2891	Electronics Maintenance Chief

b. Field two. This field represents the functional/duty area. This chapter contains the following functional/duty areas:

<u>Code</u>	<u>Description</u>
MGMT	Maintenance Management

c. Field three. This field provides the level at which the event is accomplished and numerical sequencing of events. This chapter contains the following event levels:

<u>Code</u>	<u>Description</u>
2000	Core Plus Skills

18002. INDEX OF INDIVIDUAL EVENTS

EVENT CODE	EVENT	PAGE
2000-LEVEL		
2891-MGMT-2001	Supervise ground electronics maintenance	18-2

Also refer to Chapter 4 for 28XX individual training events for which 2891 Electronics Maintenance Chiefs are responsible.

18003. 2000-LEVEL EVENTS

2891-MGMT-2001: Supervise ground electronics maintenance

EVALUATION-CODED: NO

SUSTAINMENT INTERVAL: 12 months

GRADES: MSGT, MGYSGT

INITIAL TRAINING SETTING: FORMAL

CONDITION: With the aid of references, a maintenance unit, maintenance resources and a mission.

STANDARD: Ensuring effective and efficient application of maintenance resources, maximum maintenance production, and compliance with MCO P4790.2_ MIMMS Field Procedures Manual.

PERFORMANCE STEPS:

1. Provide technical advice to the Commander on commodity maintenance functions.
2. Supervise maintenance/commodity operations.
3. Supervise shop procedures.
4. Supervise shop programs.
5. Conduct periodic equipment inspections.
6. Coordinate multi-commodity maintenance efforts.
7. Supervise the use of maintenance resources.
8. Coordinate supply support.
9. Analyze maintenance information.
10. Supervise maintenance related programs.

PREREQUISITE EVENTS:

28XX-ADMN-2003 28XX-PROG-2001

REFERENCES:

1. Applicable technical references
2. CMR Consolidated Memorandum Receipt
3. Contracted Logistics Support (CLS) Statement of Requirements/Objectives/Work (SOR/SOO/SOW)
4. DLA Customer Assistance Handbook
5. DoDD 8570.01M Information Assurance Workforce Improvement Program Incorporating Change 2
6. DoDI 4151.18 Maintenance of Military Material
7. DoDI 8523.01 Communication Security
8. EKMS-1 (series) EKMS Policy and Procedures for Navy EKMS Tiers 2 & 3
9. EKMS-5A Cryptographic Equipment Information/Guidance Manual
10. MCBUL 3000 Marine Corps Automated Readiness Evaluation System (MARES) Equipment
11. MCO 1200.17_ Military Occupational Specialty Manual (MOS Manual)
12. MCO 2281.1_ Electronic Key Management System (EKMS) Policy
13. MCO 2410.2_ Electromagnetic Environmental Effects (E3) Control Program
14. MCO 3000.11_ Ground Equipment Condition and Supply Materiel Readiness Reporting (MRR) Policy
15. MCO 4105.2_ Marine Corps Warranty Program
16. MCO 4200.33_ Contractor Logistics Support (CLS) for Ground Equipment, Weapon Systems, Munitions, and Information Systems
17. MCO 4400.16_ Uniform Material Movement and Issue Priority System (UMMIPS)
18. MCO 4733.1_ Marine Corps Test, Measurement, and Diagnostic Equipment (TMDE) Calibration and Maintenance Program (CAMP)
19. MCO 4855.10_ Product Quality Deficiency Report (PQDR)
20. MCO 5311.1_ Total Force Structure Process (TFSP)

21. MCO P4400.150_ Consumer Level Supply Policy Manual
 22. MCO P4400.151_ Intermediate-Level Supply Management Policy Manual
 23. MCO P4400.160_ Field Supply and Maintenance Analysis Office Program (FSMAO)
 24. MCO P4400.82_ Regulated/Controlled Item Management Manual
 25. MCO P4790.1_ Marine Corps Integrated Maintenance Management System (MIMMS) Introduction Manual
 26. MCO P4790.2_ MIMMS Field Procedures Manual
 27. MCO P5215.17_ The Marine Corps Technical Publications System
 28. MCRP 4-11.3G Unit Embarkation Handbook
 29. MCWP 3-40.3 MAGTF Communications System
 30. MCWP 4-1 Logistics Operations
 31. MCWP 4-11 Tactical-Level Logistics
 32. MCWP 4-11.4 Maintenance Operations
 33. MCWP 5-1 Marine Corps Planning Process (MCPPE)
 34. MMSOP Maintenance Management Standing Operating Procedures
 35. NSTISSI 4000 COMSEC Maintenance and Maintenance Training Policy (NSA)
 36. OpOrd Operational Order
 37. PLMS V3 UG Publication Library Management System Version 3 Users Guide
 38. SL 1-2/3 Index of Authorized Publications in Stock
 39. T/O&E Table of Organization and Equipment
 40. TI 4733 Series Calibration and TMDE Requirements and Programs
 41. TI 5820-25/22_ Electromagnetic Environmental Effects (E3) Procedures for Installation of Communication Equipment on Marine Corps Platforms
 42. TM 10209-10/1_ Use and Care of Hand Tools and Measuring Tools
 43. TM 10510-OD/1_ General Purpose Test Measurement and Diagnostic Equipment (TMDE) Listing (Including Ancillary Support Items & Tool Kits)
 44. TM 2000-15/1_ Brief Description of U.S. Marine Corps Communication-Electronic Equipment
 45. TM 2000-OD/2_ Principal Technical Characteristics of U.S. Marine Corps Communication-Electronics Equipment
 46. TM 4700-15/1_ Ground Equipment Record Procedures
 47. TM 5895-45/1_ Standard Maintenance Practices Miniature/Microminiature (2M) Electronic Assembly Repair Organizational/Intermediate/Depot Level
 48. UM 4400-123 FMF SASSY Management Unit Procedures
 49. UM 4400-124 SASSY Using Unit Procedures
 50. UM 4400-125 FMF SASSY Accounting Manual (VOL IV) Maintenance Float Procedures
 51. UM 4790-5 MIMMS AIS, Field Maintenance Procedures
 52. Unit SOP Unit's Standing Operating Procedures
-

2800 T&R MANUAL

CHAPTER 19

MOS 8641 INDIVIDUAL EVENTS

	<u>PARAGRAPH</u>	<u>PAGE</u>
PURPOSE	19000	19-2
EVENT CODING.	19001	19-2
INDEX OF INDIVIDUAL EVENTS.	19002	19-2
2000-LEVEL EVENTS	19003	19-3

2800 T&R MANUAL

CHAPTER 19

MOS 8641 INDIVIDUAL EVENTS

19000. PURPOSE. This chapter details the individual events that pertain to Microminiature Repairers. Each individual event provides an event title, along with the conditions events will be performed under, and the standard to which the event must be performed to be successful.

19001. EVENT CODING. Events in this T&R Manual are depicted with an up to 12-character, 3-field alphanumeric system, i.e. XXXX-XXXX-XXXX. This chapter utilizes the following methodology

a. Field one. This field represents the community. This chapter contains the following community codes:

<u>Code</u>	<u>Description</u>
8641	Microminiature Repairer

b. Field two. This field represents the functional/duty area. This chapter contains the following functional/duty areas:

<u>Code</u>	<u>Description</u>
MAIN	Maintenance

c. Field three. This field provides the level at which the event is accomplished and numerical sequencing of events. This chapter contains the following event levels:

<u>Code</u>	<u>Description</u>
2000	Core Plus Skills

19002. INDEX OF INDIVIDUAL EVENTS

EVENT CODE	EVENT	PAGE
2000-LEVEL		
8641-MAIN-2001	Perform inspection and classification on complex circuit cards	19-3
8641-MAIN-2002	Perform repair on complex circuit cards	19-4
8641-MAIN-2003	Perform modification on complex circuit cards	19-5
8641-MAIN-2004	Perform rebuilding and overhauling on complex circuit cards	19-6
8641-MAIN-2005	Perform recovery and evacuation on complex circuit cards	19-7
8641-MAIN-2006	Create a test routine	19-8

19003. 2000-LEVEL EVENTS

8641-MAIN-2001: Perform inspection and classification on complex circuit cards

EVALUATION-CODED: NO

SUSTAINMENT INTERVAL: 12 months

GRADES: PVT, PFC, LCPL, CPL, SGT, SSGT, GYSGT

INITIAL TRAINING SETTING: MOJT

CONDITION: Given a mission requirement, equipment, and with the aid of references.

STANDARD: Determining maintenance requirements and satisfactory maintenance performance, and assigning item to a maintenance category, in accordance with applicable technical references.

PERFORMANCE STEPS:

1. Induct equipment into maintenance, if required.
2. Determine applicable technical references.
3. Test item against established standards.
4. Verify application of all required MIs and TIs.
5. Verify currency of firmware/software version, if applicable.
6. Determine extent of maintenance required.
7. Assign item to a maintenance category, if required.
8. Confirm satisfactory performance of maintenance, if required.
9. Return to maintenance, if required.
10. Document maintenance actions.
11. Return equipment to owner, if required.
12. Submit technical information, as required.

REFERENCES:

1. Applicable technical references
2. DLA Customer Assistance Handbook
3. FEDLOG Federal Logistic Data
4. Maintenance Float Catalog
5. MCBUL 3000 Marine Corps Automated Readiness Evaluation System (MARES) Equipment
6. MCO 2410.2_ Electromagnetic Environmental Effects (E3) Control Program
7. MCO 3000.11_ Ground Equipment Condition and Supply Materiel Readiness Reporting (MRR) Policy
8. MCO 4400.16_ Uniform Material Movement and Issue Priority System (UMMIPS)
9. MCO P4790.1_ Marine Corps Integrated Maintenance Management System (MIMMS) Introduction Manual
10. MCO P4790.2_ MIMMS Field Procedures Manual
11. MCO P5215.17_ The Marine Corps Technical Publications System
12. N6283300014 Navy Electricity and Electronics Training Series (NEETS)
13. SDS Safety Data Sheets
14. SL 1-2/3 Index of Authorized Publications in Stock
15. TI 4400-15/1_ Packaging, Handling, Storage, and Transportation of Electrostatic Discharge Sensitive Items
16. TM 5895-45/1_ Standard Maintenance Practices Miniature/Microminiature (2M)

- Electronic Assembly Repair Organizational/Intermediate/Depot Level
17. TM 9406-15_ Grounding Procedures for Electromagnetic Interference Control and Safety
 18. TM 9999-15/1_ Electro-Static Discharge (ESD) Awareness
 19. TM 9999-15/2_ Electro-static Discharge (ESD) Management
 20. UM 4400-124 SASSY Using Unit Procedures
 21. UM 4790-5 MIMMS AIS, Field Maintenance Procedures
-

8641-MAIN-2002: Perform repair on complex circuit cards

EVALUATION-CODED: NO

SUSTAINMENT INTERVAL: 12 months

GRADES: PVT, PFC, LCPL, CPL, SGT, SSGT, GYSGT

INITIAL TRAINING SETTING: FORMAL

CONDITION: Given a mission requirement, equipment, and with the aid of references.

STANDARD: Returning equipment to serviceable condition in accordance with applicable technical references.

PERFORMANCE STEPS:

1. Induct equipment into maintenance, if required.
2. Determine applicable technical references.
3. Conduct initial inspection.
4. Research applicable technical information.
5. Diagnose fault.
6. Troubleshoot.
7. Isolate fault.
8. Determine maintenance actions required.
9. Requisition parts, if required.
10. Perform required maintenance actions.
11. Align, as required.
12. Apply MIs/TIs, as required.
13. Apply firmware/software upgrades, as required.
14. Document maintenance actions.
15. Conduct final inspection.
16. Return equipment to owner, if required.

REFERENCES:

1. Applicable technical references
2. DLA Customer Assistance Handbook
3. DOD-HDBK-263B Electrostatic Discharge Control Handbook for Protection of Electrical and Electronic Parts, Assemblies and Equipment
4. DOD-STD-1686 Electrostatic Discharge Control
5. FEDLOG Federal Logistic Data
6. FMFRP 4-14 Field Grounding Procedures for Computers and Generators
7. Maintenance Float Catalog
8. MCBUL 3000 Marine Corps Automated Readiness Evaluation System (MARES) Equipment
9. MCO 2410.2_ Electromagnetic Environmental Effects (E3) Control Program

10. MCO 3000.11_ Ground Equipment Condition and Supply Materiel Readiness Reporting (MRR) Policy
11. MCO 4400.16_ Uniform Material Movement and Issue Priority System (UMMIPS)
12. MCO P4790.1_ Marine Corps Integrated Maintenance Management System (MIMMS) Introduction Manual
13. MCO P4790.2_ MIMMS Field Procedures Manual
14. MCO P5090.2_ Environmental Compliance and Protection Manual
15. MCO P5215.17_ The Marine Corps Technical Publications System
16. MIL-STD-1686B Electro-Static Discharge Control Program for Protection of Electrical and Electronic Parts
17. MIL-STD-188-124A Military Standard for Grounding
18. N6283300014 Navy Electricity and Electronics Training Series (NEETS)
19. SDS Safety Data Sheets
20. SL 1-2/3 Index of Authorized Publications in Stock
21. TI 4400-15/1_ Packaging, Handling, Storage, and Transportation of Electrostatic Discharge Sensitive Items
22. TM 5895-45/1_ Standard Maintenance Practices Miniature/Microminiature (2M) Electronic Assembly Repair Organizational/Intermediate/Depot Level
23. TM 9406-15_ Grounding Procedures for Electromagnetic Interference Control and Safety
24. TM 9999-15/1_ Electro-Static Discharge (ESD) Awareness
25. TM 9999-15/2_ Electro-static Discharge (ESD) Management
26. UM 4400-124 SASSY Using Unit Procedures
27. UM 4790-5 MIMMS AIS, Field Maintenance Procedures

8641-MAIN-2003: Perform modification on complex circuit cards

EVALUATION-CODED: NO

SUSTAINMENT INTERVAL: 12 months

GRADES: PVT, PFC, LCPL, CPL, SGT, SSGT, GYSGT

INITIAL TRAINING SETTING: MOJT

CONDITION: Given a mission requirement, equipment, and with the aid of references.

STANDARD: Improving equipment functioning, maintainability, reliability, or safety characteristics in accordance with applicable technical references.

PERFORMANCE STEPS:

1. Induct equipment into maintenance, if required.
2. Determine applicable technical references.
3. Conduct initial inspection.
4. Requisition parts, as required.
5. Apply modification (MI/TI/software/firmware upgrade).
6. Document modification.
7. Conduct final inspection.
8. Return equipment to owner, if required.

REFERENCES:

1. Applicable technical references
2. DLA Customer Assistance Handbook

3. DOD-HDBK-263B Electrostatic Discharge Control Handbook for Protection of Electrical and Electronic Parts, Assemblies and Equipment
4. DOD-STD-1686 Electrostatic Discharge Control
5. FEDLOG Federal Logistic Data
6. FMFRP 4-14 Field Grounding Procedures for Computers and Generators
7. Maintenance Float Catalog
8. MCBUL 3000 Marine Corps Automated Readiness Evaluation System (MARES) Equipment
9. MCO 2410.2_ Electromagnetic Environmental Effects (E3) Control Program
10. MCO 3000.11_ Ground Equipment Condition and Supply Materiel Readiness Reporting (MRR) Policy
11. MCO 4400.16_ Uniform Material Movement and Issue Priority System (UMMIPS)
12. MCO P4790.1_ Marine Corps Integrated Maintenance Management System (MIMMS) Introduction Manual
13. MCO P4790.2_ MIMMS Field Procedures Manual
14. MCO P5090.2_ Environmental Compliance and Protection Manual
15. MCO P5215.17_ The Marine Corps Technical Publications System
16. MIL-STD-1686B Electro-Static Discharge Control Program for Protection of Electrical and Electronic Parts
17. MIL-STD-188-124A Military Standard for Grounding
18. N6283300014 Navy Electricity and Electronics Training Series (NEETS)
19. SDS Safety Data Sheets
20. SL 1-2/3 Index of Authorized Publications in Stock
21. TI 4400-15/1_ Packaging, Handling, Storage, and Transportation of Electrostatic Discharge Sensitive Items
22. TM 4700-15/1_ Ground Equipment Record Procedures
23. TM 5895-45/1_ Standard Maintenance Practices Miniature/Microminiature (2M) Electronic Assembly Repair Organizational/Intermediate/Depot Level
24. TM 9406-15_ Grounding Procedures for Electromagnetic Interference Control and Safety
25. TM 9999-15/1_ Electro-Static Discharge (ESD) Awareness
26. TM 9999-15/2_ Electro-static Discharge (ESD) Management
27. UM 4400-124 SASSY Using Unit Procedures
28. UM 4790-5 MIMMS AIS, Field Maintenance Procedures

8641-MAIN-2004: Perform rebuilding and overhauling on complex circuit cards

EVALUATION-CODED: NO

SUSTAINMENT INTERVAL: 12 months

GRADES: PVT, PFC, LCPL, CPL, SGT, SSGT, GYSGT

INITIAL TRAINING SETTING: FORMAL

CONDITION: Given a mission requirement, equipment, and with the aid of references.

STANDARD: Restoring equipment to a serviceable condition under maintenance serviceability standards and in accordance with applicable technical references.

PERFORMANCE STEPS:

1. Induct equipment into maintenance, if required.

2. Determine applicable technical references.
3. Conduct initial inspection.
4. Diagnose fault.
5. Troubleshoot.
6. Isolate fault.
7. Remove defective components.
8. Requisition parts.
9. Replace parts.
10. Align, as required.
11. Apply MIs/TIs, as required.
12. Apply firmware/software upgrades, as required.
13. Re-surface/re-coat, as required.
14. Replace identification markings, as required.
15. Document maintenance actions.
16. Conduct final inspection.
17. Return equipment to owner, if required.

REFERENCES:

1. Applicable technical references
2. DLA Customer Assistance Handbook
3. FEDLOG Federal Logistic Data
4. Maintenance Float Catalog
5. MCBUL 3000 Marine Corps Automated Readiness Evaluation System (MARES) Equipment
6. MCO 2410.2_ Electromagnetic Environmental Effects (E3) Control Program
7. MCO 3000.11_ Ground Equipment Condition and Supply Materiel Readiness Reporting (MRR) Policy
8. MCO 4400.16_ Uniform Material Movement and Issue Priority System (UMMIPS)
9. MCO P4790.1_ Marine Corps Integrated Maintenance Management System (MIMMS) Introduction Manual
10. MCO P4790.2_ MIMMS Field Procedures Manual
11. MCO P5090.2_ Environmental Compliance and Protection Manual
12. MCO P5215.17_ The Marine Corps Technical Publications System
13. N6283300014 Navy Electricity and Electronics Training Series (NEETS)
14. SDS Safety Data Sheets
15. SL 1-2/3 Index of Authorized Publications in Stock
16. TI 4400-15/1_ Packaging, Handling, Storage, and Transportation of Electrostatic Discharge Sensitive Items
17. TM 4700-15/1_ Ground Equipment Record Procedures
18. TM 5895-45/1_ Standard Maintenance Practices Miniature/Microminiature (2M) Electronic Assembly Repair Organizational/Intermediate/Depot Level
19. TM 9406-15_ Grounding Procedures for Electromagnetic Interference Control and Safety
20. TM 9999-15/1_ Electro-Static Discharge (ESD) Awareness
21. TM 9999-15/2_ Electro-static Discharge (ESD) Management
22. UM 4400-124 SASSY Using Unit Procedures
23. UM 4790-5 MIMMS AIS, Field Maintenance Procedures

8641-MAIN-2005: Perform recovery and evacuation on complex circuit cards

EVALUATION-CODED: NO

SUSTAINMENT INTERVAL: 12 months

GRADES: PVT, PFC, LCPL, CPL, SGT, SSGT, GYSGT

INITIAL TRAINING SETTING: MOJT

CONDITION: Given a mission, personnel, and equipment.

STANDARD: Retrieving or freeing immobile, inoperative, or abandoned materiel and/or moving materiel from one maintenance activity to another for repair or disposal in accordance with applicable technical references.

PERFORMANCE STEPS:

1. Induct equipment into maintenance, if required.
2. Determine applicable technical references.
3. Inspect equipment.
4. Return to service, if applicable.
5. Conduct disposition of unserviceable equipment, if applicable.
6. Evacuate materiel to higher maintenance activity, as required.
7. Document maintenance actions.
8. Return equipment to owner, if required.

REFERENCES:

1. Applicable technical references
2. DLA Customer Assistance Handbook
3. FEDLOG Federal Logistic Data
4. Maintenance Float Catalog
5. MCBUL 3000 Marine Corps Automated Readiness Evaluation System (MARES) Equipment
6. MCO 2410.2_ Electromagnetic Environmental Effects (E3) Control Program
7. MCO 3000.11_ Ground Equipment Condition and Supply Materiel Readiness Reporting (MRR) Policy
8. MCO 4400.16_ Uniform Material Movement and Issue Priority System (UMMIPS)
9. MCO P4790.1_ Marine Corps Integrated Maintenance Management System (MIMMS) Introduction Manual
10. MCO P4790.2_ MIMMS Field Procedures Manual
11. MCO P5215.17_ The Marine Corps Technical Publications System
12. N6283300014 Navy Electricity and Electronics Training Series (NEETS)
13. SDS Safety Data Sheets
14. SL 1-2/3 Index of Authorized Publications in Stock
15. TI 4400-15/1_ Packaging, Handling, Storage, and Transportation of Electrostatic Discharge Sensitive Items
16. TM 4700-15/1_ Ground Equipment Record Procedures
17. TM 5895-45/1_ Standard Maintenance Practices Miniature/Microminiature (2M) Electronic Assembly Repair Organizational/Intermediate/Depot Level
18. TM 9999-15/1_ Electro-Static Discharge (ESD) Awareness
19. TM 9999-15/2_ Electro-static Discharge (ESD) Management
20. UM 4400-124 SASSY Using Unit Procedures
21. UM 4790-5 MIMMS AIS, Field Maintenance Procedures

8641-MAIN-2006: Create a test routine

EVALUATION-CODED: NO

SUSTAINMENT INTERVAL: 12 months

DESCRIPTION: Identify and record individual analog signatures for use in the diagnosis of faulty components to the microscopic level. Developed routines are certified and released at the enterprise level to support subsequent maintenance actions on assemblies for which test routines are created.

GRADES: PVT, PFC, LCPL, CPL, SGT, SSGT, GYSGT

INITIAL TRAINING SETTING: FORMAL

CONDITION: With the aid of references, automated test equipment, an application program set, and known good circuit card assemblies.

STANDARD: Providing cost effective aid to diagnosis and repair of applicable circuit card assembly in accordance with TM 10793A-10/1, Chapter 5.

PERFORMANCE STEPS:

1. Develop test routine instructions.
2. Store component signatures.
3. Develop test routine illustrations.
4. Develop test routine database.
5. Verify test routine.

REFERENCES:

1. MCO 2410.2_ Electromagnetic Environmental Effects (E3) Control Program
2. NAVSEA ST900-HN-GPT-020 Technical Reference and Operation Manual for PROTRACK I Model 20A/PROTRACK Scanner I
3. ST-90 Shortrak 90 User's Manual
4. TI 10793-ID_ AN/USM-674 Test Station Gold Disk and Silver Disk Miniature/Microminiature (2M)/Module Test and Repair Program
5. TI 4400-15/1_ Packaging, Handling, Storage, and Transportation of Electrostatic Discharge Sensitive Items
6. TM 09810A-50/5_ MTR Gold Disk Test Routine Development Requirements Manual
7. TM 10793A-OD/1_ Module Test & Repair Tracking System (Marines) User's Guide
8. TM 5895-45/1_ Standard Maintenance Practices Miniature/Microminiature (2M) Electronic Assembly Repair Organizational/Intermediate/Depot Level
9. TM 9999-15/1_ Electro-Static Discharge (ESD) Awareness
10. TM 9999-15/2_ Electro-static Discharge (ESD) Management

SUPPORT REQUIREMENTS:

EQUIPMENT: Support Equipment:

1. Applicable APS
 2. AN/USM-674
-

2800 T&R MANUAL

APPENDIX A

ACRONYMS AND ABBREVIATIONS

2M	miniature/microminiature
AAR BUI	after action review/report
BUI	broken unit of issue
C2	command and control
CAMP	Calibration and Maintenance Program
CBRN	chemical biological radiological and nuclear
CBT	computer-based training
CLS	contracted logistics support
CMR	consolidated memorandum receipt
COA	course of action
COMSEC	communication security
CONPLAN	contingency plan
COP	common operational picture
COR	contracting officer's representative
CPAC	corrosion prevention and control
CPI	continuous process improvement
CRP	combat readiness percentage
CSS	combat service support
CSSE	combat service support element
CTE	collective training event
DL	distance learning (product)
DOTMLPF	doctrine, organization, training, materiel, leadership, personnel, and facilities
DPAS	Defense Property Accountability System
DRRS	Defense Readiness Reporting System
DWT	digital wideband transmission
E3	electromagnetic environmental effects
EDL	equipment density list
EKMS	Electronic Key Management System
ESD	electrostatic discharge
FLC	formal learning center
FLIS	Federal Logistics Information System
FORCEPRO	force protection
FSMAO	Field Supply Maintenance Analysis Office
G-BOSS	Ground Based Operational Surveillance System
GCSS-MC	Global Combat Support System - Marine Corps
HUMINT	human intelligence
IMI	individual multimedia instruction
IA	information assurance
IOM	installation, operation, and maintenance
IP	Internet protocol
IT	information technology
ITE	individual training event
IWGCP	Infantry Weapons Gage Calibration Program
LD	low density
LOI	letter of instruction

LTIlimited technical inspection
MAGTFMarine air-ground task force
MARESMarine Corps Automated Readiness Evaluation System
MCESSMarine Corps Expeditionary Shelter System
MCIMarine Corps Institute
MCPPIMarine Corps planning process
MCSNMarine Corps stock number
MCTMarine Corps task
MCTLMarine Corps Task List
METmission essential task
METLmission essential task list
MImodification instruction
MIMMSMarine Corps Integrated Maintenance Management System
MOJTmanaged on-the-job training
MOEmeasure of effectiveness
MOSmilitary occupational specialty
MRRmateriel readiness reporting
MSDSmaterial safety data sheet
MSEmajor subordinate element
NIINNATO/Navy identification number
NS-Enon-standard equipment
NSNnational stock number
OPFACoperational facility
OPFORoperating forces
OPLANoperational plan
ORMoperational risk management
PBLperformance based logistics
PEBpre-expended bin
PLMSPublication Library Management System
PQDRproduct quality deficiency report
QCquality control
Q/Qquantitative/qualitative
RCIEDremote controlled improvised explosive device
RIPreparable issue point
SATSystems Approach to Training
SATCOMsatellite communications
SCSStock Control System
SICPSurvey Instrument Calibration Program
SIGINTsignals intelligence
SMEsubject matter expert
SOOstatement of objectives
SOPstanding/standard operating procedures
SORstatement of requirements
SOWstatement of work
T&Rtraining & readiness
T/Etable of equipment
TECHCONtechnical control
TEEPtraining, exercise and evaluation plan
TItechnical instruction
TMDEtest measurement and diagnostic equipment
T/Otable of organization
T/O&Etables of organization and equipment
TOCNETTactical Operations Center Inter-Communication System
TRMGTraining & readiness manual review group

TRSSTactical Remote Sensor System
UJTLUniversal Joint Task List
UNTLUniversal Naval Task List
UMMIPSUniform Material Movement and Issue Priority System
UTMunit training management

2800 T&R MANUAL

APPENDIX B

TERMS AND DEFINITIONS

Terms in this glossary are subject to change as applicable orders and directives are revised. Terms established by Marine Corps orders or directives take precedence after definitions found in Joint Publication 1-02, DOD Dictionary of Military and Associated Terms.

A

After Action Review (AAR). A professional discussion of training events conducted after all training to promote learning among training participants. The formality and scope increase with the command level and size of the training evolution. For longer exercises, they should be planned for at predetermined times during an exercise. The results of the AAR shall be recorded on an after action report and forwarded to higher headquarters. The commander and higher headquarters use the results of an AAR to reallocate resources, reprioritize their training plan, and plan for future training.

Artillery Electronics. Artillery electronics equipment covers a range of equipment peculiar to the artillery regiment, including artillery ground-based sensors, the meteorological measuring station, and artillery fire control electronic systems.

Assessment. An informal judgment of the unit's proficiency and resources made by a commander or trainer to gain insight into the unit's overall condition. It serves as the basis for the midrange plan. Commanders make frequent use of these determinations during the course of the combat readiness cycle in order to adjust, prioritize or modify training events and plans.

C

Cables. Cables include any types of wiring/cabling that transfer signals and/or electricity. These include assault cable, fiber optic (qv.) cable, etc. Field maintenance support for cables covers end-to-end, including the tips/connectors and any portion of the transmission line.

Chaining. A process that enables unit leaders to effectively identify subordinate collective events and individual events that support a specific collective event. For example, collective training events at the 4000-level are directly supported by collective events at the 3000-level. When a higher level event by its nature requires the completion of lower level events, they are "chained"; sustainment credit is given for all lower level events chained to a higher event.

Collective (Training) Event. A clearly defined, discrete, and measurable activity, action, or event (i.e., task) that requires organized team or unit performance and leads to accomplishment of a mission or function. A collective task is derived from unit missions or higher-level collective

tasks. Task accomplishment requires performance of procedures composed of supporting collective or individual tasks. A collective task describes the exact performance a group must perform in the field under actual operational conditions. The term "collective" does not necessarily imply that a unit accomplishes the event. A unit, such as a squad or platoon conducting an attack; may accomplish a collective event or, it may be accomplished by an individual to accomplish a unit mission, such as a battalion supply officer completing a reconciliation of the battalion's CMR. Thus, many collective events will have titles that are the same as individual events; however, the standard and condition will be different because the scope of the collective event is broader.

Collective Training Standards (CTS). Criteria that specify mission and functional area unit proficiency standards for combat, combat support, and combat service support units. They include tasks, conditions, standards, evaluator instruction, and key indicators. CTS are found within collective training events in T&R Manuals.

Combat Readiness Cycle. The combat readiness cycle depicts the relationships within the building block approach to training. The combat readiness cycle progresses from T&R manual individual core skills training, to the accomplishment of collective training events, and finally, to a unit's participation in a contingency or actual combat. The combat readiness cycle demonstrates the relationship of core capabilities to unit combat readiness. Individual core skills training and the training of collective events lead to unit proficiency and the ability to accomplish the unit's stated mission.

Combat Readiness Percentage (CRP). The CRP is a quantitative numerical value used in calculating collective training readiness based on the E-coded events that support the unit METL. CRP is a concise measure of unit training accomplishments. This numerical value is only a snapshot of training readiness at a specific time. As training is conducted, unit CRP will continuously change.

Command and Control (C2) Electronics. C2 electronics equipment includes a wide range of equipment types within the ground inventory that support C2. In many cases, such equipment overlaps with other equipment types such as telecommunications, IT, etc. C2 electronics equipment includes but is not limited to global positioning systems, situational awareness systems (e.g., Blue Force Tracker), common operational picture (COP) systems, operational facility (OPFAC) equipment, and other systems used in conducting C2 and not covered under the other equipment types listed in this manual.

Communication(s) Security (COMSEC). COMSEC equipment is associated with a variety of systems and maintainers support those COMSEC devices associated with the systems they support.

Complex Circuit Cards. Complex circuit cards require miniature/microminiature (2M) repair skills and include surface-mounted components and conductors, the internal conductors of multilayer boards, laminates, flexible flat conductors, and stranded wire.

Condition. The condition describes the training situation or environment under which the training event or task will take place. The condition

expands on the information in the title by identifying when, where and why the event or task will occur and what materials, personnel, equipment, environmental provisions, and safety constraints must be present to perform the event or task in a real-world environment. Commanders can modify the conditions of the event to best prepare their Marines to accomplish the assigned mission (e.g., in a desert environment; in a mountain environment; etc.).

Core Competency. Core competency is the comprehensive measure of a unit's ability to accomplish its assigned MET. It serves as the foundation of the T&R Program. Core competencies are those unit core capabilities and individual core skills that support the commander's METL and T/O mission statement. Individual competency is exhibited through demonstration of proficiency in specified core tasks and core plus tasks. Unit proficiency is measured through collective tasks.

Core Capabilities. Core capabilities are the essential functions a unit must be capable of performing during extended contingency/combat operations. Core unit capabilities are based upon mission essential tasks derived from operational plans; doctrine and established tactics; techniques and procedures.

Core Plus Capabilities. Core plus capabilities are advanced capabilities that are environment, mission, or theater specific. Core plus capabilities may entail high-risk, high-cost training for missions that are less likely to be assigned in combat.

Core Plus Skills. Core plus skills are those advanced skills that are environment, mission, rank, or billet specific. 2000-level training is designed to make Marines proficient in core skills in a specific billet or at a specified rank at the Combat Ready level. 3000-8000-level training produces combat leaders and fully qualified section members at the Combat Qualified level. Marines trained at the Combat Qualified level are those the commanding officer feels are capable of accomplishing unit-level missions and of directing the actions of subordinates. Many core plus tasks are learned via MOJT, while others form the base for curriculum in career level MOS courses taught by the formal school.

D

Defense Readiness Reporting System (DRRS). A comprehensive readiness reporting system that evaluates readiness on the basis of the actual missions and capabilities assigned to the forces. It is a capabilities-based, adaptive, near real-time reporting system for the entire Department of Defense.

Deferred Event. A T&R event that a commanding officer may postpone when in his or her judgment, a lack of logistic support, ammunition, ranges, or other training assets requires a temporary exemption. CRP cannot be accrued for deferred "E-Coded" events.

Delinquent Event. An event becomes delinquent when a unit exceeds the sustainment interval for that particular event. The individual or unit must

update the delinquent event by first performing all prerequisite events. When the unit commander deems that performing all prerequisite is unattainable, then the delinquent event will be re-demonstrated under the supervision of the appropriate evaluation authority.

Depot (Level) Maintenance. Depot level maintenance capabilities include major repairs, overhaul, or complete rebuild of equipment or materiel, components or sub-components, assemblies or sub-assemblies, software, or parts, to include manufacturing, conversion, reclamation, or fabrication of parts. The intent of this capability is to perform repairs on all supported items, equipment, or materiel of the supply chain through program/product support management efforts.

Depot maintenance actions apply to repairs which require extensive time, specialized tools, equipment, facilities and/or skills competency, and are less expeditious in nature. These repairs may include conducting required modifications, testing, calibrating, reclamation, and conversion to sustain an item, equipment, or materiel throughout its lifecycle, or to extend service-life through established maintenance-related programs.

Refer to MCO 4790.23_ Ground Equipment Maintenance Program.

Digital Wideband Transmission (DWT). DWT system equipment includes non-satellite line of sight (LOS) obstacle gain defraction and tropospheric scatter systems and similar equipment.

E

E-Coded Event. An "E-Coded" event is a collective T&R event that is a noted indicator of capability or, a noted Collective skill that contributes to the unit's ability to perform the supported MET. Only "E-Coded" events are assigned a CRP value and used to calculate a unit's CRP.

Evaluation. Evaluation is a continuous process that occurs at all echelons during every phase of training and can be both formal and informal. Evaluations ensure that Marines and units are capable of conducting their combat mission. Evaluation results are used to reallocate resources, reprioritize the training plan, and plan for future training.

Event (Training). 1) An event is a significant training occurrence that is identified, expanded and used as a building block and potential milestone for a unit's training. An event may include formal evaluations. 2) An event within the T&R Program can be an individual training evolution, a collective training evolution or both. Through T&R events, the unit commander ensures that individual Marines and the unit progress from a combat capable status to a Fully Combat Qualified (FCQ) status.

Event Component. The major procedures (i.e., actions) that must occur to perform a collective event to standard.

Exercise Commander (EC). The MAGTF commander or his appointee will fill this role, unless authority is delegated to the respective commander of the CE, GCE, ACE, or LCE. Responsibilities and functions of the EC include: 1) designate unit(s) to be evaluated, 2) may designate an exercise director,

3) prescribe exercise objectives and T&R events to be evaluated, 4) coordinate with commands or agencies external to the Marine Corps and adjacent Marine Corps commands, when required.

Exercise Director (ED). Designated by the EC to prepare, conduct, and report all evaluation results. Responsibilities and functions of the ED include: 1) Publish a letter of instruction (LOI) that: delineates the T&R events to be evaluated, establishes timeframe of the exercise, lists responsibilities of various elements participating in the exercise, establishes safety requirements/guidelines, and lists coordinating instructions. 2) Designate the TEC and TECG to operate as the central control agency for the exercise. 3) Assign evaluators, to include the senior evaluator, and ensure that those evaluators are properly trained. 4) Develop the general exercise scenario taking into account any objectives/events prescribed by the EC. 5) Arrange for all resources to include: training areas, airspace, aggressor forces, and other required support.

F

Fiber Optic Cable/Line Equipment. Referred to in industry as "optical fiber," fiber optic cable/line equipment is a flexible, transparent fiber made of glass (silica) or plastic, slightly thicker than a human hair. It functions as a waveguide, or "light pipe", to transmit light between the two ends of the fiber. Fiber optic cable/line equipment is a subset of cables (qv.), called out separately due to a requirement for special knowledge and skills, as well as a requirement for entry level training.

Field (Level) Maintenance. Field [level] maintenance is any maintenance that does not require depot [level] maintenance capability and is performed by crew/operators and mechanics/technicians within Marine Corps organizations and activities, and/or by approved commercial/contract sources.

Maintenance tasks performed within the field LOM are categorized as organizational or intermediate. Alignment of tasks within the field LOM is based on supporting/supported relationships and respective capabilities among units. A unit may perform any field maintenance tasks for which it is manned, trained, and equipped. Units are not authorized to conduct maintenance outside of their assigned capabilities.

Per MCWP 3-40.1 with Change 1, Marine Air-Ground Task Force (MAGTF) Command and Control, supporting/supported relationships may be standing/long-term and defined in unit mission statements and supported with capabilities established in T/OE, or assigned for specific operations and supported with task-organized capabilities. Supporting/supported relationships will be planned and executed to align and manage the respective maintenance capabilities among supporting and supported units as effectively as possible within constraints. Flexibility in alignment of maintenance tasks within the supporting/supported relationship framework is required to enable commanders to best align maintenance requirements to capabilities. Supporting commanders may perform maintenance tasks that are within supported units' capabilities, including, but not limited to, overflow maintenance and organizational tasks that must be completed in order for intermediate tasks to be performed on equipment evacuated to supporting units. Supporting and supported unit commanders will coordinate closely to ensure the most

effective use of maintenance resources within their respective capabilities, and will incorporate local standard operating procedures to ensure the same.

Refer to MCO 4790.23_ Ground Equipment Maintenance Program.

For the purpose of this T&R manual, field level maintenance refers to maintenance in the intermediate category, codes "F" and "H," as covered in MSGID R 262106Z MAR 13.

Force Protection (FORCEPRO) Electronics. Force protection electronics equipment includes the electronic components of modular, scalable force protection and physical security systems including RCIED jamming devices, interior security equipment (e.g., G-BOSS), tactical security systems and interior/exterior robotics, and similar equipment.

G

Ground Common. Ground common equipment is found in large quantities and/or in a large number of units within the MAGTF.

Ground Radio. Ground radio equipment operates in the 10 kilohertz to 3,000,000 megahertz range and includes handheld, manpack, man-portable, transportable, vehicle-mounted, and fixed-site equipment. Ground radio equipment also includes antennas and remoting units.

Ground Sensor System. Ground sensor system equipment provides all-weather remote monitoring of activity within and near a given objective area. An example of ground sensor system equipment is the Tactical Remote Sensor System (TRSS).

Ground Vehicle Intercommunication. Ground vehicle intercommunication equipment is a two-way intercommunication system for localized use within crew-served vehicles. Functions may include remote selection of frequencies, selection of operational mode and/or available equipment, etc. Examples of ground vehicle intercommunication equipment include the AN/VIC-2(v) and TOCNET.

I

Information Technology (IT). Information technology equipment includes computers, routers, printers, plotters, data switching equipment, IP accelerators, and associated equipment used in a variety of platforms.

Inspection and Classification. Inspection and classification are the first and last tasks that a user and maintenance activity perform on equipment. Inspection is the checking or testing of an item against established standards. The inspection process determines maintenance requirements and satisfactory maintenance performance. It determines if something is wrong with the equipment. Classification is the assignment of an item to a maintenance category based on established procedures. The assigned classification determines who repairs the item and where the repairs are made. Inspection and classification include limited technical inspections (LTI), quality control (QC) inspections, acceptance inspections, etc.

Inspection and classification is a sub-function of maintenance at the tactical level of logistics.

Installation, Operation, and Maintenance (IOM). The operational tasks associated with using equipment. These tasks are performed by the equipment operators, with the maintainers providing technical assistance. Installation refers to the emplacement, configuration, and initialization of equipment for use. Operation refers to the sustained actions of using the equipment. Maintenance refers to the crew/operator tasks associated with restoring equipment to operation.

For the purpose of this T&R manual, crew/operator maintenance, part of the Field level, is covered under IOM events and is not included in Field level maintenance events.

Intelligence-Based Systems. Intelligence-based systems equipment includes the electronics components/items of signals intelligence (SIGINT) equipment (electronic attack and collections equipment) and human intelligence (HUMINT) equipment not associated with force protection (FORCEPRO).

Intermediate (Maintenance Category). Intermediate maintenance is performed by designated activities in direct or general support of using organizations. It includes calibration and repair/replacement of damaged or unserviceable parts, and provides technical assistance, support through a secondary repairable float, and/or contact team support to using organizations. Intermediate maintenance normally includes third and fourth echelon maintenance and in instances when supporting overflow organizational requirements, may include second echelon as well. Refer to MCO 4790.23_ Ground Equipment Maintenance Program.

L

Laboratory Standards. Laboratory standards are equipment utilized to take quantitative/qualitative (Q/Q) measurements as a source of accurately known stimuli (signals), or as a decision to accept, reject, adjust, repair, or to replace TMDE being tested or measured.

Low Density (LD). Low density equipment is found in small quantities and/or in a small number of units within the MAGTF.

M

Maintenance. Maintenance involves those actions taken to keep materiel in serviceable condition (preventive maintenance) and actions required to return materiel to serviceable condition (corrective maintenance). Maintenance tasks are grouped by levels of support that determine assignment of maintenance responsibilities.

In the context of this T&R manual, "maintenance" generally refers to the organizational and intermediate maintenance tasks performed by specially trained personnel. Exceptions to this include maintenance tasks associated with organic equipment (crew/operator tasks), technical assistance provided to equipment operators during the IOM of equipment (crew/operator tasks), crew/operator tasks performed by TECHCON personnel on TECHCON equipment, and

network maintenance tasks performed by TECHCON personnel. Maintenance is a function of the tactical level of logistics (refer to MCWP 4-11.4 Maintenance Operations).

Maintenance Administration Section. A maintenance administration (or administrative) section performs functions associated with equipment receipt and transfer, technical data research, tool issue, shop property control, and the recording and reporting of completed maintenance actions within the shop. In large maintenance shops, there may be several personnel in each element of the section. In small shops, one individual may perform all of these functions. Administrative sections are known by many names including Organics, Shop Support, Shipping & Receiving, etc. Refer to MCO P4790.2_ MIMMS Field Procedures Manual.

Maintenance Categories. The Department of Defense (DOD) identifies two levels of maintenance - field and depot. The field level is further divided into the "organizational" and "intermediate" maintenance categories. Refer to MCO 4790.23_ Ground Equipment Maintenance Program.

Maintenance Section. The actual performance of maintenance in a maintenance shop is accomplished by the maintenance sections. These sections may be organized in a number of different ways, including function (e.g., PMCS, CM, modification), equipment (e.g., heavy, single sideband, electro-optics), or by commodity (e.g., engineer, ground ordnance, ground electronics, motor transport). Refer to MCO P4790.2_ MIMMS Field Procedures Manual.

The maintenance section level events in this T&R manual are constructed around a maintenance section focusing on providing field level maintenance support for specific equipment types of electronics equipment (e.g., a Radio Repair Section performing maintenance on ground radio equipment, vehicle intercommunications equipment, and mechanized vehicle electronics).

Maintenance Shop. A maintenance shop is a maintenance activity providing direct or general support field level maintenance for one or more commodities and one or more equipment types within the supported commodities. The basic functions and tasks of a maintenance shop are the same, regardless of the shop size or type of maintenance performed. A maintenance shop's organization will vary. In general, it will consist of a shop office/ operations section, a maintenance administrative section, a services section, and one or more maintenance sections. Refer to MCWP 4-11.4 Maintenance Operations and MCO P4790.2_ MIMMS Field Procedures Manual.

The maintenance shop level events in this T&R manual are constructed around a shop focusing on providing field level maintenance support for ground electronics equipment, though they are easily adapted for a maintenance shop supporting other commodities or multiple commodities.

Marine Corps Ground Training and Readiness (T&R) Program. The T&R Program is the Marine Corps' primary tool for planning and conducting training, for planning and conducting training evaluation, and for assessing training readiness. The program will provide the commander with standardized programs of instruction for units within the ground combat, combat support, and combat service support communities. It consolidates the ITS, CTS, METL and other individual and unit training management tools. T&R is a program of standards

that systematizes commonly accepted skills, is open to innovative change, and above all, tailors the training effort to the unit's mission. Further, T&R serves as a training guide and provides commanders an immediate assessment of unit combat readiness by assigning a CRP to key training events. In short, the T&R Program is a building block approach to training that maximizes flexibility and produces the best-trained Marines possible.

Mechanized Vehicle Electronics. Mechanized vehicle communication electronics are comprised of a cadre of C2 systems which intersect all battlefield functions. Communication electronic maintenance responsibilities include items identified as communication assets, ancillary items, and specific wiring to ensure function of said equipment. Examples included but are not limited to intercom systems such as TOCNET or VIC-3, wiring and cabling, mounting apparatuses and antennas that are specifically used for C2 systems.

Mission Essential Task(s) MET(s). A MET is a collective task in which an organization must be proficient in order to accomplish an appropriate portion of its wartime mission(s). MET listings are the foundation for the T&R manual; all events in the T&R manual support a MET.

Mission Essential Task List (METL). Descriptive training document that provides units a clear, war fighting focused description of collective actions necessary to achieve wartime mission proficiency. The service-level METL, that which is used as the foundation of the T&R manual, is developed using Marine Corps doctrine, operational plans, T/Os, UJTL, UNTL, and MCTL. For community based T&R manuals, an occupational field METL is developed to focus the community's collective training standards. Commanders develop their unit METL from the service-level METL, operational plans, contingency plans, and SOPs.

Modification. Modification changes the design or assembly characteristics of systems, end items, components, assemblies, subassemblies, or parts. A modification's purpose is to improve equipment functioning, maintainability or reliability (usually issued as a normal modification), or its safety characteristics (typically seen as urgent modifications). For the purpose of this T&R manual, modification also refers to software/firmware upgrades. Modification is a sub-function of maintenance at the tactical level of logistics. Refer to MCWP 4-11.4 Maintenance Operations.

N

Non-Standard Equipment (NS-E). Non-standard equipment items are defined as those items that are not properly catalogued with national stock numbers (NSN)/Marine Corps Stock Numbers (MCSN) and critical asset data registered in the Federal Logistics Information System (FLIS) that can not be accounted for within GCSS-MC, SCS, or DPAS. Marines in the 2800 Ground Electronics Maintenance occupational field are able to provide maintenance support for the electronics components of NS-E.

O

Operational Readiness (OR)(DOD, NATO). OR is the capability of a unit/formation, ship, weapon system, or equipment to perform the missions or

functions for which it is organized or designed. It may be used in a general sense or to express a level or degree of readiness.

Organizational (Maintenance Category). That maintenance production, scheduled or unscheduled, which is the responsibility of and performed by the using unit on its assigned equipment. Refer to MCO 4790.23_ Ground Equipment Maintenance Program.

P

Power Supply. Power supply equipment supplies electric power to an electrical load and most commonly applies to converters, but also includes inverters, adapters, amplifiers, as well as "green" electric power converters such as solar panels. Power supply equipment may be a standalone device such as the PP-8436/P or it might be a component of an end item such as a computer power supply. Power supply equipment does not include power generation equipment (which is supported by the Utilities occupational field).

Prerequisite Event. Prerequisites are the academic training and/or T&R events that must be completed prior to attempting the event.

R

Readiness (DOD). Readiness is the ability of U.S. military forces to fight and meet the demands of the national military strategy. Readiness is the synthesis of two distinct but interrelated levels: a) Unit readiness – the ability to provide capabilities required by combatant commanders to execute assigned missions. This is derived from the ability of each unit to deliver the outputs for which it was designed. b) Joint readiness – the combatant commander's ability to integrate and synchronize ready combat and support forces to execute assigned missions.

Rebuilding and Overhauling. Rebuilding restores items to like new condition. The rebuilt item's appearance, performance, and capabilities are the same as originally manufactured. Overhauling restores items to a serviceable condition under maintenance serviceability standards. Rebuilding is a depot maintenance function. Depending on the item, overhauling may be either a depot or intermediate maintenance function. Rebuilding and overhauling is a sub-function of maintenance at the tactical level of logistics. Refer to MCWP 4-11.4 Maintenance Operations.

Reclamation. Reclamation is action taken to restore condemned, scrapped, abandoned, or damaged materiel, parts, and components. Reclamation actions include repair, refabrication, or renovation. Reclamation is a depot function. Reclamation is a sub-function of maintenance at the tactical level of logistics. Refer to MCWP 4-11.4 Maintenance Operations.

Recovery and Evacuation. Recovery is the process of retrieving or freeing immobile, inoperative, or abandoned materiel. It includes returning it to operation or taking it to a collection point for repair, evacuation, or disposal. Recovery is the responsibility of the owning unit. Evacuation moves materiel from one combat service support (CSS) maintenance activity to another for repair or disposal. It includes moving equipment between the owning unit's maintenance site and the supporting combat service support

element (CSSE). Evacuation is the responsibility of the combat service support element. Recovery and evacuation is a sub-function of maintenance at the tactical level of logistics. Refer to MCWP 4-11.4 Maintenance Operations.

Repair. Repair is the return of an item to serviceable condition through correction of a specific failure or unserviceable condition. Repair is a sub-function of maintenance at the tactical level of logistics. Refer to MCWP 4-11.4 Maintenance Operations.

Requirement. When used as an element of a T&R event condition and standard, a "requirement" covers a range of items. These generally refer to a requirement provided by some higher and/or external authority such as a commanding officer or supported unit, and include things such as maintenance requests, missions, fragmentary orders, warning orders, operations orders, etc. When used in this manner, the requirement establishes the parameters for successful performance, including accuracy, completeness, sequence, timeliness, etc.

When used as an element of a performance step, a "requirement" refers to the desired outcome and the resources required to accomplish the assigned task. Resources include things such as personnel, skill sets, facilities, TMDE, tools, MHE, supply parts, scheduling of support, etc.

S

Satellite Communications (SATCOM). SATCOM equipment includes C, X, Ka, Ku, and L-band systems and associated antennas/dishes. Low density SATCOM equipment is found in small quantities and/or in a small number of units within the MAGTF. Examples of low density SATCOM equipment include the AN/TSC-85C(V)1, AN/TSC-154, and AN/TSQ-226(V)1. Ground common SATCOM equipment is found in large quantities and/or in a large number of units within the MAGTF. An example of ground common SATCOM equipment is VSAT.

Section Skill Tasks. Section skills are those competencies directly related to unit functioning. They are group, rather than individual, in nature, and require participation by a section (S-1, S-2, S-3, etc).

Services Section. A services section performs functions in support of equipment maintenance; for example, welding, battery shop, inspection, and quality control. In small shops or shops not requiring all of these services, the functions of the services section may be performed by one individual or assigned to other sections. The inspection and quality control functions are required in all shops. This function may be performed by one individual, several individuals, or a team. Refer to MCO P4790.2_ MIMMS Field Procedures Manual.

Servicing, Adjustment, and Tuning. Servicing, adjustment, and tuning tasks do not have precise definitions. Servicing may include all repairs or maintenance, including adjustment and tuning. Tuning is a process of adjusting equipment to achieve precise functioning. For example, tuning often refers to engine adjustments; however engines are not the only components that need adjustments. Regardless of precise definitions, the terms have one thing in common: they refer to maintenance performed on

operable equipment, including equipment that the maintenance activity has just repaired. Servicing, adjustment, and tuning is a sub-function of maintenance at the tactical level of logistics. Refer to MCWP 4-11.4 Maintenance Operations.

Shop Office/Operations Section. A shop office/operations section manages the overall conduct of maintenance within the shop. This includes assigning personnel within the shop; scheduling maintenance and the orderly flow of equipment requiring maintenance through the shop; ensuring the economic use of maintenance resources, including the proper use of maintenance floats; ensuring that maintenance operations interface with maintenance-related programs; establishing and executing the shop safety program; supervising maintenance training within the shop; and ensuring that proper transactions are submitted. Refer to MCO P4790.2_ MIMMS Field Procedures Manual.

Simulation Training. Simulators provide the additional capability to develop and hone core and core plus skills. The development of simulator training events for appropriate T&R syllabi can help maintain valuable combat resources while reducing training time and cost. In cases where simulator fidelity and capabilities are such that simulator training closely matches that of actual training events, T&R Manual developers may include the option of using simulators to accomplish the training. CRP credit will be earned for E-Coded simulator events based on assessment of relative training event performance.

Standard. A standard is a statement that establishes criteria for how well a task or learning objective must be performed. The standard specifies how well, completely, or accurately a process must be performed or product produced. For higher-level collective events, it describes why the event is being done and the desired end-state of the event. Standards become more specific for lower-level events and outline the accuracy, time limits, sequencing, quality, product, process, restrictions, etc., that indicate the minimum acceptable level of performance required of the event. At a minimum, both collective and individual training standards consist of a task, the condition under which the task is to be performed, and the evaluation criteria that will be used to verify that the task has been performed to a satisfactory level.

Sustainment Training. Periodic retraining or demonstration of an event required maintaining the minimum acceptable level of proficiency or capability required to accomplish a training objective. Sustainment training goes beyond the entry-level and is designed to maintain or further develop proficiency in a given set of skills.

Systems Approach to Training (SAT). An orderly process for analyzing, designing, developing, implementing, and evaluating a unit's training program to ensure the unit, and the Marines of that unit acquire the knowledge and skills essential for the successful conduct of the unit's wartime missions.

T

Tactical Exercise Control Group (TECG). A TECG is formed to provide subject matter experts in the functional areas being evaluated. The benefit of establishing a permanent TECG is to have resident, dedicated evaluation

authority experience, and knowledgeable in evaluation technique. The responsibilities and functions of the TEGC include: 1) developing a detailed exercise scenario to include the objectives and events prescribed by the EC/ED in the exercise LOI; 2) conducting detailed evaluator training prior to the exercise; 3) coordinating and controlling role players and aggressors; 4) compiling the evaluation data submitted by the evaluators and submitting required results to the ED; 5) preparing and conducting a detailed exercise debrief for the evaluated unit(s).

Technical Control. Technical control equipment ensures fast, reliable, and secure exchange of information; typically includes distribution frames and associated panels, jacks, and switches for monitoring, test, conditioning, and orderwire equipment; and allows telecommunications systems control personnel to exercise operational control of communications paths and facilities, make quality analyses of communications and communications channels, monitor operations and maintenance functions, recognize and correct deteriorating conditions, restore disrupted communications, provide requested on-call circuits, and take or direct such actions as may be required to provide effective telecommunications services.

Technical Exercise Controller (TEC). The TEC is appointed by the ED, and usually comes from his staff or a subordinate command. The TEC is the senior evaluator within the TEGC and should be of equal or higher grade than the commander(s) of the unit(s) being evaluated. The TEC is responsible for ensuring that the evaluation is conducted following the instructions contained in this order and MCO 1553.3A. Specific T&R manuals are used as the source for evaluation criteria.

Telecommunications. Telecommunications equipment includes voice gateway routers, voice switching equipment, telephones, call managers, session boundary controllers, etc.

Test, Measurement, and Diagnostic Equipment (TMDE). TMDE is equipment used to take quantitative/qualitative (Q/Q) measurements as a source of accurately known stimuli (signals), or as a decision to accept, reject, adjust, repair, or to replace a device, system module, or component being tested or measured. Supported TMDE is listed in TM-10510-OD/1_.

Testing and Calibration. Testing and calibration are terms that apply to the maintenance of precision instruments. These instruments may be components of larger items, or they may be maintenance test equipment. Testing compares the accuracy of the instrument to an established standard. Calibration is the adjustment of precision instruments that have deviated from their standards. Testing and calibration is a sub-function of maintenance at the tactical level of logistics. Refer to MCWP 4-11.4 Maintenance Operations.

For the purpose of this T&R manual "calibration" refers to a set of operations, performed in accordance with a definite documented procedure that compares the measurements performed by an instrument to those made by a more accurate instrument or standard, for the purpose of detecting and reporting, or eliminating by adjustment, errors in the instrument tested. Refer to *Calibration: Philosophy in Practice*. (2nd edition, pp. G-4). Glossary. Everett, Wash.: Fluke Corporation.

Training Plan. Training document that outlines the general plan for the conduct of individual and collective training in an organization for specified periods of time.

Training Task. This describes a direct training activity that pertains to an individual Marine. A task is composed of 3 major components: a description of what is to be done, a condition, and a standard.

U

Unit CRP. Unit CRP is a percentage of the E-Coded collective events that support the unit METL accomplished by the unit. Unit CRP is the average of all MET CRP.

Unit Evaluation. All units in the Marine Corps must be evaluated, either formally or informally, to ensure they are capable of conducting their combat mission. Informal evaluations should take place during all training events. The timing of formal evaluations is critical and should, when appropriate, be directly related to the units' operational deployment cycle. Formal evaluations should take place after the unit has been staffed with the majority of its personnel, has had sufficient time to train to individual and collective standards, and early enough in the training cycle so there is sufficient time to correctly identified weaknesses prior to deployment. All combat units and units' task organized for combat require formal evaluations prior to operational deployments.

Unit Training Management (UTM). Unit training management is the use of the SAT and Marine Corps training principles in a manner that maximizes training results and focuses the training priorities of the unit on its wartime mission. UTM governs the major peacetime training activity of the Marine Corps and applies to all echelons of the Total Force.

Unmanned Systems. Unmanned systems include a broad range of remotely operating systems such as robots, unmanned aerial vehicles (UAV), etc. Unmanned systems support is limited to the electronics components and the chassis, and does not include optics and components supported by other occupational fields.

W

Waived Event. An event that is waived by a commanding officer when in his or her judgment, previous experience or related performance satisfies the requirement of a particular event.

2800 T&R MANUAL

APPENDIX C

REFERENCES

Department of Defense Publications

DISA Circulars/Publications

DoDD 8500.1	Information Assurance (IA)
DoDD 8570.01M	Information Assurance Workforce Improvement Program Incorporating Change 2
DOD-HDBK-263B	Electrostatic Discharge Control Handbook for Protection of Electrical and Electronic Parts, Assemblies and Equipment
DoDI 4151.18	Maintenance of Military Material
DoDI 8523.01	Communication Security
DOD-STD-1686	Electrostatic Discharge Control

Joint Publications

CJCSI 3170.01_	Joint Capabilities Integration and Development System (JCIDS)
CJCSM 6231 (Series)	Manual for Employing Joint Tactical Communications
JCIDS	Manual for the Operation of the Joint Capabilities Integration and Development System

Secretary of the Navy Publications

SECNAVINST 5510.30_	Information and Personnel Security Program
SECNAVINST 5510.36_	Dept of the Navy Information and Personnel Security Program Regulations

Marine Corps Doctrinal Publications (MCDP)

Short Title	Long title
-------------	------------

Marine Corps Warfighting Publications (MCWP)

MCWP 3-40.3	MAGTF Communications System
MCWP 4-1	Logistics Operations
MCWP 4-11	Tactical-Level Logistics
MCWP 4-11.4	Maintenance Operations
MCWP 5-1	Marine Corps Planning Process (MCP)

Marine Corps Reference Publications (MCRP)

MCRP 3-0A	Unit Training Management Guide
MCRP 3-0B	How to Conduct Training
MCRP 4-11.3G	Unit Embarkation Handbook

Marine Corps Orders (MCO)

MCO 1200.17_	Military Occupational Specialty Manual (MOS Manual)
MCO 1553.1_	The Marine Corps Training and Education System
MCO 1553.3_	Unit Training Management (UTM) Program
MCO 1560.25_	Marine Corps Lifelong Learning Program
MCO 2281.1_	Electronic Key Management System (EKMS) Policy
MCO 2410.2_	Electromagnetic Environmental Effects (E3) Control

	Program
MCO 3000.11_	Ground Equipment Condition and Supply Materiel
	Readiness Reporting (MRR) Policy
MCO 3000.18_	Marine Corps Force Deployment Planning and Execution
	(FDP&E) Manual
MCO 3500.27_	Operational Risk Management (ORM)
MCO 3504.1_	Marine Corps Lessons Learned Program (MCCLP) and the
	Marine Corps Center for Lessons Learned (MCCLL)
MCO 3900.15_	Marine Corps Expeditionary Force Development System
	(EFDS)
MCO 4000.51_	Automatic Identification Technology (AIT)
MCO 4000.57_	Marine Corps Total Life Cycle Management (TLCM) of
	Ground Weapons Equipment and Material
MCO 4000.58_	Marine Corps Logistics Command
MCO 4081.2_	Marine Corps Performance Based Logistics (PBL)
MCO 4105.2_	Marine Corps Warranty Program
MCO 4200.33_	Contractor Logistics Support (CLS) for Ground
	Equipment, Weapon Systems, Munitions, and Information
	Systems
MCO 4400.113_	Defense Logistics Agency Maintenance Instructions or
	Technical Maintenance Standards
MCO 4400.16_	Uniform Material Movement and Issue Priority System
	(UMMIPS)
MCO 4631.10_	Operational Support Airlift Management
MCO 4733.1_	Marine Corps Test, Measurement, and Diagnostic
	Equipment (TMDE) Calibration and Maintenance Program
	(CAMP)
MCO 4790.18_	Corrosion Prevention and Control (CPAC) Program
MCO 4790.8	Repair of Micro-Miniature Electronic Circuits -
	(obsolete MCO or incorrect Pub ID)
MCO 4855.10_	Product Quality Deficiency Report (PQDR)
MCO 5040.6_	Marine Corps Readiness Inspections and Assessments
MCO 5215.1_	Marine Corps Directives Management Program
MCO 5215.16_	Interservicing of Technical Manuals and Related
	Technology
MCO 5311.1_	Total Force Structure Process (TFSP)
MCO P3500.72_	Marine Corps Ground Training and Readiness (T&R)
	Program
MCO P4030.19_	Preparing Hazardous Materials for Military Air
	Shipments
MCO P4400.150_	Consumer Level Supply Policy Manual
MCO P4400.151_	Intermediate-Level Supply Management Policy Manual
MCO P4400.160_	Field Supply and Maintenance Analysis Office Program
	(FSMAO)
MCO P4400.82_	Regulated/Controlled Item Management Manual
MCO P4790.1_	Marine Corps Integrated Maintenance Management System
	(MIMMS) Introduction Manual
MCO P4790.2_	MIMMS Field Procedures Manual
MCO P5090.2_	Environmental Compliance and Protection Manual
MCO P5215.17_	The Marine Corps Technical Publications System
MCO P7100.8_	Field Budget Guidance Manual

Navy and Marine Corps Directives (NAVMC)

NAVMC 1553.1_	Systems Approach to Training (SAT) Users Guide
---------------	------------------------------------------------

NAVMC 2761 Catalog of Publications
NAVMC 3500.6_ Ground Electronics Maintenance Training and Readiness Manual

Technical Publications

Applicable technical references*

TI 10793-ID_	AN/USM-674 Test Station Gold Disk and Silver Disk Miniature/Microminiature (2M)/Module Test and Repair Program
TI 4400-15/1_	Packaging, Handling, Storage, and Transportation of Electrostatic Discharge Sensitive Items
TI 4733 Series	Calibration and TMDE Requirements and Programs
TI 4733-15/13	Metrology Requirements List (METRL)
TI 4733-15/6_	Test Measurement and Diagnostic Equipment (TMDE) Calibration and Maintenance Support
TI 4733-15/7_	Procedural Publication Index for Marine Corps Test, Measurement, and Diagnostic Equipment Calibration and Maintenance Program
TI 4733-15/9_	Radiac Instrument Calibration Requirements
TI 4733-35/24_	United States Marine Corps Metrology Calibration Quality Assurance Program
TI 4733-35/5_	Calibration Equipment Recommendations for the Marine Corps Calibration Program
TI 4733-ID/8_	Marine Corps Transfer Standards Program
TI 4733-OD/1_	Calibration Requirements Marine Corps Test, Measurement and Diagnostic Equipment Calibration and Maintenance Program
TI 4733-OD/10_	Special Calibration of Torque Tools
TI 4733-OD/11_	Infantry Weapons Gage Calibration Program (IWGCP)
TI 4733-OD/21_	Survey Instrument Calibration Program (SICP)
TI 5820-25/22_	Electromagnetic Environmental Effects (E3) Procedures for Installation of Communication Equipment on Marine Corps Platforms
TI-4733-35/23_	Navy and Marine Corps Calibration Laboratory Audit/Certification Manual
TM 09810A-50/5_	MTR Gold Disk Test Routine Development Requirements Manual
TM 10209-10/1_	Use and Care of Hand Tools and Measuring Tools
TM 10510-OD/1_	General Purpose Test Measurement and Diagnostic Equipment (TMDE) Listing (Including Ancillary Support Items & Tool Kits)
TM 10664A-CD	Operator and Organizational Maintenance of Digital Technical Control Facility
TM 10793A-OD/1_	Module Test & Repair Tracking System (Marines) User's Guide
TM 10812A-10/2	User's Manual for OneTouch Series II Network Assistant
TM 10986B-OI/1	Getting Started Guide for OptiView Series II Integrated Network Analyzer
TM 10986B-OI/2	Help Guide for OptiView Series II Integrated Network Analyzer
TM 11366A-OD/1	Getting Started Guide for Network Analyzer (MODEL ES-700)
TM 2000-OD/2_	Principal Technical Characteristics of U.S. Marine

	Corps Communication-Electronics Equipment
TM 4700-15/1_	Ground Equipment Record Procedures
TM 4795-34/2_	Corrosion Prevention and Control, Rustproofing and Underbody Coating Procedures for Tactical Vehicles, Trailers, and Engineering Equipment
TM 4795-OR/1_	Organizational Corrosion Prevention and Control Procedures for USMC Ground Combat Equipment
TM 5411-14&P/2	Marine Corps Expeditionary Shelter System (MCESS) (Small Shelter Family) 10-Foot Rigid General Purpose Shelter Operation and Maintenance Instructions with Repair Parts List
TM 5411-14/1_	Marine Corps Expeditionary Shelter System (MCESS) (Small Shelter Family) Operation and Maintenance Instructions
TM 5895-45/1_	Standard Maintenance Practices
	Miniature/Microminiature (2M) Electronic Assembly Repair Organizational/Intermediate/Depot Level
TM 9406-15_	Grounding Procedures for Electromagnetic Interference Control and Safety
TM 9999-15/1_	Electro-Static Discharge (ESD) Awareness
TM 9999-15/2_	Electro-static Discharge (ESD) Management

User's Manuals

ST-90	Shorttrak 90 User's Manual
UM 4400-123	FMF SASSY Management Unit Procedures
UM 4400-124	SASSY Using Unit Procedures
UM 4400-125	FMF SASSY Accounting Manual (VOL IV) Maintenance Float Procedures
UM 4400-60	Materiel Returns Program
UM 4790-5	MIMMS AIS, Field Maintenance Procedures
UM PLMS	User's Manual, Publication Library Management System

Miscellaneous

CAL and LUBF	Consolidated Account Listing and Loaded Unit Balance File
CMR	Consolidated Memorandum Receipt
CNSS 4000	Communication Security (COMSEC) Maintenance and Maintenance Training
Contracted Logistics Support (CLS)	Statement of Requirements/Objectives/ Work (SOR/SOO/SOW)
Contracting Officer's Representative (COR)	Duties & Responsibilities Guidebook(s)
Cut Sheets	Programming Cut Sheets
DLA Customer Assistance Handbook	
EKMS-1 (series)	EKMS Policy and Procedures for Navy EKMS Tiers 2 & 3
EKMS-5A	Cryptographic Equipment Information/Guidance Manual
FEDLOG	Federal Logistic Data
FM 11-55	Mobile Subscriber Equipment (MSE) Operations
FM 24-16	Communication-Electronic Operations Orders, Records and Reports
FMFRP 4-14	Field Grounding Procedures for Computers and Generators
Maintenance Float Catalog	
MAL	Unit Mechanized Allowance List (MAL)

MCBUL 3000	Marine Corps Automated Readiness Evaluation System (MARES) Equipment
MCBUL 5600	Marine Corps Doctrinal Publication Status
MCCLL	Marine Corps Center for Lessons Learned web site http://www.mccll.usmc.mil
MIL-STD-1686B	Electro-Static Discharge Control Program for Protection of Electrical and Electronic Parts
MIL-STD-188-124A	Military Standard for Grounding
MMSOP	Maintenance Management Standing Operating Procedures
MOS Roadmap	Military Occupational Specialty (MOS) Roadmaps
MPS Load Plan	
MSGID 141844Z Aug 12	(NS-E)
N6283300014	Navy Electricity and Electronics Training Series (NEETS)
NAVAIR 17-35	FR-06 Facility Requirements
NAVSEA ST900-HN-GPT-020	Technical Reference and Operation Manual for PROTRACK I Model 20A/PROTRACK Scanner I
NSTISSI 4000	COMSEC Maintenance and Maintenance Training Policy (NSA)
Operations Order Annex K	
OPNAVINST 2221.3_	Communications Security (COMSEC) Maintenance and Maintenance Training
OpOrd	Operational Order
PLMS V3 UG	Publication Library Management System Version 3 Users Guide
POM_	Program Objective Memorandum (POM)
SAT Manual	Systems Approach to Training Manual
SDS	Safety Data Sheets
SL 1-2/3	Index of Authorized Publications in Stock
T/O&E	Table of Organization and Equipment
TECOMO 1500.1	Military Occupational Specialty Roadmaps
TEEP	Training, Exercise and Evaluation Plan
Unit SOP	Unit's Standing Operating Procedures
Unit Training Plan	
Web Tools	Web Based Maintenance Management Applications

* "applicable technical references" refers to any technical references that pertain to the equipment under maintenance, the equipment used to perform maintenance actions, and the techniques and procedures utilized in the performance of maintenance actions. Implicit in this is the requirement for maintainers to identify the references required to perform the maintenance actions.

2800 T&R MANUAL

APPENDIX D

MAINTENANCE SHOP ORGANIZATION

Maintenance shop organization is covered in MCWP 4-11.4 Maintenance Operations Chapter 4 Maintenance Organizations and MCO P4790.2_ MIMMS Field Procedures Manual Appendix E Shop Administration Procedures.

A unit's organization for maintenance is dependent on the unit's T/O. The T/O provides the resources and the structure; however, the actual arrangement of personnel, equipment, and other resources is dependent upon the mission, situation, facilities, terrain, and other circumstances. The alternative organizations are central shop, contact teams, task organizations, or a mixture of these. This manual uses the central shop as the structure for the T&R events.

A central shop maintenance shop organization will vary. In general, it will consist of a shop office/operations section, administrative section, services section, and a number of maintenance sections. An issue point is often included in a central shop. A basic central shop is depicted in figure D-1.

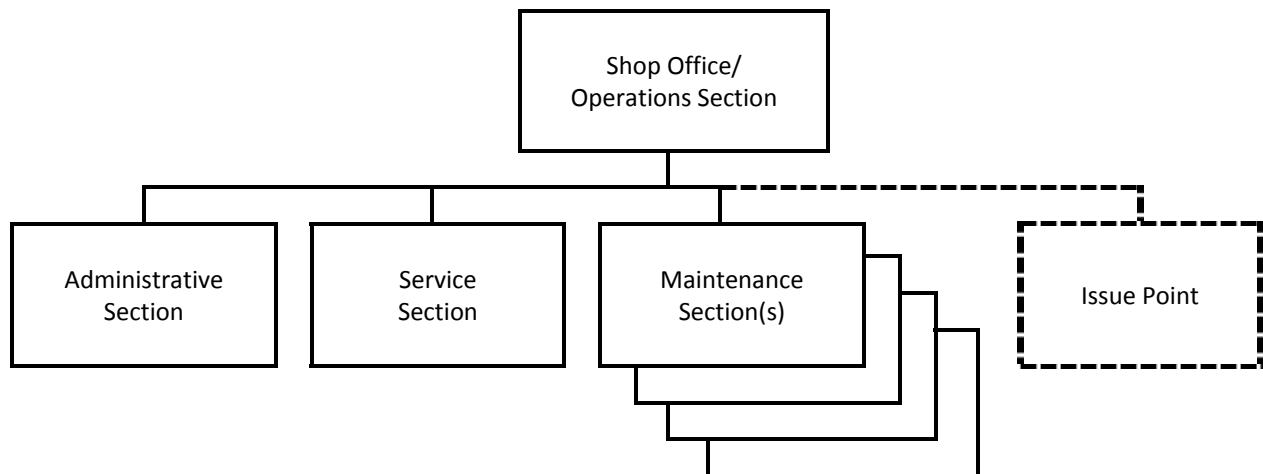


Figure D-1

Some of the sections may be consolidated and/or performed functionally rather than as discrete organizational elements. For example, quality control, a function of the services section, may be performed within maintenance sections.

A maintenance shop may range in size from a few Marines (e.g., the Electronics Maintenance Section within a Marine Wing Support Squadron) up to a battalion (e.g., Maintenance Battalion).

Shop Office/Operations Section

A shop office manages the overall conduct of maintenance within the shop. This includes, but is not limited to:

- recommending personnel assignment
- scheduling maintenance
- ensuring that maintenance operations interface with maintenance-related programs
- ensuring the economic use of maintenance resources
- supervising maintenance training within the shop
- ensuring that proper transactions are submitted into the maintenance automated information system for maintenance actions completed and changes in work order status

A shop office/operations section will include a maintenance chief and, if large enough, a maintenance officer. Additional Marines may be included depending upon the size of the maintenance shop and other factors.

Administrative Section

The administrative section performs functions associated with equipment receipt and transfer, technical data research, tool issue, shop property control, and the recording and reporting of completed maintenance actions within the shop. An administrative section can range from one Marine in small shops to several Marines in larger shops.

Services Section

A services section performs functions in support of equipment maintenance; for example, welding, battery shop service, inspection, quality control.

Often, elements of the shop office/operations section, administrative section, and services section may be consolidated into a single entity such as a shop support section.

Issue Point

The issue point is not an organic element of the shop. The issue point may be internal or external to the shop or a central issue point serving a major command or geographical location.

Maintenance Sections

The actual performance of maintenance is accomplished by maintenance sections. These sections may be organized in a number of different ways, including, but not limited to:

- by function (e.g., repair, modification)
- by equipment (e.g., ground radio, telecommunications)

A maintenance section can range from one or two Marines in small shops to a dozen or more Marines in larger shops.

In addition, while the shop office/operations section, administrative section, and services section perform their functions with regard to the entire shop, each maintenance section may perform elements of those functions with regard to the maintenance performed within the section. For example, a maintenance section might maintain a publications library that is a location of the main shop publications library.

A maintenance section will include a section chief and maintainers. If large enough, a maintenance section may also include a maintenance officer.

T&R Event Structure

The structure of the T&R events in this manual is based on a central shop organization. The "maintenance shop" described in this manual would be the largest unit at which all maintenance performed is on the equipment types supported by occupational field 2800 Marines. The "maintenance sections" described in this manual would each perform maintenance on one or more of the equipment types listed in this manual. The ground electronics maintenance shop would support all of the equipment types that are either organic to the unit (if a using unit) or organic to the units supported by the maintenance shop (if a supporting unit). For example, a radio repair section might support ground equipment, ground vehicle intercommunications equipment, and ground common satellite communications equipment. Refer to Figure D-2 for a depiction of the basic ground electronics maintenance shop around which the T&R events in this manual are structured.

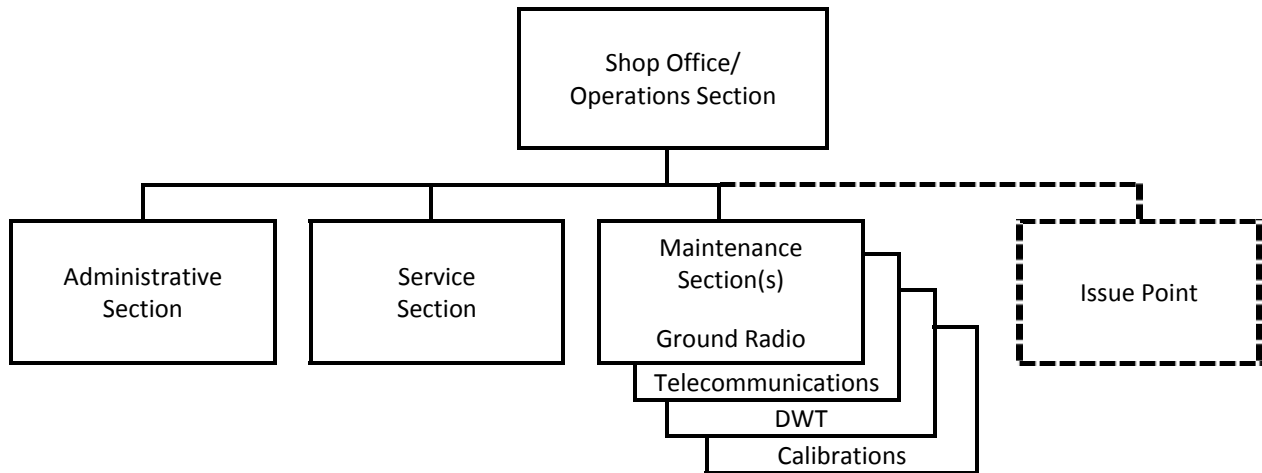


Figure D-2

The events in this manual apply equally well to the other types of maintenance organizations, including maintenance shops where multiple commodities are supported. In such cases, the shop office/operations section, administrative section, and services section would support multiple commodities and ground electronics maintenance might be performed within one maintenance section. Refer to Figure D-3 for a depiction of a multiple-commodity maintenance shop.

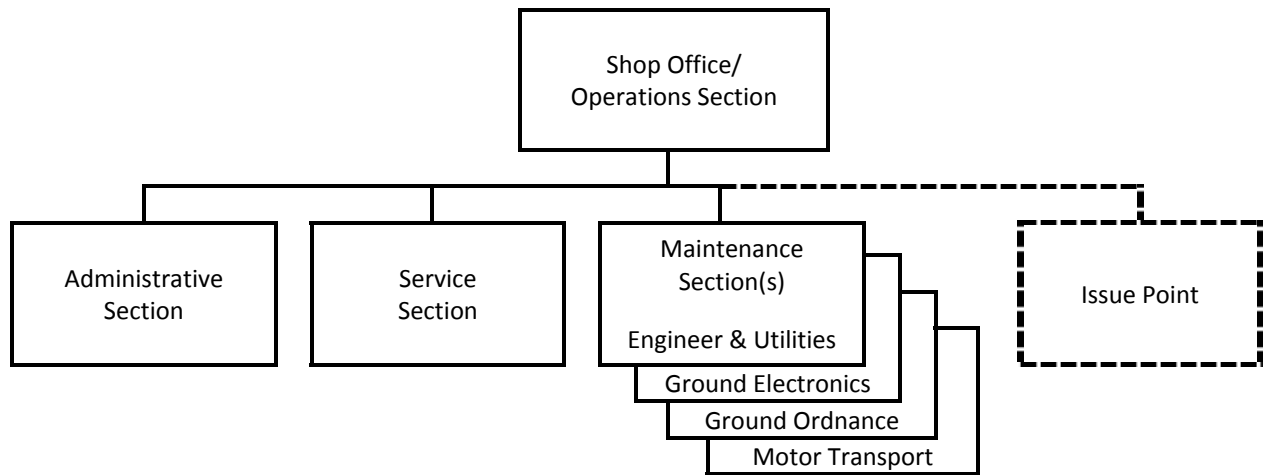


Figure D-3

The naming conventions for sections will vary from shop to shop. In cases where an equipment type does not apply, the relevant individual and collective events may be waived. For example, most ground electronics maintenance shops have no requirement to support TMDE and artillery electronics equipment, so the relevant collective and individual T&R events for those equipment types are waived for the purposes of training and readiness reporting.